

(19) **DANMARK**

(10) **DK/EP 2986610 T5**



Patent- og  
Varemærkestyrelsen

(12) **Rettet oversættelse af  
europæisk patentskrift**

- 
- (51) Int.Cl.: **C 07 D 471/04 (2006.01)**      **A 61 K 31/4375 (2006.01)**      **A 61 K 31/519 (2006.01)**  
**A 61 P 3/00 (2006.01)**      **A 61 P 7/00 (2006.01)**      **A 61 P 35/00 (2006.01)**
- (45) Oversættelsen bekendtgjort den: **2018-12-10**
- (80) Dato for Den Europæiske Patentmyndigheds bekendtgørelse om meddelelse af patentet: **2017-12-27**
- (86) Europæisk ansøgning nr.: **14732662.3**
- (86) Europæisk indleveringsdag: **2014-04-18**
- (87) Den europæiske ansøgnings publiceringsdag: **2016-02-24**
- (86) International ansøgning nr.: **US2014034662**
- (87) Internationalt publikationsnr.: **WO2014172644**
- (30) Prioritet: **2013-04-19 US 201361813782 P**
- (84) Designerede stater: **AL AT BE BG CH CY CZ DE DK EE ES FI FR GB GR HR HU IE IS IT LI LT LU LV MC MK MT NL NO PL PT RO RS SE SI SK SM TR**
- (73) Patenthaver: **Incyte Holdings Corporation, 1801 Augustine Cut-Off, Wilmington, DE 19803, USA**
- (72) Opfinder: **LU, Liang, 605 Sunflower Circle, Hockessin, Delaware 19707, USA**  
**YAO, Wenqing, 45 Magnolia Way, Chadds Ford, Pennsylvania 19317, USA**  
**ZHUO, Jincong, 17 Forwood Drive, Garnet Valley, Pennsylvania 19060, USA**  
**XU, Meizhong, 8 Fritze Court, Hockessin, Delaware 19707, USA**  
**QIAN, Ding-Quan, 10 Donald Preston Drive, Newark, Delaware 19702, USA**  
**ZHANG, Fenglei, 309 Daniel Drive, Ambler, Pennsylvania 19002, USA**  
**HE, Chunhong, 40 Magnolia Way, Chadds Ford, Pennsylvania 19317, USA**  
**SUN, Yaping, 610 Sunflower Circle, Hockessin, Delaware 19707, USA**  
**WU, Liangxing, 108 Sassafrass Court, Wilmington, Delaware 19808, USA**
- (74) Fuldmægtig i Danmark: **Plougmann Vingtoft A/S, Rued Langgaards Vej 8, 2300 København S, Danmark**
- (54) Benævnelse: **BICYKLISKE HETEROCYKLER SOM FGFR-INHIBITORER**
- (56) Fremdragne publikationer:  
**WO-A2-99/61444**  
**WO-A2-2007/136465**  
**US-A1- 2004 044 012**  
**US-A1- 2004 097 493**  
**US-A1- 2004 204 427**



**Description****FIELD OF THE INVENTION**

The present invention relates to bicyclic heterocycles, and pharmaceutical compositions of the same, that are inhibitors of one or more FGFR enzymes and are useful in the treatment of FGFR-associated  
5 diseases such as cancer.

**BACKGROUND OF INVENTION**

The Fibroblast Growth Factor Receptors (FGFR) are receptor tyrosine kinases that bind to fibroblast growth factor (FGF) ligands. There are four FGFR proteins (FGFR1-4) that are capable of binding ligands and are involved in the regulation of many physiological processes including tissue  
10 development, angiogenesis, wound healing, and metabolic regulation. Upon ligand binding, the receptors undergo dimerization and phosphorylation leading to stimulation of the protein kinase activity and recruitment of many intracellular docking proteins. These interactions facilitate the activation of an array of intracellular signaling pathways including Ras-MAPK, AKT-PI3K, and phospholipase C that are important for cellular growth, proliferation and survival (Reviewed in  
15 Eswarakumar et al. *Cytokine & Growth Factor Reviews*, 2005). Aberrant activation of this pathway either through overexpression of FGF ligands or FGFR or activating mutations in the FGFRs can lead to tumor development, progression, and resistance to conventional cancer therapies. In human cancer, genetic alterations including gene amplification, chromosomal translocations and somatic mutations that lead to ligand-independent receptor activation have been described. Large scale DNA  
20 sequencing of thousands of tumor samples has revealed that components of the FGFR pathway are among the most frequently mutated in human cancer. Many of these activating mutations are identical to germline mutations that lead to skeletal dysplasia syndromes. Mechanisms that lead to aberrant ligand-dependent signaling in human disease include overexpression of FGFs and changes in FGFR splicing that lead to receptors with more promiscuous ligand binding abilities (Reviewed in  
25 Knights and Cook *Pharmacology & Therapeutics*, 2010; Turner and Grose, *Nature Reviews Cancer*, 2010). Therefore, development of inhibitors targeting FGFR may be useful in the clinical treatment of diseases that have elevated FGF or FGFR activity.

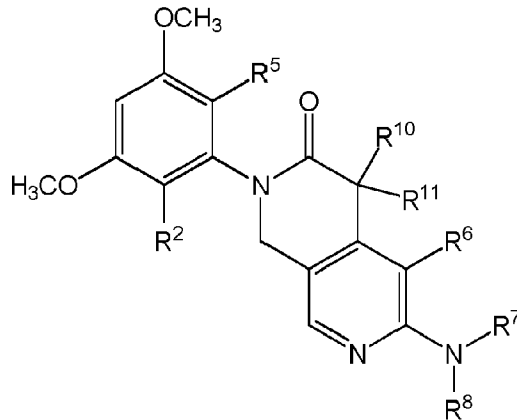
The cancer types in which FGF/FGFRs are implicated include, but are not limited to: carcinomas (e.g.,  
30 bladder, breast, cervical, colorectal, endometrial, gastric, head and neck, kidney, liver, lung, ovarian, prostate); hematopoietic malignancies (e.g., multiple myeloma, chronic lymphocytic lymphoma, adult T cell leukemia, acute myelogenous leukemia, non-Hodgkin lymphoma, myeloproliferative neoplasms, and Waldenstrom's Macroglobulinemia); and other neoplasms (e.g., glioblastoma, melanoma, and rhabdosarcoma). In addition to a role in oncogenic neoplasms, FGFR activation has also been  
35 implicated in skeletal and chondrocyte disorders including, but not limited to, achondroplasia and craniosynostosis syndromes.

WO 99/61444 and US 2004/044012 describe some bicyclic heterocycles that inhibit cyclin-dependent kinase and tyrosine kinase enzymes, and as such are useful to treat cell proliferative disorders such  
40 as angiogenesis, atherosclerosis, restenosis, and cancer.

There is a continuing need for the development of new drugs for the treatment of cancer and other diseases, and the FGFR inhibitors described herein help address this need.

### SUMMARY OF INVENTION

5 The present invention is directed to inhibitors of FGFR having Formula IIIa:



IIIa

or a pharmaceutically acceptable salt thereof, wherein constituent variables are defined in the claims.

10 The present invention is further directed to pharmaceutical compositions comprising a compound of Formula IIIa, or a pharmaceutically acceptable salt thereof, and at least one pharmaceutically acceptable carrier.

15 The present invention is further directed to methods of inhibiting an FGFR enzyme comprising contacting the enzyme *in vitro* with a compound of Formula IIIa, or a pharmaceutically acceptable salt thereof.

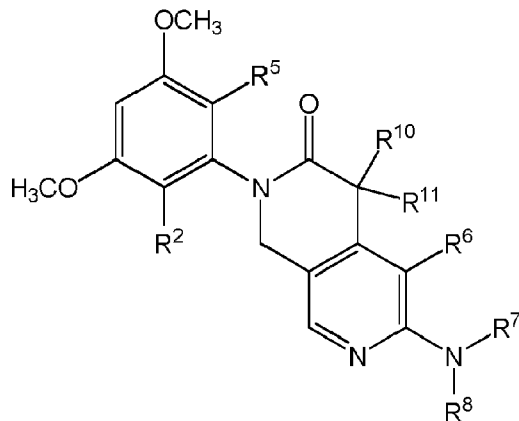
20 The present invention is further directed to compounds of Formula IIIa, or pharmaceutically acceptable salts thereof, for use in a method of treating a disease associated with abnormal activity or expression of an FGFR enzyme.

The present invention is further directed to compounds of Formula IIIa for use in treating a disease associated with abnormal activity or expression of an FGFR enzyme.

25 The present invention is further directed to the use of compounds of Formula IIIa in the preparation of a medicament for use in therapy.

### DETAILED DESCRIPTION

The present invention is directed to inhibitors of FGFR having Formula IIIa:



IIIa

or a pharmaceutically acceptable salt thereof, wherein:

- 5  $R^2$  and  $R^5$  are each independently selected from H, halo,  $C_{1-6}$  alkyl,  $C_{2-6}$  alkenyl,  $C_{2-6}$  alkynyl,  $C_{1-6}$  haloalkyl, cyclopropyl, CN,  $OR^a$ ,  $SR^a$ ,  $C(O)R^b$ ,  $C(O)NR^cR^d$ ,  $C(O)OR^a$ ,  $OC(O)R^b$ ,  $OC(O)NR^cR^d$ ,  $NR^eR^d$ ,  $NR^eC(O)R^b$ ,  $NR^eC(O)OR^a$ ,  $NR^eC(O)NR^cR^d$ ,  $C(=NR^e)R^b$ ,  $C(=NR^e)NR^cR^d$ ,  $NR^eC(=NR^e)NR^cR^d$ ,  $NR^eS(O)R^b$ ,  $NR^eS(O)_2R^b$ ,  $NR^eS(O)_2NR^cR^d$ ,  $S(O)R^b$ ,  $S(O)NR^cR^d$ ,  $S(O)_2R^b$ , and  $S(O)_2NR^cR^d$ ;
- 10  $R^6$  is H, halo,  $C_{1-6}$  alkyl,  $C_{2-6}$  alkenyl,  $C_{2-6}$  alkynyl,  $C_{1-6}$  haloalkyl,  $C_{6-10}$  aryl,  $C_{3-10}$  cycloalkyl, 5-10 membered heteroaryl, 4-10 membered heterocycloalkyl, CN,  $NO_2$ ,  $OR^{a2}$ ,  $SR^{a2}$ ,  $C(O)R^{b2}$ ,  $C(O)NR^{c2}R^{d2}$ ,  $C(O)OR^{a2}$ ,  $OC(O)R^{b2}$ ,  $OC(O)NR^{c2}R^{d2}$ ,  $NR^{e2}R^{d2}$ ,  $NR^{e2}C(O)R^{b2}$ ,  $NR^{e2}C(O)OR^{a2}$ ,  $NR^{e2}C(O)NR^{c2}R^{d2}$ ,  $C(=NR^{e2})R^{b2}$ ,  $C(=NR^{e2})NR^{c2}R^{d2}$ ,  $NR^{e2}C(=NR^{e2})NR^{c2}R^{d2}$ ,  $NR^{e2}S(O)R^{b2}$ ,  $NR^{e2}S(O)_2R^{b2}$ ,  $NR^{e2}S(O)_2NR^{c2}R^{d2}$ ,  $S(O)R^{b2}$ ,  $S(O)NR^{c2}R^{d2}$ ,  $S(O)_2R^{b2}$ , or  $S(O)_2NR^{c2}R^{d2}$ ; wherein said  $C_{1-6}$  alkyl,  $C_{2-6}$  alkenyl,  $C_{2-6}$  alkynyl,  $C_{6-10}$  aryl,  $C_{3-10}$  cycloalkyl, 5-10 membered heteroaryl, and 4-10 membered heterocycloalkyl are each optionally substituted with 1, 2, 3, 4, or 5 substituents independently selected from  $R^{6a}$ ;
- 15 each  $R^{6a}$  is independently selected from  $Cy^1$ , halo,  $C_{1-6}$  alkyl,  $C_{2-6}$  alkenyl,  $C_{2-6}$  alkynyl,  $C_{1-6}$  haloalkyl, CN,  $NO_2$ ,  $OR^{a2}$ ,  $SR^{a2}$ ,  $C(O)R^{b2}$ ,  $C(O)NR^{c2}R^{d2}$ ,  $C(O)OR^{a2}$ ,  $OC(O)R^{b2}$ ,  $OC(O)NR^{c2}R^{d2}$ ,  $C(=NR^{e2})NR^{c2}R^{d2}$ ,  $NR^{e2}C(=NR^{e2})NR^{c2}R^{d2}$ ,  $NR^{e2}R^{d2}$ ,  $NR^{e2}C(O)R^{b2}$ ,  $NR^{e2}C(O)OR^{a2}$ ,  $NR^{e2}C(O)NR^{c2}R^{d2}$ ,  $NR^{e2}S(O)R^{b2}$ ,  $NR^{e2}S(O)_2R^{b2}$ ,  $NR^{e2}S(O)_2NR^{c2}R^{d2}$ ,  $S(O)R^{b2}$ ,  $S(O)NR^{c2}R^{d2}$ ,  $S(O)_2R^{b2}$ , and  $S(O)_2NR^{c2}R^{d2}$ , wherein said  $C_{1-6}$  alkyl,  $C_{2-6}$  alkenyl, and  $C_{2-6}$  alkynyl are each optionally substituted with 1, 2, or 3 substituents independently selected from  $Cy^1$ , halo, CN,  $NO_2$ ,  $OR^{a2}$ ,  $SR^{a2}$ ,  $C(O)R^{b2}$ ,  $C(O)NR^{c2}R^{d2}$ ,  $C(O)OR^{a2}$ ,  $OC(O)R^{b2}$ ,  $OC(O)NR^{c2}R^{d2}$ ,  $C(=NR^{e2})NR^{c2}R^{d2}$ ,  $NR^{e2}C(=NR^{e2})NR^{c2}R^{d2}$ ,  $NR^{e2}R^{d2}$ ,  $NR^{e2}C(O)R^{b2}$ ,  $NR^{e2}C(O)OR^{a2}$ ,  $NR^{e2}C(O)NR^{c2}R^{d2}$ ,  $NR^{e2}S(O)R^{b2}$ ,  $NR^{e2}S(O)_2R^{b2}$ ,  $NR^{e2}S(O)_2NR^{c2}R^{d2}$ ,  $S(O)R^{b2}$ ,  $S(O)NR^{c2}R^{d2}$ ,  $S(O)_2R^{b2}$ , and  $S(O)_2NR^{c2}R^{d2}$ ;
- 20  $R^7$  and  $R^8$  are each independently selected from H,  $C_{1-6}$  alkyl,  $C_{2-6}$  alkenyl,  $C_{2-6}$  alkynyl,  $C(O)R^A$ ,  $S(O)R^A$ ,  $S(O)_2R^A$ ,  $C_{6-10}$  aryl,  $C_{3-10}$  cycloalkyl, 5-10 membered heteroaryl, 4-10 membered heterocycloalkyl,  $C_{6-10}$  aryl- $C_{1-4}$  alkyl,  $C_{3-10}$  cycloalkyl- $C_{1-4}$  alkyl, (5-10 membered heteroaryl)- $C_{1-4}$  alkyl, and (4-10 membered heterocycloalkyl)- $C_{1-4}$  alkyl, wherein said  $C_{1-6}$  alkyl,  $C_{2-6}$  alkenyl,  $C_{2-6}$  alkynyl,  $C_{6-10}$  aryl,  $C_{3-10}$  cycloalkyl, 5-10 membered heteroaryl, 4-10

membered heterocycloalkyl, C<sub>6-10</sub> aryl-C<sub>1-4</sub> alkyl, C<sub>3-10</sub> cycloalkyl-C<sub>1-4</sub> alkyl, (5-10 membered heteroaryl)-C<sub>1-4</sub> alkyl, and (4-10 membered heterocycloalkyl)-C<sub>1-4</sub> alkyl are each optionally substituted with 1, 2, 3, 4, or 5 substituents independently selected from R<sup>7a</sup>;

5 each R<sup>7a</sup> is independently selected from Cy<sup>2</sup>, halo, C<sub>1-6</sub> alkyl, C<sub>2-6</sub> alkenyl, C<sub>2-6</sub> alkynyl, C<sub>1-6</sub> haloalkyl, CN, NO<sub>2</sub>, OR<sup>a3</sup>, SR<sup>a3</sup>, C(O)R<sup>b3</sup>, C(O)NR<sup>c3</sup>R<sup>d3</sup>, C(O)OR<sup>a3</sup>, OC(O)R<sup>b3</sup>, OC(O)NR<sup>c3</sup>R<sup>d3</sup>, C(=NR<sup>e3</sup>)NR<sup>c3</sup>R<sup>d3</sup>, NR<sup>c3</sup>C(=NR<sup>e3</sup>)NR<sup>c3</sup>R<sup>d3</sup>, NR<sup>c3</sup>R<sup>d3</sup>, NR<sup>c3</sup>C(O)R<sup>b3</sup>, NR<sup>c3</sup>C(O)OR<sup>a3</sup>, NR<sup>c3</sup>C(O)NR<sup>c3</sup>R<sup>d3</sup>, NR<sup>c3</sup>S(O)R<sup>b3</sup>, NR<sup>c3</sup>S(O)<sub>2</sub>R<sup>b3</sup>, NR<sup>c3</sup>S(O)<sub>2</sub>NR<sup>c3</sup>R<sup>d3</sup>, S(O)R<sup>b3</sup>, S(O)NR<sup>c3</sup>R<sup>d3</sup>, S(O)<sub>2</sub>R<sup>b3</sup>, and S(O)<sub>2</sub>NR<sup>c3</sup>R<sup>d3</sup>, wherein said C<sub>1-6</sub> alkyl, C<sub>2-6</sub> alkenyl, and C<sub>2-6</sub> alkynyl are each optionally substituted with 1, 2, or 3 substituents independently selected from Cy<sup>2</sup>, halo, CN, NO<sub>2</sub>, OR<sup>a3</sup>, SR<sup>a3</sup>, C(O)R<sup>b3</sup>, C(O)NR<sup>c3</sup>R<sup>d3</sup>, C(O)OR<sup>a3</sup>, OC(O)R<sup>b3</sup>, OC(O)NR<sup>c3</sup>R<sup>d3</sup>, C(=NR<sup>e3</sup>)NR<sup>c3</sup>R<sup>d3</sup>, NR<sup>c3</sup>C(=NR<sup>e3</sup>)NR<sup>c3</sup>R<sup>d3</sup>, NR<sup>c3</sup>R<sup>d3</sup>, NR<sup>c3</sup>C(O)R<sup>b3</sup>, NR<sup>c3</sup>C(O)OR<sup>a3</sup>, NR<sup>c3</sup>C(O)NR<sup>c3</sup>R<sup>d3</sup>, NR<sup>c3</sup>S(O)R<sup>b3</sup>, NR<sup>c3</sup>S(O)<sub>2</sub>R<sup>b3</sup>, NR<sup>c3</sup>S(O)<sub>2</sub>NR<sup>c3</sup>R<sup>d3</sup>, S(O)R<sup>b3</sup>, S(O)NR<sup>c3</sup>R<sup>d3</sup>, S(O)<sub>2</sub>R<sup>b3</sup>, and S(O)<sub>2</sub>NR<sup>c3</sup>R<sup>d3</sup>;

10 R<sup>10</sup> and R<sup>11</sup> together with the carbon atom to which they are attached form a 3-, 4-, 5-, 6-, or 7-membered cycloalkyl group or a 4-, 5-, 6-, or 7-membered heterocycloalkyl group, each optionally substituted with 1, 2, or 3 substituents independently selected from Cy<sup>3</sup>, C<sub>1-6</sub> alkyl, C<sub>1-6</sub>haloalkyl, halo, CN, OR<sup>a4</sup>, SR<sup>a4</sup>, C(O)R<sup>b4</sup>, C(O)NR<sup>c4</sup>R<sup>d4</sup>, C(O)OR<sup>a4</sup>, OC(O)R<sup>b4</sup>, OC(O)NR<sup>c4</sup>R<sup>d4</sup>, NR<sup>c4</sup>R<sup>d4</sup>, NR<sup>c4</sup>C(O)R<sup>b4</sup>, NR<sup>c4</sup>C(O)NR<sup>c4</sup>R<sup>d4</sup>, NR<sup>c4</sup>C(O)OR<sup>a4</sup>, C(=NR<sup>e4</sup>)NR<sup>c4</sup>R<sup>d4</sup>, NR<sup>c4</sup>C(=NR<sup>e4</sup>)NR<sup>c4</sup>R<sup>d4</sup>, S(O)R<sup>b4</sup>, S(O)NR<sup>c4</sup>R<sup>d4</sup>, S(O)<sub>2</sub>R<sup>b4</sup>, NR<sup>c4</sup>S(O)<sub>2</sub>R<sup>b4</sup>, NR<sup>c4</sup>S(O)<sub>2</sub>NR<sup>c4</sup>R<sup>d4</sup>, and S(O)<sub>2</sub>NR<sup>c4</sup>R<sup>d4</sup>, wherein said C<sub>1-6</sub> alkyl is optionally substituted by 1, 2, or 3 substituents independently selected from Cy<sup>3</sup>, halo, CN, OR<sup>a4</sup>, SR<sup>a4</sup>, C(O)R<sup>b4</sup>, C(O)NR<sup>c4</sup>R<sup>d4</sup>, C(O)OR<sup>a4</sup>, OC(O)R<sup>b4</sup>, OC(O)NR<sup>c4</sup>R<sup>d4</sup>, NR<sup>c4</sup>R<sup>d4</sup>, NR<sup>c4</sup>C(O)R<sup>b4</sup>, NR<sup>c4</sup>C(O)NR<sup>c4</sup>R<sup>d4</sup>, NR<sup>c4</sup>C(O)OR<sup>a4</sup>, C(=NR<sup>e4</sup>)NR<sup>c4</sup>R<sup>d4</sup>, NR<sup>c4</sup>C(=NR<sup>e4</sup>)NR<sup>c4</sup>R<sup>d4</sup>, S(O)R<sup>b4</sup>, S(O)NR<sup>c4</sup>R<sup>d4</sup>, S(O)<sub>2</sub>R<sup>b4</sup>, NR<sup>c4</sup>S(O)<sub>2</sub>R<sup>b4</sup>, NR<sup>c4</sup>S(O)<sub>2</sub>NR<sup>c4</sup>R<sup>d4</sup>, and S(O)<sub>2</sub>NR<sup>c4</sup>R<sup>d4</sup>;

15 each R<sup>A</sup> is independently selected from H, C<sub>1-6</sub> alkyl, C<sub>1-6</sub> alkoxy, C<sub>6-10</sub> aryl, C<sub>3-10</sub> cycloalkyl, 5-10 membered heteroaryl, 4-10 membered heterocycloalkyl, C<sub>6-10</sub> aryl-C<sub>1-4</sub> alkyl, C<sub>3-10</sub> cycloalkyl-C<sub>1-4</sub> alkyl, (5-10 membered heteroaryl)-C<sub>1-4</sub> alkyl, and (4-10 membered heterocycloalkyl)-C<sub>1-4</sub> alkyl, wherein said C<sub>1-6</sub> alkyl, C<sub>1-6</sub> alkoxy, C<sub>6-10</sub> aryl, C<sub>3-10</sub> cycloalkyl, 5-10 membered heteroaryl, 4-10 membered heterocycloalkyl, C<sub>6-10</sub> aryl-C<sub>1-4</sub> alkyl, C<sub>3-10</sub> cycloalkyl-C<sub>1-4</sub> alkyl, (5-10 membered heteroaryl)-C<sub>1-4</sub> alkyl, and (4-10 membered heterocycloalkyl)-C<sub>1-4</sub> alkyl are each optionally substituted with 1, 2, or 3 substituents independently selected from R<sup>7a</sup>;

20 Cy<sup>1</sup>, Cy<sup>2</sup>, and Cy<sup>3</sup> are each independently selected from C<sub>6-10</sub> aryl, C<sub>3-10</sub> cycloalkyl, 5-10 membered heteroaryl, and 4-10 membered heterocycloalkyl, each of which is optionally substituted by 1, 2, 3, 4, or 5 substituents independently selected from halo, C<sub>1-6</sub> alkyl, C<sub>2-6</sub> alkenyl, C<sub>2-6</sub> alkynyl, C<sub>1-6</sub> haloalkyl, C<sub>6-10</sub> aryl, C<sub>3-10</sub> cycloalkyl, 5-10 membered heteroaryl, 3-10 membered heterocycloalkyl, CN, NO<sub>2</sub>, OR<sup>a5</sup>, SR<sup>a5</sup>, C(O)R<sup>b5</sup>, C(O)NR<sup>c5</sup>R<sup>d5</sup>, C(O)OR<sup>a5</sup>, OC(O)R<sup>b5</sup>, OC(O)NR<sup>c5</sup>R<sup>d5</sup>, NR<sup>c5</sup>R<sup>d5</sup>, NR<sup>c5</sup>C(O)R<sup>b5</sup>, NR<sup>c5</sup>C(O)OR<sup>a5</sup>, NR<sup>c5</sup>C(O)NR<sup>c5</sup>R<sup>d5</sup>, C(=NR<sup>e5</sup>)R<sup>b5</sup>, C(=NR<sup>e5</sup>)NR<sup>c5</sup>R<sup>d5</sup>, NR<sup>c5</sup>C(=NR<sup>e5</sup>)NR<sup>c5</sup>R<sup>d5</sup>, NR<sup>c5</sup>S(O)R<sup>b5</sup>, NR<sup>c5</sup>S(O)<sub>2</sub>R<sup>b5</sup>, NR<sup>c5</sup>S(O)<sub>2</sub>NR<sup>c5</sup>R<sup>d5</sup>, S(O)R<sup>b5</sup>, S(O)NR<sup>c5</sup>R<sup>d5</sup>, S(O)<sub>2</sub>R<sup>b5</sup>, and S(O)<sub>2</sub>NR<sup>c5</sup>R<sup>d5</sup>; wherein said C<sub>1-6</sub> alkyl, C<sub>2-6</sub> alkenyl, C<sub>2-6</sub> alkynyl, C<sub>6-10</sub> aryl, C<sub>3-10</sub> cycloalkyl, 5-10 membered heteroaryl, and 4-10 membered

heterocycloalkyl are each optionally substituted with 1, 2, 3, 4, or 5 substituents independently selected from halo, C<sub>1-6</sub> alkyl, C<sub>2-6</sub> alkenyl, C<sub>2-6</sub> alkynyl, C<sub>1-6</sub> haloalkyl, CN, NO<sub>2</sub>, OR<sup>a5</sup>, SR<sup>a5</sup>, C(O)R<sup>b5</sup>, C(O)NR<sup>c5</sup>R<sup>d5</sup>, C(O)OR<sup>a5</sup>, OC(O)R<sup>b5</sup>, OC(O)NR<sup>c5</sup>R<sup>d5</sup>, C(=NR<sup>e5</sup>)NR<sup>c5</sup>R<sup>d5</sup>, NR<sup>c5</sup>C(=NR<sup>e5</sup>)NR<sup>c5</sup>R<sup>d5</sup>, NR<sup>c5</sup>R<sup>d5</sup>, NR<sup>c5</sup>C(O)R<sup>b5</sup>, NR<sup>c5</sup>C(O)OR<sup>a5</sup>, NR<sup>c5</sup>C(O)NR<sup>c5</sup>R<sup>d5</sup>, NR<sup>c5</sup>S(O)R<sup>b5</sup>, NR<sup>c5</sup>S(O)<sub>2</sub>R<sup>b5</sup>, NR<sup>c5</sup>S(O)<sub>2</sub>NR<sup>c5</sup>R<sup>d5</sup>, S(O)R<sup>b5</sup>, S(O)NR<sup>c5</sup>R<sup>d5</sup>, S(O)<sub>2</sub>R<sup>b5</sup>, and S(O)<sub>2</sub>NR<sup>c5</sup>R<sup>d5</sup>;

5

each R<sup>a</sup>, R<sup>b</sup>, R<sup>c</sup>, and R<sup>d</sup> is independently selected from H, C<sub>1-6</sub> alkyl, C<sub>1-4</sub> haloalkyl, C<sub>2-6</sub> alkenyl, C<sub>2-6</sub> alkynyl, and cyclopropyl, wherein said C<sub>1-6</sub> alkyl, C<sub>2-6</sub> alkenyl, C<sub>2-6</sub> alkynyl, and cyclopropyl is optionally substituted with 1, 2, or 3 substituents independently selected from C<sub>1-4</sub> alkyl, C<sub>1-4</sub> haloalkyl, halo, CN, OR<sup>a6</sup>, SR<sup>a6</sup>, C(O)R<sup>b6</sup>, C(O)NR<sup>c6</sup>R<sup>d6</sup>, C(O)OR<sup>a6</sup>, OC(O)R<sup>b6</sup>, OC(O)NR<sup>c6</sup>R<sup>d6</sup>, NR<sup>c6</sup>R<sup>d6</sup>, NR<sup>c6</sup>C(O)R<sup>b6</sup>, NR<sup>c6</sup>C(O)NR<sup>c6</sup>R<sup>d6</sup>, NR<sup>c6</sup>C(O)OR<sup>a6</sup>, C(=NR<sup>e6</sup>)NR<sup>c6</sup>R<sup>d6</sup>, NR<sup>c6</sup>C(=NR<sup>e6</sup>)NR<sup>c6</sup>R<sup>d6</sup>, S(O)R<sup>b6</sup>, S(O)NR<sup>c6</sup>R<sup>d6</sup>, S(O)<sub>2</sub>R<sup>b6</sup>, NR<sup>c6</sup>S(O)<sub>2</sub>R<sup>b6</sup>, NR<sup>c6</sup>S(O)<sub>2</sub>NR<sup>c6</sup>R<sup>d6</sup>, and S(O)<sub>2</sub>NR<sup>c6</sup>R<sup>d6</sup>;

10

each R<sup>a2</sup>, R<sup>b2</sup>, R<sup>c2</sup>, R<sup>d2</sup>, R<sup>a3</sup>, R<sup>b3</sup>, R<sup>c3</sup>, R<sup>d3</sup>, R<sup>a4</sup>, R<sup>b4</sup>, R<sup>c4</sup>, R<sup>d4</sup>, R<sup>a5</sup>, R<sup>b5</sup>, R<sup>c5</sup>, and R<sup>d5</sup> is independently selected from H, C<sub>1-6</sub> alkyl, C<sub>1-4</sub> haloalkyl, C<sub>2-6</sub> alkenyl, C<sub>2-6</sub> alkynyl, C<sub>6-10</sub> aryl, C<sub>3-10</sub> cycloalkyl, 5-10 membered heteroaryl, 4-10 membered heterocycloalkyl, C<sub>6-10</sub> aryl-C<sub>1-4</sub> alkyl, C<sub>3-10</sub> cycloalkyl-C<sub>1-4</sub> alkyl, (5-10 membered heteroaryl)-C<sub>1-4</sub> alkyl, and (4-10 membered heterocycloalkyl)-C<sub>1-4</sub> alkyl, wherein said C<sub>1-6</sub> alkyl, C<sub>2-6</sub> alkenyl, C<sub>2-6</sub> alkynyl, C<sub>6-10</sub> aryl, C<sub>3-10</sub> cycloalkyl, 5-10 membered heteroaryl, 4-10 membered heterocycloalkyl, C<sub>6-10</sub> aryl-C<sub>1-4</sub> alkyl, C<sub>3-10</sub> cycloalkyl-C<sub>1-4</sub> alkyl, (5-10 membered heteroaryl)-C<sub>1-4</sub> alkyl, and (4-10 membered heterocycloalkyl)-C<sub>1-4</sub> alkyl is optionally substituted with 1, 2, 3, 4, or 5 substituents independently selected from C<sub>1-4</sub> alkyl, C<sub>1-4</sub> haloalkyl, halo, CN, OR<sup>a6</sup>, SR<sup>a6</sup>, C(O)R<sup>b6</sup>, C(O)NR<sup>c6</sup>R<sup>d6</sup>, C(O)OR<sup>a6</sup>, OC(O)R<sup>b6</sup>, OC(O)NR<sup>c6</sup>R<sup>d6</sup>, NR<sup>c6</sup>R<sup>d6</sup>, NR<sup>c6</sup>C(O)R<sup>b6</sup>, NR<sup>c6</sup>C(O)NR<sup>c6</sup>R<sup>d6</sup>, NR<sup>c6</sup>C(O)OR<sup>a6</sup>, C(=NR<sup>e6</sup>)NR<sup>c6</sup>R<sup>d6</sup>, NR<sup>c6</sup>C(=NR<sup>e6</sup>)NR<sup>c6</sup>R<sup>d6</sup>, S(O)R<sup>b6</sup>, S(O)NR<sup>c6</sup>R<sup>d6</sup>, S(O)<sub>2</sub>R<sup>b6</sup>, NR<sup>c6</sup>S(O)<sub>2</sub>R<sup>b6</sup>, NR<sup>c6</sup>S(O)<sub>2</sub>NR<sup>c6</sup>R<sup>d6</sup>, and S(O)<sub>2</sub>NR<sup>c6</sup>R<sup>d6</sup>;

15

20

or any R<sup>c</sup> and R<sup>d</sup> together with the N atom to which they are attached form a 4-, 5-, 6-, or 7-membered heterocycloalkyl group optionally substituted with 1, 2, or 3 substituents independently selected from C<sub>1-6</sub> alkyl, C<sub>3-7</sub> cycloalkyl, 4-7 membered heterocycloalkyl, C<sub>6-10</sub> aryl, 5-6 membered heteroaryl, C<sub>1-6</sub> haloalkyl, halo, CN, OR<sup>a6</sup>, SR<sup>a6</sup>, C(O)R<sup>b6</sup>, C(O)NR<sup>c6</sup>R<sup>d6</sup>, C(O)OR<sup>a6</sup>, OC(O)R<sup>b6</sup>, OC(O)NR<sup>c6</sup>R<sup>d6</sup>, NR<sup>c6</sup>R<sup>d6</sup>, NR<sup>c6</sup>C(O)R<sup>b6</sup>, NR<sup>c6</sup>C(O)NR<sup>c6</sup>R<sup>d6</sup>, NR<sup>c6</sup>C(O)OR<sup>a6</sup>, C(=NR<sup>e6</sup>)NR<sup>c6</sup>R<sup>d6</sup>, NR<sup>c6</sup>C(=NR<sup>e6</sup>)NR<sup>c6</sup>R<sup>d6</sup>, S(O)R<sup>b6</sup>, S(O)NR<sup>c6</sup>R<sup>d6</sup>, S(O)<sub>2</sub>R<sup>b6</sup>, NR<sup>c6</sup>S(O)<sub>2</sub>R<sup>b6</sup>, NR<sup>c6</sup>S(O)<sub>2</sub>NR<sup>c6</sup>R<sup>d6</sup>, and S(O)<sub>2</sub>NR<sup>c6</sup>R<sup>d6</sup>, wherein said C<sub>1-6</sub> alkyl, C<sub>3-7</sub> cycloalkyl, 4-7 membered heterocycloalkyl, C<sub>6-10</sub> aryl, and 5-6 membered heteroaryl are optionally substituted by 1, 2, or 3 substituents independently selected from halo, CN, OR<sup>a6</sup>, SR<sup>a6</sup>, C(O)R<sup>b6</sup>, C(O)NR<sup>c6</sup>R<sup>d6</sup>, C(O)OR<sup>a6</sup>, OC(O)R<sup>b6</sup>, OC(O)NR<sup>c6</sup>R<sup>d6</sup>, NR<sup>c6</sup>R<sup>d6</sup>, NR<sup>c6</sup>C(O)R<sup>b6</sup>, NR<sup>c6</sup>C(O)NR<sup>c6</sup>R<sup>d6</sup>, NR<sup>c6</sup>C(O)OR<sup>a6</sup>, C(=NR<sup>e6</sup>)NR<sup>c6</sup>R<sup>d6</sup>, NR<sup>c6</sup>C(=NR<sup>e6</sup>)NR<sup>c6</sup>R<sup>d6</sup>, S(O)R<sup>b6</sup>, S(O)NR<sup>c6</sup>R<sup>d6</sup>, S(O)<sub>2</sub>R<sup>b6</sup>, NR<sup>c6</sup>S(O)<sub>2</sub>R<sup>b6</sup>, NR<sup>c6</sup>S(O)<sub>2</sub>NR<sup>c6</sup>R<sup>d6</sup>, and S(O)<sub>2</sub>NR<sup>c6</sup>R<sup>d6</sup>;

30

35

or any R<sup>c2</sup> and R<sup>d2</sup> together with the N atom to which they are attached form a 4-, 5-, 6-, or 7-membered heterocycloalkyl group optionally substituted with 1, 2, or 3 substituents independently selected from C<sub>1-6</sub> alkyl, C<sub>3-7</sub> cycloalkyl, 4-7 membered heterocycloalkyl, C<sub>6-10</sub> aryl, and 5-6 membered heteroaryl, C<sub>1-6</sub> haloalkyl, halo, CN, OR<sup>a6</sup>, SR<sup>a6</sup>, C(O)R<sup>b6</sup>,

40

C(O)NR<sup>c6</sup>R<sup>d6</sup>, C(O)OR<sup>a6</sup>, OC(O)R<sup>b6</sup>, OC(O)NR<sup>c6</sup>R<sup>d6</sup>, NR<sup>c6</sup>R<sup>d6</sup>, NR<sup>c6</sup>C(O)R<sup>b6</sup>, NR<sup>c6</sup>C(O)NR<sup>c6</sup>R<sup>d6</sup>, NR<sup>c6</sup>C(O)OR<sup>a6</sup>, C(=NR<sup>e6</sup>)NR<sup>c6</sup>R<sup>d6</sup>, NR<sup>c6</sup>C(=NR<sup>e6</sup>)NR<sup>c6</sup>R<sup>d6</sup>, S(O)R<sup>b6</sup>, S(O)NR<sup>c6</sup>R<sup>d6</sup>, S(O)<sub>2</sub>R<sup>b6</sup>, NR<sup>c6</sup>S(O)<sub>2</sub>R<sup>b6</sup>, NR<sup>c6</sup>S(O)<sub>2</sub>NR<sup>c6</sup>R<sup>d6</sup>, and S(O)<sub>2</sub>NR<sup>c6</sup>R<sup>d6</sup>, wherein said C<sub>1-6</sub> alkyl, C<sub>3-7</sub> cycloalkyl, 4-7 membered heterocycloalkyl, C<sub>6-10</sub> aryl, and 5-6 membered heteroaryl are optionally substituted by 1, 2, or 3 substituents independently selected from halo, CN, OR<sup>a6</sup>, SR<sup>a6</sup>, C(O)R<sup>b6</sup>, C(O)NR<sup>c6</sup>R<sup>d6</sup>, C(O)OR<sup>a6</sup>, OC(O)R<sup>b6</sup>, OC(O)NR<sup>c6</sup>R<sup>d6</sup>, NR<sup>c6</sup>R<sup>d6</sup>, NR<sup>c6</sup>C(O)R<sup>b6</sup>, NR<sup>c6</sup>C(O)NR<sup>c6</sup>R<sup>d6</sup>, NR<sup>c6</sup>C(O)OR<sup>a6</sup>, C(=NR<sup>e6</sup>)NR<sup>c6</sup>R<sup>d6</sup>, NR<sup>c6</sup>C(=NR<sup>e6</sup>)NR<sup>c6</sup>R<sup>d6</sup>, S(O)R<sup>b6</sup>, S(O)NR<sup>c6</sup>R<sup>d6</sup>, S(O)<sub>2</sub>R<sup>b6</sup>, NR<sup>c6</sup>S(O)<sub>2</sub>R<sup>b6</sup>, NR<sup>c6</sup>S(O)<sub>2</sub>NR<sup>c6</sup>R<sup>d6</sup>, and S(O)<sub>2</sub>NR<sup>c6</sup>R<sup>d6</sup>;

5

10

15

20

or any R<sup>c3</sup> and R<sup>d3</sup> together with the N atom to which they are attached form a 4-, 5-, 6-, or 7-membered heterocycloalkyl group optionally substituted with 1, 2, or 3 substituents independently selected from C<sub>1-6</sub> alkyl, C<sub>3-7</sub> cycloalkyl, 4-7 membered heterocycloalkyl, C<sub>6-10</sub> aryl, 5-6 membered heteroaryl, C<sub>1-6</sub> haloalkyl, halo, CN, OR<sup>a6</sup>, SR<sup>a6</sup>, C(O)R<sup>b6</sup>, C(O)NR<sup>c6</sup>R<sup>d6</sup>, C(O)OR<sup>a6</sup>, OC(O)R<sup>b6</sup>, OC(O)NR<sup>c6</sup>R<sup>d6</sup>, NR<sup>c6</sup>R<sup>d6</sup>, NR<sup>c6</sup>C(O)R<sup>b6</sup>, NR<sup>c6</sup>C(O)NR<sup>c6</sup>R<sup>d6</sup>, NR<sup>c6</sup>C(O)OR<sup>a6</sup>, C(=NR<sup>e6</sup>)NR<sup>c6</sup>R<sup>d6</sup>, NR<sup>c6</sup>C(=NR<sup>e6</sup>)NR<sup>c6</sup>R<sup>d6</sup>, S(O)R<sup>b6</sup>, S(O)NR<sup>c6</sup>R<sup>d6</sup>, S(O)<sub>2</sub>R<sup>b6</sup>, NR<sup>c6</sup>S(O)<sub>2</sub>R<sup>b6</sup>, NR<sup>c6</sup>S(O)<sub>2</sub>NR<sup>c6</sup>R<sup>d6</sup>, and S(O)<sub>2</sub>NR<sup>c6</sup>R<sup>d6</sup>, wherein said C<sub>1-6</sub> alkyl, C<sub>3-7</sub> cycloalkyl, 4-7 membered heterocycloalkyl, C<sub>6-10</sub> aryl, and 5-6 membered heteroaryl are optionally substituted by 1, 2, or 3 substituents independently selected from halo, CN, OR<sup>a6</sup>, SR<sup>a6</sup>, C(O)R<sup>b6</sup>, C(O)NR<sup>c6</sup>R<sup>d6</sup>, C(O)OR<sup>a6</sup>, OC(O)R<sup>b6</sup>, OC(O)NR<sup>c6</sup>R<sup>d6</sup>, NR<sup>c6</sup>R<sup>d6</sup>, NR<sup>c6</sup>C(O)R<sup>b6</sup>, NR<sup>c6</sup>C(O)NR<sup>c6</sup>R<sup>d6</sup>, NR<sup>c6</sup>C(O)OR<sup>a6</sup>, C(=NR<sup>e6</sup>)NR<sup>c6</sup>R<sup>d6</sup>, NR<sup>c6</sup>C(=NR<sup>e6</sup>)NR<sup>c6</sup>R<sup>d6</sup>, S(O)R<sup>b6</sup>, S(O)NR<sup>c6</sup>R<sup>d6</sup>, S(O)<sub>2</sub>R<sup>b6</sup>, NR<sup>c6</sup>S(O)<sub>2</sub>R<sup>b6</sup>, NR<sup>c6</sup>S(O)<sub>2</sub>NR<sup>c6</sup>R<sup>d6</sup>, and S(O)<sub>2</sub>NR<sup>c6</sup>R<sup>d6</sup>;

25

30

or any R<sup>c4</sup> and R<sup>d4</sup> together with the N atom to which they are attached form a 4-, 5-, 6-, or 7-membered heterocycloalkyl group optionally substituted with 1, 2, or 3 substituents independently selected from C<sub>1-6</sub> alkyl, C<sub>3-7</sub> cycloalkyl, 4-7 membered heterocycloalkyl, C<sub>6-10</sub> aryl, 5-6 membered heteroaryl, C<sub>1-6</sub> haloalkyl, halo, CN, OR<sup>a6</sup>, SR<sup>a6</sup>, C(O)R<sup>b6</sup>, C(O)NR<sup>c6</sup>R<sup>d6</sup>, C(O)OR<sup>a6</sup>, OC(O)R<sup>b6</sup>, OC(O)NR<sup>c6</sup>R<sup>d6</sup>, NR<sup>c6</sup>R<sup>d6</sup>, NR<sup>c6</sup>C(O)R<sup>b6</sup>, NR<sup>c6</sup>C(O)NR<sup>c6</sup>R<sup>d6</sup>, NR<sup>c6</sup>C(O)OR<sup>a6</sup>, C(=NR<sup>e6</sup>)NR<sup>c6</sup>R<sup>d6</sup>, NR<sup>c6</sup>C(=NR<sup>e6</sup>)NR<sup>c6</sup>R<sup>d6</sup>, S(O)R<sup>b6</sup>, S(O)NR<sup>c6</sup>R<sup>d6</sup>, S(O)<sub>2</sub>R<sup>b6</sup>, NR<sup>c6</sup>S(O)<sub>2</sub>R<sup>b6</sup>, NR<sup>c6</sup>S(O)<sub>2</sub>NR<sup>c6</sup>R<sup>d6</sup>, and S(O)<sub>2</sub>NR<sup>c6</sup>R<sup>d6</sup>, wherein said C<sub>1-6</sub> alkyl, C<sub>3-7</sub> cycloalkyl, 4-7 membered heterocycloalkyl, C<sub>6-10</sub> aryl, and 5-6 membered heteroaryl are optionally substituted by 1, 2, or 3 substituents independently selected from halo, CN, OR<sup>a6</sup>, SR<sup>a6</sup>, C(O)R<sup>b6</sup>, C(O)NR<sup>c6</sup>R<sup>d6</sup>, C(O)OR<sup>a6</sup>, OC(O)R<sup>b6</sup>, OC(O)NR<sup>c6</sup>R<sup>d6</sup>, NR<sup>c6</sup>R<sup>d6</sup>, NR<sup>c6</sup>C(O)R<sup>b6</sup>, NR<sup>c6</sup>C(O)NR<sup>c6</sup>R<sup>d6</sup>, NR<sup>c6</sup>C(O)OR<sup>a6</sup>, C(=NR<sup>e6</sup>)NR<sup>c6</sup>R<sup>d6</sup>, NR<sup>c6</sup>C(=NR<sup>e6</sup>)NR<sup>c6</sup>R<sup>d6</sup>, S(O)R<sup>b6</sup>, S(O)NR<sup>c6</sup>R<sup>d6</sup>, S(O)<sub>2</sub>R<sup>b6</sup>, NR<sup>c6</sup>S(O)<sub>2</sub>R<sup>b6</sup>, NR<sup>c6</sup>S(O)<sub>2</sub>NR<sup>c6</sup>R<sup>d6</sup>, and S(O)<sub>2</sub>NR<sup>c6</sup>R<sup>d6</sup>;

35

40

or any R<sup>c5</sup> and R<sup>d5</sup> together with the N atom to which they are attached form a 4-, 5-, 6-, or 7-membered heterocycloalkyl group optionally substituted with 1, 2, or 3 substituents independently selected from C<sub>1-6</sub> alkyl, C<sub>3-7</sub> cycloalkyl, 4-7 membered heterocycloalkyl, C<sub>6-10</sub> aryl, 5-6 membered heteroaryl, C<sub>1-6</sub> haloalkyl, halo, CN, OR<sup>a6</sup>, SR<sup>a6</sup>, C(O)R<sup>b6</sup>, C(O)NR<sup>c6</sup>R<sup>d6</sup>, C(O)OR<sup>a6</sup>, OC(O)R<sup>b6</sup>, OC(O)NR<sup>c6</sup>R<sup>d6</sup>, NR<sup>c6</sup>R<sup>d6</sup>, NR<sup>c6</sup>C(O)R<sup>b6</sup>, NR<sup>c6</sup>C(O)NR<sup>c6</sup>R<sup>d6</sup>, NR<sup>c6</sup>C(O)OR<sup>a6</sup>, C(=NR<sup>e6</sup>)NR<sup>c6</sup>R<sup>d6</sup>, NR<sup>c6</sup>C(=NR<sup>e6</sup>)NR<sup>c6</sup>R<sup>d6</sup>, S(O)R<sup>b6</sup>, S(O)NR<sup>c6</sup>R<sup>d6</sup>, S(O)<sub>2</sub>R<sup>b6</sup>, NR<sup>c6</sup>S(O)<sub>2</sub>R<sup>b6</sup>, NR<sup>c6</sup>S(O)<sub>2</sub>NR<sup>c6</sup>R<sup>d6</sup>, and S(O)<sub>2</sub>NR<sup>c6</sup>R<sup>d6</sup>, wherein said C<sub>1-6</sub> alkyl, C<sub>3-7</sub> cycloalkyl, 4-7 membered heterocycloalkyl, C<sub>6-10</sub> aryl, and 5-6 membered heteroaryl are optionally substituted by 1, 2,



or 3 substituents independently selected from halo, CN, OR<sup>a6</sup>, SR<sup>a6</sup>, C(O)R<sup>b6</sup>, C(O)NR<sup>c6</sup>R<sup>d6</sup>, C(O)OR<sup>a6</sup>, OC(O)R<sup>b6</sup>, OC(O)NR<sup>c6</sup>R<sup>d6</sup>, NR<sup>c6</sup>R<sup>d6</sup>, NR<sup>c6</sup>C(O)R<sup>b6</sup>, NR<sup>c6</sup>C(O)NR<sup>c6</sup>R<sup>d6</sup>, NR<sup>c6</sup>C(O)OR<sup>a6</sup>, C(=NR<sup>e6</sup>)NR<sup>c6</sup>R<sup>d6</sup>, NR<sup>c6</sup>C(=NR<sup>e6</sup>)NR<sup>c6</sup>R<sup>d6</sup>, S(O)R<sup>b6</sup>, S(O)NR<sup>c6</sup>R<sup>d6</sup>, S(O)<sub>2</sub>R<sup>b6</sup>, NR<sup>c6</sup>S(O)<sub>2</sub>R<sup>b6</sup>, NR<sup>c6</sup>S(O)<sub>2</sub>NR<sup>c6</sup>R<sup>d6</sup>, and S(O)<sub>2</sub>NR<sup>c6</sup>R<sup>d6</sup>;

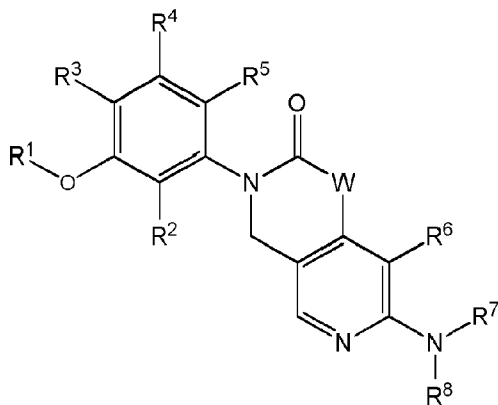
5 each R<sup>e</sup>, R<sup>e2</sup>, R<sup>e3</sup>, R<sup>e4</sup>, and R<sup>e5</sup> is independently selected from H, C<sub>1-4</sub> alkyl, CN, OR<sup>a6</sup>, SR<sup>b6</sup>, S(O)<sub>2</sub>R<sup>b6</sup>, C(O)R<sup>b6</sup>, S(O)<sub>2</sub>NR<sup>c6</sup>R<sup>d6</sup>, and C(O)NR<sup>c6</sup>R<sup>d6</sup>;

10 each R<sup>a6</sup>, R<sup>b6</sup>, R<sup>c6</sup>, and R<sup>d6</sup> is independently selected from H, C<sub>1-4</sub> alkyl, C<sub>1-4</sub> haloalkyl, C<sub>2-4</sub> alkenyl, and C<sub>2-4</sub> alkynyl, wherein said C<sub>1-4</sub> alkyl, C<sub>2-4</sub> alkenyl, and C<sub>2-4</sub> alkynyl are optionally substituted with 1, 2, or 3 substituents independently selected from OH, CN, amino, halo, C<sub>1-4</sub> alkyl, C<sub>1-4</sub>alkoxy, C<sub>1-4</sub>alkylthio, C<sub>1-4</sub>alkylamino, di(C<sub>1-4</sub> alkyl)amino, C<sub>1-4</sub> haloalkyl, and C<sub>1-4</sub> haloalkoxy;

15 or any R<sup>c6</sup> and R<sup>d6</sup> together with the N atom to which they are attached form a 4-, 5-, 6-, or 7-membered heterocycloalkyl group optionally substituted with 1, 2, or 3 substituents independently selected from OH, CN, amino, halo, C<sub>1-6</sub> alkyl, C<sub>1-4</sub> alkoxy, C<sub>1-4</sub> alkylthio, C<sub>1-4</sub> alkylamino, di(C<sub>1-4</sub> alkyl)amino, C<sub>1-4</sub> haloalkyl, and C<sub>1-4</sub> haloalkoxy; and

each R<sup>e6</sup> is independently selected from H, C<sub>1-4</sub> alkyl, and CN.

Also described are inhibitors of FGFR having Formula I:



20

I

or a pharmaceutically acceptable salt thereof, wherein:

W is NR<sup>9</sup>, O, or CR<sup>10</sup>R<sup>11</sup>;

R<sup>1</sup> is C<sub>1-6</sub> alkyl, C<sub>1-6</sub> haloalkyl, or C<sub>3-7</sub> cycloalkyl;

25 R<sup>2</sup>, R<sup>3</sup>, and R<sup>5</sup> are each independently selected from H, halo, C<sub>1-6</sub> alkyl, C<sub>2-6</sub> alkenyl, C<sub>2-6</sub> alkynyl, C<sub>1-6</sub> haloalkyl, cyclopropyl, CN, OR<sup>a</sup>, SR<sup>a</sup>, C(O)R<sup>b</sup>, C(O)NR<sup>c</sup>R<sup>d</sup>, C(O)OR<sup>a</sup>, OC(O)R<sup>b</sup>, OC(O)NR<sup>c</sup>R<sup>d</sup>, NR<sup>c</sup>R<sup>d</sup>, NR<sup>c</sup>C(O)R<sup>b</sup>, NR<sup>c</sup>C(O)OR<sup>a</sup>, NR<sup>c</sup>C(O)NR<sup>c</sup>R<sup>d</sup>, C(=NR<sup>e</sup>)R<sup>b</sup>, C(=NR<sup>e</sup>)N<sup>c</sup>C<sup>d</sup>,

$\text{NR}^c\text{C}(=\text{NR}^e)\text{NR}^c\text{R}^d$ ,  $\text{NR}^c\text{S}(\text{O})\text{R}^b$ ,  $\text{NR}^c\text{S}(\text{O})_2\text{R}^b$ ,  $\text{NR}^c\text{S}(\text{O})_2\text{NR}^c\text{R}^d$ ,  $\text{S}(\text{O})\text{R}^b$ ,  $\text{S}(\text{O})\text{NR}^c\text{R}^d$ ,  $\text{S}(\text{O})_2\text{R}^b$ , and  $\text{S}(\text{O})_2\text{NR}^c\text{R}^d$ ;

$\text{R}^4$  is H, halo,  $\text{C}_{1-6}$  alkyl,  $\text{C}_{2-6}$  alkenyl,  $\text{C}_{2-6}$  alkynyl,  $\text{C}_{1-6}$  haloalkyl,  $\text{C}_{3-7}$  cycloalkyl, 4-7  
 5 membered heterocycloalkyl, CN,  $\text{OR}^{a1}$ ,  $\text{SR}^{a1}$ ,  $\text{C}(\text{O})\text{R}^{b1}$ ,  $\text{C}(\text{O})\text{NR}^{c1}\text{R}^{d1}$ ,  $\text{C}(\text{O})\text{OR}^{a1}$ ,  $\text{OC}(\text{O})\text{R}^{b1}$ ,  
 $\text{OC}(\text{O})\text{NR}^{c1}\text{R}^{d1}$ ,  $\text{NR}^{c1}\text{R}^{d1}$ ,  $\text{NR}^{c1}\text{C}(\text{O})\text{R}^{b1}$ ,  $\text{NR}^{c1}\text{C}(\text{O})\text{OR}^{a1}$ ,  $\text{NR}^{c1}\text{C}(\text{O})\text{NR}^{c1}\text{R}^{d1}$ ,  $\text{C}(=\text{NR}^{e1})\text{R}^{b1}$ ,  
 $\text{C}(=\text{NR}^{e1})\text{NR}^{c1}\text{R}^{d1}$ ,  $\text{NR}^{c1}\text{C}(=\text{NR}^{e1})\text{NR}^{c1}\text{R}^{d1}$ ,  $\text{NR}^{c1}\text{S}(\text{O})\text{R}^{b1}$ ,  $\text{NR}^{c1}\text{S}(\text{O})_2\text{R}^{b1}$ ,  $\text{NR}^{c1}\text{S}(\text{O})_2\text{NR}^{c1}\text{R}^{d1}$ ,  
 $\text{S}(\text{O})\text{R}^{b1}$ ,  $\text{S}(\text{O})\text{NR}^{c1}\text{R}^{d1}$ ,  $\text{S}(\text{O})_2\text{R}^{b1}$ , and  $\text{S}(\text{O})_2\text{NR}^{c1}\text{R}^{d1}$ ; wherein said  $\text{C}_{1-6}$  alkyl,  $\text{C}_{2-6}$  alkenyl,  $\text{C}_{2-6}$   
 10 alkynyl,  $\text{C}_{3-7}$  cycloalkyl, and 4-7 membered heterocycloalkyl are each optionally substituted  
 with 1, 2, or 3 substituents independently selected from halo,  $\text{C}_{1-6}$  alkyl,  $\text{C}_{2-6}$  alkenyl,  $\text{C}_{2-6}$   
 10 alkynyl,  $\text{C}_{1-6}$  haloalkyl, CN,  $\text{NO}_2$ ,  $\text{OR}^{a1}$ ,  $\text{SR}^{a1}$ ,  $\text{C}(\text{O})\text{R}^{b1}$ ,  $\text{C}(\text{O})\text{NR}^{c1}\text{R}^{d1}$ ,  $\text{C}(\text{O})\text{OR}^{a1}$ ,  $\text{OC}(\text{O})\text{R}^{b1}$ ,  
 $\text{OC}(\text{O})\text{NR}^{c1}\text{R}^{d1}$ ,  $\text{C}(=\text{NR}^{e1})\text{NR}^{c1}\text{R}^{d1}$ ,  $\text{NR}^{c1}\text{C}(=\text{NR}^{e1})\text{NR}^{c1}\text{R}^{d1}$ ,  $\text{NR}^{c1}\text{R}^{d1}$ ,  $\text{NR}^{c1}\text{C}(\text{O})\text{R}^{b1}$ ,  $\text{NR}^{c1}\text{C}(\text{O})\text{OR}^{a1}$ ,  
 $\text{NR}^{c1}\text{C}(\text{O})\text{NR}^{c1}\text{R}^{d1}$ ,  $\text{NR}^{c1}\text{S}(\text{O})\text{R}^{b1}$ ,  $\text{NR}^{c1}\text{S}(\text{O})_2\text{R}^{b1}$ ,  $\text{NR}^{c1}\text{S}(\text{O})_2\text{NR}^{c1}\text{R}^{d1}$ ,  $\text{S}(\text{O})\text{R}^{b1}$ ,  $\text{S}(\text{O})\text{NR}^{c1}\text{R}^{d1}$ ,  
 $\text{S}(\text{O})_2\text{R}^{b1}$ , and  $\text{S}(\text{O})_2\text{NR}^{c1}\text{R}^{d1}$ ;

$\text{R}^6$  is H, halo,  $\text{C}_{1-6}$  alkyl,  $\text{C}_{2-6}$  alkenyl,  $\text{C}_{2-6}$  alkynyl,  $\text{C}_{1-6}$  haloalkyl,  $\text{C}_{6-10}$  aryl,  $\text{C}_{3-10}$  cycloalkyl, 5-  
 15 10 membered heteroaryl, 4-10 membered heterocycloalkyl, CN,  $\text{NO}_2$ ,  $\text{OR}^{a2}$ ,  $\text{SR}^{a2}$ ,  $\text{C}(\text{O})\text{R}^{b2}$ ,  
 $\text{C}(\text{O})\text{NR}^{c2}\text{R}^{d2}$ ,  $\text{C}(\text{O})\text{OR}^{a2}$ ,  $\text{OC}(\text{O})\text{R}^{b2}$ ,  $\text{OC}(\text{O})\text{NR}^{c2}\text{R}^{d2}$ ,  $\text{NR}^{c2}\text{R}^{d2}$ ,  $\text{NR}^{c2}\text{C}(\text{O})\text{R}^{b2}$ ,  $\text{NR}^{c2}\text{C}(\text{O})\text{OR}^{a2}$ ,  
 $\text{NR}^{c2}\text{C}(\text{O})\text{NR}^{c2}\text{R}^{d2}$ ,  $\text{C}(=\text{NR}^{e2})\text{R}^{b2}$ ,  $\text{C}(=\text{NR}^{e2})\text{NR}^{c2}\text{R}^{d2}$ ,  $\text{NR}^{c2}\text{C}(=\text{NR}^{e2})\text{NR}^{c2}\text{R}^{d2}$ ,  $\text{NR}^{c2}\text{S}(\text{O})\text{R}^{b2}$ ,  
 $\text{NR}^{c2}\text{S}(\text{O})_2\text{R}^{b2}$ ,  $\text{NR}^{c2}\text{S}(\text{O})_2\text{NR}^{c2}\text{R}^{d2}$ ,  $\text{S}(\text{O})\text{R}^{b2}$ ,  $\text{S}(\text{O})\text{NR}^{c2}\text{R}^{d2}$ ,  $\text{S}(\text{O})_2\text{R}^{b2}$ , or  $\text{S}(\text{O})_2\text{NR}^{c2}\text{R}^{d2}$ ; wherein  
 20 said  $\text{C}_{1-6}$  alkyl,  $\text{C}_{2-6}$  alkenyl,  $\text{C}_{2-6}$  alkynyl,  $\text{C}_{6-10}$  aryl,  $\text{C}_{3-10}$  cycloalkyl, 5-10 membered  
 heteroaryl, and 4-10 membered heterocycloalkyl are each optionally substituted with 1, 2, 3,  
 4, or 5 substituents independently selected from  $\text{R}^{6a}$ ;

wherein  $\text{R}^6$  is other than H when W is  $\text{NR}^9$ ;

each  $\text{R}^{6a}$  is independently selected from  $\text{Cy}^1$ , halo,  $\text{C}_{1-6}$  alkyl,  $\text{C}_{2-6}$  alkenyl,  $\text{C}_{2-6}$  alkynyl,  $\text{C}_{1-6}$   
 25 haloalkyl, CN,  $\text{NO}_2$ ,  $\text{OR}^{a2}$ ,  $\text{SR}^{a2}$ ,  $\text{C}(\text{O})\text{R}^{b2}$ ,  $\text{C}(\text{O})\text{NR}^{c2}\text{R}^{d2}$ ,  $\text{C}(\text{O})\text{OR}^{a2}$ ,  $\text{OC}(\text{O})\text{R}^{b2}$ ,  $\text{OC}(\text{O})\text{NR}^{c2}\text{R}^{d2}$ ,  
 $\text{C}(=\text{NR}^{e2})\text{NR}^{c2}\text{R}^{d2}$ ,  $\text{NR}^{c2}\text{C}(=\text{NR}^{e2})\text{NR}^{c2}\text{R}^{d2}$ ,  $\text{NR}^{c2}\text{R}^{d2}$ ,  $\text{NR}^{c2}\text{C}(\text{O})\text{R}^{b2}$ ,  $\text{NR}^{c2}\text{C}(\text{O})\text{OR}^{a2}$ ,  
 $\text{NR}^{c2}\text{C}(\text{O})\text{NR}^{c2}\text{R}^{d2}$ ,  $\text{NR}^{c2}\text{S}(\text{O})\text{R}^{b2}$ ,  $\text{NR}^{c2}\text{S}(\text{O})_2\text{R}^{b2}$ ,  $\text{NR}^{c2}\text{S}(\text{O})_2\text{NR}^{c2}\text{R}^{d2}$ ,  $\text{S}(\text{O})\text{R}^{b2}$ ,  $\text{S}(\text{O})\text{NR}^{c2}\text{R}^{d2}$ ,  
 $\text{S}(\text{O})_2\text{R}^{b2}$ , and  $\text{S}(\text{O})_2\text{NR}^{c2}\text{R}^{d2}$ , wherein said  $\text{C}_{1-6}$  alkyl,  $\text{C}_{2-6}$  alkenyl, and  $\text{C}_{2-6}$  alkynyl are each  
 30 optionally substituted with 1, 2, or 3 substituents independently selected from  $\text{Cy}^1$ , halo, CN,  
 $\text{NO}_2$ ,  $\text{OR}^{a2}$ ,  $\text{SR}^{a2}$ ,  $\text{C}(\text{O})\text{R}^{b2}$ ,  $\text{C}(\text{O})\text{NR}^{c2}\text{R}^{d2}$ ,  $\text{C}(\text{O})\text{OR}^{a2}$ ,  $\text{OC}(\text{O})\text{R}^{b2}$ ,  $\text{OC}(\text{O})\text{NR}^{c2}\text{R}^{d2}$ ,  $\text{C}(=\text{NR}^{e2})\text{NR}^{c2}\text{R}^{d2}$ ,  
 $\text{NR}^{c2}\text{C}(=\text{NR}^{e2})\text{NR}^{c2}\text{R}^{d2}$ ,  $\text{NR}^{c2}\text{R}^{d2}$ ,  $\text{NR}^{c2}\text{C}(\text{O})\text{R}^{b2}$ ,  $\text{NR}^{c2}\text{C}(\text{O})\text{OR}^{a2}$ ,  $\text{NR}^{c2}\text{C}(\text{O})\text{NR}^{c2}\text{R}^{d2}$ ,  $\text{NR}^{c2}\text{S}(\text{O})\text{R}^{b2}$ ,  
 $\text{NR}^{c2}\text{S}(\text{O})_2\text{R}^{b2}$ ,  $\text{NR}^{c2}\text{S}(\text{O})_2\text{NR}^{c2}\text{R}^{d2}$ ,  $\text{S}(\text{O})\text{R}^{b2}$ ,  $\text{S}(\text{O})\text{NR}^{c2}\text{R}^{d2}$ ,  $\text{S}(\text{O})_2\text{R}^{b2}$ , and  $\text{S}(\text{O})_2\text{NR}^{c2}\text{R}^{d2}$ ;

$\text{R}^7$  and  $\text{R}^8$  are each independently selected from H,  $\text{C}_{1-6}$  alkyl,  $\text{C}_{2-6}$  alkenyl,  $\text{C}_{2-6}$  alkynyl, -  
 $\text{C}(\text{O})\text{R}^A$ ,  $\text{S}(\text{O})\text{R}^A$ ,  $\text{S}(\text{O})_2\text{R}^A$ ,  $\text{C}_{6-10}$  aryl,  $\text{C}_{3-10}$  cycloalkyl, 5-10 membered heteroaryl, 4-10  
 35 membered heterocycloalkyl,  $\text{C}_{6-10}$  aryl- $\text{C}_{1-4}$  alkyl,  $\text{C}_{3-10}$  cycloalkyl- $\text{C}_{1-4}$  alkyl, (5-10 membered  
 heteroaryl)- $\text{C}_{1-4}$  alkyl, or (4-10 membered heterocycloalkyl)- $\text{C}_{1-4}$  alkyl, wherein said  $\text{C}_{1-6}$  alkyl,  
 $\text{C}_{2-6}$  alkenyl,  $\text{C}_{2-6}$  alkynyl,  $\text{C}_{6-10}$  aryl,  $\text{C}_{3-10}$  cycloalkyl, 5-10 membered heteroaryl, 4-10  
 membered heterocycloalkyl,  $\text{C}_{6-10}$  aryl- $\text{C}_{1-4}$  alkyl,  $\text{C}_{3-10}$  cycloalkyl- $\text{C}_{1-4}$  alkyl, (5-10 membered  
 heteroaryl)- $\text{C}_{1-4}$  alkyl, and (4-10 membered heterocycloalkyl)- $\text{C}_{1-4}$  alkyl are each optionally  
 substituted with 1, 2, 3, 4, or 5 substituents independently selected from  $\text{R}^{7a}$ ;

- each  $R^{7a}$  is independently selected from  $Cy^2$ , halo,  $C_{1-6}$  alkyl,  $C_{2-6}$  alkenyl,  $C_{2-6}$  alkynyl,  $C_{1-6}$  haloalkyl, CN,  $NO_2$ ,  $OR^{a3}$ ,  $SR^{a3}$ ,  $C(O)R^{b3}$ ,  $C(O)NR^{c3}R^{d3}$ ,  $C(O)OR^{a3}$ ,  $OC(O)R^{b3}$ ,  $OC(O)NR^{c3}R^{d3}$ ,  $C(=NR^{e3})NR^{c3}R^{d3}$ ,  $NR^{c3}C(=NR^{e3})NR^{c3}R^{d3}$ ,  $NR^{c3}R^{d3}$ ,  $NR^{c3}C(O)R^{b3}$ ,  $NR^{c3}C(O)OR^{a3}$ ,  $NR^{c3}C(O)NR^{c3}R^{d3}$ ,  $NR^{c3}S(O)R^{b3}$ ,  $NR^{c3}S(O)_2R^{b3}$ ,  $NR^{c3}S(O)_2NR^{c3}R^{d3}$ ,  $S(O)R^{b3}$ ,  $S(O)NR^{c3}R^{d3}$ ,  $S(O)_2R^{b3}$ , and  $S(O)_2NR^{c3}R^{d3}$ , wherein said  $C_{1-6}$  alkyl,  $C_{2-6}$  alkenyl, and  $C_{2-6}$  alkynyl are each optionally substituted with 1, 2, or 3 substituents independently selected from  $Cy^2$ , halo, CN,  $NO_2$ ,  $OR^{a3}$ ,  $SR^{a3}$ ,  $C(O)R^{b3}$ ,  $C(O)NR^{c3}R^{d3}$ ,  $C(O)OR^{a3}$ ,  $OC(O)R^{b3}$ ,  $OC(O)NR^{c3}R^{d3}$ ,  $C(=NR^{e3})NR^{c3}R^{d3}$ ,  $NR^{c3}C(=NR^{e3})NR^{c3}R^{d3}$ ,  $NR^{c3}R^{d3}$ ,  $NR^{c3}C(O)R^{b3}$ ,  $NR^{c3}C(O)OR^{a3}$ ,  $NR^{c3}C(O)NR^{c3}R^{d3}$ ,  $NR^{c3}S(O)R^{b3}$ ,  $NR^{c3}S(O)_2R^{b3}$ ,  $NR^{c3}S(O)_2NR^{c3}R^{d3}$ ,  $S(O)R^{b3}$ ,  $S(O)NR^{c3}R^{d3}$ ,  $S(O)_2R^{b3}$ , and  $S(O)_2NR^{c3}R^{d3}$ ;
- $R^9$  is H,  $C_{1-6}$  alkyl,  $C_{2-6}$  alkenyl,  $C_{2-6}$  alkynyl,  $C_{6-10}$  aryl,  $C_{3-10}$  cycloalkyl, 5-10 membered heteroaryl, 4-10 membered heterocycloalkyl,  $C_{6-10}$  aryl- $C_{1-4}$  alkyl,  $C_{3-10}$  cycloalkyl- $C_{1-4}$  alkyl, (5-10 membered heteroaryl)- $C_{1-4}$  alkyl, or (4-10 membered heterocycloalkyl)- $C_{1-4}$  alkyl, wherein said  $C_{1-6}$  alkyl,  $C_{2-6}$  alkenyl,  $C_{2-6}$  alkynyl,  $C_{6-10}$  aryl,  $C_{3-10}$  cycloalkyl, 5-10 membered heteroaryl, 4-10 membered heterocycloalkyl,  $C_{6-10}$  aryl- $C_{1-4}$  alkyl,  $C_{3-10}$  cycloalkyl- $C_{1-4}$  alkyl, (5-10 membered heteroaryl)- $C_{1-4}$  alkyl, and (4-10 membered heterocycloalkyl)- $C_{1-4}$  alkyl are each optionally substituted with 1, 2, 3, 4, or 5 substituents independently selected from  $R^{9a}$ ;

- each  $R^{9a}$  is independently selected from  $Cy^3$ , halo,  $C_{1-6}$  alkyl,  $C_{2-6}$  alkenyl,  $C_{2-6}$  alkynyl,  $C_{1-6}$  haloalkyl, CN,  $NO_2$ ,  $OR^{a4}$ ,  $SR^{a4}$ ,  $C(O)R^{b4}$ ,  $C(O)NR^{c4}R^{d4}$ ,  $C(O)OR^{a4}$ ,  $OC(O)R^{b4}$ ,  $OC(O)NR^{c4}R^{d4}$ ,  $C(=NR^{e4})NR^{c4}R^{d4}$ ,  $NR^{c4}C(=NR^{e4})NR^{c4}R^{d4}$ ,  $NR^{c4}R^{d4}$ ,  $NR^{c4}C(O)R^{b4}$ ,  $NR^{c4}C(O)OR^{a4}$ ,  $NR^{c4}C(O)NR^{c4}R^{d4}$ ,  $NR^{c4}S(O)R^{b4}$ ,  $NR^{c4}S(O)_2R^{b4}$ ,  $NR^{c4}S(O)_2NR^{c4}R^{d4}$ ,  $S(O)R^{b4}$ ,  $S(O)NR^{c4}R^{d4}$ ,  $S(O)_2R^{b4}$ , and  $S(O)_2NR^{c4}R^{d4}$ , wherein said  $C_{1-6}$  alkyl,  $C_{2-6}$  alkenyl, and  $C_{2-6}$  alkynyl are each optionally substituted with 1, 2, or 3 substituents independently selected from  $Cy^3$ , halo, CN,  $NO_2$ ,  $OR^{a4}$ ,  $SR^{a4}$ ,  $C(O)R^{b4}$ ,  $C(O)NR^{c4}R^{d4}$ ,  $C(O)OR^{a4}$ ,  $OC(O)R^{b4}$ ,  $OC(O)NR^{c4}R^{d4}$ ,  $C(=NR^{e4})NR^{c4}R^{d4}$ ,  $NR^{c4}C(=NR^{e4})NR^{c4}R^{d4}$ ,  $NR^{c4}R^{d4}$ ,  $NR^{c4}C(O)R^{b4}$ ,  $NR^{c4}C(O)OR^{a4}$ ,  $NR^{c4}C(O)NR^{c4}R^{d4}$ ,  $NR^{c4}S(O)R^{b4}$ ,  $NR^{c4}S(O)_2R^{b4}$ ,  $NR^{c4}S(O)_2NR^{c4}R^{d4}$ ,  $S(O)R^{b4}$ ,  $S(O)NR^{c4}R^{d4}$ ,  $S(O)_2R^{b4}$ , and  $S(O)_2NR^{c4}R^{d4}$ ;

- $R^{10}$  and  $R^{11}$  are each independently selected from H,  $C_{1-6}$  alkyl,  $C_{2-6}$  alkenyl,  $C_{2-6}$  alkynyl,  $C_{1-6}$  haloalkyl,  $C_{6-10}$  aryl,  $C_{3-10}$  cycloalkyl, 5-10 membered heteroaryl, 4-10 membered heterocycloalkyl, CN,  $NO_2$ ,  $OR^{a4}$ ,  $SR^{a4}$ ,  $C(O)R^{b4}$ ,  $C(O)NR^{c4}R^{d4}$ ,  $C(O)OR^{a4}$ ,  $OC(O)R^{b4}$ ,  $OC(O)NR^{c4}R^{d4}$ ,  $NR^{c4}R^{d4}$ ,  $NR^{c4}C(O)R^{b4}$ ,  $NR^{c4}C(O)OR^{a4}$ ,  $NR^{c4}C(O)NR^{c4}R^{d4}$ ,  $C(=NR^{e4})R^{b4}$ ,  $C(=NR^{e4})NR^{c4}R^{d4}$ ,  $NR^{c4}C(=NR^{e4})NR^{c4}R^{d4}$ ,  $NR^{c4}S(O)R^{b4}$ ,  $NR^{c4}S(O)_2R^{b4}$ ,  $NR^{c4}S(O)_2NR^{c4}R^{d4}$ ,  $S(O)R^{b4}$ ,  $S(O)NR^{c4}R^{d4}$ ,  $S(O)_2R^{b4}$ , and  $S(O)_2NR^{c4}R^{d4}$ ; wherein said  $C_{1-6}$  alkyl,  $C_{2-6}$  alkenyl,  $C_{2-6}$  alkynyl,  $C_{6-10}$  aryl,  $C_{3-10}$  cycloalkyl, 5-10 membered heteroaryl, and 4-10 membered heterocycloalkyl are each optionally substituted with 1, 2, 3, 4, or 5 substituents independently selected from  $R^{10a}$ ;

- each  $R^{10a}$  is independently selected from  $Cy^3$ , halo,  $C_{1-6}$  alkyl,  $C_{2-6}$  alkenyl,  $C_{2-6}$  alkynyl,  $C_{1-6}$  haloalkyl, CN,  $NO_2$ ,  $OR^{a4}$ ,  $SR^{a4}$ ,  $C(O)R^{b4}$ ,  $C(O)NR^{c4}R^{d4}$ ,  $C(O)OR^{a4}$ ,  $OC(O)R^{b4}$ ,  $OC(O)NR^{c4}R^{d4}$ ,  $C(=NR^{e4})NR^{c4}R^{d4}$ ,  $NR^{c4}C(=NR^{e4})NR^{c4}R^{d4}$ ,  $NR^{c4}R^{d4}$ ,  $NR^{c4}C(O)R^{b4}$ ,  $NR^{c4}C(O)OR^{a4}$ ,  $NR^{c4}C(O)NR^{c4}R^{d4}$ ,  $NR^{c4}S(O)R^{b4}$ ,  $NR^{c4}S(O)_2R^{b4}$ ,  $NR^{c4}S(O)_2NR^{c4}R^{d4}$ ,  $S(O)R^{b4}$ ,  $S(O)NR^{c4}R^{d4}$ ,  $S(O)_2R^{b4}$ , and  $S(O)_2NR^{c4}R^{d4}$ , wherein said  $C_{1-6}$  alkyl,  $C_{2-6}$  alkenyl, and  $C_{2-6}$  alkynyl are each optionally substituted with 1, 2, or 3 substituents independently selected from  $Cy^2$ , halo, CN,

NO<sub>2</sub>, OR<sup>a4</sup>, SR<sup>a4</sup>, C(O)R<sup>b4</sup>, C(O)NR<sup>c4</sup>R<sup>d4</sup>, C(O)OR<sup>a4</sup>, OC(O)R<sup>b4</sup>, OC(O)NR<sup>c4</sup>R<sup>d4</sup>, C(=NR<sup>e4</sup>)NR<sup>c4</sup>R<sup>d4</sup>, NR<sup>c4</sup>C(=NR<sup>e4</sup>)NR<sup>c4</sup>R<sup>d4</sup>, NR<sup>c4</sup>R<sup>d4</sup>, NR<sup>c4</sup>C(O)R<sup>b4</sup>, NR<sup>c4</sup>C(O)OR<sup>a4</sup>, NR<sup>c4</sup>C(O)NR<sup>c4</sup>R<sup>d4</sup>, NR<sup>c4</sup>S(O)R<sup>b4</sup>, NR<sup>c4</sup>S(O)<sub>2</sub>R<sup>b4</sup>, NR<sup>c4</sup>S(O)<sub>2</sub>NR<sup>c4</sup>R<sup>d4</sup>, S(O)R<sup>b4</sup>, S(O)NR<sup>c4</sup>R<sup>d4</sup>, S(O)<sub>2</sub>R<sup>b4</sup>, and S(O)<sub>2</sub>NR<sup>c4</sup>R<sup>d4</sup>;

5 or R<sup>10</sup> and R<sup>11</sup> together with the carbon atom to which they are attached form a 3-, 4-, 5-, 6-, or 7-membered cycloalkyl group or a 4-, 5-, 6-, or 7-membered heterocycloalkyl group, each optionally substituted with 1, 2, or 3 substituents independently selected from Cy<sup>3</sup>, C<sub>1-6</sub> alkyl, C<sub>1-6</sub>haloalkyl, halo, CN, OR<sup>a4</sup>, SR<sup>a4</sup>, C(O)R<sup>b4</sup>, C(O)NR<sup>c4</sup>R<sup>d4</sup>, C(O)OR<sup>a4</sup>, OC(O)R<sup>b4</sup>, OC(O)NR<sup>c4</sup>R<sup>d4</sup>, NR<sup>c4</sup>R<sup>d4</sup>, NR<sup>c4</sup>C(O)R<sup>b4</sup>, NR<sup>c4</sup>C(O)NR<sup>c4</sup>R<sup>d4</sup>, NR<sup>c4</sup>C(O)OR<sup>a4</sup>, C(=NR<sup>e4</sup>)NR<sup>c4</sup>R<sup>d4</sup>, NR<sup>c4</sup>C(=NR<sup>e4</sup>)NR<sup>c4</sup>R<sup>d4</sup>, S(O)R<sup>b4</sup>, S(O)NR<sup>c4</sup>R<sup>d4</sup>, S(O)<sub>2</sub>R<sup>b4</sup>, NR<sup>c4</sup>S(O)<sub>2</sub>R<sup>b4</sup>, NR<sup>c4</sup>S(O)<sub>2</sub>NR<sup>c4</sup>R<sup>d4</sup>, and S(O)<sub>2</sub>NR<sup>c4</sup>R<sup>d4</sup>, wherein said C<sub>1-6</sub> alkyl is optionally substituted by 1, 2, or 3 substituents independently selected from Cy<sup>3</sup>, halo, CN, OR<sup>a4</sup>, SR<sup>a4</sup>, C(O)R<sup>b4</sup>, C(O)NR<sup>c4</sup>R<sup>d4</sup>, C(O)OR<sup>a4</sup>, OC(O)R<sup>b4</sup>, OC(O)NR<sup>c4</sup>R<sup>d4</sup>, NR<sup>c4</sup>R<sup>d4</sup>, NR<sup>c4</sup>C(O)R<sup>b4</sup>, NR<sup>c4</sup>C(O)NR<sup>c4</sup>R<sup>d4</sup>, NR<sup>c4</sup>C(O)OR<sup>a4</sup>, C(=NR<sup>e4</sup>)NR<sup>c4</sup>R<sup>d4</sup>, NR<sup>c4</sup>C(=NR<sup>e4</sup>)NR<sup>c4</sup>R<sup>d4</sup>, S(O)R<sup>b4</sup>, S(O)NR<sup>c4</sup>R<sup>d4</sup>, S(O)<sub>2</sub>R<sup>b4</sup>, NR<sup>c4</sup>S(O)<sub>2</sub>R<sup>b4</sup>, NR<sup>c4</sup>S(O)<sub>2</sub>NR<sup>c4</sup>R<sup>d4</sup>, and S(O)<sub>2</sub>NR<sup>c4</sup>R<sup>d4</sup>;

15 each R<sup>A</sup> is independently selected from H, C<sub>1-6</sub> alkyl, C<sub>6-10</sub>aryl, C<sub>3-10</sub> cycloalkyl, 5-10 membered heteroaryl, 4-10 membered heterocycloalkyl, C<sub>6-10</sub> aryl-C<sub>1-4</sub> alkyl, C<sub>3-10</sub> cycloalkyl-C<sub>1-4</sub>alkyl, (5-10 membered heteroaryl)-C<sub>1-4</sub>alkyl, and (4-10 membered heterocycloalkyl)-C<sub>1-4</sub> alkyl, wherein said C<sub>1-6</sub> alkyl, C<sub>6-10</sub>aryl, C<sub>3-10</sub>cycloalkyl, 5-10 membered heteroaryl, 4-10 membered heterocycloalkyl, C<sub>6-10</sub> aryl-C<sub>1-4</sub> alkyl, C<sub>3-10</sub> cycloalkyl-C<sub>1-4</sub> alkyl, (5-10 membered heteroaryl)-C<sub>1-4</sub> alkyl, and (4-10 membered heterocycloalkyl)-C<sub>1-4</sub> alkyl are each optionally substituted with 1, 2, or 3 substituents independently selected from R<sup>7a</sup>;

25 Cy<sup>1</sup> Cy<sup>2</sup>, and Cy<sup>3</sup> are each independently selected from C<sub>6-10</sub>aryl, C<sub>3-10</sub>cycloalkyl, 5-10 membered heteroaryl, and 4-10 membered heterocycloalkyl, each of which is optionally substituted by 1, 2, 3, 4, or 5 substituents independently selected from halo, C<sub>1-6</sub> alkyl, C<sub>2-6</sub> alkenyl, C<sub>2-6</sub> alkynyl, C<sub>1-6</sub> haloalkyl, C<sub>6-10</sub>aryl, C<sub>3-10</sub> cycloalkyl, 5-10 membered heteroaryl, 3-10 membered heterocycloalkyl, CN, NO<sub>2</sub>, OR<sup>a5</sup>, SR<sup>a5</sup>, C(O)R<sup>b5</sup>, C(O)NR<sup>c5</sup>R<sup>d5</sup>, C(O)OR<sup>a5</sup>, OC(O)R<sup>b5</sup>, OC(O)NR<sup>c5</sup>R<sup>d5</sup>, NR<sup>c5</sup>R<sup>d5</sup>, NR<sup>c5</sup>C(O)R<sup>b5</sup>, NR<sup>c5</sup>C(O)OR<sup>a5</sup>, NR<sup>c5</sup>C(O)NR<sup>c5</sup>R<sup>d5</sup>, C(=NR<sup>e5</sup>)R<sup>b5</sup>, C(=NR<sup>e5</sup>)NR<sup>c5</sup>R<sup>d5</sup>, NR<sup>c5</sup>C(=NR<sup>e5</sup>)NR<sup>c5</sup>R<sup>d5</sup>, NR<sup>c5</sup>S(O)R<sup>b5</sup>, NR<sup>c5</sup>S(O)<sub>2</sub>R<sup>b5</sup>, NR<sup>c5</sup>S(O)<sub>2</sub>NR<sup>c5</sup>R<sup>d5</sup>, S(O)R<sup>b5</sup>, S(O)NR<sup>c5</sup>R<sup>d5</sup>, S(O)<sub>2</sub>R<sup>b5</sup>, and S(O)<sub>2</sub>NR<sup>c5</sup>R<sup>d5</sup>; wherein said C<sub>1-6</sub> alkyl, C<sub>2-6</sub> alkenyl, C<sub>2-6</sub> alkynyl, C<sub>6-10</sub>aryl, C<sub>3-10</sub> cycloalkyl, 5-10 membered heteroaryl, and 4-10 membered heterocycloalkyl are each optionally substituted with 1, 2, 3, 4, or 5 substituents independently selected from halo, C<sub>1-6</sub> alkyl, C<sub>2-6</sub> alkenyl, C<sub>2-6</sub> alkynyl, C<sub>1-6</sub> haloalkyl, CN, NO<sub>2</sub>, OR<sup>a5</sup>, SR<sup>a5</sup>, C(O)R<sup>b5</sup>, C(O)NR<sup>c5</sup>R<sup>d5</sup>, C(O)OR<sup>a5</sup>, OC(O)R<sup>b5</sup>, OC(O)NR<sup>c5</sup>R<sup>d5</sup>, C(=NR<sup>e5</sup>)NR<sup>c5</sup>R<sup>d5</sup>, NR<sup>c5</sup>C(=NR<sup>e5</sup>)NR<sup>c5</sup>R<sup>d5</sup>, NR<sup>c5</sup>R<sup>d5</sup>, NR<sup>c5</sup>C(O)R<sup>b5</sup>, NR<sup>c5</sup>C(O)OR<sup>a5</sup>, NR<sup>c5</sup>C(O)NR<sup>c5</sup>R<sup>d5</sup>, NR<sup>c5</sup>S(O)R<sup>b5</sup>, NR<sup>c5</sup>S(O)<sub>2</sub>R<sup>b5</sup>, NR<sup>c5</sup>S(O)<sub>2</sub>NR<sup>c5</sup>R<sup>d5</sup>, S(O)R<sup>b5</sup>, S(O)NR<sup>c5</sup>R<sup>d5</sup>, S(O)<sub>2</sub>R<sup>b5</sup>, and S(O)<sub>2</sub>NR<sup>c5</sup>R<sup>d5</sup>;

35 each R<sup>a</sup>, R<sup>b</sup>, R<sup>c</sup>, and R<sup>d</sup> is independently selected from H, C<sub>1-6</sub> alkyl, C<sub>1-4</sub> haloalkyl, C<sub>2-6</sub> alkenyl, C<sub>2-6</sub> alkynyl, and cyclopropyl, wherein said C<sub>1-6</sub> alkyl, C<sub>2-6</sub> alkenyl, C<sub>2-6</sub> alkynyl, and cyclopropyl is optionally substituted with 1, 2, or 3 substituents independently selected from C<sub>1-4</sub> alkyl, C<sub>1-4</sub>haloalkyl, halo, CN, OR<sup>a6</sup>, SR<sup>a6</sup>, C(O)R<sup>b6</sup>, C(O)NR<sup>c6</sup>R<sup>d6</sup>, C(O)OR<sup>a6</sup>, OC(O)R<sup>b6</sup>, OC(O)NR<sup>c6</sup>R<sup>d6</sup>, NR<sup>c6</sup>R<sup>d6</sup>, NR<sup>c6</sup>C(O)R<sup>b6</sup>, NR<sup>c6</sup>C(O)NR<sup>c6</sup>R<sup>d6</sup>, NR<sup>c6</sup>C(O)OR<sup>a6</sup>, C(=NR<sup>e6</sup>)NR<sup>c6</sup>R<sup>d6</sup>,

40



independently selected from C<sub>1-6</sub> alkyl, C<sub>3-7</sub> cycloalkyl, 4-7 membered heterocycloalkyl, C<sub>6-10</sub> aryl, and 5-6 membered heteroaryl, C<sub>1-6</sub>haloalkyl, halo, CN, OR<sup>a6</sup>, SR<sup>a6</sup>, C(O)R<sup>b6</sup>, C(O)NR<sup>c6</sup>R<sup>d6</sup>, C(O)OR<sup>a6</sup>, OC(O)R<sup>b6</sup>, OC(O)NR<sup>c6</sup>R<sup>d6</sup>, NR<sup>c6</sup>R<sup>d6</sup>, NR<sup>c6</sup>C(O)R<sup>b6</sup>, NR<sup>c6</sup>C(O)NR<sup>c6</sup>R<sup>d6</sup>, NR<sup>c6</sup>C(O)OR<sup>a6</sup>, C(=NR<sup>e6</sup>)NR<sup>c6</sup>R<sup>d6</sup>, NR<sup>c6</sup>C(=NR<sup>e6</sup>)NR<sup>c6</sup>R<sup>d6</sup>, S(O)R<sup>b6</sup>, S(O)NR<sup>c6</sup>R<sup>d6</sup>, S(O)<sub>2</sub>R<sup>b6</sup>, NR<sup>c6</sup>S(O)<sub>2</sub>R<sup>b6</sup>, NR<sup>c6</sup>S(O)<sub>2</sub>NR<sup>c6</sup>R<sup>d6</sup>, and S(O)<sub>2</sub>NR<sup>c6</sup>R<sup>d6</sup>, wherein said C<sub>1-6</sub> alkyl, C<sub>3-7</sub> cycloalkyl, 4-7 membered heterocycloalkyl, C<sub>6-10</sub>aryl, and 5-6 membered heteroaryl are optionally substituted by 1, 2, or 3 substituents independently selected from halo, CN, OR<sup>a6</sup>, SR<sup>a6</sup>, C(O)R<sup>b6</sup>, C(O)NR<sup>c6</sup>R<sup>d6</sup>, C(O)OR<sup>a6</sup>, OC(O)R<sup>b6</sup>, OC(O)NR<sup>c6</sup>R<sup>d6</sup>, NR<sup>c6</sup>R<sup>d6</sup>, NR<sup>c6</sup>C(O)R<sup>b6</sup>, NR<sup>c6</sup>C(O)NR<sup>c6</sup>R<sup>d6</sup>, NR<sup>c6</sup>C(O)OR<sup>a6</sup>, C(=NR<sup>e6</sup>)NR<sup>c6</sup>R<sup>d6</sup>, NR<sup>c6</sup>C(=NR<sup>e6</sup>)NR<sup>c6</sup>R<sup>d6</sup>, S(O)R<sup>b6</sup>, S(O)NR<sup>c6</sup>R<sup>d6</sup>, S(O)<sub>2</sub>R<sup>b6</sup>, NR<sup>c6</sup>S(O)<sub>2</sub>R<sup>b6</sup>, NR<sup>c6</sup>S(O)<sub>2</sub>NR<sup>c6</sup>R<sup>d6</sup>, and S(O)<sub>2</sub>NR<sup>c6</sup>R<sup>d6</sup>;

or any R<sup>c3</sup> and R<sup>d3</sup> together with the N atom to which they are attached form a 4-, 5-, 6-, or 7-membered heterocycloalkyl group optionally substituted with 1, 2, or 3 substituents independently selected from C<sub>1-6</sub> alkyl, C<sub>3-7</sub> cycloalkyl, 4-7 membered heterocycloalkyl, C<sub>6-10</sub> aryl, 5-6 membered heteroaryl, C<sub>1-6</sub> haloalkyl, halo, CN, OR<sup>a6</sup>, SR<sup>a6</sup>, C(O)R<sup>b6</sup>, C(O)NR<sup>c6</sup>R<sup>d6</sup>, C(O)OR<sup>a6</sup>, OC(O)R<sup>b6</sup>, OC(O)NR<sup>c6</sup>R<sup>d6</sup>, NR<sup>c6</sup>R<sup>d6</sup>, NR<sup>c6</sup>C(O)R<sup>b6</sup>, NR<sup>c6</sup>C(O)NR<sup>c6</sup>R<sup>d6</sup>, NR<sup>c6</sup>C(O)OR<sup>a6</sup>, C(=NR<sup>e6</sup>)NR<sup>c6</sup>R<sup>d6</sup>, NR<sup>c6</sup>C(=NR<sup>e6</sup>)NR<sup>c6</sup>R<sup>d6</sup>, S(O)R<sup>b6</sup>, S(O)NR<sup>c6</sup>R<sup>d6</sup>, S(O)<sub>2</sub>R<sup>b6</sup>, NR<sup>c6</sup>S(O)<sub>2</sub>R<sup>b6</sup>, NR<sup>c6</sup>S(O)<sub>2</sub>NR<sup>c6</sup>R<sup>d6</sup>, and S(O)<sub>2</sub>NR<sup>c6</sup>R<sup>d6</sup>, wherein said C<sub>1-6</sub> alkyl, C<sub>3-7</sub> cycloalkyl, 4-7 membered heterocycloalkyl, C<sub>6-10</sub> aryl, and 5-6 membered heteroaryl are optionally substituted by 1, 2, or 3 substituents independently selected from halo, CN, OR<sup>a6</sup>, SR<sup>a6</sup>, C(O)R<sup>b6</sup>, C(O)NR<sup>c6</sup>R<sup>d6</sup>, C(O)OR<sup>a6</sup>, OC(O)R<sup>b6</sup>, OC(O)NR<sup>c6</sup>R<sup>d6</sup>, NR<sup>c6</sup>R<sup>d6</sup>, NR<sup>c6</sup>C(O)R<sup>b6</sup>, NR<sup>c6</sup>C(O)NR<sup>c6</sup>R<sup>d6</sup>, NR<sup>c6</sup>C(O)OR<sup>a6</sup>, C(=NR<sup>e6</sup>)NR<sup>c6</sup>R<sup>d6</sup>, NR<sup>c6</sup>C(=NR<sup>e6</sup>)NR<sup>c6</sup>R<sup>d6</sup>, S(O)R<sup>b6</sup>, S(O)NR<sup>c6</sup>R<sup>d6</sup>, S(O)<sub>2</sub>R<sup>b6</sup>, NR<sup>c6</sup>S(O)<sub>2</sub>R<sup>b6</sup>, NR<sup>c6</sup>S(O)<sub>2</sub>NR<sup>c6</sup>R<sup>d6</sup>, and S(O)<sub>2</sub>NR<sup>c6</sup>R<sup>d6</sup>;

or any R<sup>c4</sup> and R<sup>d4</sup> together with the N atom to which they are attached form a 4-, 5-, 6-, or 7-membered heterocycloalkyl group optionally substituted with 1, 2, or 3 substituents independently selected from C<sub>1-6</sub> alkyl, C<sub>3-7</sub> cycloalkyl, 4-7 membered heterocycloalkyl, C<sub>6-10</sub> aryl, 5-6 membered heteroaryl, C<sub>1-6</sub> haloalkyl, halo, CN, OR<sup>a6</sup>, SR<sup>a6</sup>, C(O)R<sup>b6</sup>, C(O)NR<sup>c6</sup>R<sup>d6</sup>, C(O)OR<sup>a6</sup>, OC(O)R<sup>b6</sup>, OC(O)NR<sup>c6</sup>R<sup>d6</sup>, NR<sup>c6</sup>R<sup>d6</sup>, NR<sup>c6</sup>C(O)R<sup>b6</sup>, NR<sup>c6</sup>C(O)NR<sup>c6</sup>R<sup>d6</sup>, NR<sup>c6</sup>C(O)OR<sup>a6</sup>, C(=NR<sup>e6</sup>)NR<sup>c6</sup>R<sup>d6</sup>, NR<sup>c6</sup>C(=NR<sup>e6</sup>)NR<sup>c6</sup>R<sup>d6</sup>, S(O)R<sup>b6</sup>, S(O)NR<sup>c6</sup>R<sup>d6</sup>, S(O)<sub>2</sub>R<sup>b6</sup>, NR<sup>c6</sup>S(O)<sub>2</sub>R<sup>b6</sup>, NR<sup>c6</sup>S(O)<sub>2</sub>NR<sup>c6</sup>R<sup>d6</sup>, and S(O)<sub>2</sub>NR<sup>c6</sup>R<sup>d6</sup>, wherein said C<sub>1-6</sub> alkyl, C<sub>3-7</sub> cycloalkyl, 4-7 membered heterocycloalkyl, C<sub>6-10</sub> aryl, and 5-6 membered heteroaryl are optionally substituted by 1, 2, or 3 substituents independently selected from halo, CN, OR<sup>a6</sup>, SR<sup>a6</sup>, C(O)R<sup>b6</sup>, C(O)NR<sup>c6</sup>R<sup>d6</sup>, C(O)OR<sup>a6</sup>, OC(O)R<sup>b6</sup>, OC(O)NR<sup>c6</sup>R<sup>d6</sup>, NR<sup>c6</sup>R<sup>d6</sup>, NR<sup>c6</sup>C(O)R<sup>b6</sup>, NR<sup>c6</sup>C(O)NR<sup>c6</sup>R<sup>d6</sup>, NR<sup>c6</sup>C(O)OR<sup>a6</sup>, C(=NR<sup>e6</sup>)NR<sup>c6</sup>R<sup>d6</sup>, NR<sup>c6</sup>C(=NR<sup>e6</sup>)NR<sup>c6</sup>R<sup>d6</sup>, S(O)R<sup>b6</sup>, S(O)NR<sup>c6</sup>R<sup>d6</sup>, S(O)<sub>2</sub>R<sup>b6</sup>, NR<sup>c6</sup>S(O)<sub>2</sub>R<sup>b6</sup>, NR<sup>c6</sup>S(O)<sub>2</sub>NR<sup>c6</sup>R<sup>d6</sup>, and S(O)<sub>2</sub>NR<sup>c6</sup>R<sup>d6</sup>;

or any R<sup>c5</sup> and R<sup>d5</sup> together with the N atom to which they are attached form a 4-, 5-, 6-, or 7-membered heterocycloalkyl group optionally substituted with 1, 2, or 3 substituents independently selected from C<sub>1-6</sub> alkyl, C<sub>3-7</sub> cycloalkyl, 4-7 membered heterocycloalkyl, C<sub>6-10</sub> aryl, 5-6 membered heteroaryl, C<sub>1-6</sub> haloalkyl, halo, CN, OR<sup>a6</sup>, SR<sup>a6</sup>, C(O)R<sup>b6</sup>, C(O)NR<sup>c6</sup>R<sup>d6</sup>, C(O)OR<sup>a6</sup>, OC(O)R<sup>b6</sup>, OC(O)NR<sup>c6</sup>R<sup>d6</sup>, NR<sup>c6</sup>R<sup>d6</sup>, NR<sup>c6</sup>C(O)R<sup>b6</sup>, NR<sup>c6</sup>C(O)NR<sup>c6</sup>R<sup>d6</sup>, NR<sup>c6</sup>C(O)OR<sup>a6</sup>, C(=NR<sup>e6</sup>)NR<sup>c6</sup>R<sup>d6</sup>, NR<sup>c6</sup>C(=NR<sup>e6</sup>)NR<sup>c6</sup>R<sup>d6</sup>, S(O)R<sup>b6</sup>, S(O)NR<sup>c6</sup>R<sup>d6</sup>, S(O)<sub>2</sub>R<sup>b6</sup>, NR<sup>c6</sup>S(O)<sub>2</sub>R<sup>b6</sup>, NR<sup>c6</sup>S(O)<sub>2</sub>NR<sup>c6</sup>R<sup>d6</sup>, and S(O)<sub>2</sub>NR<sup>c6</sup>R<sup>d6</sup>;

5  $\text{NR}^{\text{c6}}\text{S}(\text{O})_2\text{NR}^{\text{c6}}\text{R}^{\text{d6}}$ , and  $\text{S}(\text{O})_2\text{NR}^{\text{c6}}\text{R}^{\text{d6}}$ , wherein said  $\text{C}_{1-6}$  alkyl,  $\text{C}_{3-7}$  cycloalkyl, 4-7 membered heterocycloalkyl,  $\text{C}_{6-10}$  aryl, and 5-6 membered heteroaryl are optionally substituted by 1, 2, or 3 substituents independently selected from halo, CN,  $\text{OR}^{\text{a6}}$ ,  $\text{SR}^{\text{a6}}$ ,  $\text{C}(\text{O})\text{R}^{\text{b6}}$ ,  $\text{C}(\text{O})\text{NR}^{\text{c6}}\text{R}^{\text{d6}}$ ,  $\text{C}(\text{O})\text{OR}^{\text{a6}}$ ,  $\text{OC}(\text{O})\text{R}^{\text{b6}}$ ,  $\text{OC}(\text{O})\text{NR}^{\text{c6}}\text{R}^{\text{d6}}$ ,  $\text{NR}^{\text{c6}}\text{R}^{\text{d6}}$ ,  $\text{NR}^{\text{c6}}\text{C}(\text{O})\text{R}^{\text{b6}}$ ,  $\text{NR}^{\text{c6}}\text{C}(\text{O})\text{NR}^{\text{c6}}\text{R}^{\text{d6}}$ ,  $\text{NR}^{\text{c6}}\text{C}(\text{O})\text{OR}^{\text{a6}}$ ,  $\text{C}(\text{=NR}^{\text{e6}})\text{NR}^{\text{c6}}\text{R}^{\text{d6}}$ ,  $\text{NR}^{\text{c6}}\text{C}(\text{=NR}^{\text{e6}})\text{NR}^{\text{c6}}\text{R}^{\text{d6}}$ ,  $\text{S}(\text{O})\text{R}^{\text{b6}}$ ,  $\text{S}(\text{O})\text{NR}^{\text{c6}}\text{R}^{\text{d6}}$ ,  $\text{S}(\text{O})_2\text{R}^{\text{b6}}$ ,  $\text{NR}^{\text{c6}}\text{S}(\text{O})_2\text{R}^{\text{b6}}$ ,  $\text{NR}^{\text{c6}}\text{S}(\text{O})_2\text{NR}^{\text{c6}}\text{R}^{\text{d6}}$ , and  $\text{S}(\text{O})_2\text{NR}^{\text{c6}}\text{R}^{\text{d6}}$ ;

each  $\text{R}^{\text{e}}$ ,  $\text{R}^{\text{e1}}$ ,  $\text{R}^{\text{e2}}$ ,  $\text{R}^{\text{e3}}$ ,  $\text{R}^{\text{e4}}$ , and  $\text{R}^{\text{e5}}$  is independently selected from H,  $\text{C}_{1-4}$  alkyl, CN,  $\text{OR}^{\text{a6}}$ ,  $\text{SR}^{\text{b6}}$ ,  $\text{S}(\text{O})_2\text{R}^{\text{b6}}$ ,  $\text{C}(\text{O})\text{R}^{\text{b6}}$ ,  $\text{S}(\text{O})_2\text{NR}^{\text{c6}}\text{R}^{\text{d6}}$ , and  $\text{C}(\text{O})\text{NR}^{\text{c6}}\text{R}^{\text{d6}}$ ;

10 each  $\text{R}^{\text{a6}}$ ,  $\text{R}^{\text{b6}}$ ,  $\text{R}^{\text{c6}}$ , and  $\text{R}^{\text{d6}}$  is independently selected from H,  $\text{C}_{1-4}$  alkyl,  $\text{C}_{1-4}$  haloalkyl,  $\text{C}_{2-4}$  alkenyl, and  $\text{C}_{2-4}$  alkynyl, wherein said  $\text{C}_{1-4}$  alkyl,  $\text{C}_{2-4}$  alkenyl, and  $\text{C}_{2-4}$  alkynyl, is optionally substituted with 1, 2, or 3 substituents independently selected from OH, CN, amino, halo,  $\text{C}_{1-4}$  alkyl,  $\text{C}_{1-4}$  alkoxy,  $\text{C}_{1-4}$  alkylthio,  $\text{C}_{1-4}$  alkylamino, di( $\text{C}_{1-4}$  alkyl)amino,  $\text{C}_{1-4}$  haloalkyl, and  $\text{C}_{1-4}$  haloalkoxy;

15 or any  $\text{R}^{\text{c6}}$  and  $\text{R}^{\text{d6}}$  together with the N atom to which they are attached form a 4-, 5-, 6-, or 7-membered heterocycloalkyl group optionally substituted with 1, 2, or 3 substituents independently selected from OH, CN, amino, halo,  $\text{C}_{1-6}$  alkyl,  $\text{C}_{1-4}$  alkoxy,  $\text{C}_{1-4}$  alkylthio,  $\text{C}_{1-4}$  alkylamino, di( $\text{C}_{1-4}$  alkyl)amino,  $\text{C}_{1-4}$  haloalkyl, and  $\text{C}_{1-4}$  haloalkoxy; and

each  $\text{R}^{\text{e6}}$  is independently selected from H,  $\text{C}_{1-4}$  alkyl, and CN.

20 In some embodiments,  $\text{R}^{\text{10}}$  and  $\text{R}^{\text{11}}$  together with the carbon atom to which they are attached form a 3-, 4-, 5-, 6-, or 7-membered cycloalkyl group or a 4-, 5-, 6-, or 7-membered heterocycloalkyl group, each optionally substituted with 1, 2, or 3 substituents independently selected from  $\text{Cy}^3$ ,  $\text{C}_{1-6}$  alkyl,  $\text{C}_{1-6}$  haloalkyl, halo, CN,  $\text{OR}^{\text{a4}}$ ,  $\text{SR}^{\text{a4}}$ ,  $\text{C}(\text{O})\text{R}^{\text{b4}}$ ,  $\text{C}(\text{O})\text{NR}^{\text{c4}}\text{R}^{\text{d4}}$ ,  $\text{C}(\text{O})\text{OR}^{\text{a4}}$ ,  $\text{OC}(\text{O})\text{R}^{\text{b4}}$ ,  $\text{OC}(\text{O})\text{NR}^{\text{c4}}\text{R}^{\text{d4}}$ ,  
 25  $\text{NR}^{\text{c4}}\text{R}^{\text{d4}}$ ,  $\text{NR}^{\text{c4}}\text{C}(\text{O})\text{R}^{\text{b4}}$ ,  $\text{NR}^{\text{c4}}\text{C}(\text{O})\text{NR}^{\text{c4}}\text{R}^{\text{d4}}$ ,  $\text{NR}^{\text{c4}}\text{C}(\text{O})\text{OR}^{\text{a4}}$ ,  $\text{C}(\text{=NR}^{\text{e4}})\text{NR}^{\text{c4}}\text{R}^{\text{d4}}$ ,  $\text{NR}^{\text{c4}}\text{C}(\text{=NR}^{\text{e4}})\text{NR}^{\text{c4}}\text{R}^{\text{d4}}$ ,  $\text{S}(\text{O})\text{R}^{\text{b4}}$ ,  $\text{S}(\text{O})\text{NR}^{\text{c4}}\text{R}^{\text{d4}}$ ,  $\text{S}(\text{O})_2\text{R}^{\text{b4}}$ ,  $\text{NR}^{\text{c4}}\text{S}(\text{O})_2\text{R}^{\text{b4}}$ ,  $\text{NR}^{\text{c4}}\text{S}(\text{O})_2\text{NR}^{\text{c4}}\text{R}^{\text{d4}}$ , and  $\text{S}(\text{O})_2\text{NR}^{\text{c4}}\text{R}^{\text{d4}}$ , wherein said  $\text{C}_{1-6}$  alkyl is optionally substituted by 1, 2, or 3 substituents independently selected from  $\text{Cy}^3$ , halo, CN,  $\text{OR}^{\text{a4}}$ ,  $\text{SR}^{\text{a4}}$ ,  $\text{C}(\text{O})\text{R}^{\text{b4}}$ ,  $\text{C}(\text{O})\text{NR}^{\text{c4}}\text{R}^{\text{d4}}$ ,  $\text{C}(\text{O})\text{OR}^{\text{a4}}$ ,  $\text{OC}(\text{O})\text{R}^{\text{b4}}$ ,  $\text{OC}(\text{O})\text{NR}^{\text{c4}}\text{R}^{\text{d4}}$ ,  $\text{NR}^{\text{c4}}\text{R}^{\text{d4}}$ ,  $\text{NR}^{\text{c4}}\text{C}(\text{O})\text{R}^{\text{b4}}$ ,  $\text{NR}^{\text{c4}}\text{C}(\text{O})\text{NR}^{\text{c4}}\text{R}^{\text{d4}}$ ,  $\text{NR}^{\text{c4}}\text{C}(\text{O})\text{OR}^{\text{a4}}$ ,  $\text{C}(\text{=NR}^{\text{e4}})\text{NR}^{\text{c4}}\text{R}^{\text{d4}}$ ,  $\text{NR}^{\text{c4}}\text{C}(\text{=NR}^{\text{e4}})\text{NR}^{\text{c4}}\text{R}^{\text{d4}}$ ,  $\text{S}(\text{O})\text{R}^{\text{b4}}$ ,  $\text{S}(\text{O})\text{NR}^{\text{c4}}\text{R}^{\text{d4}}$ ,  
 30  $\text{S}(\text{O})_2\text{R}^{\text{b4}}$ ,  $\text{NR}^{\text{c4}}\text{S}(\text{O})_2\text{R}^{\text{b4}}$ ,  $\text{NR}^{\text{c4}}\text{S}(\text{O})_2\text{NR}^{\text{c4}}\text{R}^{\text{d4}}$ , and  $\text{S}(\text{O})_2\text{NR}^{\text{c4}}\text{R}^{\text{d4}}$ .

In some embodiments,  $\text{R}^{\text{10}}$  and  $\text{R}^{\text{11}}$  together with the carbon atom to which they are attached form a 3-, 4-, 5-, 6-, or 7-membered cycloalkyl group.

35 In some embodiments,  $\text{R}^{\text{10}}$  and  $\text{R}^{\text{11}}$  together with the carbon atom to which they are attached form a cyclopropyl group.

In some embodiments,  $\text{R}^2$  is halo.

In some embodiments, R<sup>2</sup> is fluoro.

In some embodiments, R<sup>5</sup> is halo.

5

In some embodiments, R<sup>5</sup> is fluoro.

In some embodiments, R<sup>6</sup> is H.

10 In some embodiments, R<sup>6</sup> is H, halo, C<sub>1-6</sub> alkyl, C<sub>2-6</sub> alkenyl, C<sub>6-10</sub> aryl, 5-10 membered heteroaryl, 4-10 membered heterocycloalkyl, CN, or OR<sup>a2</sup>; wherein said C<sub>1-6</sub> alkyl, C<sub>2-6</sub> alkenyl, C<sub>6-10</sub> aryl, 5-10 membered heteroaryl, and 4-10 membered heterocycloalkyl are each optionally substituted with 1, 2, 3, 4, or 5 substituents independently selected from R<sup>6a</sup>.

15 In some embodiments, R<sup>6</sup> is halo, C<sub>1-6</sub> alkyl, C<sub>2-6</sub> alkenyl, C<sub>6-10</sub> aryl, 5-10 membered heteroaryl, 4-10 membered heterocycloalkyl, CN, or OR<sup>a2</sup>; wherein said C<sub>1-6</sub> alkyl, C<sub>2-6</sub> alkenyl, C<sub>6-10</sub> aryl, 5-10 membered heteroaryl, and 4-10 membered heterocycloalkyl are each optionally substituted with 1, 2, 3, 4, or 5 substituents independently selected from R<sup>6a</sup>.

20 In some embodiments, R<sup>6</sup> is C<sub>1-6</sub> alkyl, C<sub>2-6</sub> alkenyl, C<sub>2-6</sub> alkynyl, C<sub>6-10</sub> aryl, C<sub>3-10</sub> cycloalkyl, 5-10 membered heteroaryl, 4-10 membered heterocycloalkyl, CN, or OR<sup>a2</sup>; wherein said C<sub>1-6</sub> alkyl, C<sub>2-6</sub> alkenyl, C<sub>2-6</sub> alkynyl, C<sub>6-10</sub> aryl, C<sub>3-10</sub> cycloalkyl, 5-10 membered heteroaryl, and 4-10 membered heterocycloalkyl are each optionally substituted with 1, 2, 3, 4, or 5 substituents independently selected from R<sup>6a</sup>.

25

In some embodiments, R<sup>6</sup> is halo, C<sub>1-6</sub> alkyl, C<sub>2-6</sub> alkenyl, phenyl, 5-6 membered heteroaryl, 6-membered heterocycloalkyl, CN, or OR<sup>a2</sup>; wherein said C<sub>1-6</sub> alkyl, C<sub>2-6</sub> alkenyl, phenyl, 5-6 membered heteroaryl, and 6-membered heterocycloalkyl are each optionally substituted with 1, 2, 3, 4, or 5 substituents independently selected from R<sup>6a</sup>.

30

In some embodiments, R<sup>6</sup> is C<sub>1-6</sub> alkyl, C<sub>2-6</sub> alkenyl, phenyl, 5-6 membered heteroaryl, 6-membered heterocycloalkyl, CN, or OR<sup>a2</sup>; wherein said C<sub>1-6</sub> alkyl, C<sub>2-6</sub> alkenyl, phenyl, 5-6 membered heteroaryl, and 6-membered heterocycloalkyl are each optionally substituted with 1, 2, 3, 4, or 5 substituents independently selected from R<sup>6a</sup>.

35

In some embodiments, R<sup>6</sup> is chloro, methyl, ethyl, CN, ethoxy, methoxyethoxy, phenoxy, 2-(4-methylpiperazin-1-yl)ethoxy, phenyl, 4-fluorophenyl, benzyl, phenylethyl, 2-phenylvinyl, 3,6-dihydro-2H-pyran-4-yl, 3-pyridyl, 4-pyridyl, 1H-pyrazol-4-yl, 1-methyl-1H-pyrazol-5-yl, 1-methyl-1H-pyrazol-4-yl, 1-ethyl-1H-pyrazol-4-yl, 1-(2-hydroxyethyl)-1H-pyrazol-4-yl, or 1-(piperidin-4-yl)-1H-pyrazol-

40 4-yl.

In some embodiments, R<sup>6</sup> is methyl, ethyl, CN, ethoxy, methoxyethoxy, phenoxy, 2-(4-methylpiperazin-1-yl)ethoxy, phenyl, 4-fluorophenyl, benzyl, phenethyl, 2-phenylvinyl, 3,6-dihydro-



2H-pyran-4-yl, 3-pyridyl, 4-pyridyl, 1H-pyrazol-4-yl, 1-methyl-1H-pyrazol-5-yl, 1-methyl-1H-pyrazol-4-yl, 1-ethyl-1H-pyrazol-4-yl, 1-(2-hydroxyethyl)-1H-pyrazol-4-yl, or 1-(piperidin-4-yl)-1H-pyrazol-4-yl.

5 In some embodiments, R<sup>6</sup> is methyl.

In some embodiments, R<sup>6</sup> is pyrazolyl optionally substituted with 1 or 2 substituents independently selected from R<sup>6a</sup>.

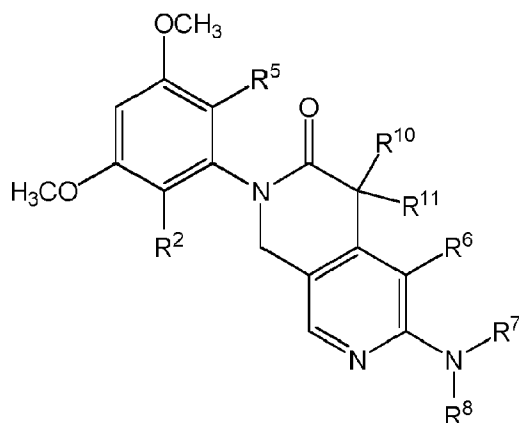
10 In some embodiments, R<sup>7</sup> and R<sup>8</sup> are each independently selected from H, C<sub>1-6</sub> alkyl, -C(O)R<sup>A</sup>, C<sub>6-10</sub> aryl, C<sub>3-10</sub> cycloalkyl, 5-10 membered heteroaryl, 4-10 membered heterocycloalkyl, C<sub>6-10</sub> aryl-C<sub>1-4</sub> alkyl, (5-10 membered heteroaryl)-C<sub>1-4</sub> alkyl, and (4-10 membered heterocycloalkyl)-C<sub>1-4</sub> alkyl, wherein said C<sub>1-6</sub> alkyl, C<sub>6-10</sub> aryl, C<sub>3-10</sub> cycloalkyl, 5-10 membered heteroaryl, 4-10 membered heterocycloalkyl, (5-10 membered heteroaryl)-C<sub>1-4</sub> alkyl, and (4-10 membered heterocycloalkyl)-C<sub>1-4</sub> alkyl are each optionally substituted with 1, 2, 3, 4, or 5 substituents independently selected from R<sup>7a</sup>.

20 In some embodiments, R<sup>7</sup> and R<sup>8</sup> are each independently selected from H, 2-hydroxypropyl, -C(O)OCH<sub>3</sub>, 3-fluorophenyl, cyclopropyl, cyclobutyl, 3,3-difluorocyclobutyl, cyclopentyl, cyclohexyl, 4-hydroxycyclohexyl, methyl, 1-methyl-1H-pyrazol-4-yl, pyridin-3-yl, N-methylpiperidin-4-yl, tetrahydro-2H-pyran-4-yl, tetrahydrofuran-3-yl, 1-phenylethyl, (1-methyl-1H-pyrazol-4-yl)methyl, 2-morpholino-4-ylethyl, pyridin-2-ylmethyl, N-methylpiperazin-1-ylethyl, and tetrahydrofuran-2-ylmethyl.

25 In some embodiments, one of R<sup>7</sup> and R<sup>8</sup> is H.

In some embodiments, R<sup>7</sup> and R<sup>8</sup> are each H.

The compounds of the invention have Formula IIIa:



30

IIIa.

In some embodiments, wherein the compound has Formula IIIa, R<sup>2</sup> is halo.

In some embodiments, wherein the compound has Formula IIIa, R<sup>2</sup> is fluoro.

In some embodiments, wherein the compound has Formula IIIa, R<sup>5</sup> is halo.

5

In some embodiments, wherein the compound has Formula IIIa, R<sup>5</sup> is fluoro.

In some embodiments, wherein the compound has Formula IIIa, R<sup>6</sup> is H.

- 10 In some embodiments, wherein the compound has Formula IIIa, R<sup>10</sup> and R<sup>11</sup> together with the carbon atom to which they are attached form a 3-, 4-, 5-, 6-, or 7-membered cycloalkyl group or a 4-, 5-, 6-, or 7-membered heterocycloalkyl group, each optionally substituted with 1, 2, or 3 substituents independently selected from Cy<sup>3</sup>, C<sub>1-6</sub> alkyl, C<sub>1-6</sub> haloalkyl, halo, CN, OR<sup>a4</sup>, SR<sup>a4</sup>, C(O)R<sup>b4</sup>, C(O)NR<sup>c4</sup>R<sup>d4</sup>, C(O)OR<sup>a4</sup>, OC(O)R<sup>b4</sup>, OC(O)NR<sup>c4</sup>R<sup>d4</sup>, NR<sup>c4</sup>R<sup>d4</sup>, NR<sup>c4</sup>C(O)R<sup>b4</sup>, NR<sup>c4</sup>C(O)NR<sup>c4</sup>R<sup>d4</sup>, NR<sup>c4</sup>C(O)OR<sup>a4</sup>,  
 15 C(=NR<sup>e4</sup>)NR<sup>c4</sup>R<sup>d4</sup>, NR<sup>c4</sup>C(=NR<sup>e4</sup>)NR<sup>c4</sup>R<sup>d4</sup>, S(O)R<sup>b4</sup>, S(O)NR<sup>c4</sup>R<sup>d4</sup>, S(O)<sub>2</sub>R<sup>b4</sup>, NR<sup>c4</sup>S(O)<sub>2</sub>R<sup>b4</sup>, NR<sup>c4</sup>S(O)<sub>2</sub>NR<sup>c4</sup>R<sup>d4</sup>, and S(O)<sub>2</sub>NR<sup>c4</sup>R<sup>d4</sup>, wherein said C<sub>1-6</sub> alkyl is optionally substituted by 1, 2, or 3 substituents independently selected from Cy<sup>3</sup>, halo, CN, OR<sup>a4</sup>, SR<sup>a4</sup>, C(O)R<sup>b4</sup>, C(O)NR<sup>c4</sup>R<sup>d4</sup>, C(O)OR<sup>a4</sup>, OC(O)R<sup>b4</sup>, OC(O)NR<sup>c4</sup>R<sup>d4</sup>, NR<sup>c4</sup>R<sup>d4</sup>, NR<sup>c4</sup>C(O)R<sup>b4</sup>, NR<sup>c4</sup>C(O)NR<sup>c4</sup>R<sup>d4</sup>, NR<sup>c4</sup>C(O)OR<sup>a4</sup>, C(=NR<sup>e4</sup>)NR<sup>c4</sup>R<sup>d4</sup>, NR<sup>c4</sup>C(=NR<sup>e4</sup>)NR<sup>c4</sup>R<sup>d4</sup>, S(O)R<sup>b4</sup>, S(O)NR<sup>c4</sup>R<sup>d4</sup>, S(O)<sub>2</sub>R<sup>b4</sup>, NR<sup>c4</sup>S(O)<sub>2</sub>R<sup>b4</sup>, NR<sup>c4</sup>S(O)<sub>2</sub>NR<sup>c4</sup>R<sup>d4</sup>, and  
 20 S(O)<sub>2</sub>NR<sup>c4</sup>R<sup>d4</sup>.

In some embodiments, wherein the compound has Formula IIIa, R<sup>10</sup> and R<sup>11</sup> together with the carbon atom to which they are attached form a 3-, 4-, 5-, 6-, or 7-membered cycloalkyl group.

- 25 In some embodiments, wherein the compound has Formula IIIa, R<sup>10</sup> and R<sup>11</sup> together with the carbon atom to which they are attached form a cyclopropyl group.

In some embodiments, wherein the compound has Formula IIIa, R<sup>7</sup> and R<sup>8</sup> are each independently selected from H, C<sub>1-6</sub> alkyl, -C(O)R<sup>a</sup>, C<sub>6-10</sub> aryl, C<sub>3-10</sub> cycloalkyl, 5-10 membered heteroaryl, 4-10

- 30 membered heterocycloalkyl, C<sub>6-10</sub> aryl-C<sub>1-4</sub> alkyl, (5-10 membered heteroaryl)-C<sub>1-4</sub> alkyl, and (4-10 membered heterocycloalkyl)-C<sub>1-4</sub> alkyl, wherein said C<sub>1-6</sub> alkyl, C<sub>6-10</sub> aryl, C<sub>3-10</sub> cycloalkyl, 5-10 membered heteroaryl, 4-10 membered heterocycloalkyl, (5-10 membered heteroaryl)-C<sub>1-4</sub> alkyl, and (4-10 membered heterocycloalkyl)-C<sub>1-4</sub> alkyl are each optionally substituted with 1, 2, 3, 4, or 5 substituents independently selected from R<sup>7a</sup>.

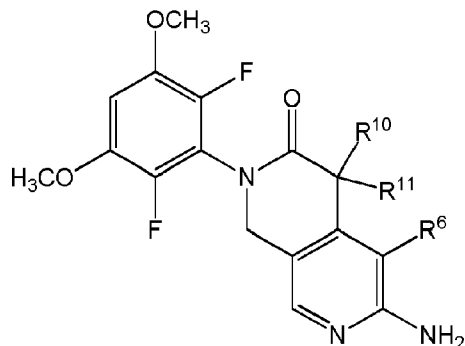
35

In some embodiments, wherein the compound has Formula IIIa, R<sup>7</sup> and R<sup>8</sup> are each independently selected from H, 2-hydroxypropyl, -C(O)OCH<sub>3</sub>, 3-fluorophenyl, cyclopropyl, cyclobutyl, 3,3-difluorocyclobutyl, cyclopentyl, cyclohexyl, 4-hydroxycyclohexyl, methyl, 1-methyl-1H-pyrazol-4-yl, pyridin-3-yl, N-methylpiperidin-4-yl, tetrahydro-2H-pyran-4-yl, tetrahydrofuran-3-yl, 1-phenylethyl,  
 40 (1-methyl-1H-pyrazol-4-yl)methyl, 2-morpholino-4-ylethyl, pyridin-2-ylmethyl, N-methylpiperazin-1-ylethyl, and tetrahydrofuran-2-ylmethyl.

In some embodiments, wherein the compound has Formula IIIa, one of R<sup>7</sup> and R<sup>8</sup> is H.

In some embodiments, wherein the compound has Formula IIIa, R<sup>7</sup> and R<sup>8</sup> are each H.

In some embodiments, the compounds of the invention have Formula IIIb:



5

IIIb.

In some embodiments, wherein the compound has Formula IIIb, R<sup>6</sup> is H.

In some embodiments, wherein the compound has Formula IIIb, R<sup>10</sup> and R<sup>11</sup> together with the carbon atom to which they are attached form a 3-, 4-, 5-, 6-, or 7-membered cycloalkyl group or a 4-, 5-, 6-, or 7-membered heterocycloalkyl group, each optionally substituted with 1, 2, or 3 substituents independently selected from Cy<sup>3</sup>, C<sub>1-6</sub> alkyl, C<sub>1-6</sub> haloalkyl, halo, CN, OR<sup>a4</sup>, SR<sup>a4</sup>, C(O)R<sup>b4</sup>, C(O)NR<sup>c4</sup>R<sup>d4</sup>, C(O)OR<sup>a4</sup>, OC(O)R<sup>b4</sup>, OC(O)NR<sup>c4</sup>R<sup>d4</sup>, NR<sup>c4</sup>C(O)R<sup>b4</sup>, NR<sup>c4</sup>C(O)NR<sup>c4</sup>R<sup>d4</sup>, NR<sup>c4</sup>C(O)OR<sup>a4</sup>, C(=NR<sup>e4</sup>)NR<sup>c4</sup>R<sup>d4</sup>, NR<sup>c4</sup>C(=NR<sup>e4</sup>)NR<sup>c4</sup>R<sup>d4</sup>, S(O)R<sup>b4</sup>, S(O)NR<sup>c4</sup>R<sup>d4</sup>, S(O)<sub>2</sub>R<sup>b4</sup>, NR<sup>c4</sup>S(O)<sub>2</sub>R<sup>b4</sup>, NR<sup>c4</sup>S(O)<sub>2</sub>NR<sup>c4</sup>R<sup>d4</sup>, and S(O)<sub>2</sub>NR<sup>c4</sup>R<sup>d4</sup>, wherein said C<sub>1-6</sub> alkyl is optionally substituted by 1, 2, or 3 substituents independently selected from Cy<sup>3</sup>, halo, CN, OR<sup>a4</sup>, SR<sup>a4</sup>, C(O)R<sup>b4</sup>, C(O)NR<sup>c4</sup>R<sup>d4</sup>, C(O)OR<sup>a4</sup>, OC(O)R<sup>b4</sup>, OC(O)NR<sup>c4</sup>R<sup>d4</sup>, NR<sup>c4</sup>R<sup>d4</sup>, NR<sup>c4</sup>C(O)R<sup>b4</sup>, NR<sup>c4</sup>C(O)NR<sup>c4</sup>R<sup>d4</sup>, NR<sup>c4</sup>C(O)OR<sup>a4</sup>, C(=NR<sup>e4</sup>)NR<sup>c4</sup>R<sup>d4</sup>, NR<sup>c4</sup>C(=NR<sup>e4</sup>)NR<sup>c4</sup>R<sup>d4</sup>, S(O)R<sup>b4</sup>, S(O)NR<sup>c4</sup>R<sup>d4</sup>, S(O)<sub>2</sub>R<sup>b4</sup>, NR<sup>c4</sup>S(O)<sub>2</sub>R<sup>b4</sup>, NR<sup>c4</sup>S(O)<sub>2</sub>NR<sup>c4</sup>R<sup>d4</sup>, and S(O)<sub>2</sub>NR<sup>c4</sup>R<sup>d4</sup>.

20

In some embodiments, wherein the compound has Formula IIIb, R<sup>10</sup> and R<sup>11</sup> together with the carbon atom to which they are attached form a 3-, 4-, 5-, 6-, or 7-membered cycloalkyl group.

In some embodiments, wherein the compound has Formula IIIb, R<sup>10</sup> and R<sup>11</sup> together with the carbon atom to which they are attached form a cyclopropyl group.

25

It is further appreciated that certain features of the invention, which are, for clarity, described in the context of separate embodiments, can also be provided in combination in a single embodiment. Conversely, various features of the invention which are, for brevity, described in the context of a single embodiment, can also be provided separately or in any suitable subcombination.

30

At various places in the present specification, substituents of compounds of the invention are disclosed in groups or in ranges. It is specifically intended that the invention include each and every individual subcombination of the members of such groups and ranges. For example, the term "C<sub>1-6</sub>

alkyl" is specifically intended to individually disclose methyl, ethyl, C<sub>3</sub> alkyl, C<sub>4</sub> alkyl, C<sub>5</sub> alkyl, and C<sub>6</sub> alkyl.

At various places in the present specification various aryl, heteroaryl, cycloalkyl, and heterocycloalkyl  
5 rings are described. Unless otherwise specified, these rings can be attached to the rest of the molecule at any ring member as permitted by valency. For example, the term "a pyridine ring" or "pyridinyl" may refer to a pyridin-2-yl, pyridin-3-yl, or pyridin-4-yl ring.

The term "n-membered" where n is an integer typically describes the number of ring-forming atoms  
10 in a moiety where the number of ring-forming atoms is n. For example, piperidinyl is an example of a 6-membered heterocycloalkyl ring, pyrazolyl is an example of a 5-membered heteroaryl ring, pyridyl is an example of a 6-membered heteroaryl ring, and 1,2,3,4-tetrahydro-naphthalene is an example of a 10-membered cycloalkyl group.

15 For compounds of the invention in which a variable appears more than once, each variable can be a different moiety independently selected from the group defining the variable. For example, where a structure is described having two R groups that are simultaneously present on the same compound, the two R groups can represent different moieties independently selected from the group defined for R.

20

As used herein, the phrase "optionally substituted" means unsubstituted or substituted.

As used herein, the term "substituted" means that a hydrogen atom is replaced by a non-hydrogen group. It is to be understood that substitution at a given atom is limited by valency.

25

As used herein, the term "C<sub>i-j</sub>", where i and j are integers, employed in combination with a chemical group, designates a range of the number of carbon atoms in the chemical group with i-j defining the range. For example, C<sub>1-6</sub> alkyl refers to an alkyl group having 1, 2, 3, 4, 5, or 6 carbon atoms.

30 As used herein, the term "alkyl", employed alone or in combination with other terms, refers to a saturated hydrocarbon group that may be straight-chain or branched. In some embodiments, the alkyl group contains 1 to 6, 1 to 4, or 1 to 3 carbon atoms. Examples of alkyl moieties include, but are not limited to, chemical groups such as methyl, ethyl, n-propyl, isopropyl, n-butyl, isobutyl, sec-butyl, tert-butyl, n-pentyl, 2-methyl-1-butyl, 3-pentyl, n-hexyl, 1,2,2-trimethylpropyl, and the like. In  
35 some embodiments, the alkyl group is methyl, ethyl, or propyl.

As used herein, "alkenyl", employed alone or in combination with other terms, refers to an alkyl group having one or more carbon-carbon double bonds. In some embodiments, the alkenyl moiety contains 2 to 6 or 2 to 4 carbon atoms. Example alkenyl groups include, but are not limited to,  
40 ethenyl, n-propenyl, isopropenyl, n-butenyl, sec-butenyl, and the like.

As used herein, "alkynyl", employed alone or in combination with other terms, refers to an alkyl group having one or more carbon-carbon triple bonds. Example alkynyl groups include, but are not

limited to, ethynyl, propyn-1-yl, propyn-2-yl, and the like. In some embodiments, the alkynyl moiety contains 2 to 6 or 2 to 4 carbon atoms.

As used herein, "halo" or "halogen", employed alone or in combination with other terms, includes  
5 fluoro, chloro, bromo, and iodo. In some embodiments, halo is F or Cl. In some embodiments, halo is F.

As used herein, the term "haloalkyl", employed alone or in combination with other terms, refers to an  
10 alkyl group having up to the full valency of halogen atom substituents, which may either be the same or different. In some embodiments, the halogen atoms are fluoro atoms. In some embodiments, the alkyl group has 1 to 6 or 1 to 4 carbon atoms. Example haloalkyl groups include  $\text{CF}_3$ ,  $\text{C}_2\text{F}_5$ ,  $\text{CHF}_2$ ,  $\text{CCl}_3$ ,  $\text{CHCl}_2$ ,  $\text{C}_2\text{Cl}_5$ , and the like.

As used herein, the term "alkoxy", employed alone or in combination with other terms, refers to a  
15 group of formula -O-alkyl. Example alkoxy groups include methoxy, ethoxy, propoxy (e.g., n-propoxy and isopropoxy), t-butoxy, and the like. In some embodiments, the alkyl group has 1 to 6 or 1 to 4 carbon atoms.

As used herein, "haloalkoxy", employed alone or in combination with other terms, refers to a group of  
20 formula -O-(haloalkyl). In some embodiments, the alkyl group has 1 to 6 or 1 to 4 carbon atoms. An example haloalkoxy group is  $-\text{OCF}_3$ .

As used herein, "amino", employed alone or in combination with other terms, refers to  $\text{NH}_2$ .

25 As used herein, the term "alkylamino", employed alone or in combination with other terms, refers to a group of formula -NH(alkyl). In some embodiments, the alkylamino group has 1 to 6 or 1 to 4 carbon atoms. Example alkylamino groups include methylamino, ethylamino, propylamino (e.g., n-propylamino and isopropylamino), and the like.

30 As used herein, the term "dialkylamino", employed alone or in combination with other terms, refers to a group of formula -N(alkyl)<sub>2</sub>. Example dialkylamino groups include dimethylamino, diethylamino, dipropylamino (e.g., di(n-propyl)amino and di(isopropyl)amino), and the like. In some embodiments, each alkyl group independently has 1 to 6 or 1 to 4 carbon atoms.

35 As used herein, the term "alkylthio", employed alone or in combination with other terms, refers to a group of formula -S-alkyl. In some embodiments, the alkyl group has 1 to 6 or 1 to 4 carbon atoms.

As used herein, the term "cycloalkyl", employed alone or in combination with other terms, refers to a  
40 non-aromatic cyclic hydrocarbon including cyclized alkyl and alkenyl groups. Cycloalkyl groups can include mono- or polycyclic (e.g., having 2, 3, or 4 fused, bridged, or spiro rings) ring systems. Also included in the definition of cycloalkyl are moieties that have one or more aromatic rings (e.g., aryl or heteroaryl rings) fused (i.e., having a bond in common with) to the cycloalkyl ring, for example, benzo derivatives of cyclopentane, cyclohexene, cyclohexane, and the like, or pyrido derivatives of

cyclopentane or cyclohexane. Ring-forming carbon atoms of a cycloalkyl group can be optionally substituted by oxo. Cycloalkyl groups also include cycloalkylidenes. The term "cycloalkyl" also includes bridgehead cycloalkyl groups (e.g., non-aromatic cyclic hydrocarbon moieties containing at least one bridgehead carbon, such as adamantan-1-yl) and spirocycloalkyl groups (e.g., non-aromatic hydrocarbon moieties containing at least two rings fused at a single carbon atom, such as spiro[2.5]octane and the like). In some embodiments, the cycloalkyl group has 3 to 10 ring members, or 3 to 7 ring members, or 3 to 6 ring members. In some embodiments, the cycloalkyl group is monocyclic or bicyclic. In some embodiments, the cycloalkyl group is monocyclic. In some embodiments, the cycloalkyl group is a C<sub>3-7</sub> monocyclic cycloalkyl group. Example cycloalkyl groups include cyclopropyl, cyclobutyl, cyclopentyl, cyclohexyl, cycloheptyl, cyclopentenyl, cyclohexenyl, cyclohexadienyl, cycloheptatrienyl, norbornyl, norpinyl, norcarnyl, tetrahydronaphthalenyl, octahydronaphthalenyl, indanyl, and the like. In some embodiments, the cycloalkyl group is cyclopropyl, cyclobutyl, cyclopentyl, or cyclohexyl.

As used herein, the term "cycloalkylalkyl", employed alone or in combination with other terms, refers to a group of formula cycloalkyl-alkyl-. In some embodiments, the alkyl portion has 1 to 4, 1 to 3, 1 to 2, or 1 carbon atom(s). In some embodiments, the alkyl portion is methylene. In some embodiments, the cycloalkyl portion has 3 to 10 ring members or 3 to 7 ring members. In some embodiments, the cycloalkyl group is monocyclic or bicyclic. In some embodiments, the cycloalkyl portion is monocyclic. In some embodiments, the cycloalkyl portion is a C<sub>3-7</sub> monocyclic cycloalkyl group.

As used herein, the term "heterocycloalkyl", employed alone or in combination with other terms, refers to a non-aromatic ring or ring system, which may optionally contain one or more alkenylene or alkynylene groups as part of the ring structure, which has at least one heteroatom ring member independently selected from nitrogen, sulfur, oxygen, and phosphorus. Heterocycloalkyl groups can include mono- or polycyclic (e.g., having 2, 3 or 4 fused, bridged, or spiro rings) ring systems. In some embodiments, the heterocycloalkyl group is a monocyclic or bicyclic group having 1, 2, 3, or 4 heteroatoms independently selected from nitrogen, sulfur and oxygen. Also included in the definition of heterocycloalkyl are moieties that have one or more aromatic rings (e.g., aryl or heteroaryl rings) fused (i.e., having a bond in common with) to the non-aromatic heterocycloalkyl ring, for example, 1,2,3,4-tetrahydro-quinoline and the like. Heterocycloalkyl groups can also include bridgehead heterocycloalkyl groups (e.g., a heterocycloalkyl moiety containing at least one bridgehead atom, such as azaadamantan-1-yl and the like) and spiroheterocycloalkyl groups (e.g., a heterocycloalkyl moiety containing at least two rings fused at a single atom, such as [1,4-dioxo-8-aza-spiro[4.5]decan-N-yl] and the like). In some embodiments, the heterocycloalkyl group has 3 to 10 ring-forming atoms, 4 to 10 ring-forming atoms, or 3 to 8 ring forming atoms. In some embodiments, the heterocycloalkyl group has 1 to 5 heteroatoms, 1 to 4 heteroatoms, 1 to 3 heteroatoms, or 1 to 2 heteroatoms. The carbon atoms or heteroatoms in the ring(s) of the heterocycloalkyl group can be oxidized to form a carbonyl, an N-oxide, or a sulfonyl group (or other oxidized linkage) or a nitrogen atom can be quaternized. In some embodiments, the heterocycloalkyl portion is a C<sub>2-7</sub> monocyclic heterocycloalkyl group. In some embodiments, the heterocycloalkyl group is a morpholine ring,

pyrrolidine ring, piperazine ring, piperidine ring, dihydropyran ring, tetrahydropyran ring, tetrahydropyridine, azetidine ring, or tetrahydrofuran ring.

As used herein, the term "heterocycloalkylalkyl", employed alone or in combination with other terms,  
5 refers to a group of formula heterocycloalkyl-alkyl-. In some embodiments, the alkyl portion has 1 to 4, 1 to 3, 1 to 2, or 1 carbon atom(s). In some embodiments, the alkyl portion is methylene. In some embodiments, the heterocycloalkyl portion has 3 to 10 ring members, 4 to 10 ring members, or 3 to 7 ring members. In some embodiments, the heterocycloalkyl group is monocyclic or bicyclic. In some  
10 embodiments, the heterocycloalkyl portion is monocyclic. In some embodiments, the heterocycloalkyl portion is a C<sub>2-7</sub> monocyclic heterocycloalkyl group.

As used herein, the term "aryl", employed alone or in combination with other terms, refers to a monocyclic or polycyclic (e.g., having 2 fused rings) aromatic hydrocarbon moiety, such as, but not limited to, phenyl, 1-naphthyl, 2-naphthyl, and the like. In some embodiments, aryl groups have  
15 from 6 to 10 carbon atoms or 6 carbon atoms. In some embodiments, the aryl group is a monocyclic or bicyclic group. In some embodiments, the aryl group is phenyl or naphthyl.

As used herein, the term "arylalkyl", employed alone or in combination with other terms, refers to a group of formula aryl-alkyl-. In some embodiments, the alkyl portion has 1 to 4, 1 to 3, 1 to 2, or 1  
20 carbon atom(s). In some embodiments, the alkyl portion is methylene. In some embodiments, the aryl portion is phenyl. In some embodiments, the aryl group is a monocyclic or bicyclic group. In some embodiments, the arylalkyl group is benzyl.

As used herein, the term "heteroaryl", employed alone or in combination with other terms, refers to a  
25 monocyclic or polycyclic (e.g., having 2 or 3 fused rings) aromatic hydrocarbon moiety, having one or more heteroatom ring members independently selected from nitrogen, sulfur and oxygen. In some embodiments, the heteroaryl group is a monocyclic or bicyclic group having 1, 2, 3, or 4 heteroatoms independently selected from nitrogen, sulfur and oxygen. Example heteroaryl groups include, but are not limited to, pyridyl, pyrimidinyl, pyrazinyl, pyridazinyl, triazinyl, furyl, thienyl, imidazolyl, thiazolyl,  
30 indolyl, pyrrol, oxazolyl, benzofuryl, benzothienyl, benzthiazolyl, isoxazolyl, pyrazolyl, triazolyl, tetrazolyl, indazolyl, 1,2,4-thiadiazolyl, isothiazolyl, purinyl, carbazolyl, benzimidazolyl, indolinyl, pyrrolyl, azolyl, quinolinyl, isoquinolinyl, benzisoxazolyl, imidazo[1,2-b]thiazolyl or the like. The carbon atoms or heteroatoms in the ring(s) of the heteroaryl group can be oxidized to form a carbonyl, an N-oxide, or a sulfonyl group (or other oxidized linkage) or a nitrogen atom can be  
35 quaternized, provided the aromatic nature of the ring is preserved. In one embodiment the heteroaryl group is a 3 to 10 membered heteroaryl group. In another embodiment the heteroaryl group is a 4 to 10 membered heteroaryl group. In another embodiment the heteroaryl group is a 3 to 7 membered heteroaryl group. In another embodiment the heteroaryl group is a 5 to 6 membered heteroaryl  
40 group.

As used herein, the term "heteroarylalkyl", employed alone or in combination with other terms, refers to a group of formula heteroaryl-alkyl-. In some embodiments, the alkyl portion has 1 to 4, 1 to 3, 1 to 2, or 1 carbon atom(s). In some embodiments, the alkyl portion is methylene. In some

embodiments, the heteroaryl portion is a monocyclic or bicyclic group having 1, 2, 3, or 4 heteroatoms independently selected from nitrogen, sulfur and oxygen.

The compounds described herein can be asymmetric (e.g., having one or more stereocenters). All stereoisomers, such as enantiomers and diastereomers, are intended unless otherwise indicated. Compounds of the present invention that contain asymmetrically substituted carbon atoms can be isolated in optically active or racemic forms. Methods on how to prepare optically active forms from optically inactive starting materials are known in the art, such as by resolution of racemic mixtures or by stereoselective synthesis. Many geometric isomers of olefins, C=N double bonds, and the like can also be present in the compounds described herein, and all such stable isomers are contemplated in the present invention. Cis and trans geometric isomers of the compounds of the present invention are described and may be isolated as a mixture of isomers or as separated isomeric forms.

Resolution of racemic mixtures of compounds can be carried out by any of numerous methods known in the art. An example method includes fractional recrystallization using a chiral resolving acid which is an optically active, salt-forming organic acid. Suitable resolving agents for fractional recrystallization methods are, for example, optically active acids, such as the D and L forms of tartaric acid, diacetyltartaric acid, dibenzoyltartaric acid, mandelic acid, malic acid, lactic acid or the various optically active camphorsulfonic acids. Other resolving agents suitable for fractional crystallization methods include stereoisomerically pure forms of methylbenzylamine (e.g., *S* and *R* forms, or diastereomerically pure forms), 2-phenylglycinol, norephedrine, ephedrine, N-methylephedrine, cyclohexylethylamine, 1,2-diaminocyclohexane, and the like.

Resolution of racemic mixtures can also be carried out by elution on a column packed with an optically active resolving agent (e.g., dinitrobenzoylphenylglycine). Suitable elution solvent composition can be determined by one skilled in the art.

Compounds of the invention also include tautomeric forms. Tautomeric forms result from the swapping of a single bond with an adjacent double bond together with the concomitant migration of a proton. Tautomeric forms include prototropic tautomers which are isomeric protonation states having the same empirical formula and total charge. Example prototropic tautomers include ketone - enol pairs, amide - imidic acid pairs, lactam - lactim pairs, enamine - imine pairs, and annular forms where a proton can occupy two or more positions of a heterocyclic system, for example, 1H- and 3H-imidazole, 1H-, 2H- and 4H-1,2,4-triazole, 1H- and 2H- isoindole, and 1H- and 2H-pyrazole. Tautomeric forms can be in equilibrium or sterically locked into one form by appropriate substitution.

Compounds of the invention also include all isotopes of atoms occurring in the intermediates or final compounds. Isotopes include those atoms having the same atomic number but different mass numbers. For example, isotopes of hydrogen include tritium and deuterium.

The term, "compound," as used herein is meant to include all stereoisomers, geometric isomers, tautomers, and isotopes of the structures depicted.



All compounds, and pharmaceutically acceptable salts thereof, can be found together with other substances such as water and solvents (e.g., in the form of hydrates and solvates) or can be isolated.

- 5 In some embodiments, the compounds of the invention, or salts thereof, are substantially isolated. By "substantially isolated" is meant that the compound is at least partially or substantially separated from the environment in which it was formed or detected. Partial separation can include, for example, a composition enriched in the compounds of the invention. Substantial separation can include compositions containing at least about 50%, at least about 60%, at least about 70%, at least about 80%, at least about 90%, at least about 95%, at least about 97%, or at least about 99% by weight of the compounds of the invention, or salt thereof. Methods for isolating compounds and their salts are routine in the art.

- 15 The phrase "pharmaceutically acceptable" is employed herein to refer to those compounds, materials, compositions, and/or dosage forms which are, within the scope of sound medical judgment, suitable for use in contact with the tissues of human beings and animals without excessive toxicity, irritation, allergic response, or other problem or complication, commensurate with a reasonable benefit/risk ratio.

- 20 The present invention also includes pharmaceutically acceptable salts of the compounds described herein. As used herein, "pharmaceutically acceptable salts" refers to derivatives of the disclosed compounds wherein the parent compound is modified by converting an existing acid or base moiety to its salt form. Examples of pharmaceutically acceptable salts include, but are not limited to, mineral or organic acid salts of basic residues such as amines; alkali or organic salts of acidic residues such as 25 carboxylic acids; and the like. The pharmaceutically acceptable salts of the present invention include the non-toxic salts of the parent compound formed, for example, from non-toxic inorganic or organic acids. The pharmaceutically acceptable salts of the present invention can be synthesized from the parent compound which contains a basic or acidic moiety by conventional chemical methods. Generally, such salts can be prepared by reacting the free acid or base forms of these compounds 30 with a stoichiometric amount of the appropriate base or acid in water or in an organic solvent, or in a mixture of the two; generally, non-aqueous media like ether, ethyl acetate, alcohols (e.g., methanol, ethanol, iso-propanol, or butanol) or acetonitrile (ACN) are preferred. Lists of suitable salts are found in Remington's Pharmaceutical Sciences, 17th ed., Mack Publishing Company, Easton, Pa., 1985, p. 1418 and Journal of Pharmaceutical Science, 66, 2 (1977).

- 35 The following abbreviations may be used herein: AcOH (acetic acid); Ac<sub>2</sub>O (acetic anhydride); aq. (aqueous); atm. (atmosphere(s)); Boc (*t*-butoxycarbonyl); br (broad); Cbz (carboxybenzyl); calc. (calculated); d (doublet); dd (doublet of doublets); DCM (dichloromethane); DEAD (diethyl azodicarboxylate); DIAD (*N,N'*-diisopropyl azodicarboxylate); DIPEA (*N,N*-diisopropylethylamine); 40 DMF (*N,N*-dimethylformamide); Et (ethyl); EtOAc (ethyl acetate); g (gram(s)); h (hour(s)); HATU (*N,N,N',N'*-tetramethyl-*O*-(7-azabenzotriazol-1-yl)uronium hexafluorophosphate); HCl (hydrochloric acid); HPLC (high performance liquid chromatography); Hz (hertz); J (coupling constant); LCMS (liquid chromatography - mass spectrometry); m (multiplet); M (molar); *m*CPBA (3-

chloroperoxybenzoic acid); MgSO<sub>4</sub> (magnesium sulfate); MS (Mass spectrometry); Me (methyl); MeCN (acetonitrile); MeOH (methanol); mg (milligram(s)); min. (minutes(s)); mL (milliliter(s)); mmol (millimole(s)); N (normal); NaHCO<sub>3</sub> (sodium bicarbonate); NaOH (sodium hydroxide); Na<sub>2</sub>SO<sub>4</sub> (sodium sulfate); NH<sub>4</sub>Cl (ammonium chloride); NH<sub>4</sub>OH (ammonium hydroxide); nM (nanomolar);

5 NMR (nuclear magnetic resonance spectroscopy); OTf(trifluoromethanesulfonate); Pd (palladium); Ph (phenyl); pM (picomolar); PMB (para-methoxybenzyl), POCl<sub>3</sub> (phosphoryl chloride); RP-HPLC (reverse phase high performance liquid chromatography); s (singlet); t (triplet or tertiary); TBS (tert-butyl dimethylsilyl); tert (tertiary); tt (triplet of triplets); *t*-Bu (*tert*-butyl); TFA (trifluoroacetic acid); THF (tetrahydrofuran); μg (microgram(s)); μL (microliter(s)); μM (micromolar); wt% (weight

10 percent).

### **Synthesis**

Compounds of the invention, including salts thereof, can be prepared using known organic synthesis

15 techniques and can be synthesized according to any of numerous possible synthetic routes.

The reactions for preparing compounds of the invention can be carried out in suitable solvents which can be readily selected by one of skill in the art of organic synthesis. Suitable solvents can be substantially nonreactive with the starting materials (reactants), the intermediates, or products at the

20 temperatures at which the reactions are carried out, e.g., temperatures which can range from the solvent's freezing temperature to the solvent's boiling temperature. A given reaction can be carried out in one solvent or a mixture of more than one solvent. Depending on the particular reaction step, suitable solvents for a particular reaction step can be selected by the skilled artisan.

25 Preparation of compounds of the invention can involve the protection and deprotection of various chemical groups. The need for protection and deprotection, and the selection of appropriate protecting groups, can be readily determined by one skilled in the art. The chemistry of protecting groups can be found, for example, in T.W. Greene and P.G.M. Wuts, *Protective Groups in Organic Synthesis*, 3rd. Ed., Wiley & Sons, Inc., New York (1999).

30 Reactions can be monitored according to any suitable method known in the art. For example, product formation can be monitored by spectroscopic means, such as nuclear magnetic resonance spectroscopy (e.g., <sup>1</sup>H or <sup>13</sup>C), infrared spectroscopy, spectrophotometry (e.g., UV-visible), or mass spectrometry, or by chromatography such as high performance liquid chromatography (HPLC) or thin

35 layer chromatography.

The expressions, "ambient temperature," "room temperature," and "r.t.," as used herein, are understood in the art, and refer generally to a temperature, e.g. a reaction temperature, that is about the temperature of the room in which the reaction is carried out, for example, a temperature from

40 about 20 °C to about 30 °C.

Compounds of the invention can be prepared according to numerous preparatory routes known in the literature. Example synthetic methods for preparing compounds of the invention are provided in the Schemes below.

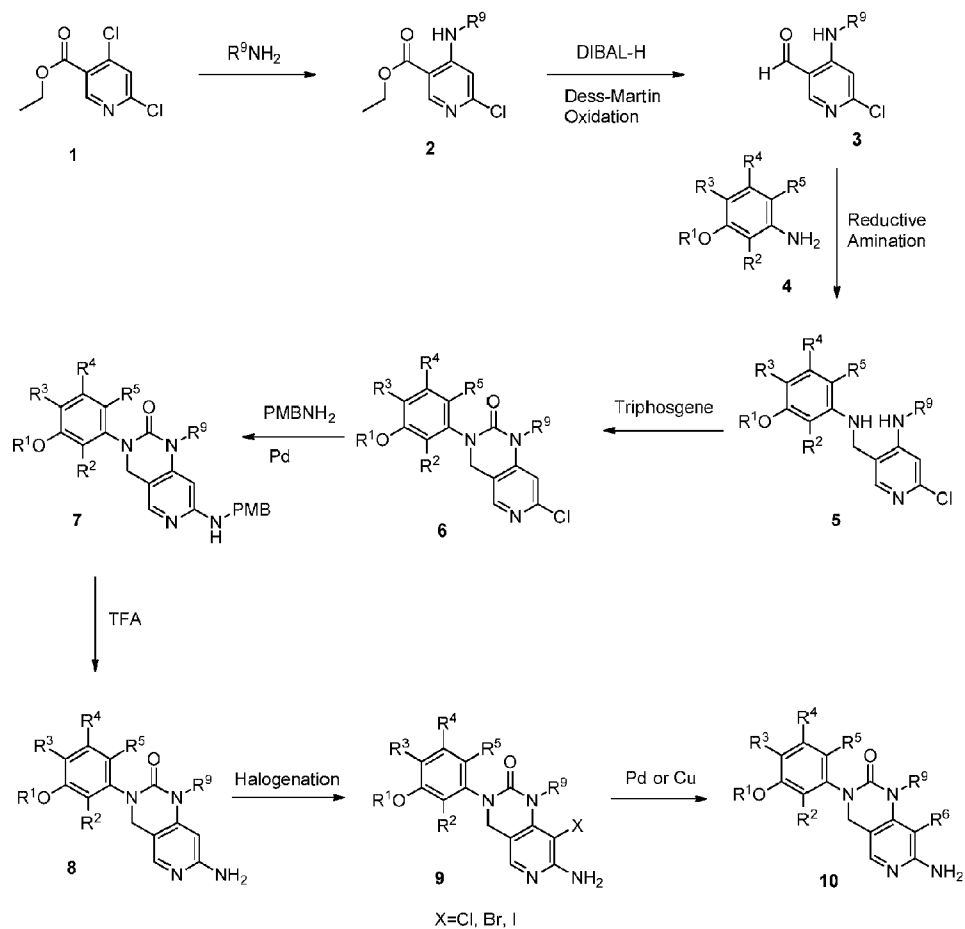
5

A series of bicyclic urea derivatives of formula **10** can be prepared by the methods outlined in **Scheme 1**. Amino ester **2** can be prepared by treating suitable amines  $R^9NH_2$  with ester **1**. The resulting ester **2** is subjected to a reduction-oxidation sequence to afford aldehyde **3**. Example reducing reagents include DIBAL-H (diisobutylaluminium hydride), LAH (lithium aluminium hydride),  
10 Super-H (lithium triethylborohydride), etc; and example oxidants include Dess-Martin Periodinane,  $MnO_2$ , Swern Oxidation, etc. The aniline compound **5** is synthesized by coupling aldehyde **3** and aniline **4** through reductive amination. Then cyclization of diamino compound **5** can be carried out with triphosgene or the equivalent such as carbonyldiimidazole (CDI), phosgene, diphosgene, etc. affording the bicyclic urea derivatives of formula **6**. Displacement of the chloride with 4-

- 15 methoxybenzylamine (PMB- $NH_2$ ) with the aid of a palladium catalyst and then deprotection of PMB (4-methoxybenzyl) group with Trifluoroacetic acid (TFA) can provide the aminopyridine compound **8**. Halogenation of the pyridine ring with an appropriate halogenation reagent such as, for example, NBS (N-bromosuccinimide), NCS (N-chlorosuccinimide)NIS (N-iodosuccinimide), etc., can introduce a halogen for further elaboration. A variety of groups can be attached through palladium catalyzed  
20 coupling including, but not limited to, Suzuki coupling, Stille coupling, Negishi coupling, Sonogashira

coupling, ect. and copper catalyzed Ullmann coupling to afford compound **10**.

**Scheme 1**

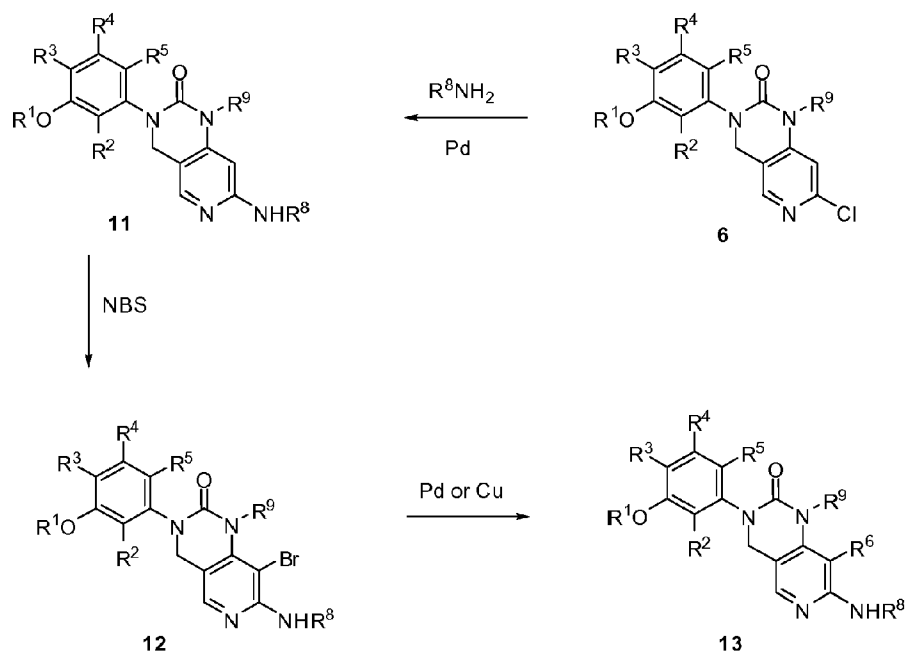


A series of aniline derivatives of formula **13** can be prepared by the methods outlined in **Scheme 2**.

- 5 Displacement of the chloride **6** with  $\text{R}^8\text{-NH}_2$  in the presence of palladium catalyst can provide the aminopyridine compound **11**. Halogenation of the pyridine ring with an appropriate halogenating reagent such as NBS, NCS, NIS, etc. can provide compound **12** for further elaboration. Palladium catalyzed coupling of compound **12** by, for example, Suzuki coupling, Stille coupling, Negishi

coupling, Sonogashira coupling, etc. or copper catalyzed Ullmann coupling can afford compound **13**.

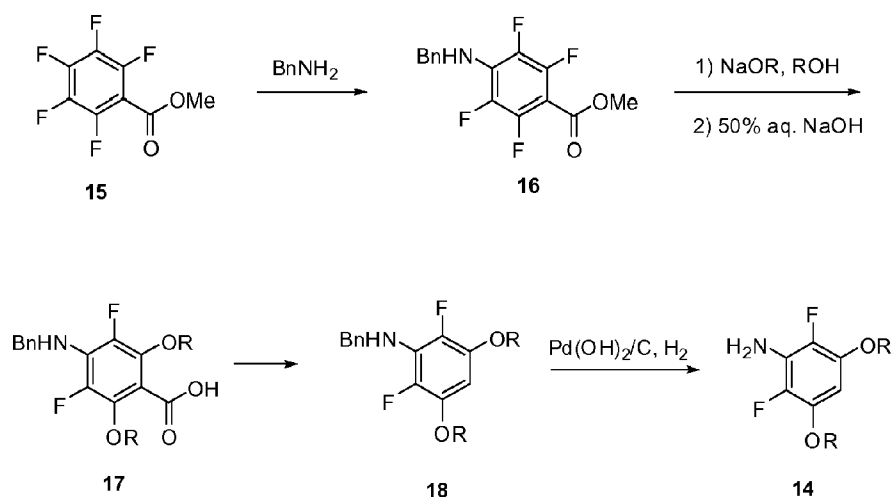
Scheme 2



A series of aniline derivatives **14** can be prepared according to the procedures outlined in **Scheme 3**.

- 5 Displacement of fluorine in compound **15** with benzylamine ( $BnNH_2$ ) provides the aniline **16** which can be converted to bis-ether by reacting with a suitable sodium alkoxide ( $NaOR$  where  $R$  is alkyl) followed by saponification to provide acid **17**. Compound **18** can be obtained by decarboxylation of benzoic acid **17**, followed by hydrogenation to remove the protecting group to afford aniline **14**.

Scheme 3

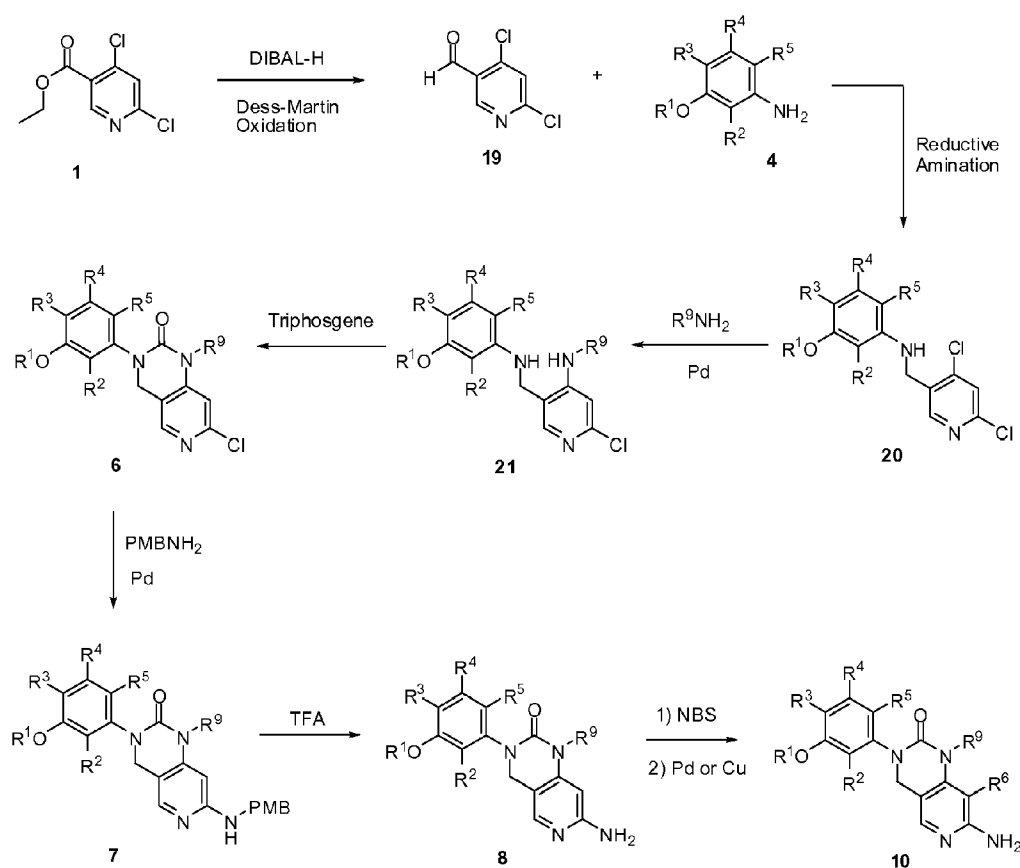


10

An alternative synthesis of compound **8** is outlined in **Scheme 4**. Ester **1** is reduced and oxidized to the corresponding aldehyde **19**. The reductive amination on this aldehyde with aniline **4** affords aniline **20**, which can be subjected to palladium catalyzed amination to provide intermediate aniline

5. The synthesis of compound **8** from aniline **5** follows the same procedure described in **Scheme 1**.

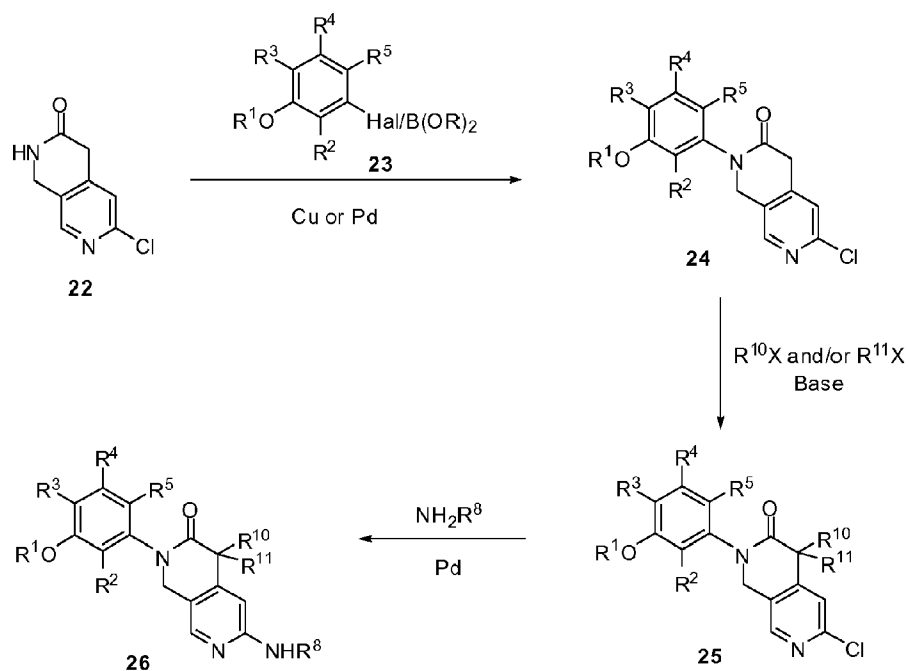
**Scheme 4**



Compounds of formula **26** can be prepared by the methods outlined in **Scheme 5**. Lactam **24** can be prepared from compounds **22** and **23** using Palladium-catalyzed Buchwald-Hartwig-type reactions or copper-mediated Ullmann-type and Chan-Lam-type N-arylation reactions.  $\alpha$ -Substituted lactam **25** can be obtained by treating compound **24** with a base such as, for example,  $K_2CO_3$  or  $Cs_2CO_3$  in DMF or acetonitrile, and followed by the addition of halides  $R^{10}X$  and/or  $R^{11}X$  (X is halo such as Cl or Br). Chloride **25** can be converted to the corresponding aminopyridine **26** under Buchwald-Hartwig amination conditions using reagents such as, for example,  $Pd(OAc)_2/Xantphos/Cs_2CO_3$  or

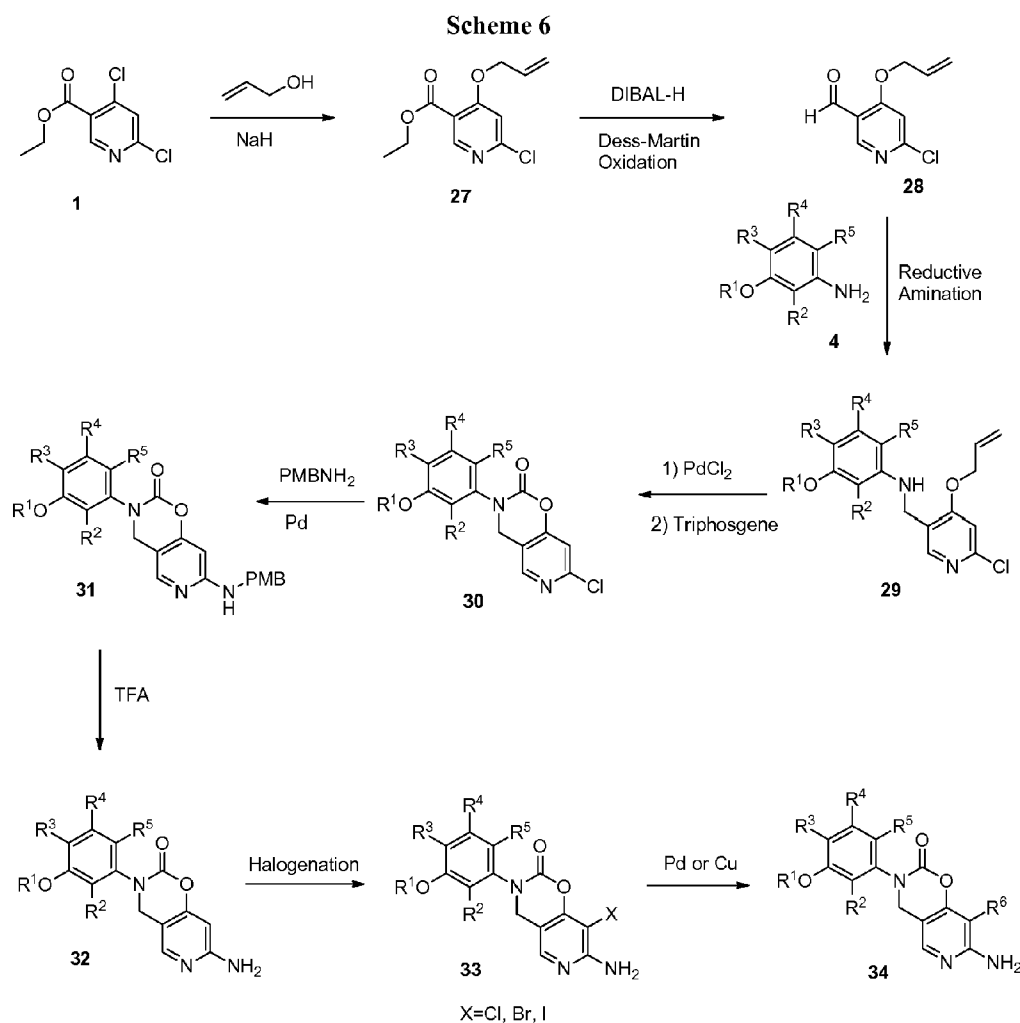
$\text{Pd}_2(\text{dba})_3/\text{BINAP}/\text{NaOtBu}$ , etc.

Scheme 5



Compounds of formula **34** can be prepared by the methods outlined in **Scheme 6**. Ester **27** can be prepared by selective displacement of chloride with sodium allyloxide. The resulting ester **27** is subjected to a reduction-oxidation sequence to afford aldehyde **28**. Example reducing reagents include DIBAL-H (diisobutylaluminium hydride), LAH (lithium aluminium hydride), Super-H (lithium triethylborohydride), etc; and example oxidants include Dess-Martin Periodinane,  $\text{MnO}_2$ , Swern Oxidation, etc. The aniline compound **29** is synthesized by coupling aldehyde **28** and aniline **4** through reductive amination. After the removal of allyl group by palladium dichloride, then cyclization of amino hydroxyl intermediate can be carried out with triphosgene or the equivalent such as carbonyldiimidazole (CDI), phosgene, diphosgene, etc. affording the bicyclic carbamate derivatives of formula **30**. The synthesis of compound **34** from carbamate **30** follows the same procedure as

described in **Scheme 1**.

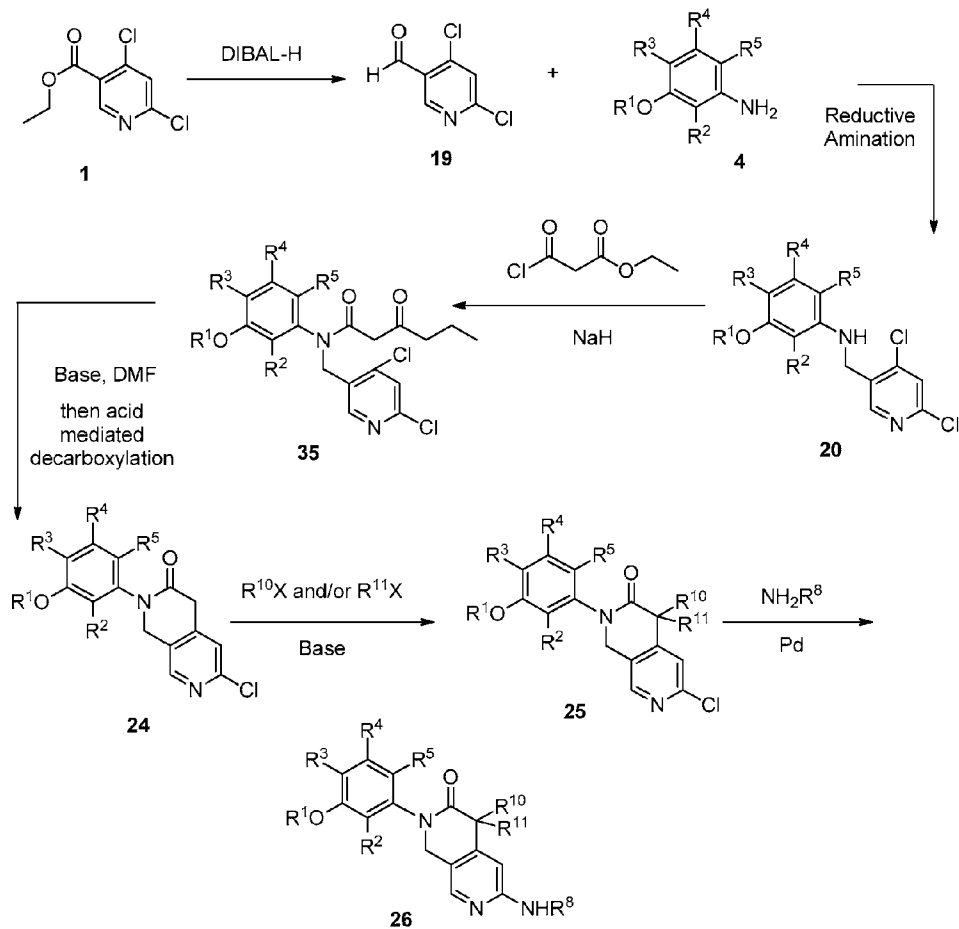


An alternative synthesis of compound **26** is outlined in **Scheme 7**. Ester **1** is reduced to the  
 5 corresponding aldehyde **19**. Then reductive amination of aldehyde **19** with aniline **4** affords  
 compound **20**, which can be treated with ethyl 3-chloro-3-oxopropanoate in the presence of NaH in  
 THF to provide intermediate aniline **35**. Lactam **24** can be prepared by treatment of compound **35**  
 with a strong base such as, but not limited to, NaH or Cs<sub>2</sub>CO<sub>3</sub> in DMF, then followed by an acid, for  
 example, HCl mediated decarboxylation.  $\alpha$ -Substituted lactam **25** can be obtained by treating  
 10 compound **24** with a suitable base such as, NaH or Cs<sub>2</sub>CO<sub>3</sub> in DMF and followed by the addition of  
 halides R<sup>10</sup>X and/or R<sup>11</sup>X (X is halo such as Cl or Br). Chloride **25** can be converted to the  
 corresponding aminopyridine **26** under Buchwald-Hartwig amination conditions using reagents such



as, but not limited to, Pd(OAc)<sub>2</sub>/Xantphos/Cs<sub>2</sub>CO<sub>3</sub> or Pd(OAc)<sub>2</sub>/BrettPhos/NaOtBu.

Scheme 7



### Methods of Use

5

Compounds of the invention can inhibit activity of one or more FGFR enzymes. For example, the compounds of the invention can be used to inhibit activity of an FGFR enzyme in a cell or in an individual or patient in need of inhibition of the enzyme by administering an inhibiting amount of a compound of the invention to the cell, individual, or patient.

10

In some embodiments, the compounds of the invention are inhibitors of one or more of FGFR1, FGFR2, FGFR3, and FGFR4. In some embodiments, the compounds of the invention inhibit each of FGFR1, FGFR2, and FGFR3. In some embodiments, the compounds of the invention are selective for one or more FGFR enzymes. In some embodiments, the compounds of the invention are selective for one or more FGFR enzymes over VEGFR2. In some embodiments, the selectivity is 2-fold or more, 3-fold or more, 5-fold or more, 10-fold or more, 50-fold or more, or 100-fold or more.

15

As FGFR inhibitors, the compounds of the invention are useful in the treatment of various diseases associated with abnormal expression or activity of FGFR enzymes or FGFR ligands.

- 5 For example, the compounds of the invention are useful in the treatment of cancer. Example cancers include bladder cancer, breast cancer, cervical cancer, colorectal cancer, cancer of the small intestine, colon cancer, rectal cancer, cancer of the anus, endometrial cancer, gastric cancer, head and neck cancer (e.g., cancers of the larynx, hypopharynx, nasopharynx, oropharynx, lips, and mouth), kidney cancer, liver cancer (e.g., hepatocellular carcinoma, cholangiocellular carcinoma), lung cancer (e.g.,  
10 adenocarcinoma, small cell lung cancer and non-small cell lung carcinomas, parvicellular and non-parvicellular carcinoma, bronchial carcinoma, bronchial adenoma, pleuropulmonary blastoma), ovarian cancer, prostate cancer, testicular cancer, uterine cancer, esophageal cancer, gall bladder cancer, pancreatic cancer (e.g. exocrine pancreatic carcinoma), stomach cancer, thyroid cancer, parathyroid cancer, skin cancer (e.g., squamous cell carcinoma, Kaposi sarcoma, Merkel cell skin  
15 cancer), and brain cancer (e.g., astrocytoma, medulloblastoma, ependymoma, neuro-ectodermal tumors, pineal tumors).

- Further example cancers include hematopoietic malignancies such as leukemia or lymphoma, multiple myeloma, chronic lymphocytic lymphoma, adult T cell leukemia, B-cell lymphoma, cutaneous T-cell  
20 lymphoma, acute myelogenous leukemia, Hodgkin's or non-Hodgkin's lymphoma, myeloproliferative neoplasms (e.g., polycythemia vera, essential thrombocythemia, and primary myelofibrosis), Waldenstrom's Macroglobulinemia, hairy cell lymphoma, chronic myelogenous lymphoma, acute lymphoblastic lymphoma, AIDS-related lymphomas, and Burkitt's lymphoma.
- 25 Other cancers treatable with the compounds of the invention include tumors of the eye, glioblastoma, melanoma, rhabdosarcoma, lymphosarcoma, and osteosarcoma.

- In addition to oncogenic neoplasms, the compounds of the invention can be useful in the treatment of skeletal and chondrocyte disorders including, but not limited to, achondroplasia, hypochondroplasia,  
30 dwarfism, thanatophoric dysplasia (TD) (clinical forms TD I and TD II), Apert syndrome, Crouzon syndrome, Jackson-Weiss syndrome, Beare-Stevenson cutis gyrate syndrome, Pfeiffer syndrome, and craniosynostosis syndromes.

- The compounds of the invention can also be useful in the treatment of hypophosphatemia disorders  
35 including, for example, X-linked hypophosphatemic rickets, autosomal recessive hypophosphatemic rickets, autosomal dominant hypophosphatemic rickets, and tumor-induced osteromalacia.

- The compounds of the invention may further be useful in the treatment of fibrotic diseases, such as where a disease symptom or disorder is characterized by fibrosis. Example fibrotic diseases include  
40 liver cirrhosis, glomerulonephritis, pulmonary fibrosis, systemic fibrosis, rheumatoid arthritis, and wound healing.

The compounds of the invention can also be useful in the treatment of psoriasis, keloids, bullous skin

disorders, atherosclerosis, restenosis, mesangial cell proliferative disorders, glomerulopathy, diabetic nephropathy, kidney diseases, and benign prostate hyperplasia.

The compounds of the invention can also be useful in the treatment of various eye diseases including,  
5 for example, age-related macular degeneration, dry macular degeneration, ischemic retinal vein occlusion, diabetic macula edema, diabetic retinopathy, and retinopathy of prematurity.

The compounds of the invention can also be useful in the inhibition of tumor metastasis.

10 As used herein, the term "cell" is meant to refer to a cell that is *in vitro*, *ex vivo* or *in vivo*. In some embodiments, an *ex vivo* cell can be part of a tissue sample excised from an organism such as a mammal. In some embodiments, an *in vitro* cell can be a cell in a cell culture. In some embodiments, an *in vivo* cell is a cell living in an organism such as a mammal.

15 As used herein, the term "contacting" refers to the bringing together of indicated moieties in an *in vitro* system or an *in vivo* system. For example, "contacting" the FGFR enzyme with a compound of the invention includes the administration of a compound of the present invention to an individual or patient, such as a human, having FGFR, as well as, for example, introducing a compound of the invention into a sample containing a cellular or purified preparation containing the FGFR enzyme.

20 As used herein, the term "individual" or "patient," used interchangeably, refers to any animal, including mammals, preferably mice, rats, other rodents, rabbits, dogs, cats, swine, cattle, sheep, horses, or primates, and most preferably humans.

25 As used herein, the phrase "therapeutically effective amount" refers to the amount of active compound or pharmaceutical agent that elicits the biological or medicinal response in a tissue, system, animal, individual or human that is being sought by a researcher, veterinarian, medical doctor or other clinician.

30 As used herein the term "treating" or "treatment" refers to 1) preventing the disease; for example, preventing a disease, condition or disorder in an individual who may be predisposed to the disease, condition or disorder but does not yet experience or display the pathology or symptomatology of the disease; 2) inhibiting the disease; for example, inhibiting a disease, condition or disorder in an individual who is experiencing or displaying the pathology or symptomatology of the disease,  
35 condition or disorder (*i.e.*, arresting further development of the pathology and/or symptomatology), or 3) ameliorating the disease; for example, ameliorating a disease, condition or disorder in an individual who is experiencing or displaying the pathology or symptomatology of the disease, condition or disorder (*i.e.*, reversing the pathology and/or symptomatology).

### **Combination Therapy**

40

One or more additional pharmaceutical agents or treatment methods such as, for example, anti-viral agents, chemotherapeutics or other anti-cancer agents, immune enhancers, immunosuppressants, radiation, anti-tumor and anti-viral vaccines, cytokine therapy (e.g., IL2, GM-CSF, etc.), and/or

5 tyrosine kinase inhibitors can be used in combination with the compounds of the present invention for treatment of FGFR-associated diseases, disorders or conditions. The agents can be combined with the present compounds in a single dosage form, or the agents can be administered simultaneously or sequentially as separate dosage forms.

10 Suitable antiviral agents contemplated for use in combination with the compounds of the present invention can comprise nucleoside and nucleotide reverse transcriptase inhibitors (NRTIs), non-nucleoside reverse transcriptase inhibitors (NNRTIs), protease inhibitors and other antiviral drugs.

Example suitable NRTIs include zidovudine (AZT); didanosine (ddl); zalcitabine (ddC); stavudine

15 (d4T); lamivudine (3TC); abacavir (1592U89); adefovir dipivoxil [bis(POM)-PMEA]; lobucavir (BMS-180194); BCH-10652; emitricitabine [(-)-FTC]; beta-L-FD4 (also called beta-L-D4C and named beta-L-2', 3'-dideoxy-5-fluoro-cytidine); DAPD, ((-)-beta-D-2,6,-diamino-purine dioxolane); and lodenosine (FddA). Typical suitable NNRTIs include nevirapine (BI-RG-587); delaviradine (BHAP, U-90152); efavirenz (DMP-266); PNU-142721; AG-1549; MKC-442 (1-(ethoxy-methyl)-5-(1-

20 methylethyl)-6-(phenylmethyl)-(2,4(1H,3H)-pyrimidinedione); and (+)-calanolide A (NSC-675451) and B. Typical suitable protease inhibitors include saquinavir (Ro 31-8959); ritonavir (ABT-538); indinavir (MK-639); nelfinavir (AG-1343); amprenavir (141W94); lasinavir (BMS-234475); DMP-450; BMS-2322623; ABT-378; and AG-1 549. Other antiviral agents include hydroxyurea, ribavirin, IL-2, IL-12, pentafuside and Yissum Project No. 11607.

25

Suitable agents for use in combination with the compounds of the present invention for the treatment of cancer include chemotherapeutic agents, targeted cancer therapies, immunotherapies or radiation therapy. Compounds of this invention may be effective in combination with anti-hormonal agents for treatment of breast cancer and other tumors. Suitable examples are anti-estrogen agents including

30 but not limited to tamoxifen and toremifene, aromatase inhibitors including but not limited to letrozole, anastrozole, and exemestane, adrenocorticosteroids (e.g. prednisone), progestins (e.g. megestrol acetate), and estrogen receptor antagonists (e.g. fulvestrant). Suitable anti-hormone agents used for treatment of prostate and other cancers may also be combined with compounds of the present invention. These include anti-androgens including but not limited to flutamide,

35 bicalutamide, and nilutamide, luteinizing hormone-releasing hormone (LHRH) analogs including leuprolide, goserelin, triptorelin, and histrelin, LHRH antagonists (e.g. degarelix), androgen receptor blockers (e.g. enzalutamide) and agents that inhibit androgen production (e.g. abiraterone).

Compounds of the present invention may be combined with or in sequence with other agents against

40 membrane receptor kinases especially for patients who have developed primary or acquired resistance to the targeted therapy. These therapeutic agents include inhibitors or antibodies against EGFR, Her2, VEGFR, c-Met, Ret, IGFR1, or Flt-3 and against cancer-associated fusion protein kinases such as Bcr-Abl and EML4-Alk. Inhibitors against EGFR include gefitinib and erlotinib, and inhibitors

against EGFR/Her2 include but are not limited to dacomitinib, afatinib, lapatinib and neratinib. Antibodies against the EGFR include but are not limited to cetuximab, panitumumab and necitumumab. Inhibitors of c-Met may be used in combination with FGFR inhibitors. These include onartumzumab, tivantnib, and INC-280. Agents against Abl (or Bcr-Abl) include imatinib, dasatinib, 5 nilotinib, and ponatinib and those against Alk (or EML4-ALK) include crizotinib.

Angiogenesis inhibitors may be efficacious in some tumors in combination with FGFR inhibitors. These include antibodies against VEGF or VEGFR or kinase inhibitors of VEGFR. Antibodies or other therapeutic proteins against VEGF include bevacizumab and aflibercept. Inhibitors of VEGFR kinases 10 and other anti-angiogenesis inhibitors include but are not limited to sunitinib, sorafenib, axitinib, cediranib, pazopanib, regorafenib, brivanib, and vandetanib

Activation of intracellular signaling pathways is frequent in cancer, and agents targeting components of these pathways have been combined with receptor targeting agents to enhance efficacy and 15 reduce resistance. Examples of agents that may be combined with compounds of the present invention include inhibitors of the PI3K-AKT-mTOR pathway, inhibitors of the Raf-MAPK pathway, inhibitors of JAK-STAT pathway, and inhibitors of protein chaperones and cell cycle progression.

Agents against the PI3 kinase include but are not limited to ipilimumab, idelalisib, buparlisib. Inhibitors 20 of mTOR such as rapamycin, sirolimus, temsirolimus, and everolimus may be combined with FGFR inhibitors. Other suitable examples include but are not limited to vemurafenib and dabrafenib (Raf inhibitors) and trametinib, selumetinib and GDC-0973 (MEK inhibitors). Inhibitors of one or more JAKs (e.g., ruxolitinib, baricitinib, tofacitinib), Hsp90 (e.g., tanespimycin), cyclin dependent kinases (e.g., palbociclib), HDACs (e.g., panobinostat), PARP (e.g., olaparib), and proteasomes (e.g., 25 bortezomib, carfilzomib) can also be combined with compounds of the present invention. In some embodiments, the JAK inhibitor is selective for JAK1 over JAK2 and JAK3.

Other suitable agents for use in combination with the compounds of the present invention include chemotherapy combinations such as platinum-based doublets used in lung cancer and other solid 30 tumors (cisplatin or carboplatin plus gemcitabine; cisplatin or carboplatin plus docetaxel; cisplatin or carboplatin plus paclitaxel; cisplatin or carboplatin plus pemetrexed) or gemcitabine plus paclitaxel bound particles (Abraxane®).

Suitable chemotherapeutic or other anti-cancer agents include, for example, alkylating agents 35 (including, without limitation, nitrogen mustards, ethylenimine derivatives, alkyl sulfonates, nitrosoureas and triazines) such as uracil mustard, chlormethine, cyclophosphamide (Cytosan™), ifosfamide, melphalan, chlorambucil, pipobroman, triethylene-melamine, triethylenethiophosphoramine, busulfan, carmustine, lomustine, streptozocin, dacarbazine, and temozolomide.

40 Other suitable agents for use in combination with the compounds of the present invention include: dacarbazine (DTIC), optionally, along with other chemotherapy drugs such as carmustine (BCNU) and cisplatin; the "Dartmouth regimen," which consists of DTIC, BCNU, cisplatin and tamoxifen; a

combination of cisplatin, vinblastine, and DTIC; or temozolomide. Compounds according to the invention may also be combined with immunotherapy drugs, including cytokines such as interferon alpha, interleukin 2, and tumor necrosis factor (TNF) in.

- 5 Suitable chemotherapeutic or other anti-cancer agents include, for example, antimetabolites (including, without limitation, folic acid antagonists, pyrimidine analogs, purine analogs and adenosine deaminase inhibitors) such as methotrexate, 5-fluorouracil, floxuridine, cytarabine, 6-mercaptopurine, 6-thioguanine, fludarabine phosphate, pentostatine, and gemcitabine.
- 10 Suitable chemotherapeutic or other anti-cancer agents further include, for example, certain natural products and their derivatives (for example, vinca alkaloids, antitumor antibiotics, enzymes, lymphokines and epipodophyllotoxins) such as vinblastine, vincristine, vindesine, bleomycin, dactinomycin, daunorubicin, doxorubicin, epirubicin, idarubicin, ara-C, paclitaxel (TAXOL™), mithramycin, deoxycoformycin, mitomycin-C, L-asparaginase, interferons (especially IFN-a),
- 15 etoposide, and teniposide.

Other cytotoxic agents include navelbene, CPT-11, anastrozole, letrozole, capecitabine, reloxafine, cyclophosphamide, ifosamide, and droloxafine.

- 20 Also suitable are cytotoxic agents such as epidophyllotoxin; an antineoplastic enzyme; a topoisomerase inhibitor; procarbazine; mitoxantrone; platinum coordination complexes such as cisplatin and carboplatin; biological response modifiers; growth inhibitors; antihormonal therapeutic agents; leucovorin; tegafur; and haematopoietic growth factors.
- 25 Other anti-cancer agent(s) include antibody therapeutics such as trastuzumab (Herceptin), antibodies to costimulatory molecules such as CTLA-4, 4-1BB and PD-1, or antibodies to cytokines (IL-10, TGF- $\beta$ , etc.).

- Other anti-cancer agents also include those that block immune cell migration such as antagonists to
- 30 chemokine receptors, including CCR2 and CCR4.

Other anti-cancer agents also include those that augment the immune system such as adjuvants or adoptive T cell transfer.

- 35 Anti-cancer vaccines include dendritic cells, synthetic peptides, DNA vaccines and recombinant viruses.

- Methods for the safe and effective administration of most of these chemotherapeutic agents are known to those skilled in the art. In addition, their administration is described in the standard
- 40 literature. For example, the administration of many of the chemotherapeutic agents is described in the "Physicians' Desk Reference" (PDR, e.g., 1996 edition, Medical Economics Company, Montvale, NJ).

**Pharmaceutical Formulations and Dosage Forms**

When employed as pharmaceuticals, the compounds of the invention can be administered in the form of pharmaceutical compositions which refers to a combination of a compound of the invention, or its pharmaceutically acceptable salt, and at least one pharmaceutically acceptable carrier. These compositions can be prepared in a manner well known in the pharmaceutical art, and can be administered by a variety of routes, depending upon whether local or systemic treatment is desired and upon the area to be treated. Administration may be topical (including ophthalmic and to mucous membranes including intranasal, vaginal and rectal delivery), pulmonary (e.g., by inhalation or insufflation of powders or aerosols, including by nebulizer; intratracheal, intranasal, epidermal and transdermal), ocular, oral or parenteral. Methods for ocular delivery can include topical administration (eye drops), subconjunctival, periocular or intravitreal injection or introduction by balloon catheter or ophthalmic inserts surgically placed in the conjunctival sac. Parenteral administration includes intravenous, intraarterial, subcutaneous, intraperitoneal, or intramuscular injection or infusion; or intracranial, e.g., intrathecal or intraventricular, administration. Parenteral administration can be in the form of a single bolus dose, or may be, for example, by a continuous perfusion pump. Pharmaceutical compositions and formulations for topical administration may include transdermal patches, ointments, lotions, creams, gels, drops, suppositories, sprays, liquids and powders. Conventional pharmaceutical carriers, aqueous, powder or oily bases, thickeners and the like may be necessary or desirable.

This invention also includes pharmaceutical compositions which contain, as the active ingredient, one or more of the compounds of the invention above in combination with one or more pharmaceutically acceptable carriers. In making the compositions of the invention, the active ingredient is typically mixed with an excipient, diluted by an excipient or enclosed within such a carrier in the form of, for example, a capsule, sachet, paper, or other container. When the excipient serves as a diluent, it can be a solid, semi-solid, or liquid material, which acts as a vehicle, carrier or medium for the active ingredient. Thus, the compositions can be in the form of tablets, pills, powders, lozenges, sachets, cachets, elixirs, suspensions, emulsions, solutions, syrups, aerosols (as a solid or in a liquid medium), ointments containing, for example, up to 10 % by weight of the active compound, soft and hard gelatin capsules, suppositories, sterile injectable solutions, and sterile packaged powders.

In preparing a formulation, the active compound can be milled to provide the appropriate particle size prior to combining with the other ingredients. If the active compound is substantially insoluble, it can be milled to a particle size of less than 200 mesh. If the active compound is substantially water soluble, the particle size can be adjusted by milling to provide a substantially uniform distribution in the formulation, e.g. about 40 mesh.

Some examples of suitable excipients include lactose, dextrose, sucrose, sorbitol, mannitol, starches, gum acacia, calcium phosphate, alginates, tragacanth, gelatin, calcium silicate, microcrystalline cellulose, polyvinylpyrrolidone, cellulose, water, syrup, and methyl cellulose. The formulations can

additionally include: lubricating agents such as talc, magnesium stearate, and mineral oil; wetting agents; emulsifying and suspending agents; preserving agents such as methyl- and propylhydroxybenzoates; sweetening agents; and flavoring agents. The compositions of the invention can be formulated so as to provide quick, sustained or delayed release of the active ingredient after  
5 administration to the patient by employing procedures known in the art.

The compositions can be formulated in a unit dosage form, each dosage containing from about 5 to about 100 mg, more usually about 10 to about 30 mg, of the active ingredient. The term "unit dosage forms" refers to physically discrete units suitable as unitary dosages for human subjects and other  
10 mammals, each unit containing a predetermined quantity of active material calculated to produce the desired therapeutic effect, in association with a suitable pharmaceutical excipient.

The active compound can be effective over a wide dosage range and is generally administered in a pharmaceutically effective amount. It will be understood, however, that the amount of the compound  
15 actually administered will usually be determined by a physician, according to the relevant circumstances, including the condition to be treated, the chosen route of administration, the actual compound administered, the age, weight, and response of the individual patient, the severity of the patient's symptoms, and the like.

20 For preparing solid compositions such as tablets, the principal active ingredient is mixed with a pharmaceutical excipient to form a solid pre-formulation composition containing a homogeneous mixture of a compound of the present invention. When referring to these pre-formulation compositions as homogeneous, the active ingredient is typically dispersed evenly throughout the composition so that the composition can be readily subdivided into equally effective unit dosage  
25 forms such as tablets, pills and capsules. This solid pre-formulation is then subdivided into unit dosage forms of the type described above containing from, for example, 0.1 to about 500 mg of the active ingredient of the present invention.

The tablets or pills of the present invention can be coated or otherwise compounded to provide a  
30 dosage form affording the advantage of prolonged action. For example, the tablet or pill can comprise an inner dosage and an outer dosage component, the latter being in the form of an envelope over the former. The two components can be separated by an enteric layer which serves to resist disintegration in the stomach and permit the inner component to pass intact into the duodenum or to be delayed in release. A variety of materials can be used for such enteric layers or coatings, such  
35 materials including a number of polymeric acids and mixtures of polymeric acids with such materials as shellac, cetyl alcohol, and cellulose acetate.

The liquid forms in which the compounds and compositions of the present invention can be incorporated for administration orally or by injection include aqueous solutions, suitably flavored  
40 syrups, aqueous or oil suspensions, and flavored emulsions with edible oils such as cottonseed oil, sesame oil, coconut oil, or peanut oil, as well as elixirs and similar pharmaceutical vehicles.

Compositions for inhalation or insufflation include solutions and suspensions in pharmaceutically



acceptable, aqueous or organic solvents, or mixtures thereof, and powders. The liquid or solid compositions may contain suitable pharmaceutically acceptable excipients as described supra. In some embodiments, the compositions are administered by the oral or nasal respiratory route for local or systemic effect. Compositions can be nebulized by use of inert gases. Nebulized solutions may  
5 be breathed directly from the nebulizing device or the nebulizing device can be attached to a face mask tent, or intermittent positive pressure breathing machine. Solution, suspension, or powder compositions can be administered orally or nasally from devices which deliver the formulation in an appropriate manner.

10 The amount of compound or composition administered to a patient will vary depending upon what is being administered, the purpose of the administration, such as prophylaxis or therapy, the state of the patient, the manner of administration, and the like. In therapeutic applications, compositions can be administered to a patient already suffering from a disease in an amount sufficient to cure or at least partially arrest the symptoms of the disease and its complications. Effective doses will depend  
15 on the disease condition being treated as well as by the judgment of the attending clinician depending upon factors such as the severity of the disease, the age, weight and general condition of the patient, and the like.

The compositions administered to a patient can be in the form of pharmaceutical compositions  
20 described above. These compositions can be sterilized by conventional sterilization techniques, or may be sterile filtered. Aqueous solutions can be packaged for use as is, or lyophilized, the lyophilized preparation being combined with a sterile aqueous carrier prior to administration. The pH of the compound preparations typically will be between 3 and 11, more preferably from 5 to 9 and most preferably from 7 to 8. It will be understood that use of certain of the foregoing excipients, carriers,  
25 or stabilizers will result in the formation of pharmaceutical salts.

The therapeutic dosage of the compounds of the present invention can vary according to, for example, the particular use for which the treatment is made, the manner of administration of the compound, the health and condition of the patient, and the judgment of the prescribing physician.  
30 The proportion or concentration of a compound of the invention in a pharmaceutical composition can vary depending upon a number of factors including dosage, chemical characteristics (e.g., hydrophobicity), and the route of administration. For example, the compounds of the invention can be provided in an aqueous physiological buffer solution containing about 0.1 to about 10% w/v of the compound for parenteral administration. Some typical dose ranges are from about 1  $\mu\text{g}/\text{kg}$  to about 1  
35  $\text{g}/\text{kg}$  of body weight per day. In some embodiments, the dose range is from about 0.01  $\text{mg}/\text{kg}$  to about 100  $\text{mg}/\text{kg}$  of body weight per day. The dosage is likely to depend on such variables as the type and extent of progression of the disease or disorder, the overall health status of the particular patient, the relative biological efficacy of the compound selected, formulation of the excipient, and its route of administration. Effective doses can be extrapolated from dose-response curves derived from  
40 *in vitro* or animal model test systems.

The compounds of the invention can also be formulated in combination with one or more additional

active ingredients which can include any pharmaceutical agent such as anti-viral agents, vaccines, antibodies, immune enhancers, immune suppressants, antiinflammatory agents and the like.

**Labeled Compounds and Assay Methods**

5

Another aspect of the present invention relates to fluorescent dye, spin label, heavy metal or radio-labeled compounds of the invention that would be useful not only in imaging but also in assays, both *in vitro* and *in vivo*, for localizing and quantitating the FGFR enzyme in tissue samples, including human, and for identifying FGFR enzyme ligands by inhibition binding of a labeled compound.

10 Accordingly, the present invention includes FGFR enzyme assays that contain such labeled compounds.

The present invention further includes isotopically-labeled compounds of the invention. An "isotopically" or "radio-labeled" compound is a compound of the invention where one or more atoms

15 are replaced or substituted by an atom having an atomic mass or mass number different from the atomic mass or mass number typically found in nature (i.e., naturally occurring). Suitable radionuclides that may be incorporated in compounds of the present invention include but are not limited to  $^2\text{H}$  (also written as D for deuterium),  $^3\text{H}$  (also written as T for tritium),  $^{11}\text{C}$ ,  $^{13}\text{C}$ ,  $^{14}\text{C}$ ,  $^{13}\text{N}$ ,  $^{15}\text{N}$ ,  $^{15}\text{O}$ ,  $^{17}\text{O}$ ,  $^{18}\text{O}$ ,  $^{18}\text{F}$ ,  $^{35}\text{S}$ ,  $^{36}\text{Cl}$ ,  $^{82}\text{Br}$ ,  $^{75}\text{Br}$ ,  $^{76}\text{Br}$ ,  $^{77}\text{Br}$ ,  $^{123}\text{I}$ ,  $^{124}\text{I}$ ,  $^{125}\text{I}$  and  $^{131}\text{I}$ . The radionuclide that is

20 incorporated in the instant radio-labeled compounds will depend on the specific application of that radio-labeled compound. For example, for *in vitro* FGFR enzyme labeling and competition assays, compounds that incorporate  $^3\text{H}$ ,  $^{14}\text{C}$ ,  $^{82}\text{Br}$ ,  $^{125}\text{I}$ ,  $^{131}\text{I}$ , or  $^{35}\text{S}$  will generally be most useful. For radio-imaging applications  $^{11}\text{C}$ ,  $^{18}\text{F}$ ,  $^{125}\text{I}$ ,  $^{123}\text{I}$ ,  $^{124}\text{I}$ ,  $^{131}\text{I}$ ,  $^{75}\text{Br}$ ,  $^{76}\text{Br}$  or  $^{77}\text{Br}$  will generally be most useful.

25 It is understood that a "radio-labeled" or "labeled compound" is a compound that has incorporated at least one radionuclide. In some embodiments the radionuclide is selected from the group consisting of  $^3\text{H}$ ,  $^{14}\text{C}$ ,  $^{125}\text{I}$ ,  $^{35}\text{S}$  and  $^{82}\text{Br}$ .

Synthetic methods for incorporating radio-isotopes into organic compounds are applicable to compounds of the invention and are well known in the art.

30

A radio-labeled compound of the invention can be used in a screening assay to identify/evaluate compounds. In general terms, a newly synthesized or identified compound (i.e., test compound) can be evaluated for its ability to reduce binding of the radio-labeled compound of the invention to the FGFR enzyme. Accordingly, the ability of a test compound to compete with the radio-labeled

35 compound for binding to the FGFR enzyme directly correlates to its binding affinity.

**Kits**

The present invention also includes pharmaceutical kits useful, for example, in the treatment or  
40 prevention of FGFR-associated diseases or disorders, obesity, diabetes and other diseases referred to

herein which include one or more containers containing a pharmaceutical composition comprising a therapeutically effective amount of a compound of the invention. Such kits can further include, if desired, one or more of various conventional pharmaceutical kit components, such as, for example, containers with one or more pharmaceutically acceptable carriers, additional containers, etc., as will  
5 be readily apparent to those skilled in the art. Instructions, either as inserts or as labels, indicating quantities of the components to be administered, guidelines for administration, and/or guidelines for mixing the components, can also be included in the kit.

The invention will be described in greater detail by way of specific examples. The following examples  
10 are offered for illustrative purposes, and are not intended to limit the invention in any manner. Those of skill in the art will readily recognize a variety of noncritical parameters which can be changed or modified to yield essentially the same results. The compounds of the Examples were found to be inhibitors of one or more FGFR's as described below.

### EXAMPLES

15

Experimental procedures for compounds of the invention are provided below. Preparatory LC-MS purifications of some of the compounds prepared were performed on Waters mass directed fractionation systems. The basic equipment setup, protocols, and control software for the operation of  
20 these systems have been described in detail in the literature. See e.g. "Two-Pump At Column Dilution Configuration for Preparative LC-MS", K. Blom, J. Combi. Chem., 4, 295 (2002); "Optimizing Preparative LC-MS Configurations and Methods for Parallel Synthesis Purification", K. Blom, R. Sparks, J. Doughty, G. Everlof, T. Haque, A. Combs, J. Combi. Chem., 5, 670 (2003); and "Preparative LC-MS Purification: Improved Compound Specific Method Optimization", K. Blom, B.  
25 Glass, R. Sparks, A. Combs, J. Combi. Chem., 6, 874-883 (2004). The compounds separated were typically subjected to analytical liquid chromatography mass spectrometry (LCMS) for purity check under the following conditions: Instrument; Agilent 1100 series, LC/MSD, Column: Waters Sunfire™ C<sub>18</sub> 5 μm, 2.1 x 5.0 mm, Buffers: mobile phase A: 0.025% TFA in water and mobile phase B: 0.025% TFA in acetonitrile; gradient 2% to 80% of B in 3 minutes with flow rate 1.5 mL/minute.

30

Some of the compounds prepared were also separated on a preparative scale by reverse-phase high performance liquid chromatography (RP-HPLC) with MS detector or flash chromatography (silica gel) as indicated in the Examples. Typical preparative reverse-phase high performance liquid chromatography (RP-HPLC) column conditions are as follows:

35

pH = 2 purifications: Waters Sunfire™ C<sub>18</sub> 5 μm, 19 x 100 mm column, eluting with mobile phase A: 0.1% TFA (trifluoroacetic acid) in water and mobile phase B: 0.1% TFA in acetonitrile; the flow rate was 30 mL/minute, the separating gradient was optimized for each compound using the Compound Specific Method Optimization protocol as described in the literature [see "Preparative LCMS Purification: Improved Compound Specific Method

Optimization", K. Blom, B. Glass, R. Sparks, A. Combs, J. Comb. Chem., 6, 874-883 (2004)]. Typically, the flow rate used with the 30 x 100 mm column was 60 mL/minute.

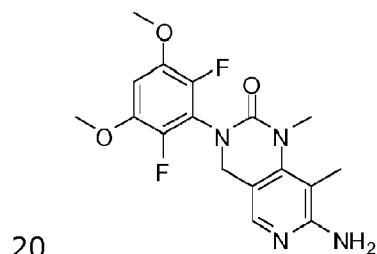
5 pH = 10 purifications: Waters XBridge C<sub>18</sub> 5 Tm, 19 x 100 mm column, eluting with mobile phase A: 0.15% NH<sub>4</sub>OH in water and mobile phase B: 0.15% NH<sub>4</sub>OH in acetonitrile; the flow rate was 30 mL/minute, the separating gradient was optimized for each compound using the Compound Specific Method Optimization protocol as described in the literature [See "Preparative LCMS Purification: Improved Compound Specific Method Optimization", K. Blom, B. Glass, R. Sparks, A. Combs, J. Comb. Chem., 6, 874-883 (2004)]. Typically, the flow rate used with 30 x 100 mm column was 60 mL/minute.

10

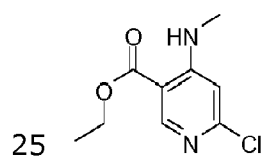
The compounds of Examples 1 to 22, and 45 to 54, are not within the scope of the claims.

### Example 1

15 **7-amino-3-(2,6-difluoro-3,5-dimethoxyphenyl)-1,8-dimethyl-3,4-dihydropyrido[4,3-d]pyrimidin-2(1H)-one**



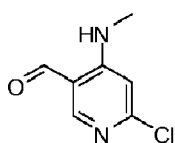
#### **Step 1: ethyl 6-chloro-4-(methylamino)nicotinate**



To a solution of 2, 4-dichloro-5-carbethoxypyridine (10.0 g, 45.4 mmol, purchased from Ark, catalog

No. AK-25933) in acetonitrile (40 mL) was added methylamine (8.52 mL, 8.0 M in EtOH, 68.2 mmol) dropwise at 0 °C. The resulting solution was stirred at room temperature for 6 h before it was concentrated *in vacuo*. The crude residue was taken to the next step directly without further purification. LC-MS calculated for C<sub>9</sub>H<sub>12</sub>ClN<sub>2</sub>O<sub>2</sub> [M+H]<sup>+</sup> m/z: 215.1; found 215.1.

### 5 Step 2: 6-chloro-4-(methylamino)nicotinaldehyde



10

To a solution of ethyl 6-chloro-4-(methylamino)nicotinate (11.0 g, 50.2 mmol) in methylene chloride (400 mL) was added 1.0 M diisobutylaluminum hydride in THF (150 mL, 150 mmol). The resulting mixture was stirred at room temperature for 6 h before it was quenched by a solution of Rochelle's salt. After stirring for 12 h, the aqueous solution was extracted with EtOAc (3×150 mL) and the

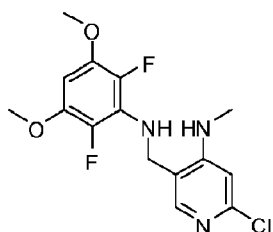
15 organic layer was dried over Na<sub>2</sub>SO<sub>4</sub> and concentrated *in vacuo* to afford the crude alcohol. LC-MS calculated for C<sub>7</sub>H<sub>10</sub>ClN<sub>2</sub>O [M+H]<sup>+</sup> m/z: 173.0; found 173.0.

To the solution of crude alcohol in methylene chloride (300 mL) were added sodium bicarbonate (42 g, 500 mmol) and Dess-Martin periodinane (42 g, 100 mmol). The resulting mixture was stirred for 1 h before it was quenched with Na<sub>2</sub>S<sub>2</sub>O<sub>3</sub> (sat. aq, 100 mL) and NaHCO<sub>3</sub> (sat. aq, 100 mL). The

20 aqueous phase was extracted with EtOAc (3×100 mL) and the organic layer was dried over Na<sub>2</sub>SO<sub>4</sub> and concentrated *in vacuo*. Purified by flash column chromatography to afford the the aldehyde (6.2 g, 80% yield over two steps). LC-MS calculated for C<sub>7</sub>H<sub>8</sub>ClN<sub>2</sub>O [M+H]<sup>+</sup> m/z: 171.0; found 171.0.

### Step 3: 2-chloro-5-[[[(2,6-difluoro-3,5-dimethoxyphenyl)amino]methyl]-N-methylpyridin-4-amine

25

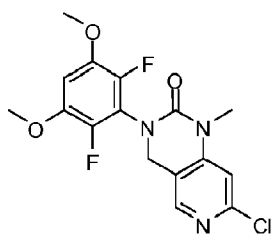


30 To a mixture of 2,6-difluoro-3,5-dimethoxyaniline (CAS #651734-54-2, LakeStar Tech, LSP-210C, Lot: 132-110-05: 1.07 g, 5.68 mmol) in trifluoroacetic acid (7.9 mL, 0.1 mol) was added sodium

triacetoxyborohydride (3.6 g, 17.0 mmol). The mixture was stirred at 0 °C for 2 minutes before a solution of 6-chloro-4-(methylamino)-nicotinaldehyde (0.97 g, 5.7 mmol) in methylene chloride (8.0 mL) was added dropwise. The reaction mixture was stirred at room temperature overnight before it was concentrated *in vacuo* to remove the excess trifluoroacetic acid. The residue was neutralized by

5 NaHCO<sub>3</sub> solution. The aqueous phase was extracted with EtOAc (3×10 mL) and the organic layer was dried over Na<sub>2</sub>SO<sub>4</sub> and concentrated *in vacuo*. The crude product was purified by flash column chromatography to afford the aniline (1.36 g, 68%). LC-MS calculated for C<sub>15</sub>H<sub>17</sub>ClF<sub>2</sub>N<sub>3</sub>O<sub>2</sub> [M+H]<sup>+</sup> m/z: 344.1; found 344.1.

**Step 4: 7-chloro-3-(2,6-difluoro-3,5-dimethoxyphenyl)-1-methyl-3,4-dihydropyrido[4,3-**  
 10 **d]pyrimidin-2(1H)-one**

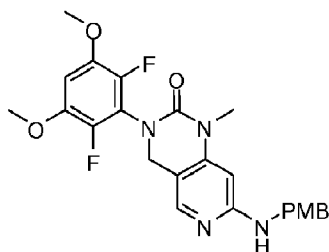


15

To a mixture of dianiline (206 mg, 0.60 mmol) in THF (6.0 mL) were added triethylamine (0.41 mL, 2.9 mmol) and triphosgene (70.0 mg, 0.23 mmol) at 0 °C. The resulting mixture was stirred for 1 h at 0 °C before it was quenched with sodium carbonate. The aqueous phase was extracted with EtOAc (3×10 mL) and the organic layer was dried over Na<sub>2</sub>SO<sub>4</sub> and concentrated *in vacuo*. The crude

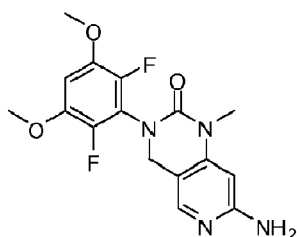
20 product was purified by flash column chromatography to afford the urea (190 mg, 90%). LC-MS calculated for C<sub>16</sub>H<sub>15</sub>ClF<sub>2</sub>N<sub>3</sub>O<sub>3</sub> [M+H]<sup>+</sup> m/z: 370.1; found 370.1.

**Step 5: 3-(2,6-difluoro-3,5-dimethoxyphenyl)-7-[(4-methoxybenzyl)amino]-1-methyl-3,4-**  
 25 **dihydropyrido[4,3-d]pyrimidin-2(1H)-one**



To a mixture of 4-methoxybenzylamine (2.65 mL, 20.3 mmol), 7-chloro-3-(2,6-difluoro-3,5-dimethoxyphenyl)-1-methyl-3,4-dihydropyrido[4,3-d]pyrimidin-2(1H)-one (1.5 g, 4.0 mmol), palladium acetate (90 mg, 0.4 mmol), (R)-(+)-2,2'-bis(diphenylphosphino)-1,1'-binaphthyl (200 mg, 0.4 mmol) and cesium carbonate (2.6 g, 8.1 mmol) in 1,4-dioxane (30 mL, 400 mmol) was heated at 100 °C for 12 h. The mixture was filtered and concentrated *in vacuo*. The crude product was purified by flash column chromatography to afford the aniline. LC-MS calculated for C<sub>24</sub>H<sub>25</sub>F<sub>2</sub>N<sub>4</sub>O<sub>4</sub> [M+H]<sup>+</sup> m/z: 471.2; found 471.2.

**Step 6: 7-amino-3-(2,6-difluoro-3,5-dimethoxyphenyl)-1-methyl-3,4-dihydropyrido[4,3-d]pyrimidin-2(1H)-one**



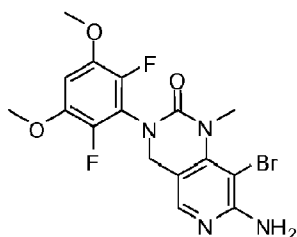
15

A solution of 3-(2,6-difluoro-3,5-dimethoxyphenyl)-7-[(4-methoxybenzyl)amino]-1-methyl-3,4-dihydropyrido[4,3-d]pyrimidin-2(1H)-one (1.1 g, 2.3 mmol) in TFA (10.0 mL) was heated to 85 °C for 3 h before it was concentrated *in vacuo* and neutralized with sodium bicarbonate solution. The aqueous phase was extracted with EtOAc (3×20 mL) and the organic layer was dried over Na<sub>2</sub>SO<sub>4</sub> and concentrated *in vacuo*. The crude product was purified by flash column chromatography to afford the aniline (0.55 g, 67%). LC-MS calculated for C<sub>16</sub>H<sub>17</sub>F<sub>2</sub>N<sub>4</sub>O<sub>3</sub> [M+H]<sup>+</sup> m/z: 351.1; found 351.1.

20

**Step 7: 7-amino-8-bromo-3-(2,6-difluoro-3,5-dimethoxyphenyl)-1-methyl-3,4-dihydropyrido[4,3-d]pyrimidin-2(1H)-one**

25



To a solution of 7-amino-3-(2,6-difluoro-3,5-dimethoxyphenyl)-1-methyl-3,4-dihydropyrido[4,3-d]pyrimidin-2(1H)-one (37 mg, 0.106 mmol) in acetonitrile (2.0 mL) was added NBS (23 mg, 0.13 mmol). The resulting mixture was stirred for 1 h before it was concentrated *in vacuo*. The crude product was purified by flash column chromatography to afford the bromide. LC-MS calculated for  $C_{16}H_{16}BrF_2N_4O_3$   $[M+H]^+$   $m/z$ : 429.1; found 429.1.

**Step 8: 7-amino-3-(2,6-difluoro-3,5-dimethoxyphenyl)-1,8-dimethyl-3,4-dihydropyrido[4,3-d]pyrimidin-2(1H)-one**

10

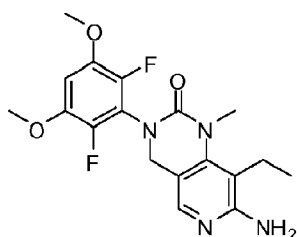
To a solution of 7-amino-8-bromo-3-(2,6-difluoro-3,5-dimethoxyphenyl)-1-methyl-3,4-dihydropyrido[4,3-d]pyrimidin-2(1H)-one (34.0 mg, 0.080 mmol) in 1,4-dioxane (0.8 mL) were added  $Pd(dppf)Cl_2$  (8.0 mg, 0.01 mmol) and  $ZnMe_2$  (2.0 M solution in toluene, 0.11 mL, 0.22 mmol). The resulting mixture was stirred for 1 h at 110 °C before it was diluted with MeOH (4 mL) and purified by RP-HPLC (pH 2) to afford the product as its TFA salt. LC-MS calculated for  $C_{17}H_{19}F_2N_4O_3$   $[M+H]^+$   $m/z$ : 365.1; found 365.1.  $^1H$  NMR (500 MHz, DMSO)  $\delta$  7.73 (s, 3H), 7.04 (t,  $J$  = 7.5 Hz, 1H), 4.59 (s, 2H), 3.88 (s, 6H), 3.39 (s, 3H), 2.80 ppm (s, 3H).

15

**Example 2**

**20 7-amino-3-(2,6-difluoro-3,5-dimethoxyphenyl)-8-ethyl-1-methyl-3,4-dihydropyrido[4,3-d]pyrimidin-2(1H)-one**

25



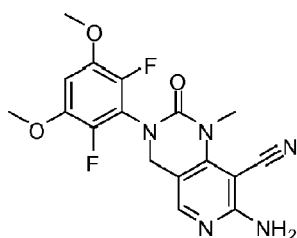
This compound was synthesized by the same method described in **Example 1** by using diethylzinc (purchased from Sigma-Aldrich, catalog No. 220809) instead of dimethylzinc. LC-MS calculated for  $C_{18}H_{21}F_2N_4O_3$   $[M+H]^+$   $m/z$ : 379.1; found 379.1.

**30 Example 3**



**7-amino-3-(2,6-difluoro-3,5-dimethoxyphenyl)-1-methyl-2-oxo-1,2,3,4-tetrahydropyrido[4,3-d]pyrimidine-8-carbonitrile**

5

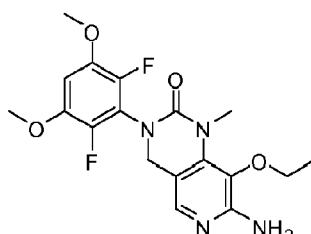


To a solution of 7-amino-8-bromo-3-(2,6-difluoro-3,5-dimethoxyphenyl)-1-methyl-3,4-dihydropyrido[4,3-d]pyrimidin-2(1H)-one (10.0 mg, 0.0233 mmol) in DMF (1.0 mL) was added Pd(dppf)Cl<sub>2</sub> (4.0 mg, 0.005 mmol) and zinc cyanide (8.2 mg, 0.070 mmol). The resulting mixture was stirred for 1 h at 180 °C before it was diluted with MeOH (4 mL) and purified by RP-HPLC (pH 2) to afford the product. LC-MS calculated for C<sub>17</sub>H<sub>16</sub>F<sub>2</sub>N<sub>5</sub>O<sub>3</sub> [M+H]<sup>+</sup> m/z: 376.1; found 376.1. <sup>1</sup>H NMR (500 MHz, DMSO) δ 7.90 (s, 1H), 7.15 (s, 2H), 7.05 (t, *J* = 7.5 Hz, 1H), 4.55 (s, 2H), 3.89 (s, 6H), 3.53 ppm (s, 3H).

**Example 4**

**7-amino-3-(2,6-difluoro-3,5-dimethoxyphenyl)-8-ethoxy-1-methyl-3,4-dihydropyrido[4,3-d]pyrimidin-2(1H)-one**

20



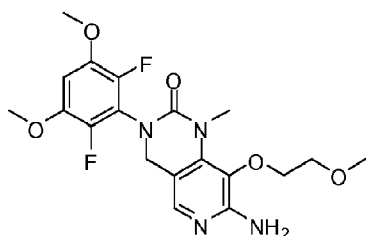
25 To a solution of 7-amino-8-bromo-3-(2,6-difluoro-3,5-dimethoxyphenyl)-1-methyl-3,4-dihydropyrido[4,3-d]pyrimidin-2(1H)-one (10.0 mg, 0.0233 mmol) in ethanol (1.0 mL) were added

copper (10.0 mg, 0.157 mmol) and potassium hydroxide (10.0 mg, 0.178 mmol). The resulting mixture was heated to 150 °C for 3 h and then diluted with MeOH (4 mL) and purified by RP-HPLC (pH 2). LC-MS calculated for C<sub>18</sub>H<sub>21</sub>F<sub>2</sub>N<sub>4</sub>O<sub>4</sub> [M+H]<sup>+</sup> m/z: 395.1; found 395.1. <sup>1</sup>H NMR (500 MHz, DMSO) δ 7.57 (s, 1H), 7.03 (t, *J* = 7.5 Hz, 1H), 6.48 (s, 2H), 4.58 (s, 2H), 3.88 (s, 6H), 3.82 (q, *J* = 7.5 Hz, 2H), 3.42 (s, 3H), 1.34 ppm (t, *J* = 7.5 Hz, 3H).

### Example 5

#### 7-amino-3-(2,6-difluoro-3,5-dimethoxyphenyl)-8-(2-methoxyethoxy)-1-methyl-3,4-dihydro-pyrido[4,3-d]pyrimidin-2(1H)-one

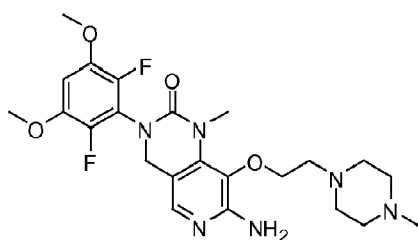
10



15 This compound was synthesized by the same method described in **Example 4** by using 2-methoxyethanol instead of ethanol. LC-MS calculated for C<sub>19</sub>H<sub>23</sub>F<sub>2</sub>N<sub>4</sub>O<sub>5</sub> [M+H]<sup>+</sup> m/z: 424.2; found 424.1.

### Example 6

20 **7-amino-3-(2,6-difluoro-3,5-dimethoxyphenyl)-1-methyl-8-[2-(4-methylpiperazin-1-yl)ethoxy]-3,4-dihydropyrido[4,3-d]pyrimidin-2(1H)-one**



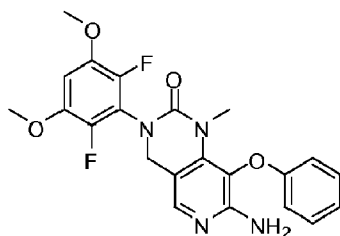
25

This compound was synthesized by the same method described in **Example 4** by using 2-(4-methylpiperazin-1-yl)ethanol (purchased from Oakwood, catalog No. 021290) instead of ethanol. LC-MS calculated for  $C_{23}H_{31}F_2N_6O_4$   $[M+H]^+$  m/z: 493.2; found 493.2.

## 5 Example 7

### 7-amino-3-(2,6-difluoro-3,5-dimethoxyphenyl)-1-methyl-8-phenoxy-3,4-dihydropyrido[4,3-d]pyrimidin-2(1H)-one

10

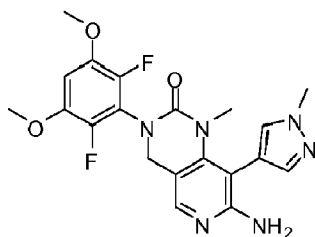


This compound was synthesized by the same method described in **Example 4** by using phenol  
15 instead of ethanol. LC-MS calculated for  $C_{22}H_{21}F_2N_4O_4$   $[M+H]^+$  m/z: 443.1; found 443.1.

## Example 8

### 7-amino-3-(2,6-difluoro-3,5-dimethoxyphenyl)-1-methyl-8-(1-methyl-1H-pyrazol-4-yl)-3,4-dihydropyrido[4,3-d]pyrimidin-2(1H)-one

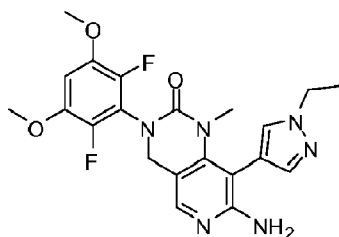
20



To a solution of 7-amino-8-bromo-3-(2,6-difluoro-3,5-dimethoxyphenyl)-1-methyl-3,4-dihydropyrido[4,3-d]pyrimidin-2(1H)-one (*Example 1, Step 7*: 9.0 mg, 0.021 mmol) and 1-methyl-4-(4,4,5,5-tetramethyl-1,3,2-dioxaborolan-2-yl)-4,5-dihydro-1H-pyrazole (6.5 mg, 0.031 mmol),  
 5 purchased from Sigma-Aldrich, catalog No. 595314) in 1, 4-dioxane (0.6 mL) /water (0.15 mL) were added potassium carbonate (8.6 mg, 0.062 mmol) and tetrakis(triphenylphosphine)palladium(0) (3.6 mg, 0.0031 mmol). The resulting mixture was stirred for 2 h at 110 °C before it was diluted with MeOH (4 mL) and purified by RP-HPLC (pH 2) to give the product as its TFA salt. LC-MS calculated for C<sub>20</sub>H<sub>21</sub>F<sub>2</sub>N<sub>6</sub>O<sub>3</sub> [M+H]<sup>+</sup> m/z: 431.2; found 431.1. <sup>1</sup>H NMR (500 MHz, DMSO) δ 7.87 (s, 1H), 7.81 (s,  
 10 1H), 7.49 (s, 1H), 7.20 (s, 2H), 7.04 (t, *J* = 7.5 Hz, 1H), 4.61 (s, 2H), 3.90 (s, 3H), 3.88 (s, 6H), 2.67 ppm (s, 3H).

### Example 9

**7-amino-3-(2,6-difluoro-3,5-dimethoxyphenyl)-1-methyl-8-(1-ethyl-1H-pyrazol-4-yl)-3,4-**  
 15 **dihydropyrido[4,3-d]pyrimidin-2(1H)-one**

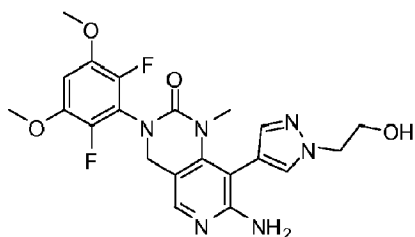


20

This compound was synthesized by the same method described in **Example 8** by using 1-ethyl-4-(4,4,5,5-tetramethyl-1,3,2-dioxaborolan-2-yl)-4,5-dihydro-1H-pyrazole (purchased from Combi-Blocks, catalog No. BB-8817) instead of 1-methyl-4-(4,4,5,5-tetramethyl-1,3,2-dioxaborolan-2-yl)-4,5-dihydro-1H-pyrazole. LC-MS calculated for C<sub>21</sub>H<sub>23</sub>F<sub>2</sub>N<sub>6</sub>O<sub>3</sub> [M+H]<sup>+</sup> m/z: 443.2; found 443.1.

25 **Example 10**

**7-amino-3-(2,6-difluoro-3,5-dimethoxyphenyl)-8-[1-(2-hydroxyethyl)-1H-pyrazol-4-yl]-1-**  
**methyl-3,4-dihydropyrido[4,3-d]pyrimidin-2(1H)-one**

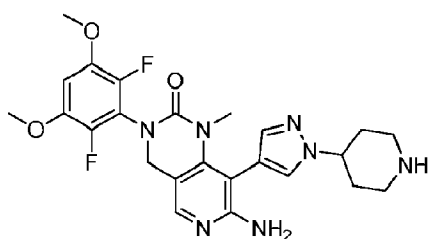


- 5 This compound was synthesized by the same method described in **Example 8** by using 2-[4-(4,4,5,5-tetramethyl-1,3,2-dioxaborolan-2-yl)-4,5-dihydro-1H-pyrazol-1-yl]ethanol instead of 1-methyl-4-(4,4,5,5-tetramethyl-1,3,2-dioxaborolan-2-yl)-4,5-dihydro-1H-pyrazole (purchased from Syntech Solution, catalog No. BH-3012). LC-MS calculated for  $C_{21}H_{23}F_2N_6O_3$   $[M+H]^+$  m/z: 461.2; found 461.2.

#### 10 **Example 11**

**7-amino-3-(2,6-difluoro-3,5-dimethoxyphenyl)-1-methyl-8-(1-piperidin-4-yl-1H-pyrazol-4-yl)-3,4-dihydropyrido[4,3-d]pyrimidin-2(1H)-one**

15

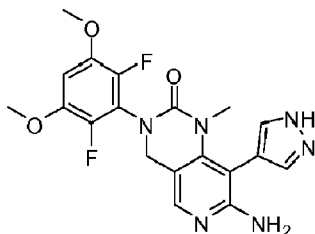


- 20 This compound was synthesized by the same method described in **Example 8** by using {1-[1-(tert-butoxycarbonyl)piperidin-4-yl]-4,5-dihydro-1H-pyrazol-4-yl}boronic acid (purchased from Combi-Blocks, catalog No. BB-6007) instead of 1-methyl-4-(4,4,5,5-tetramethyl-1,3,2-dioxaborolan-2-yl)-4,5-dihydro-1H-pyrazole. After the reaction was completed, it was diluted with TFA (4 mL) and purified by RP-HPLC to afford the product. LC-MS calculated for  $C_{24}H_{28}F_2N_7O_3$   $[M+H]^+$  m/z: 500.2; found 500.1.

#### 25 **Example 12**

**7-amino-3-(2,6-difluoro-3,5-dimethoxyphenyl)-1-methyl-8-(1H-pyrazol-4-yl)-3,4-dihydro-pyrido[4,3-d]pyrimidin-2(1H)-one**

5



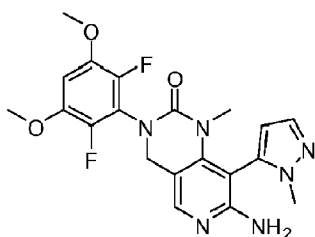
This compound was synthesized by the same method described in **Example 8** by using 4-(4,4,5,5-tetramethyl-1,3,2-dioxaborolan-2-yl)-1H-pyrazole (purchased from Sigma-Aldrich, catalog No.

10 525057) instead of 1-methyl-4-(4,4,5,5-tetramethyl-1,3,2-dioxaborolan-2-yl)-4,5-dihydro-1H-pyrazole.. LC-MS calculated for  $C_{19}H_{19}F_2N_6O_3$   $[M+H]^+$  m/z: 417.1; found 417.1.

**Example 13**

**7-amino-3-(2,6-difluoro-3,5-dimethoxyphenyl)-1-methyl-8-(1-methyl-1H-pyrazol-5-yl)-**

15 **3,4-dihydropyrido[4,3-d]pyrimidin-2(1H)-one**



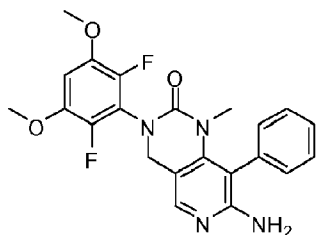
20

This compound was synthesized by the same method described in **Example 8** by using 1-methyl-5-(4,4,5,5-tetramethyl-1,3,2-dioxaborolan-2-yl)-1H-pyrazole (purchased from ChemBridge Corp., catalog No. 4003213) instead of 1-methyl-4-(4,4,5,5-tetramethyl-1,3,2-dioxaborolan-2-yl)-4,5-dihydro-1H-pyrazole.. LC-MS calculated for  $C_{20}H_{21}F_2N_6O_3$   $[M+H]^+$  m/z: 431.2; found 431.1.

25 **Example 14**

**7-amino-3-(2,6-difluoro-3,5-dimethoxyphenyl)-1-methyl-8-phenyl-3,4-dihydropyrido[4,3-d]pyrimidin-2(1H)-one**

5

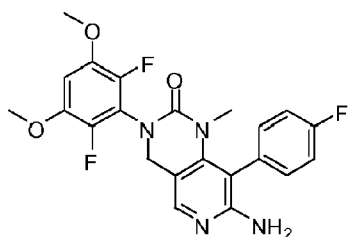


This compound was synthesized by the same method described in **Example 8** by using phenylboronic acid (purchased from Sigma-Aldrich, catalog No. 20009) instead of 1-methyl-4-(4,4,5,5-tetramethyl-1,3,2-dioxaborolan-2-yl)-4,5-dihydro-1H-pyrazole.. LC-MS calculated for  $C_{22}H_{21}F_2N_4O_3$   $[M+H]^+$  m/z: 427.2; found 427.1.

**Example 15**

**15 7-amino-3-(2,6-difluoro-3,5-dimethoxyphenyl)-8-(4-fluorophenyl)-1-methyl-3,4-dihydropyrido[4,3-d]pyrimidin-2(1H)-one**

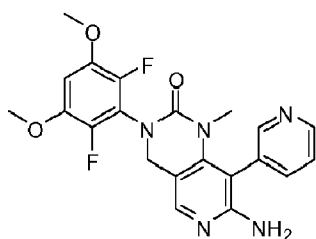
20



This compound was synthesized by the same method described in **Example 8** by using 4-fluorophenylboronic acid (purchased from Sigma-Aldrich, catalog No. 417556) instead of 1-methyl-4-(4,4,5,5-tetramethyl-1,3,2-dioxaborolan-2-yl)-4,5-dihydro-1H-pyrazole.. LC-MS calculated for  $C_{22}H_{20}F_3N_4O_3$   $[M+H]^+$  m/z: 445.1; found 445.1.

**Example 16****7-amino-3-(2,6-difluoro-3,5-dimethoxyphenyl)-1-methyl-8-pyridin-3-yl-3,4-dihydropyrido[4,3-d]pyrimidin-2(1H)-one**

5



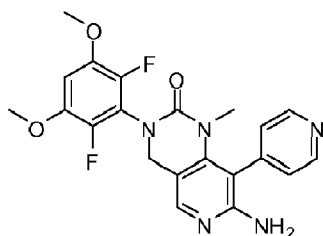
- 10 This compound was synthesized by the same method described in **Example 8** by using 3-pyridylboronic acid (purchased from Sigma-Aldrich, catalog No. 512125) instead of 1-methyl-4-(4,4,5,5-tetramethyl-1,3,2-dioxaborolan-2-yl)-4,5-dihydro-1H-pyrazole.. LC-MS calculated for  $C_{21}H_{20}F_2N_5O_3$   $[M+H]^+$  m/z: 428.1; found 428.1.

**Example 17**

15

**7-amino-3-(2,6-difluoro-3,5-dimethoxyphenyl)-1-methyl-8-pyridin-4-yl-3,4-dihydropyrido[4,3-d]pyrimidin-2(1H)-one**

20



This compound was synthesized by the same method described in **Example 8** by using 4-pyridylboronic acid (purchased from Sigma-Aldrich, catalog No. 634492) instead of 1-methyl-4-

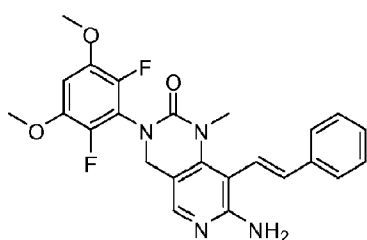


(4,4,5,5-tetramethyl-1,3,2-dioxaborolan-2-yl)-4,5-dihydro-1H-pyrazole.. LC-MS calculated for  $C_{21}H_{20}F_2N_5O_3$   $[M+H]^+$  m/z: 428.1; found 428.1.

**Example 18**

**5 7-amino-3-(2,6-difluoro-3,5-dimethoxyphenyl)-1-methyl-8-[(E)-2-phenylvinyl]-3,4-dihydropyrido[4,3-d]pyrimidin-2(1H)-one**

10

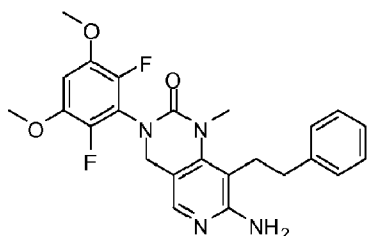


This compound was synthesized from Suzuki coupling of the bromide (**Example 1**, Step 7) with (E)-2-phenylvinyl boronic acid (purchased from Sigma-Aldrich, catalog No. 473790) by the same method described in **Example 2**. LC-MS calculated for  $C_{24}H_{23}F_2N_4O_3$   $[M+H]^+$  m/z: 453.2; found 453.1.

**15 Example 19**

**7-amino-3-(2,6-difluoro-3,5-dimethoxyphenyl)-1-methyl-8-phenylethyl-3,4-dihydropyrido[4,3-d]pyrimidin-2(1H)-one**

20



To a solution of 7-amino-3-(2,6-difluoro-3,5-dimethoxyphenyl)-1-methyl-8-[(E)-2-phenylvinyl]-3,4-

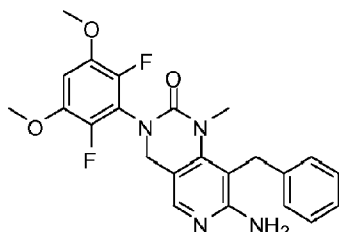
dihydropyrido[4,3-d]pyrimidin-2(1H)-one (10.0 mg) in MeOH (1 mL) was added palladium on charcoal (10.0 mg). The reaction was kept under H<sub>2</sub> atmosphere for 2 h before it was filtered, and purified by RP-HPLC (pH 2). LC-MS calculated for C<sub>24</sub>H<sub>25</sub>F<sub>2</sub>N<sub>4</sub>O<sub>3</sub> [M+H]<sup>+</sup> m/z: 455.2; found 455.1.

### Example 20

5

#### 7-amino-8-benzyl-3-(2,6-difluoro-3,5-dimethoxyphenyl)-1-methyl-3,4-dihydropyrido[4,3-d]pyrimidin-2(1H)-one

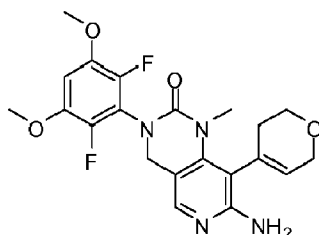
10



This compound was synthesized from Suzuki coupling of the bromide (**Example 1**, Step 7) with 2-benzyl-4,4,5,5-tetramethyl-1,3,2-dioxaborolane (purchased from Ark, catalog No. AK-23881) by the same method described in **Example 2**. LC-MS calculated for C<sub>23</sub>H<sub>23</sub>F<sub>2</sub>N<sub>4</sub>O<sub>3</sub> [M+H]<sup>+</sup> m/z: 441.1; found 441.1.

### Example 21

#### 7-amino-3-(2,6-difluoro-3,5-dimethoxyphenyl)-8-(3,6-dihydro-2H-pyran-4-yl)-1-methyl-3,4-dihydropyrido[4,3-d]pyrimidin-2(1H)-one

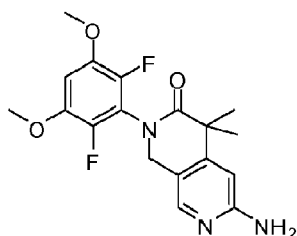


This compound was synthesized from Suzuki coupling of the bromide (**Example 1**, Step 7) with 4-(4,4,5,5-tetramethyl-1,3,2-dioxaborolan-2-yl)-3,6-dihydro-2H-pyran (purchased from Sigma-Aldrich, catalog No. 721352) by the same method described in **Example 2**. LC-MS calculated for C<sub>21</sub>H<sub>23</sub>F<sub>2</sub>N<sub>4</sub>O<sub>4</sub> [M+H]<sup>+</sup> m/z: 433.2; found 433.1.

### Example 22

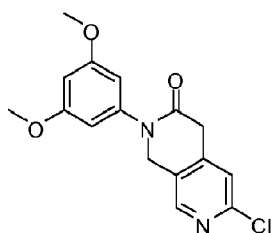
#### 6-amino-2-(2,6-difluoro-3,5-dimethoxyphenyl)-4,4-dimethyl-1,2-dihydro-2,7-naphthyridin-3(4H)-one

10



#### Step 1. 6-chloro-2-(3,5-dimethoxyphenyl)-1,4-dihydro-2,7-naphthyridin-3(2H)-one

15



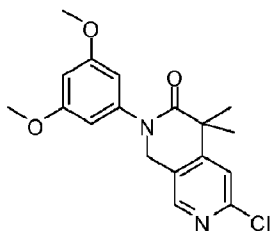
20 To a stirred slurry of 6-chloro-1,4-dihydro-2,7-naphthyridin-3(2H)-one (from Anichem, cat # NC1485, 250.0 mg, 1.37 mmol) in 1,4-dioxane (3.8 mL), potassium carbonate (568 mg, 4.11 mmol), (1R,2R)-N,N'-dimethylcyclohexane-1,2-diamine (77.9 mg, 0.548 mmol), copper(I) iodide (52.1 mg, 0.274 mmol), and 3,5-dimethoxybromobenzene (446 mg, 2.05 mmol) were added sequentially at room temperature. The resulting mixture was then heated at 90 °C under the atmosphere of N<sub>2</sub>. After

25 15 h, the reaction was quenched with saturated aq. NH<sub>4</sub>Cl, and extracted with methylene chloride. The combined organic layers were dried over MgSO<sub>4</sub>, and then concentrated. The residue was purified

on silica gel (eluting with 0 to 0-40% EtOAc in DCM) to afford the desired product (120 mg). LC-MS calculated for  $C_{16}H_{16}ClN_2O_3$   $[M+H]^+$   $m/z$ : 319.1; found 319.1.

**Step 2. 6-chloro-2-(2,6-difluoro-3,5-dimethoxyphenyl)-4,4-dimethyl-1,4-dihydro-2,7-naphthyridin-3(2H)-one**

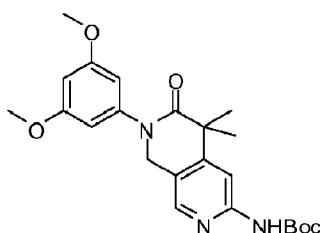
5



- 10 To a stirred solution of 6-chloro-2-(3,5-dimethoxyphenyl)-1,4-dihydro-2,7-naphthyridin-3(2H)-one (109.0 mg, 0.342 mmol) in *N,N*-dimethylformamide (3.6 mL), cesium carbonate (330 mg, 1.0 mmol) and methyl iodide (53  $\mu$ L, 0.85 mmol) were added sequentially at room temperature. After 5 hours, the reaction mixture was quenched with saturated aq.  $NH_4Cl$ , and extracted with methylene chloride. The combined organic layers were dried over  $MgSO_4$ , and then concentrated to afford the crude
- 15 product (110 mg), which was used directly in the next step without purification. LC-MS calculated for  $C_{18}H_{20}ClN_2O_3$   $[M+H]^+$   $m/z$ : 347.1; found 347.1.

**Step 3. tert-butyl [7-(3,5-dimethoxyphenyl)-5,5-dimethyl-6-oxo-5,6,7,8-tetrahydro-2,7-naphthyridin-3-yl]carbamate**

20



- A stirred mixture of 6-chloro-2-(3,5-dimethoxyphenyl)-4,4-dimethyl-1,4-dihydro-2,7-naphthyridin-
- 25 3(2H)-one (100.0 mg, 0.288 mmol), *t*-butyl carbamate (40.5 mg, 0.346 mmol), (9,9-dimethyl-9H-xanthene-4,5-diyl)bis(diphenylphosphine) (33 mg, 0.058 mmol), palladium acetate (6.5 mg, 0.029 mmol), and cesium carbonate (93.9 mg, 0.288 mmol) in 1,4-dioxane (5 mL) was heated at 90  $^{\circ}C$  under the atmosphere of  $N_2$ . After 12 h, the reaction was quenched with saturated aq.  $NH_4Cl$ , and

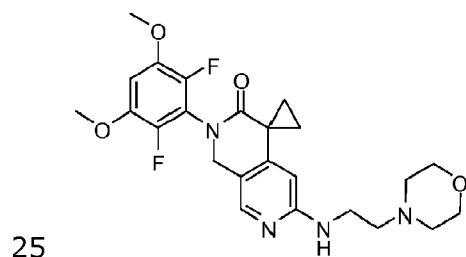
extracted with methylene chloride. The combined organic layers were dried over  $\text{MgSO}_4$ , and then concentrated. The residue was purified on silica gel (eluting with 0 to 0-40% EtOAc in DCM) to afford the desired product (22 mg). LC-MS calculated for  $\text{C}_{23}\text{H}_{30}\text{N}_3\text{O}_5$   $[\text{M}+\text{H}]^+$   $m/z$ : 428.2; found 428.2.

**Step 4. 6-amino-2-(2,6-difluoro-3,5-dimethoxyphenyl)-4,4-dimethyl-1,4-dihydro-2,7-naphthyridin-3(2H)-one**

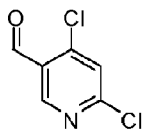
To a stirred solution of *tert*-butyl [7-(3,5-dimethoxyphenyl)-5,5-dimethyl-6-oxo-5,6,7,8-tetrahydro-2,7-naphthyridin-3-yl]carbamate (22.0 mg, 0.0515 mmol) in acetonitrile (1.5 mL), 1-(chloromethyl)-4-fluoro-1,4-diazoniabicyclo[2.2.2]octane ditetrafluoroborate (54.7 mg, 0.154 mmol) was added at 0°C. The resulted mixture was then warmed up to room temperature. After 3 hours, the reaction was quenched with saturated aq.  $\text{NaHCO}_3$ , and extracted with methylene chloride. The combined organic layers were dried over  $\text{MgSO}_4$ , concentrated to dryness, and then dissolved in trifluoroacetic acid (1.0 mL) / methylene chloride (1.0 mL, 16 mmol). After 1 hour, the volatiles was removed under reduced pressure and the residue was purified on RP-HPLC (XBridge C18 column, eluting with a gradient of acetonitrile/water containing 0.05% TFA, at a flow rate of 30 mL/min) to afford the desired product (2.0 mg) as its TFA salt. LC-MS calculated for  $\text{C}_{18}\text{H}_{20}\text{F}_2\text{N}_3\text{O}_3$   $[\text{M}+\text{H}]^+$   $m/z$ : 364.1; found 364.2.

**Example 23**

**2'-((2,6-difluoro-3,5-dimethoxyphenyl)-6'-[(2-morpholin-4-ylethyl)amino]-1',2'-dihydro-3'H-spiro[cyclopropane-1,4'-[2,7]naphthyridin]-3'-one**



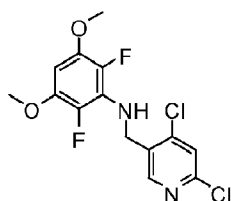
**Step 1: 4, 6-dichloronicotinaldehyde**



- 5 To a stirred solution of 2,4-dichloro-5-carboxypyridine (Ark Pharm, cat# AK-25933: 10.0 g, 45.4 mmol) in methylene chloride (100.0 mL) at -78°C was added a solution of diisobutylaluminum hydride in methylene chloride (50.0 mL, 1.0 M, 50.0 mmol) dropwise. After 2 hours, the reaction was quenched with a saturated solution of Rochelle's salt. After stirring for 12 h, the aqueous solution was extracted with DCM (3×150 mL). The combined organic layers were dried over Na<sub>2</sub>SO<sub>4</sub> and
- 10 concentrated *in vacuo* to afford the crude aldehyde (7.51 g, 42.9 mmol), which was used in the next step without further purification. LC-MS calculated for C<sub>6</sub>H<sub>4</sub>Cl<sub>2</sub>NO [M+H]<sup>+</sup> m/z: 176.0; found 176.0.

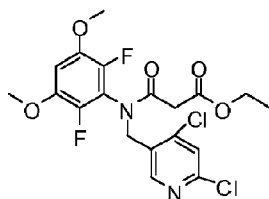
**Step 2: N-[(4,6-dichloropyridin-3-yl)methyl]-2,6-difluoro-3,5-dimethoxyaniline**

15



- To a stirred solution of 2,6-difluoro-3,5-dimethoxyaniline (CAS #651734-54-2, LakeStar Tech, LSP-210C, Lot: 132-110-05: 9.03 g, 47.7 mmol) and sodium triacetoxymethylborohydride (38.0 g, 180 mmol) in
- 20 methylene chloride (60 mL) / trifluoroacetic acid (30 mL) was added 4,6-dichloronicotinaldehyde (8.00 g, 45.5 mmol) in small portions at room temperature. After 1 hour, the volatiles were removed *in vacuo* and saturated aqueous NaHCO<sub>3</sub> (200 mL) was added. The resulting mixture was extracted with DCM (3×150 mL). The organic layers were combined, dried over Na<sub>2</sub>SO<sub>4</sub>, and concentrated. The residue was purified on silica gel (eluting with 0 to 40% EtOAc in hexanes) to afford the desired
- 25 product (15.0 g). LC-MS calculated for C<sub>14</sub>H<sub>13</sub>Cl<sub>2</sub>F<sub>2</sub>N<sub>2</sub>O<sub>2</sub> [M+H]<sup>+</sup> m/z: 349.0; found 349.1.

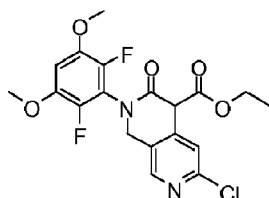
**Step 3: ethyl 3-[[[(4,6-dichloropyridin-3-yl)methyl](2,6-difluoro-3,5-dimethoxyphenyl)amino]-3-oxopropanoate**



- 5 To a stirred solution of *N*-[[4,6-dichloropyridin-3-yl)methyl]-2,6-difluoro-3,5-dimethoxyaniline (3.50 g, 10.0. mmol) in tetrahydrofuran (20 mL) was added NaH (60% w/w in mineral oil, 421 mg, 10.5 mmol) at room temperature. After 10 minutes, ethyl malonyl chloride (1.92 mL, 15.0 mmol) was added dropwise. After another 1 hour, the reaction was quenched with saturated aqueous NH<sub>4</sub>Cl, and extracted with DCM (3×100 mL). The organic layers were combined, dried over Na<sub>2</sub>SO<sub>4</sub>, and
- 10 concentrated. The residue was purified on silica gel (eluting with 0 to 35% EtOAc in hexanes) to afford the desired product (4.20 g, 9.1 mmol). LC-MS calculated for C<sub>19</sub>H<sub>19</sub>Cl<sub>2</sub>F<sub>2</sub>N<sub>2</sub>O<sub>5</sub> [M+H]<sup>+</sup> m/z: 463.1; found 463.1.

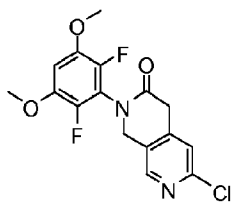
**Step 4: 6-chloro-2-(2,6-difluoro-3,5-dimethoxyphenyl)-3-oxo-1,2,3,4-tetrahydro-2,7-naphthyridine-4-carboxylate**

15



- 20 To a stirred solution of ethyl 3-[[[4,6-dichloropyridin-3-yl)methyl](2,6-difluoro-3,5-dimethoxyphenyl)amino]-3-oxopropanoate (1.50 g, 3.24 mmol) in DMF (15. mL) was added NaH (60% w/w in mineral oil, 337 mg, 8.42 mmol) at room temperature. The resulting mixture was then warmed up to 110°C. After 5 hours, the reaction mixture was cooled to room temperature then saturated aqueous NH<sub>4</sub>Cl (50 mL) was added forming precipitate. After filtration, the solid was dried
- 25 *in vacuo* to give crude cyclized product (0.95 g, 2.23 mmol) which was used in the next step without further purification. LC-MS calculated for C<sub>19</sub>H<sub>18</sub>ClF<sub>2</sub>N<sub>2</sub>O<sub>5</sub> [M+H]<sup>+</sup> m/z: 427.1; found 427.0.

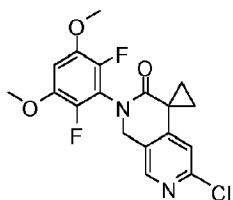
**Step 5: 6-chloro-2-(2,6-difluoro-3,5-dimethoxyphenyl)-1,2-dihydro-2,7-naphthyridin-3(4H)-one**



- 5 To a stirred solution of 6-chloro-2-(2,6-difluoro-3,5-dimethoxyphenyl)-3-oxo-1,2,3,4-tetrahydro-2,7-naphthyridine-4-carboxylate (0.95 g, 2.23 mmol) in 1,4-dioxane (5 mL) was added hydrogen chloride (4.0 M in dioxane, 2 mL, 8 mmol) at room temperature. The resulting mixture was warmed up to 100 °C. After stirring at 100 °C for 4 hours, the reaction mixture was cooled to ambient temperature, quenched with saturated aqueous NaHCO<sub>3</sub>, and extracted with DCM (3×100 mL). The organic layers
- 10 were combined, dried over Na<sub>2</sub>SO<sub>4</sub>, and concentrated. The residue was purified on silica gel (eluting with 0 to 30% EtOAc in DCM) to afford the desired product (0.75 g, 2.12 mmol). LC-MS calculated for C<sub>16</sub>H<sub>14</sub>ClF<sub>2</sub>N<sub>2</sub>O<sub>3</sub> [M+H]<sup>+</sup> m/z: 355.1; found 355.1.

**Step 6: 6'-chloro-2'-(2,6-difluoro-3,5-dimethoxyphenyl)-1',2'-dihydro-3'H-spiro[cyclopropane-1,4'-[2,7]naphthyridin]-3'-one**

15



- 20 To a stirred solution of 6-chloro-2-(2,6-difluoro-3,5-dimethoxyphenyl)-1,4-dihydro-2,7-naphthyridin-3(2H)-one (1.50 g, 4.23 mmol) in DMF (10 mL) was added sequentially cesium carbonate (3.03 g, 9.30 mmol) and 1-bromo-2-chloro-ethane (701 μL, 8.46 mmol) at room temperature. After stirring at room temperature for 5 hours, the reaction mixture was quenched with saturated aqueous NH<sub>4</sub>Cl, and extracted with DCM (3×75 mL). The organic layers were combined, dried over Na<sub>2</sub>SO<sub>4</sub>, and
- 25 concentrated. The residue was purified on silica gel (eluting with 0 to 50% EtOAc in hexanes) to afford the desired product (1.20 g, 3.15 mmol). LC-MS calculated for C<sub>18</sub>H<sub>16</sub>ClF<sub>2</sub>N<sub>2</sub>O<sub>3</sub> [M+H]<sup>+</sup> m/z: 381.1; found 381.1.

**Step 7: 2'-(2,6-difluoro-3,5-dimethoxyphenyl)-6'-[(2-morpholin-4-ylethyl)amino]-1'-2'-dihydro-3'H-spiro[cyclopropane-1,4'-[2,7]naphthyridin]-3'-one**

30



To a stirred solution of 6'-chloro-2'-(2,6-difluoro-3,5-dimethoxyphenyl)-1',2'-dihydro-3'*H*-spiro[cyclopropane-1,4'-[2,7]naphthyridin]-3'-one (250 mg, 0.657 mmol) and 2-morpholinoethanamine (214 mg, 1.64 mmol) in 1,4-dioxane (6.0 mL) were added sequentially

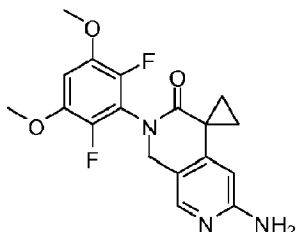
5 dicyclohexyl(2',4',6'-triisopropyl-3,6-dimethoxybiphenyl-2-yl)phosphine (BrettPhos, Aldrich, cat# 718742: 70.5 mg, 0.131 mmol), sodium *tert*-butoxide (126 mg, 1.31 mmol) and palladium acetate (29.5 mg, 0.131 mmol) at room temperature. The resulting mixture was purged with N<sub>2</sub> then heated to 110 °C. After stirring at 110 °C for 45 minutes, the reaction mixture was cooled to ambient temperature and was purified on RP-HPLC (XBridge C18 column, eluting with a gradient of

10 acetonitrile/water containing 0.05% TFA, at flow rate of 60 mL/min) to give the desired product (150 mg) as its TFA salt. LC-MS calculated for C<sub>24</sub>H<sub>29</sub>F<sub>2</sub>N<sub>4</sub>O<sub>4</sub> [M+H]<sup>+</sup> m/z: 475.2; found 475.2. <sup>1</sup>H NMR (500 MHz, DMSO-*d*<sub>6</sub>): δ 7.96 (s, 1 H), 7.06 (t, *J* = 10.0 Hz, 1 H), 6.22 (s, 1 H), 4.77 (s, 2 H), 3.88 (s, 6 H), 3.82 (br, 4 H), 3.65 (br, 2 H), 3.27-3.33 (m, 6 H), 1.71 (dd, *J* = 7.0 Hz, 4.0 Hz, 2 H), 1.43 (dd, *J* = 7.0 Hz, 4.0 Hz, 2 H) ppm.

### 15 Example 24

#### 6'-amino-2'-(2,6-difluoro-3,5-dimethoxyphenyl)-1'*H*-spiro[cyclopropane-1,4'-[2,7]naphthyridin]-3'(2'*H*)-one

20



To a stirred solution of 6'-chloro-2'-(2,6-difluoro-3,5-dimethoxyphenyl)-1',2'-dihydro-3'*H*-

25 spiro[cyclopropane-1,4'-[2,7]naphthyridin]-3'-one (*Example 23, Step 6*: 248 mg, 0.651 mmol) and benzophenone imine (164 μL, 0.977 mmol) in toluene (5 mL) were added sequentially (*R*)-(+)-2,2'-bis(diphenylphosphino)-1,1'-binaphthyl (40.6 mg, 0.0651 mmol), sodium *tert*-butoxide (125 mg, 1.30 mmol) and tris(dibenzylideneacetone)dipalladium(0) (23.9 mg, 0.0260 mmol) at room temperature. The resulting mixture was purged with N<sub>2</sub> and heated to 90 °C. After stirring for 2 hours

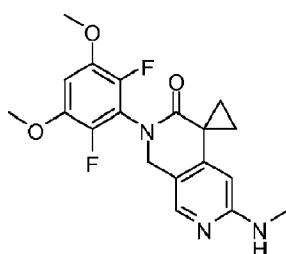
30 at 90 °C, the reaction mixture was cooled to ambient temperature and the volatiles were removed *in vacuo*. The residue was dissolved in tetrahydrofuran (5 mL) then a solution of hydrogen chloride in water (1.0 M, 650 μL, 0.65 mmol) was added. After stirring at room temperature for 1 hour, the reaction mixture was concentrated and the residue was purified on RP-HPLC (XBridge C18 column, eluting with a gradient of acetonitrile/water containing 0.05% TFA, at flow rate of 60 mL/min) to give

the desired product (202 mg) as its TFA salt. LC-MS calculated for  $C_{18}H_{18}F_2N_3O_3$   $[M+H]^+$   $m/z$ : 362.1; found 362.1.  $^1H$  NMR (500 MHz,  $DMSO-d_6$ ):  $\delta$  7.90 (s, 1 H), 7.77 (br, 2H), 7.07 (t,  $J = 10.0$  Hz, 1 H), 6.49 (s, 1 H), 4.79 (s, 2 H), 3.89 (s, 6 H), 1.82 (dd,  $J = 10.0$  Hz, 5.0 Hz, 2 H), 1.51 (dd,  $J = 10.0$  Hz, 5.0 Hz, 2 H) ppm.

## 5 Example 25

### 2'-(2,6-difluoro-3,5-dimethoxyphenyl)-6'-(methylamino)-1',2'-dihydro-3'H-spiro[cyclopropane-1,4'-[2,7]naphthyridin]-3'-one

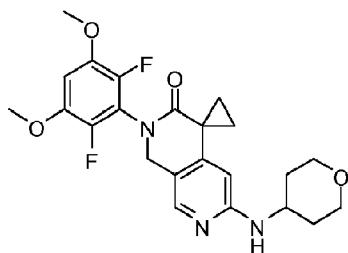
10



To a stirred solution of 6'-chloro-2'-(2,6-difluoro-3,5-dimethoxyphenyl)-1',2'-dihydro-3'H-spiro[cyclopropane-1,4'-[2,7]naphthyridin]-3'-one (*Example 23, Step 6*: 90.0 mg, 0.236 mmol) and *tert*-butyl methylcarbamate (89.5 mg, 0.682 mmol) in 1,4-dioxane (3 mL) were added sequentially dicyclohexyl(2',4',6'-triisopropyl-3,6-dimethoxybiphenyl-2-yl)phosphine (BrettPhos, Aldrich, cat# 718742: 24.4 mg, 0.0455 mmol), sodium *tert*-butoxide (52.4 mg, 0.546 mmol), and palladium acetate (10.2 mg, 0.0455 mmol) at room temperature. The resulting mixture was purged with  $N_2$  and heated to 90 °C. After stirring for 45 minutes at 90 °C, the reaction mixture was cooled to ambient temperature and the volatiles were removed *in vacuo*. The residue was dissolved in DCM (1 mL) then TFA (1 mL) was added. After stirring at room temperature for 1 hour, the reaction mixture was concentrated and the crude was purified on RP-HPLC (XBridge C18 column, eluting with a gradient of acetonitrile/water containing 0.05% TFA, at flow rate of 60 mL/min) to give the desired product (32 mg) as its TFA salt. LC-MS calculated for  $C_{19}H_{20}F_2N_3O_3$   $[M+H]^+$   $m/z$ : 376.1; found 376.2.  $^1H$  NMR (500 MHz,  $DMSO-d_6$ ):  $\delta$  7.90 (s, 1 H), 7.07 (t,  $J = 10.0$  Hz, 1 H), 6.46 (s, 1 H), 4.80 (s, 2 H), 3.89 (s, 6 H), 2.90 (s, 3 H), 1.79 (dd,  $J = 10.0$  Hz, 5.0 Hz, 2 H), 1.56 (dd,  $J = 10.0$  Hz, 5.0 Hz, 2 H) ppm.

## Example 26

30 2'-(2,6-difluoro-3,5-dimethoxyphenyl)-6'-(tetrahydro-2H-pyran-4-ylamino)-1',2'-dihydro-3'H-spiro[cyclopropane-1,4'-[2,7]naphthyridin]-3'-one



5

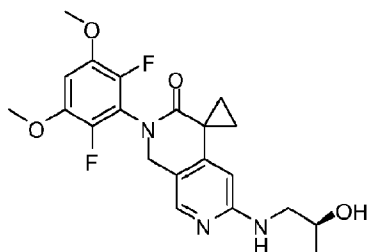
This compound was prepared using procedures analogous to those for *Example 23, Step 7* with tetrahydro-2*H*-pyran-4-amine replacing 2-morpholinoethanamine. LCMS calculated for  $C_{23}H_{26}F_2N_3O_4$  ( $M+H$ )<sup>+</sup>:  $m/z = 446.2$ ; Found: 446.2.

**Example 27**

10

**(*S*)-2'-(2,6-difluoro-3,5-dimethoxyphenyl)-6'-(2-hydroxypropylamino)-1'*H*-spiro[cyclopropane-1,4'-[2,7]naphthyridin]-3'(2'*H*)-one**

15

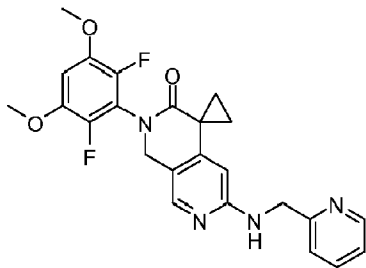


This compound was prepared using procedures analogous to those for *Example 23, Step 7*, with (*S*)-1-aminopropan-2-ol replacing 2-morpholinoethanamine. LCMS calculated for  $C_{21}H_{24}F_2N_3O_4$  ( $M+H$ )<sup>+</sup>:  $m/z = 420.2$ ; Found: 420.2.

20

**Example 28**

**2'-(2,6-difluoro-3,5-dimethoxyphenyl)-6'-(pyridin-2-ylmethylamino)-1'*H*-spiro[cyclopropane-1,4'-[2,7]naphthyridin]-3'(2'*H*)-one**



5

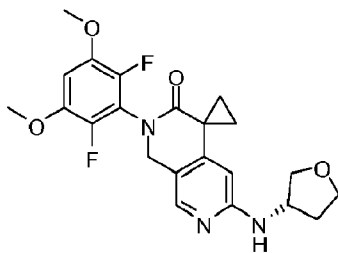
This compound was prepared using procedures analogous to those for *Example 23, Step 7*, with pyridin-2-ylmethanamine replacing 2-morpholinoethanamine. LCMS calculated for  $C_{24}H_{23}F_2N_4O_3$  (M+H)<sup>+</sup>: m/z = 453.2; Found: 453.2.

**Example 29**

10

**(S)-2'-(2,6-difluoro-3,5-dimethoxyphenyl)-6'-(tetrahydrofuran-3-ylamino)-1'H-spiro[cyclopropane-1,4'-[2,7]naphthyridin]-3'(2'H)-one**

15

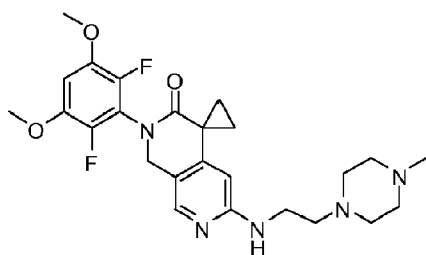


20

This compound was prepared using procedures analogous to those for *Example 23, Step 7*, with (S)-tetrahydrofuran-3-amine replacing 2-morpholinoethanamine. LCMS calculated for  $C_{22}H_{24}F_2N_3O_4$  (M+H)<sup>+</sup>: m/z = 432.2; Found: 432.2.

**Example 30**

**2'-(2,6-difluoro-3,5-dimethoxyphenyl)-6'-(2-(4-methylpiperazin-1-yl)ethylamino)-1'H-spiro[cyclopropane-1,4'-[2,7]naphthyridin]-3'(2'H)-one**



5

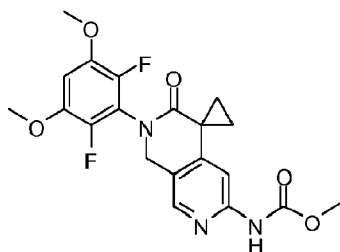
This compound was prepared using procedures analogous to those for *Example 23, Step 7*, with 2-(4-methylpiperazin-1-yl)ethanamine replacing 2-morpholinoethanamine. LCMS calculated for  $C_{25}H_{32}F_2N_5O_4$  (M+H)<sup>+</sup>: m/z = 488.2; Found: 488.2.

**Example 31**

10

**methyl 2'-((2,6-difluoro-3,5-dimethoxyphenyl)-3'-oxo-2',3'-dihydro-1'H-spiro[cyclopropane-1,4'-[2,7]naphthyridine]-6'-yl)carbamate**

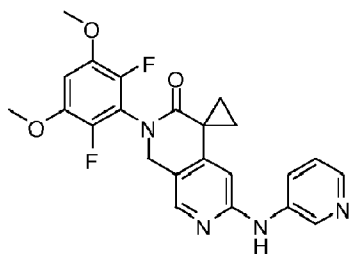
15



This compound was prepared using procedures analogous to those for *Example 23, Step 7*, with methyl carbamate replacing 2-morpholinoethanamine. LCMS calculated for  $C_{20}H_{20}F_2N_3O_5$  (M+H)<sup>+</sup>: m/z = 420.1; Found: 420.1.

**Example 32**

**2'-((2,6-difluoro-3,5-dimethoxyphenyl)-6'-(pyridin-3-ylamino)-1'H-spiro[cyclopropane-1,4'-[2,7]naphthyridin]-3'(2'H)-one**



5

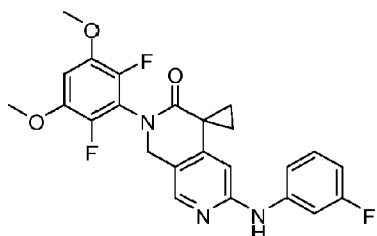
This compound was prepared using procedures analogous to those for *Example 23, Step 7*, with pyridin-3-amine replacing 2-morpholinoethanamine. LCMS calculated for  $C_{23}H_{21}F_2N_4O_3$  ( $M+H$ )<sup>+</sup>:  $m/z$  = 439.2; Found: 439.2.

**Example 33**

10

**2'-(2,6-difluoro-3,5-dimethoxyphenyl)-6'-(3-fluorophenylamino)-1'H-spiro[cyclopropane-1,4'-[2,7]naphthyridin]-3'(2'H)-one**

15

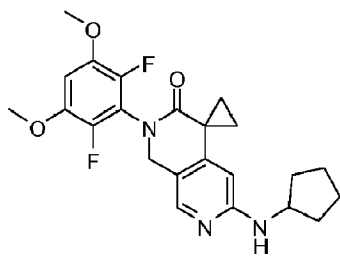


This compound was prepared using procedures analogous to those for *Example 23, Step 7*, with 3-fluoroaniline replacing 2-morpholinoethanamine. LCMS calculated for  $C_{24}H_{21}F_3N_3O_3$  ( $M+H$ )<sup>+</sup>:  $m/z$  = 456.2; Found: 456.2.

20

**Example 34**

**6'-(cyclopentylamino)-2'-(2,6-difluoro-3,5-dimethoxyphenyl)-1'H-spiro[cyclopropane-1,4'-[2,7]naphthyridin]-3'(2'H)-one**



5

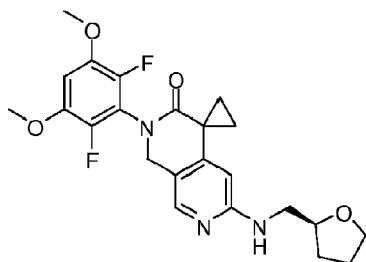
This compound was prepared using procedures analogous to those for *Example 23, Step 7*, with cyclopentanamine replacing 2-morpholinoethanamine. LCMS calculated for  $C_{23}H_{26}F_2N_3O_3$  (M+H)<sup>+</sup>: m/z = 430.2; Found: 430.2.

**Example 35**

10

**(S)-2'-(2,6-difluoro-3,5-dimethoxyphenyl)-6'-((tetrahydrofuran-2-yl)methylamino)-1'H-spiro[cyclopropane-1,4'-[2,7]naphthyridin]-3'(2'H)-one**

15

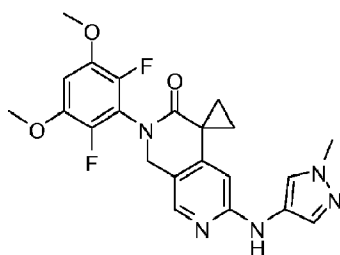


This compound was prepared using procedures analogous to those for *Example 23, Step 7*, with (S)-((tetrahydrofuran-2-yl)methanamine replacing 2-morpholinoethanamine. LCMS calculated for  $C_{23}H_{26}F_2N_3O_4$  (M+H)<sup>+</sup>: m/z = 446.2; Found: 446.2.

20

**Example 36**

**2'-(2,6-difluoro-3,5-dimethoxyphenyl)-6'-(1-methyl-1H-pyrazol-4-ylamino)-1'H-spiro[cyclopropane-1,4'-[2,7]naphthyridin]-3'(2'H)-one**



5

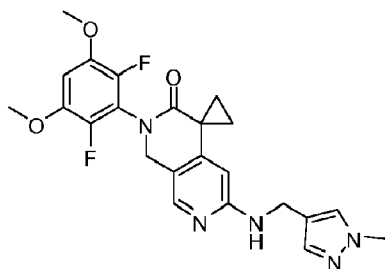
This compound was prepared using procedures analogous to those for *Example 23, Step 7*, with 1-methyl-1H-pyrazol-4-amine replacing 2-morpholinoethanamine. LCMS calculated for  $C_{22}H_{22}F_2N_5O_3$  (M+H)<sup>+</sup>: m/z = 442.2; Found: 442.2.

**Example 37**

10

**2'-(2,6-difluoro-3,5-dimethoxyphenyl)-6'-((1-methyl-1H-pyrazol-4-yl)methylamino)-1'H-spiro[cyclopropane-1,4'-[2,7]naphthyridin]-3'(2'H)-one**

15



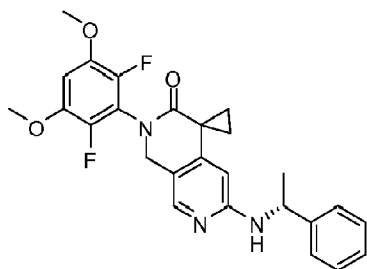
This compound was prepared using procedures analogous to those for *Example 23, Step 7*, with (1-methyl-1H-pyrazol-4-yl)methanamine replacing 2-morpholinoethanamine. LCMS calculated for  $C_{23}H_{24}F_2N_5O_3$  (M+H)<sup>+</sup>: m/z = 456.2; Found: 456.2.

20

**Example 38**

**(R)-2'-(2,6-difluoro-3,5-dimethoxyphenyl)-6'-(1-phenylethylamino)-1'H-spiro[cyclopropane-1,4'-[2,7]naphthyridin]-3'(2'H)-one**





5

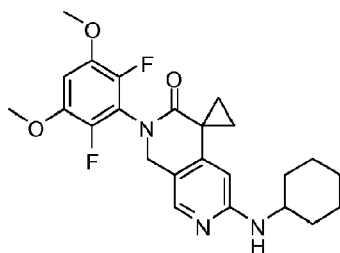
This compound was prepared using procedures analogous to those for *Example 23, Step 7*, with (R)-1-phenylethanamine replacing 2-morpholinoethanamine. LCMS calculated for  $C_{26}H_{26}F_2N_3O_3$  (M+H)<sup>+</sup>: m/z = 466.2; Found: 466.2.

**Example 39**

10

**6'-(cyclohexylamino)-2'-(2,6-difluoro-3,5-dimethoxyphenyl)-1'H-spiro[cyclopropane-1,4'-[2,7]naphthyridin]-3'(2'H)-one**

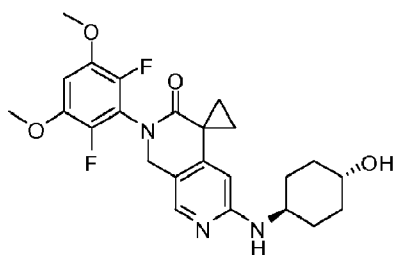
15



This compound was prepared using procedures analogous to those for *Example 23, Step 7*, with cyclohexanamine replacing 2-morpholinoethanamine. LCMS calculated for  $C_{24}H_{28}F_2N_3O_3$  (M+H)<sup>+</sup>: m/z = 444.2; Found: 444.2.

**Example 40**

**2'-(2,6-difluoro-3,5-dimethoxyphenyl)-6'-(*trans*-4-hydroxycyclohexylamino)-1'H-spiro[cyclopropane-1,4'-[2,7]naphthyridin]-3'(2'H)-one**



5

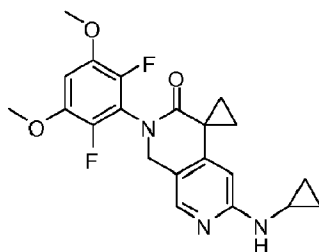
This compound was prepared using procedures analogous to those for *Example 23, Step 7*, with *trans*-4-aminocyclohexanol replacing 2-morpholinoethanamine. LCMS calculated for  $C_{24}H_{28}F_2N_3O_4$   $(M+H)^+$ :  $m/z = 460.2$ ; Found: 460.2.

**Example 41**

10

**6'-(cyclopropylamino)-2'-(2,6-difluoro-3,5-dimethoxyphenyl)-1'H-spiro[cyclopropane-1,4'-[2,7]naphthyridin]-3'(2'H)-one**

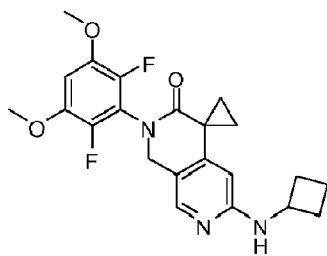
15



This compound was prepared using procedures analogous to those for *Example 23, Step 7*, with cyclopropanamine replacing 2-morpholinoethanamine. LCMS calculated for  $C_{21}H_{22}F_2N_3O_3$   $(M+H)^+$ :  $m/z = 402.2$ ; Found: 402.2.

**Example 42**

**6'-(cyclobutylamino)-2'-(2,6-difluoro-3,5-dimethoxyphenyl)-1'H-spiro[cyclopropane-1,4'-[2,7]naphthyridin]-3'(2'H)-one**



5

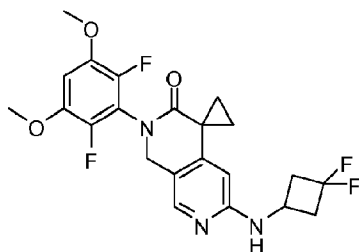
This compound was prepared using procedures analogous to those for *Example 23, Step 7*, with cyclobutylamine replacing 2-morpholinoethanamine. LCMS calculated for  $C_{22}H_{24}F_2N_3O_3$  ( $M+H$ )<sup>+</sup>:  $m/z$  = 416.2; Found: 416.2.

**Example 43**

10

**2'-(2,6-difluoro-3,5-dimethoxyphenyl)-6'-(3,3-difluorocyclobutylamino)-1'H-spiro[cyclopropane-1,4'-[2,7]naphthyridin]-3'(2'H)-one**

15

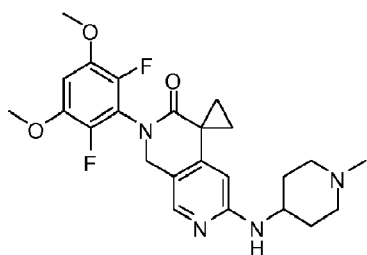


20

This compound was prepared using procedures analogous to those for *Example 23, Step 7*, with 3,3-difluorocyclobutanamine replacing 2-morpholinoethanamine. LCMS calculated for  $C_{22}H_{22}F_4N_3O_3$  ( $M+H$ )<sup>+</sup>:  $m/z$  = 452.2; Found: 452.2.

**Example 44**

**2'-(2,6-difluoro-3,5-dimethoxyphenyl)-6'-(1-methylpiperidin-4-ylamino)-1'H-spiro[cyclopropane-1,4'-[2,7]naphthyridin]-3'(2'H)-one**



5

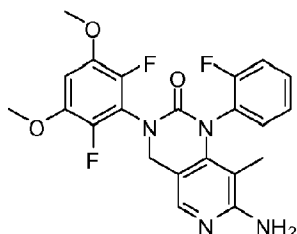
This compound was prepared using procedures analogous to those for *Example 23, Step 7*, with 1-methylpiperidin-4-amine replacing 2-morpholinoethanamine. LCMS calculated for  $C_{24}H_{29}F_2N_4O_3$  (M+H)<sup>+</sup>: m/z = 459.2; Found: 459.2.

**Example 45**

10

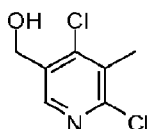
**7-amino-3-(2,6-difluoro-3,5-dimethoxyphenyl)-1-(2-fluorophenyl)-8-methyl-3,4-dihydropyrido[4,3-d]pyrimidin-2(1H)-one**

15



**Step 1: (4,6-dichloro-5-methylpyridin-3-yl)methanol**

20

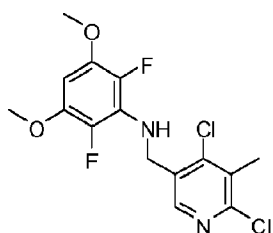


To a stirred solution of ethyl 4,6-dichloro-5-methylnicotinate (1.75 g, 7.48 mmol, Ark Pharm, cat# AK121795) in methylene chloride (30 mL) at -78 °C was added diisobutylaluminum hydride (1.0 M in

toluene, 18.0 mL, 18.0 mmol) dropwise. The resulting mixture was stirred at -78 °C for 2 h then quenched with saturated aqueous NH<sub>4</sub>Cl. The mixture was warmed to room temperature then extracted with DCM (3 x 20 mL). The combined organic layers were washed with brine, dried over Na<sub>2</sub>SO<sub>4</sub>, filtered and concentrated under reduced pressure. The residue was purified by flash chromatography on a silica gel column eluting with MeOH in DCM (0-5%) to afford the desired product (0.80 g, 56 %). LCMS calculated for C<sub>7</sub>H<sub>8</sub>Cl<sub>2</sub>NO (M+H)<sup>+</sup>: m/z = 192.0; Found: 192.0.

**Step 2: N-[(4,6-dichloro-5-methylpyridin-3-yl)methyl]-2,6-difluoro-3,5-dimethoxyaniline**

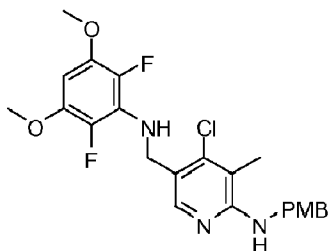
10



To a stirred solution of (4,6-dichloro-5-methylpyridin-3-yl)methanol (0.80 g, 4.2 mmol) in methylene chloride (20 mL) at 0 °C was added N,N-diisopropylethylamine (1.45 mL, 8.33 mmol), followed by methanesulfonyl chloride (0.42 mL, 5.4 mmol). The resulting mixture was warmed to room temperature and stirred for 2 h then quenched with saturated aqueous NaHCO<sub>3</sub>. The mixture was extracted with DCM (3x 50 mL). The combined organic layers were washed with brine, dried over Na<sub>2</sub>SO<sub>4</sub>, filtered and concentrated under reduced pressure. The residue was dissolved in N,N-diisopropylethylamine (3.5 mL) then 2,6-difluoro-3,5- dimethoxyaniline (0.79 g, 4.2 mmol) was added. The mixture was stirred at 100 °C overnight. The reaction mixture was cooled to room temperature then quenched with saturated aqueous NaHCO<sub>3</sub>, and extracted with ethyl acetate (3 x 20 mL). The combined organic layers were washed with brine, dried over Na<sub>2</sub>SO<sub>4</sub>, filtered and concentrated under reduced pressure. The residue was purified by flash chromatography on a silica gel column eluting with ethyl acetate in hexanes (0-25%) to afford the desired product (1.5 g, 99%).

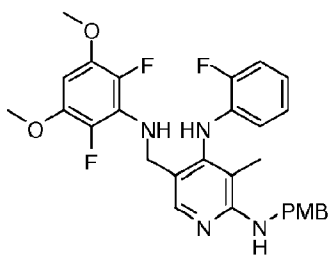
LCMS calculated for C<sub>15</sub>H<sub>15</sub>Cl<sub>2</sub>F<sub>2</sub>N<sub>2</sub>O<sub>2</sub> (M+H)<sup>+</sup>: m/z = 363.0; Found: 363.0.

**Step 3: 4-chloro-5-{[(2,6-difluoro-3,5-dimethoxyphenyl)amino]methyl}-N-(4-methoxybenzyl) -3-methylpyridin-2-amine**



- 5 A mixture of N-[(4,6-dichloro-5-methylpyridin-3-yl)methyl]-2,6-difluoro-3,5-dimethoxyaniline (1.5 g, 4.1 mmol), benzenemethanamine, 4-methoxy- (1.1 mL, 8.3 mmol), (R)-(+)-2,2'-bis(diphenylphosphino)-1,1'-binaphthyl (0.26 g, 0.42 mmol), palladium acetate (0.093 g, 0.41 mmol) and cesium carbonate (2.7 g, 8.3 mmol) in 1,4-dioxane (10 mL) was purged with nitrogen then heated to 150 °C and stirred overnight. After cooling to room temperature, the reaction mixture was
- 10 diluted with ethyl acetate, filtered and concentrated under reduced pressure. The residue was purified by flash chromatography on a silica gel column eluting with ethyl acetate in hexanes (0-25%) to afford the desired product (1.0 g, 52 %). LCMS calculated for C<sub>23</sub>H<sub>25</sub>ClF<sub>2</sub>N<sub>3</sub>O<sub>3</sub> (M+H)<sup>+</sup>: m/z = 464.2; Found: 464.1.

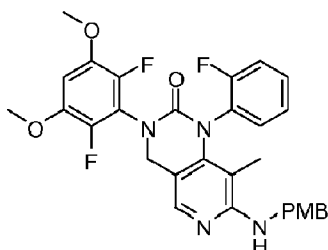
- Step 4: 5-{[(2,6-difluoro-3,5-dimethoxyphenyl)amino]methyl}-N4-(2-fluorophenyl)-N2-(4-methoxybenzyl)-3-methylpyridine-2,4-diamine**
- 15



- 20 To a mixture of 4-chloro-5-{[(2,6-difluoro-3,5-dimethoxyphenyl)amino]methyl}-N-(4-methoxybenzyl)-3-methylpyridin-2-amine (32 mg, 0.070 mmol), palladium acetate (1.6 mg, 0.0070 mmol), (R)-(+)-2,2'-bis(diphenylphosphino)-1,1'-binaphthyl (4.4 mg, 0.0070 mmol), and cesium carbonate (69 mg, 0.21 mmol) in 1,4-dioxane (1.0 mL) was added 2-fluoroaniline (11 mg, 0.098
- 25 mmol). The resulting mixture was purged with nitrogen then heated to 150 °C and stirred overnight. After cooling to room temperature, the reaction mixture was diluted with ethyl acetate, filtered and concentrated under reduced pressure. The residue was used in the next step without further purification. LCMS calculated for C<sub>29</sub>H<sub>30</sub>F<sub>3</sub>N<sub>4</sub>O<sub>3</sub> (M+H)<sup>+</sup>: m/z = 539.2; Found: 539.2.

**Step 5: 3-(2,6-difluoro-3,5-dimethoxyphenyl)-1-(2-fluorophenyl)-7-[(4-methoxybenzyl)amino]-8-methyl-3,4-dihydropyrido[4,3-d]pyrimidin-2(1H)-one**

5



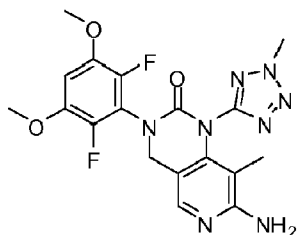
Triphosgene (21 mg, 0.070 mmol) was added to a solution of the crude product from *Step 4* and N,N-diisopropylethylamine (73  $\mu$ L, 0.42 mmol) in tetrahydrofuran (2.0 mL). The resulting mixture was stirred at room temperature for 30 min then 2N NaOH (2 mL) was added. The mixture was stirred at 30  $^{\circ}$ C for 1 h then cooled to room temperature and extracted with ethyl acetate (3 x 20 mL). The combined organic layers were washed with brine, dried over Na<sub>2</sub>SO<sub>4</sub>, filtered and concentrated under reduced pressure. The residue was used in the next step without further purification. LCMS calculated for C<sub>30</sub>H<sub>28</sub>F<sub>3</sub>N<sub>4</sub>O<sub>4</sub> (M+H)<sup>+</sup>: m/z = 565.2; Found: 565.2.

**15 Step 6: 7-amino-3-(2,6-difluoro-3,5-dimethoxyphenyl)-1-(2-fluorophenyl)-8-methyl-3,4-dihydropyrido[4,3-d]pyrimidin-2(1H)-one**

The crude product from *Step 5* was dissolved in 1 mL of TFA and the reaction mixture was stirred at 85  $^{\circ}$ C for 3 h. The mixture was cooled to room temperature and concentrated *in vacuo*. The residue was dissolved in acetonitrile then purified by RP-HPLC (pH = 2) to afford the desired product as TFA salt. LCMS calculated for C<sub>22</sub>H<sub>20</sub>F<sub>3</sub>N<sub>4</sub>O<sub>3</sub> (M+H)<sup>+</sup>: m/z = 445.1; Found: 445.2.

**Example 46**

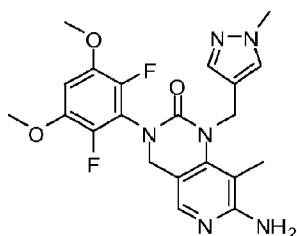
**25 7-amino-3-(2,6-difluoro-3,5-dimethoxyphenyl)-8-methyl-1-(2-methyl-2H-tetrazol-5-yl)-3,4-dihydropyrido[4,3-d]pyrimidin-2(1H)-one**



- 5 This compound was prepared using procedures analogous to those as described for *Example 45* with 2-methyl-2H-tetrazol-5-amine (Combi-Blocks, cat#OR-5103) replacing 2-fluoroaniline in *Step 4*. LCMS calculated for  $C_{18}H_{19}F_2N_8O_3$  (M+H)<sup>+</sup>: m/z = 433.2; Found: 433.2.

#### Example 47

- 10 **7-amino-3-(2,6-difluoro-3,5-dimethoxyphenyl)-8-methyl-1-[(1-methyl-1H-pyrazol-4-yl)methyl]-3,4-dihydropyrido[4,3-d]pyrimidin-2(1H)-one**



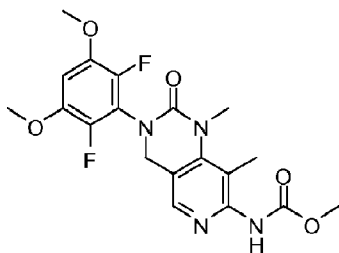
15

This compound was prepared using procedures analogous to those as described for *Example 45* with 1-(1-methyl-1H-pyrazol-4-yl)methanamine hydrochloride (J&W PharmLab, Cat#68R0166) replacing 2-fluoroaniline in *Step 4*. LCMS calculated for  $C_{21}H_{23}F_2N_6O_3$  (M+H)<sup>+</sup>: m/z = 445.2; Found: 445.1.

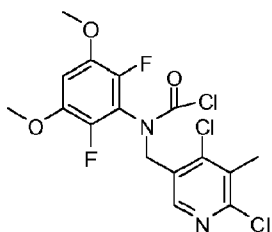
- 20 **Example 48**

**methyl [3-(2,6-difluoro-3,5-dimethoxyphenyl)-1,8-dimethyl-2-oxo-1,2,3,4-tetrahydropyrido [4,3-d]pyrimidin-7-yl]carbamate**





**Step 1: [(4,6-dichloro-5-methylpyridin-3-yl)methyl](2,6-difluoro-3,5-dimethoxyphenyl) carbamic chloride**



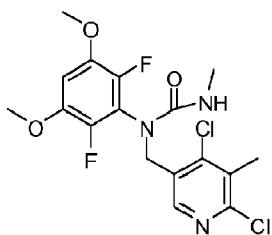
10

To a solution of N-[(4,6-dichloro-5-methylpyridin-3-yl)methyl]-2,6-difluoro-3,5-dimethoxyaniline (*Example 45, Step 2*: 1.25 g, 3.44 mmol) in methylene chloride (30 mL) at 0 °C was added triphosgene (0.61 g, 2.1 mmol), followed by pyridine (840  $\mu$ L, 10. mmol). The reaction mixture was stirred at 0 °C for 1 hour then diluted with methylene chloride and washed with 1N HCl solution. Then the aqueous solution was extracted with methylene chloride. The combined organic layers were washed with water, brine, dried over Na<sub>2</sub>SO<sub>4</sub>, then concentrated to give the desired product (1.45 g, 99 %) which was used in the next step without further purification. LCMS calculated for C<sub>16</sub>H<sub>14</sub>Cl<sub>3</sub>F<sub>2</sub>N<sub>2</sub>O<sub>3</sub> (M+H)<sup>+</sup>: m/z = 425.0; Found: 425.0.

15

**Step 2: N-[(4,6-dichloro-5-methylpyridin-3-yl)methyl]-N-(2,6-difluoro-3,5-dimethoxyphenyl)-N'-methylurea**

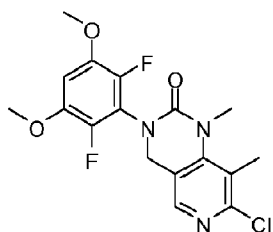
20



To a solution of [(4,6-dichloro-5-methylpyridin-3-yl)methyl](2,6-difluoro-3,5-dimethoxyphenyl)carbamic chloride (1.45 g, 3.41 mmol) in methylene chloride (6 mL) was added methylamine (2M in THF, 3.4 mL, 6.8 mmol) and N,N-diisopropylethylamine (3.0 mL, 17 mmol). The resulting mixture was stirred at room temperature for 30 min then concentrated. The residue was purified on a silica gel column to give the desired product (1.35 g, 94 %). LCMS calculated for  $C_{17}H_{18}ClF_2N_3O_3$  (M+H)<sup>+</sup>: m/z = 420.1; Found: 420.0.

**Step 3: 7-chloro-3-(2,6-difluoro-3,5-dimethoxyphenyl)-1,8-dimethyl-3,4-dihydropyrido[4,3-d]pyrimidin-2(1H)-one**

10

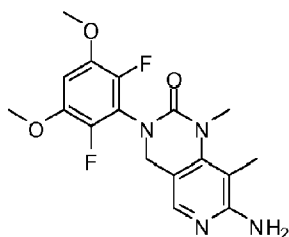


15 A mixture of N-[(4,6-dichloro-5-methylpyridin-3-yl)methyl]-N-(2,6-difluoro-3,5-dimethoxyphenyl)-N'-methylurea (0.80 g, 1.9 mmol), cesium carbonate (1.9 g, 5.7 mmol) in N,N-dimethylformamide (7 mL) in a reaction vial was stirred at 110 °C overnight. After cooling to room temperature, the mixture was quenched with sat'd NH<sub>4</sub>Cl solution, and extracted with ethyl acetate. The combined extracts were washed with water and brine then dried over Na<sub>2</sub>SO<sub>4</sub> and concentrated. The residue was purified on a silica gel column to give the desired product (0.58 g, 79 %). LCMS calculated for  $C_{17}H_{17}ClF_2N_3O_3$  (M+H)<sup>+</sup>: m/z = 384.1; Found: 384.1.

20

**Step 4: 7-amino-3-(2,6-difluoro-3,5-dimethoxyphenyl)-1,8-dimethyl-3,4-dihydropyrido[4,3-d]pyrimidin-2(1H)-one**

25



- A mixture of 7-chloro-3-(2,6-difluoro-3,5-dimethoxyphenyl)-1,8-dimethyl-3,4-dihydropyrido[4,3-d]pyrimidin-2(1H)-one (200 mg, 0.5 mmol), benzophenone imine (110  $\mu$ L, 0.68 mmol), 2,2'-bis(diphenylphosphino)-1,1'-binaphthyl (32 mg, 0.052 mmol) and
- 5 tris(dibenzylideneacetone)dipalladium(0) (20 mg, 0.02 mmol) in toluene (4 mL) was purged with nitrogen for 5 min. The mixture was stirred at 90 °C for 2 hours then cooled to room temperature and concentrated. The residue was purified on a silica gel column to give the intermediate (210 mg). The intermediate was dissolved in tetrahydrofuran (3 mL) then hydrogen chloride (1 M in water, 0.3 mL, 0.3 mmol) was added. The mixture was stirred at room temperature for 3 hours then
- 10 concentrated and the residue was purified on a silica gel column to give the desired product (150 mg). LCMS calculated for  $C_{17}H_{19}F_2N_4O_3$  (M+H)<sup>+</sup>: m/z = 365.1; Found: 365.1.

**Step 5: methyl[3-(2,6-difluoro-3,5-dimethoxyphenyl)-1,8-dimethyl-2-oxo-1,2,3,4-tetrahydropyrido [4,3-d]pyrimidin-7-yl]carbamate**

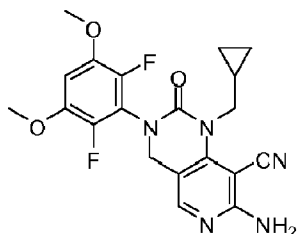
- 15 To a solution of 7-amino-3-(2,6-difluoro-3,5-dimethoxyphenyl)-1,8-dimethyl-3,4-dihydropyrido[4,3-d]pyrimidin-2(1H)-one (120 mg, 0.33 mmol) in methylene chloride (5 mL) was added methyl chloroformate (38  $\mu$ L, 0.49 mmol) and triethylamine (230  $\mu$ L, 1.6 mmol). The resulting mixture was stirred at room temperature overnight then concentrated. The residue was purified by reverse phase
- 20 HPLC (pH = 2, acetonitrile/water+TFA) to give the desired product as the TFA salt. LCMS calculated for  $C_{19}H_{21}F_2N_4O_5$  (M+H)<sup>+</sup>: m/z = 423.1; Found: 423.1. <sup>1</sup>H NMR (500 MHz, DMSO-*d*<sub>6</sub>)  $\delta$  9.80 (s, 1H), 8.03 (s, 1H), 7.02 (t, *J* = 8.2 Hz, 1H), 4.67 (s, 2H), 3.88 (s, 6H), 3.68 (s, 3H), 3.34 (s, 3H), 2.21 (s, 3H) ppm.

**Example 49**

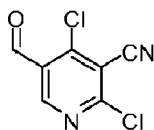
25

**7-amino-1-(cyclopropylmethyl)-3-(2,6-difluoro-3,5-dimethoxyphenyl)-2-oxo-1,2,3,4-tetrahydropyrido[4,3-d]pyrimidine-8-carbonitrile**

30



**Step 1: 2,4-dichloro-5-formylnicotinonitrile**

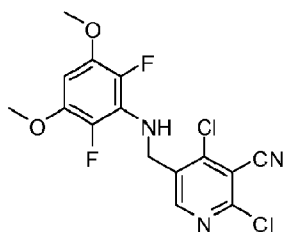


5

A mixture of malononitrile (2.0 g, 30. mmol) and trimethylorthoacetate (4.0 g, 33 mmol) was heated at reflux for 3 hours then it was cooled to room temperature and concentrated to give (1-methoxyethylidene)malononitrile (3.7 g) which was used in the next step without further purification. A solution of (1-methoxyethylidene)malononitrile (2.0 g, 16 mmol) in N,N-dimethylformamide (4.8 g, 66 mmol) was added dropwise to phosphoryl chloride (10 g, 66 mmol) at 95 °C. The resulting mixture was stirred at 95 °C for 3 days then cooled to room temperature and diluted with methylene chloride (50 mL). The mixture was stirred at room temperature for 1 h then water (50 mL) was added and the mixture was stirred at room temperature for an additional 1 h. The mixture was extracted with methylene chloride. The combined organic layers were washed with water and brine then dried over Na<sub>2</sub>SO<sub>4</sub> and concentrated. The residue was purified on a silica gel column to give the desired product (1.46 g, 44 %). <sup>1</sup>H NMR (400 MHz, CDCl<sub>3</sub>): δ 10.44 (s, 1 H), 8.99 (s, 1 H) ppm.

**Step 2: 2,4-dichloro-5-[(2,6-difluoro-3,5-dimethoxyphenyl)amino]methyl}nicotinonitrile**

20

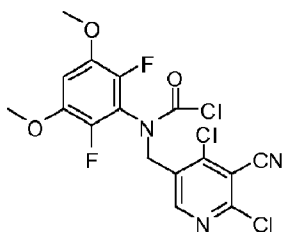


To a mixture of sodium triacetoxyborohydride (1.0 g, 5.0 mmol) in trifluoroacetic acid (2 mL, 20 mmol) at room temperature was added a solution of 2,6-difluoro-3,5-dimethoxyaniline (0.52 g, 2.7 mmol) in methylene chloride (20 mL). The resulting mixture was stirred for 5 min at room temperature then a solution of 2,4-dichloro-5-formylnicotinonitrile (0.50 g, 2.5 mmol) in methylene chloride (20 mL) was added.

The mixture was stirred at room temperature for 1 h then neutralized with sat'd NaHCO<sub>3</sub> solution and extracted with methylene chloride. The combined organic layers were washed with water and brine then dried over Na<sub>2</sub>SO<sub>4</sub> and concentrated. The residue was purified on a silica gel column to give the desired product (0.87 g, 93 %). LCMS calculated for C<sub>15</sub>H<sub>12</sub>Cl<sub>2</sub>F<sub>2</sub>N<sub>3</sub>O<sub>2</sub> (M+H)<sup>+</sup>: m/z = 374.0; Found: 373.9.

**Step 3: [(4,6-dichloro-5-cyanopyridin-3-yl)methyl](2,6-difluoro-3,5-dimethoxyphenyl)carbamic chloride**

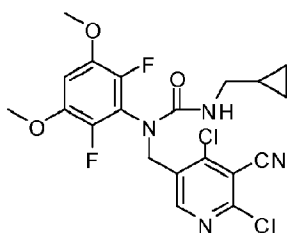
5



To a solution of 2,4-dichloro-5-[(2,6-difluoro-3,5-dimethoxyphenyl)amino]methyl-nicotinonitrile (810 mg, 2.2 mmol) in methylene chloride (30 mL) at 0 °C was added triphosgene (0.38 g, 1.3 mmol), followed by pyridine (520  $\mu$ L, 6.5 mmol). The mixture was stirred at 0 °C for 1 hour then diluted with methylene chloride and washed with 1 N HCl solution. The mixture was then extracted with methylene chloride. The combined organic layers were washed with water and brine then dried over Na<sub>2</sub>SO<sub>4</sub> and concentrated to yield the desired product (0.84 g, 89 %) which was used in the next step without further purification. LCMS calculated for C<sub>16</sub>H<sub>11</sub>Cl<sub>3</sub>F<sub>2</sub>N<sub>3</sub>O<sub>3</sub> (M+H)<sup>+</sup>: m/z = 436.0; Found: 435.8.

**Step 4: N'-(cyclopropylmethyl)-N-[(4,6-dichloro-5-cyanopyridin-3-yl)methyl]-N-(2,6-difluoro-3,5-dimethoxyphenyl)urea**

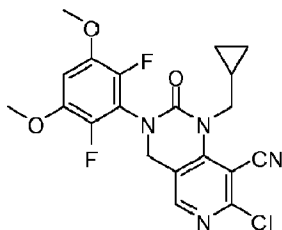
20



To a solution of [(4,6-dichloro-5-cyanopyridin-3-yl)methyl](2,6-difluoro-3,5-dimethoxyphenyl)carbamic chloride (35 mg, 0.080 mmol) in methylene chloride (1 mL) was added cyclopropylmethylamine (8.9  $\mu$ L, 0.10 mmol) and N,N-diisopropylethylamine (70  $\mu$ L, 0.40 mmol). The resulting solution was stirred at room temperature for 30 min then diluted with DCM and washed with 1 N HCl aqueous solution. The organic layer was washed with brine then dried over Na<sub>2</sub>SO<sub>4</sub> and concentrated. The residue was used in the next step without further purification. LCMS calculated for C<sub>20</sub>H<sub>19</sub>Cl<sub>2</sub>F<sub>2</sub>N<sub>4</sub>O<sub>3</sub> (M+H)<sup>+</sup>: m/z = 471.1; Found: 471.1.

**Step 5: 7-chloro-1-(cyclopropylmethyl)-3-(2,6-difluoro-3,5-dimethoxyphenyl)-2-oxo-1,2,3,4-tetrahydropyrido[4,3-d]pyrimidine-8-carbonitrile**

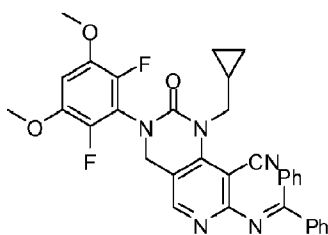
5



A mixture of the crude product from *Step 4* and potassium carbonate (22 mg, 0.16 mmol) in acetonitrile (3 mL) was heated to reflux and stirred overnight. The reaction mixture was cooled to room temperature then diluted with DCM and washed with water and brine. The organic layer was dried over Na<sub>2</sub>SO<sub>4</sub> then concentrated. The residue was used in the next step without further purification. LCMS calculated for C<sub>20</sub>H<sub>18</sub>ClF<sub>2</sub>N<sub>4</sub>O<sub>3</sub> (M+H)<sup>+</sup>: m/z = 435.1; Found: 434.7.

**Step 6: 1-(cyclopropylmethyl)-3-(2,6-difluoro-3,5-dimethoxyphenyl)-7-[(diphenylmethylene) - amino]-2-oxo-1,2,3,4-tetrahydropyrido[4,3-d]pyrimidine-8-carbonitrile**

15



20

A mixture of the crude product from *Step 5*, bis(dibenzylideneacetone)palladium(0) (5 mg, 0.008 mmol), (R)-(+)-2,2'-bis(diphenylphosphino)-1,1'-binaphthyl (5 mg, 0.008 mmol), sodium tert-butoxide (15 mg, 0.16 mmol) and benzophenone imine (20. μL, 0.12 mmol) in toluene (5 mL) was evacuated then filled with nitrogen. The resulting mixture was heated to 90 °C and stirred for 3 h. The reaction mixture was cooled to room temperature then diluted with water and extracted with DCM. The combined extracts were dried over Na<sub>2</sub>SO<sub>4</sub> then concentrated. The residue was purified on a silica gel column eluting with 0 to 100 % EtOAc/Hexanes to give the desired product (13 mg) as a yellow solid. LCMS calculated for C<sub>33</sub>H<sub>28</sub>F<sub>2</sub>N<sub>5</sub>O<sub>3</sub> (M+H)<sup>+</sup>: m/z = 580.2; Found: 580.0.

25

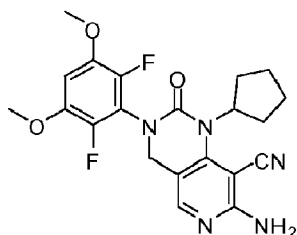
**Step 7: 7-amino-1-(cyclopropylmethyl)-3-(2,6-difluoro-3,5-dimethoxyphenyl)-2-oxo-1,2,3,4-tetrahydropyrido[4,3-d]pyrimidine-8-carbonitrile**

- 5 The product from *Step 6* was dissolved in tetrahydrofuran (3 mL) then 1.0 M hydrogen chloride in water (0.16 mL, 0.16 mmol) was added. The resulting mixture was stirred at room temperature for 2 h then diluted with acetonitrile and purified by prep HPLC (pH = 2, acetonitrile/water+TFA) to give the desired product as the TFA salt. LCMS calculated for  $C_{20}H_{20}F_2N_5O_3$  (M+H)<sup>+</sup>: m/z = 416.2; Found: 416.2.

10 **Example 50**

**7-amino-1-cyclopentyl-3-(2,6-difluoro-3,5-dimethoxyphenyl)-2-oxo-1,2,3,4-tetrahydropyrido[4,3-d]pyrimidine-8-carbonitrile**

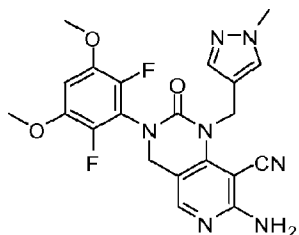
15



- 20 This compound was prepared using procedures analogous to those as described for *Example 49* with cyclopentanamine replacing cyclopropylmethylamine in *Step 4*. LCMS calculated for  $C_{21}H_{22}F_2N_5O_3$  (M+H)<sup>+</sup>: m/z = 430.2; Found: 430.2.

**Example 51**

- 25 **7-amino-3-(2,6-difluoro-3,5-dimethoxyphenyl)-1-[(1-methyl-1H-pyrazol-4-yl)methyl]-2-oxo-1,2,3,4-tetrahydropyrido[4,3-d]pyrimidine-8-carbonitrile**



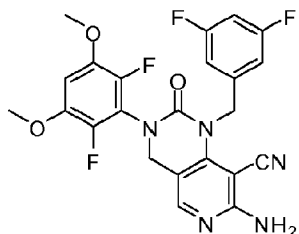
- 5 This compound was prepared using procedures analogous to those as described for *Example 49* with 1-(1-methyl-1H-pyrazol-4-yl)methanamine (AstaTech, cat#BL009313) replacing cyclopropylmethylamine in *Step 4*. LCMS calculated for  $C_{21}H_{20}F_2N_7O_3$  ( $M+H$ )<sup>+</sup>:  $m/z = 456.2$ ; Found: 456.0.

#### Example 52

10

#### 7-amino-1-(3,5-difluorobenzyl)-3-(2,6-difluoro-3,5-dimethoxyphenyl)-2-oxo-1,2,3,4-tetrahydropyrido[4,3-d]pyrimidine-8-carbonitrile

15

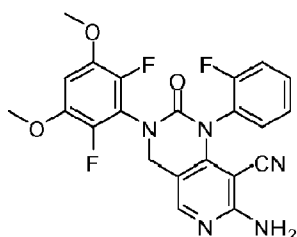


- This compound was prepared using procedures analogous to those as described for *Example 49* with 1-(3,5-difluorophenyl)methanamine replacing cyclopropylmethylamine in *Step 4*. LCMS calculated for  $C_{23}H_{18}F_4N_5O_3$  ( $M+H$ )<sup>+</sup>:  $m/z = 488.1$ ; Found: 488.1.
- 20

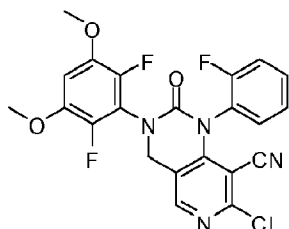
#### Example 53

#### 7-amino-3-(2,6-difluoro-3,5-dimethoxyphenyl)-1-(2-fluorophenyl)-2-oxo-1,2,3,4-tetrahydropyrido[4,3-d]pyrimidine-8-carbonitrile





**5 Step 1: 7-chloro-3-(2,6-difluoro-3,5-dimethoxyphenyl)-1-(2-fluorophenyl)-2-oxo-1,2,3,4-tetrahydropyrido[4,3-d]pyrimidine-8-carbonitrile**



10

A mixture of [(4,6-dichloro-5-cyanopyridin-3-yl)methyl](2,6-difluoro-3,5-dimethoxyphenyl)carbamic chloride (35 mg, 0.080 mmol), 2-fluoro-benzenamine (9.8 mg, 0.088 mmol) and N-diisopropylethylamine (42  $\mu$ L, 0.24 mmol) in 1,2-dichloroethane (0.4 mL) was stirred at 90  $^{\circ}$ C

15 overnight. The reaction mixture was cooled to room temperature then potassium carbonate (25 mg, 0.18 mmol) and acetonitrile (1 mL) were added. The mixture was stirred at 90  $^{\circ}$ C for 4 hours. After cooling to room temperature, the mixture was concentrated and the residue was purified on a silica gel column to give the desired product (30 mg, 80 %). LCMS calculated for  $C_{22}H_{15}ClF_3N_4O_3$  (M+H) $^{+}$ : m/z = 475.1; Found: 474.9.

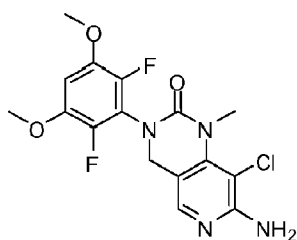
**20 Step 2: 7-amino-3-(2,6-difluoro-3,5-dimethoxyphenyl)-1-(2-fluorophenyl)-2-oxo-1,2,3,4-tetrahydropyrido[4,3-d]pyrimidine-8-carbonitrile**

This compound was prepared from 7-chloro-3-(2,6-difluoro-3,5-dimethoxyphenyl)-1-(2-fluorophenyl)-2-oxo-1,2,3,4-tetrahydropyrido[4,3-d]pyrimidine-8-carbonitrile using similar conditions as described for *Example 49, Step 6-7*. LCMS calculated for  $C_{22}H_{17}F_3N_5O_3$  (M+H) $^{+}$ : m/z = 456.1; Found: 455.9.

**Example 54**

**7-amino-3-(2,6-difluoro-3,5-dimethoxyphenyl)-1-methyl-3,4-dihydropyrido[4,3-d]pyrimidin-2(1H)-one**

5



To a solution of 7-amino-3-(2,6-difluoro-3,5-dimethoxyphenyl)-1-methyl-3,4-dihydropyrido[4,3-d]pyrimidin-2(1H)-one (*Example 1, Step 6*: 15 mg, 0.043 mmol) in DMF (1.0 mL) was added N-chlorosuccinimide (17 mg, 0.13 mmol). The resulting mixture was stirred at room temperature for 1 h then it was purified by prep-HPLC (pH 2, acetonitrile/water+TFA) to afford the desired product as the TFA salt. LC-MS calculated for C<sub>16</sub>H<sub>16</sub>ClF<sub>2</sub>N<sub>4</sub>O<sub>3</sub> [M+H]<sup>+</sup> m/z: 385.1; found 385.1. <sup>1</sup>H NMR (500 MHz, DMSO) δ 7.75 (s, 1H), 7.15 (s, 2H), 7.02 (t, *J* = 7.5 Hz, 1H), 4.57 (s, 2H), 3.88 (s, 6H), 3.45 (s, 3H) ppm.

**Example A****FGFR Enzymatic Assay**

20

The inhibitor potency of the exemplified compounds was measured in an enzyme assay that measures peptide phosphorylation using FRET measurements to detect product formation. Inhibitors were serially diluted in DMSO and a volume of 0.5 μL was transferred to the wells of a 384-well plate. For FGFR3, a 10 μL volume of FGFR3 enzyme (Millipore) diluted in assay buffer (50 mM HEPES, 10 mM MgCl<sub>2</sub>, 1 mM EGTA, 0.01% Tween-20, 5 mM DTT, pH 7.5) was added to the plate and pre-incubated for 5-10 minutes. Appropriate controls (enzyme blank and enzyme with no inhibitor) were included on the plate. The assay was initiated by the addition of a 10 μL solution containing biotinylated EQEDEPEGDYFEWLE peptide substrate (SEQ ID NO: 1) and ATP (final concentrations of 500 nM and 140 μM respectively) in assay buffer to the wells. The plate was incubated at 25 °C for 1 hr. The reactions were ended with the addition of 10 μL/well of quench solution (50 mM Tris, 150 mM NaCl, 0.5 mg/mL BSA, pH 7.8; 30 mM EDTA with Perkin Elmer Lance Reagents at 3.75 nM Eu-

30

antibody PY20 and 180 nM APC-Streptavidin). The plate was allowed to equilibrate for ~1 hr before scanning the wells on a PheraStar plate reader (BMG Labtech).

5 FGFR1 and FGFR2 were measured under equivalent conditions with the following changes in enzyme and ATP concentrations: FGFR1, 0.02 nM and 210  $\mu$ M, respectively and FGFR2, 0.01 nM and 100  $\mu$ M, respectively. The enzymes were purchased from Millipore or Invitrogen.

GraphPad prism3 was used to analyze the data. The IC<sub>50</sub> values were derived by fitting the data to the equation for a sigmoidal dose-response with a variable slope.  $Y = \text{Bottom} + (\text{Top} - \text{Bottom}) / (1 + 10^{((\text{LogIC}_{50} - X) * \text{HillSlope}))}$  where X is the logarithm of concentration and Y is the response. Compounds having an IC<sub>50</sub> of 1  $\mu$ M or less are considered active.

The compounds of the invention were found to be inhibitors of one or more of FGFR1, FGFR2, and FGFR3 according to the above-described assay. IC<sub>50</sub> data is provided below in Table 1. The symbol  
15 "+" indicates an IC<sub>50</sub> less than 100 nM.

**Table 1**

Example No.	FGFR1 IC <sub>50</sub> (nM)	FGFR2 IC <sub>50</sub> (nM)	FGFR3 IC <sub>50</sub> (nM)
1	+	+	+
2	+	+	+
3	+	+	+
4	+	+	+
5	+	+	+
6	+	+	+
7	+	+	+
8	+	+	+
9	+	+	+
10	+	+	+
11	+	+	+
12	+	+	+
13	+	+	+
14	+	+	+
15	+	+	+
16	+	+	+
17	+	+	+
18	+	+	+

Example No.	FGFR1 IC50 (nM)	FGFR2 IC50 (nM)	FGFR3 IC50 (nM)
19	+	+	+
20	+	+	+
21	+	+	+
22	+	+	+
23	+	+	+
24	+	+	+
25	+	+	+
26	+	+	+
27	+	+	+
28	+	+	+
29	+	+	+
30	+	+	+
31	+	+	+
32	+	+	+
33	+	+	+
34	+	+	+
35	+	+	+
36	+	+	+
37	+	+	+
38	+	+	+
39	+	+	+
40	+	+	+
41	+	+	+
42	+	+	+
43	+	+	+
44	+	+	+
45	+	+	+
46	+	+	+
47	+	+	+
48	+	+	+

Example No.	FGFR1 IC50 (nM)	FGFR2 IC50 (nM)	FGFR3 IC50 (nM)
49	+	+	+
50	+	+	+
51	+	+	+
52	+	+	+
53	+	+	+
54	+	+	+

**Example B****FGFR Cell Proliferation/Survival Assays**

5

The ability of the example compounds to inhibit the growth of cells dependent on FGFR signaling for survival can be measured using viability assays. A recombinant cell line over-expressing human FGFR3 was developed by stable transfection of the mouse pro-B Ba/F3 cells (obtained from the Deutsche Sammlung von Mikroorganismen und Zellkulturen) with a plasmid encoding the full length human FGFR3. Cells were sequentially selected for puromycin resistance and proliferation in the presence of heparin and FGF1. A single cell clone was isolated and characterized for functional expression of FGFR3. This Ba/F3-FGFR3 clone is used in cell proliferation assays, and compounds are screened for their ability to inhibit cell proliferation/survival. The Ba/F3-FGFR3 cells are seeded into 96 well, black cell culture plates at 3500 cells/well in RPMI1640 media containing 2 % FBS, 20 ug/mL Heparin and 5 ng/mL FGF1. The cells were treated with 10  $\mu$ L of 10X concentrations of serially diluted compounds (diluted with medium lacking serum from 5 mM DMSO dots) to a final volume of 100  $\mu$ L/well. After 72 hour incubation, 100  $\mu$ L of Cell Titer Glo® reagent (Promega Corporation) that measures cellular ATP levels is added to each well. After 20 minute incubation with shaking, the luminescence is read on a plate reader. The luminescent readings are converted to percent inhibition relative to DMSO treated control wells, and the IC<sub>50</sub> values are calculated using GraphPad Prism software by fitting the data to the equation for a sigmoidal dose-response with a variable slope. Compounds having an IC<sub>50</sub> of 10  $\mu$ M or less are considered active. Cell lines representing a variety of tumor types including KMS-11 (multiple myeloma, FGFR3 translocation), RT112 (bladder cancer, FGFR3 overexpression), KatoIII (gastric cancer, FGFR2 gene amplification), and H-1581 (lung, FGFR1 gene amplification) are used in similar proliferation assays. In some experiments, MTS reagent, Cell Titer 96® AQueous One Solution Reagent (Promega Corporation) is added to a final concentration of 333  $\mu$ g/mL in place Cell Titer Glo and read at 490/650 nm on a plate reader. Compounds having an IC<sub>50</sub> of 5  $\mu$ M or less are considered active.

**Example C****Cell-Based FGFR Phosphorylation Assays**

5

The inhibitory effect of compounds on FGFR phosphorylation in relevant cell lines (Ba/F3-FGFR3, KMS-11, RT112, KatoIII, H-1581 cancer cell lines and HUVEC cell line) can be assessed using immunoassays specific for FGFR phosphorylation. Cells are starved in media with reduced serum (0.5%) and no FGF1 for 4 to 18 h depending upon the cell line then treated with various

10 concentrations of individual inhibitors for 1-4 hours. For some cell lines, such as Ba/F3-FGFR3 and KMS-11, cells are stimulated with Heparin (20 µg/mL) and FGF1 (10 ng/mL) for 10 min. Whole cell protein extracts are prepared by incubation in lysis buffer with protease and phosphatase inhibitors [50 mM HEPES (pH 7.5), 150 mM NaCl, 1.5 mM MgCl<sub>2</sub>, 10% Glycerol, 1% Triton X-100, 1 mM sodium orthovanadate, 1 mM sodium fluoride, aprotinin (2 µg/mL), leupeptin (2 µg/mL), pepstatin A (2  
15 µg/mL), and phenylmethylsulfonyl fluoride (1 mM)] at 4°C. Protein extracts are cleared of cellular debris by centrifugation at 14,000 x g for 10 minutes and quantified using the BCA (bicinchoninic acid) microplate assay reagent (Thermo Scientific).

Phosphorylation of FGFR receptor in protein extracts was determined using immunoassays including  
20 western blotting, enzyme-linked immunoassay (ELISA) or bead-based immunoassays (Luminex). For detection of phosphorylated FGFR2, a commercial ELISA kit DuoSet IC Human Phospho-FGF R2α ELISA assay (R&D Systems, Minneapolis, MN) can be used. For the assay KatoIII cells are plated in 0.2% FBS supplemented Iscove's medium (50,000 cells / well/ per 100 µL) into 96-well flat-bottom tissue culture treated plates (Corning, Corning, NY), in the presence or absence of a concentration  
25 range of test compounds and incubated for 4 hours at 37 °C, 5% CO<sub>2</sub>. The assay is stopped with addition of 200 µL of cold PBS and centrifugation. The washed cells are lysed in Cell Lysis Buffer (Cell Signaling, #9803) with Protease Inhibitor (Calbiochem, #535140) and PMSF (Sigma, #P7626) for 30 min on wet ice. Cell lysates were frozen at -80 °C before testing an aliquot with the DuoSet IC Human Phospho-FGF R2α ELISA assay kit. GraphPad prism3 was used to analyze the data. The IC<sub>50</sub>  
30 values were derived by fitting the data to the equation for a sigmoidal dose-response with a variable slope.

For detection of phosphorylated FGFR3, a bead based immunoassay was developed. An anti-human FGFR3 mouse mAb (R&D Systems, cat#MAB7661) was conjugated to Luminex MAGplex  
35 microspheres, bead region 20 and used as the capture antibody. RT-112 cells were seeded into multi-well tissue culture plates and cultured until 70% confluence. Cells were washed with PBS and starved in RPMI + 0.5% FBS for 18 hr. The cells were treated with 10 µL of 10X concentrations of serially diluted compounds for 1 hr at 37 °C, 5% CO<sub>2</sub> prior to stimulation with 10 ng/mL human FGF1 and 20 µg/mL Heparin for 10 min. Cells were washed with cold PBS and lysed with Cell Extraction Buffer  
40 (Invitrogen) and centrifuged. Clarified supernatants were frozen at -80 °C until analysis.

For the assay, cell lysates are diluted 1:10 in Assay Diluent and incubated with capture antibody-bound beads in a 96-well filter plate for 2 hours at room temperature on a plate shaker. Plates are washed three times using a vacuum manifold and incubated with anti-phospho-FGF R1-4  
5 (Y653/Y654) rabbit polyclonal antibody (R&D Systems cat# AF3285) for 1 hour at RT with shaking. Plates are washed three times. The diluted reporter antibody, goat anti-rabbit-RPE conjugated antibody (Invitrogen Cat. # LHB0002) is added and incubated for 30 minutes with shaking. Plates are washed three times. The beads are suspended in wash buffer with shaking at room temperature for 5  
10 minutes and then read on a Luminex 200 instrument set to count 50 events per sample, gate settings 7500-13500. Data is expressed as mean fluorescence intensity (MFI). MFI from compound treated samples are divided by MFI values from DMSO controls to determine the percent inhibition, and the IC<sub>50</sub> values are calculated using the GraphPad Prism software. Compounds having an IC<sub>50</sub> of 1 μM or less are considered active.

#### **Example D**

15

#### **FGFR Cell-Based Signaling Assays**

Activation of FGFR leads to phosphorylation of Erk proteins. Detection of pErk is monitored using the  
20 Cellu'Erk HTRF (Homogeneous Time Resolved Fluorescence) Assay (CisBio) according to the manufacturer's protocol. KMS-11 cells are seeded into 96-well plates at 40,000 cells/well in RPMI medium with 0.25% FBS and starved for 2 days. The medium is aspirated and cells are treated with 30 μL of 1X concentrations of serially diluted compounds (diluted with medium lacking serum from 5 mM DMSO dots) to a final volume of 30 μL/well and incubated for 45 min at room temperature. Cells  
25 are stimulated by addition of 10 μL of Heparin (100 μg/mL) and FGF1 (50 ng/mL) to each well and incubated for 10 min at room temperature. After lysis, an aliquot of cell extract is transferred into 384-well low volume plates, and 4 μL of detection reagents are added followed by incubation for 3 hr at room temperature. The plates are read on a PheraStar instrument with settings for HTRF. The normalized fluorescence readings are converted to percent inhibition relative to DMSO treated control  
30 wells, and the IC<sub>50</sub> values are calculated using the GraphPad Prism software. Compounds having an IC<sub>50</sub> of 1 μM or less are considered active.

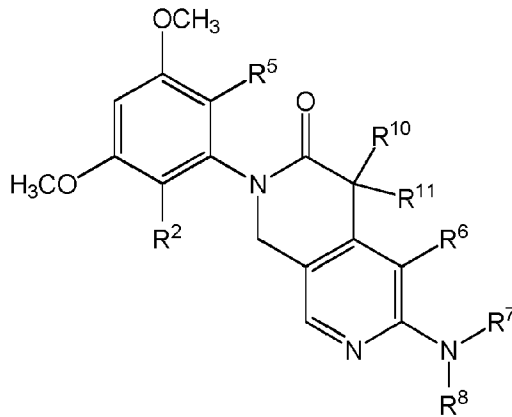
#### **Example E**

#### **VEGFR2 Kinase Assay**

35

40  $\mu$ L Enzyme reactions are run in black 384 well polystyrene plates for 1 hour at 25 °C. Wells are dotted with 0.8  $\mu$ L of test compound in DMSO. The assay buffer contains 50 mM Tris, pH 7.5, 0.01% Tween-20, 10 mM MgCl<sub>2</sub>, 1 mM EGTA, 5 mM DTT, 0.5  $\mu$ M Biotin-labeled EQEDEPEGDYFEWLE peptide substrate (SEQ ID NO: 1), 1 mM ATP, and 0.1 nM enzyme (Millipore catalogue number 14-630).  
5 Reactions are stopped by addition of 20  $\mu$ L Stop Buffer (50 mM Tris, pH= 7.8, 150 mM NaCl, 0.5 mg/mL BSA, 45 mM EDTA) with 225 nM LANCE Streptavidin Surelight® APC (PerkinElmer catalogue number CR130-100) and 4.5 nM LANCE Eu-W1024 anti phosphotyrosine (PY20) antibody (PerkinElmer catalogue number AD0067). After 20 minutes of incubation at room temperature, the  
10 plates are read on a PheraStar FS plate reader (BMG Labtech). IC<sub>50</sub> values can be calculated using GraphPad Prism by fitting the data to the equation for a sigmoidal dose-response with a variable slope. Compounds having an IC<sub>50</sub> of 1  $\mu$ M or less are considered active.



**Patentkrav****1. Forbindelse med formel IIIa:**

IIIa

eller et farmaceutisk acceptabelt salt deraf, hvor:

- 5  $R^2$  og  $R^5$  er hver uafhængigt valgt fra H, halo,  $C_{1-6}$  alkyl,  $C_{2-6}$  alkenyl,  $C_{2-6}$  alkynyl,  $C_{1-6}$  haloalkyl, cyclopropyl, CN,  $OR^a$ ,  $SR^a$ ,  $C(O)R^b$ ,  $C(O)NR^cR^d$ ,  $C(O)OR^a$ ,  $OC(O)R^b$ ,  $OC(O)NR^cR^d$ ,  $NR^cR^d$ ,  $NR^cC(O)R^b$ ,  $NR^cC(O)OR^a$ ,  $NR^cC(O)NR^cR^d$ ,  $C(=NR^e)R^b$ ,  $C(=NR^e)NR^cR^d$ ,  $NR^cC(=NR^e)NR^cR^d$ ,  $NR^cS(O)R^b$ ,  $NR^cS(O)_2R^b$ ,  $NR^cS(O)_2NR^cR^d$ ,  $S(O)R^b$ ,  $S(O)NR^cR^d$ ,  $S(O)_2R^b$ , og  $S(O)_2NR^cR^d$ ;
- 10  $R^6$  er H, halo,  $C_{1-6}$  alkyl,  $C_{2-6}$  alkenyl,  $C_{2-6}$  alkynyl,  $C_{1-6}$  haloalkyl,  $C_{6-10}$  aryl,  $C_{3-10}$  cycloalkyl, 5-10-leddet heteroaryl, 4-10-leddet heterocycloalkyl, CN,  $NO_2$ , eller<sup>a2</sup>,  $SR^{a2}$ ,  $C(O)R^{b2}$ ,  $C(O)NR^{c2}R^{d2}$ ,  $C(O)OR^{a2}$ ,  $OC(O)R^{b2}$ ,  $OC(O)NR^{c2}R^{d2}$ ,  $NR^{c2}R^{d2}$ ,  $NR^{c2}C(O)R^{b2}$ ,  $NR^{c2}C(O)OR^{a2}$ ,  $NR^{c2}C(O)NR^{c2}R^{d2}$ ,  $C(=NR^{e2})R^{b2}$ ,  $C(=NR^{e2})NR^{c2}R^{d2}$ ,  $NR^{c2}C(=NR^{e2})NR^{c2}R^{d2}$ ,  $NR^{c2}S(O)R^{b2}$ ,  $NR^{c2}S(O)_2R^{b2}$ ,  $NR^{c2}S(O)_2NR^{c2}R^{d2}$ ,  $S(O)R^{b2}$ ,  $S(O)NR^{c2}R^{d2}$ ,  $S(O)_2R^{b2}$ , eller  $S(O)_2NR^{c2}R^{d2}$ ; hvor  $C_{1-6}$  alkyl,  $C_{2-6}$  alkenyl,  $C_{2-6}$  alkynyl,  $C_{6-10}$  aryl,  $C_{3-10}$  cycloalkyl, 5-10-leddet heteroaryl, og 4-10-leddet heterocycloalkyl er hver eventuelt substitueret med 1, 2, 3, 4, eller 5 substituenten uafhængigt valgt fra  $R^{6a}$ ;
- 20 hver  $R^{6a}$  er uafhængigt valgt fra  $Cy^1$ , halo,  $C_{1-6}$  alkyl,  $C_{2-6}$  alkenyl,  $C_{2-6}$  alkynyl,  $C_{1-6}$  haloalkyl, CN,  $NO_2$ , eller<sup>a2</sup>,  $SR^{a2}$ ,  $C(O)R^{b2}$ ,  $C(O)NR^{c2}R^{d2}$ ,  $C(O)OR^{a2}$ ,  $OC(O)R^{b2}$ ,  $OC(O)NR^{c2}R^{d2}$ ,  $C(=NR^{e2})NR^{c2}R^{d2}$ ,  $NR^{c2}C(=NR^{e2})NR^{c2}R^{d2}$ ,  $NR^{c2}R^{d2}$ ,  $NR^{c2}C(O)R^{b2}$ ,  $NR^{c2}C(O)OR^{a2}$ ,  $NR^{c2}C(O)NR^{c2}R^{d2}$ ,  $NR^{c2}S(O)R^{b2}$ ,  $NR^{c2}S(O)_2R^{b2}$ ,  $NR^{c2}S(O)_2NR^{c2}R^{d2}$ ,  $S(O)R^{b2}$ ,

$S(O)NR^{c2}R^{d2}$ ,  $S(O)_2R^{b2}$ , og  $S(O)_2NR^{c2}R^{d2}$ , hvor  $C_{1-6}$  alkyl,  $C_{2-6}$  alkenyl, og  $C_{2-6}$  alkynyl er hver eventuelt substitueret med 1, 2, eller 3 substituenters uafhængigt valgt fra  $Cy^1$ , halo, CN,  $NO_2$ , eller  $a^2$ ,  $SR^{a2}$ ,  $C(O)R^{b2}$ ,  $C(O)NR^{c2}R^{d2}$ ,  $C(O)OR^{a2}$ ,  $OC(O)R^{b2}$ ,  $OC(O)NR^{c2}R^{d2}$ ,  $C(=NR^{e2})NR^{c2}R^{d2}$ ,  
 5  $NR^{c2}C(=NR^{e2})NR^{c2}R^{d2}$ ,  $NR^{c2}R^{d2}$ ,  $NR^{c2}C(O)R^{b2}$ ,  $NR^{c2}C(O)OR^{a2}$ ,  
 $NR^{c2}C(O)NR^{c2}R^{d2}$ ,  $NR^{c2}S(O)R^{b2}$ ,  $NR^{c2}S(O)_2R^{b2}$ ,  $NR^{c2}S(O)_2NR^{c2}R^{d2}$ ,  $S(O)R^{b2}$ ,  
 $S(O)NR^{c2}R^{d2}$ ,  $S(O)_2R^{b2}$ , og  $S(O)_2NR^{c2}R^{d2}$ ;

$R^7$  og  $R^8$  er hver uafhængigt valgt fra H,  $C_{1-6}$  alkyl,  $C_{2-6}$  alkenyl,  $C_{2-6}$  alkynyl,  $-C(O)R^A$ ,  $S(O)R^A$ ,  $S(O)_2R^A$ ,  $C_{6-10}$  aryl,  $C_{3-10}$  cycloalkyl, 5-10-leddet heteroaryl, 4-10-leddet heterocycloalkyl,  $C_{6-10}$  aryl- $C_{1-4}$  alkyl,  $C_{3-10}$  cycloalkyl- $C_{1-4}$  alkyl, (5-10-leddet heteroaryl)- $C_{1-4}$  alkyl, og (4-10-leddet heterocycloalkyl)- $C_{1-4}$  alkyl, hvor  $C_{1-6}$  alkyl,  $C_{2-6}$  alkenyl,  $C_{2-6}$  alkynyl,  $C_{6-10}$  aryl,  $C_{3-10}$  cycloalkyl, 5-10-leddet heteroaryl, 4-10-leddet heterocycloalkyl,  $C_{6-10}$  aryl- $C_{1-4}$  alkyl,  $C_{3-10}$  cycloalkyl- $C_{1-4}$  alkyl, (5-10-leddet heteroaryl)- $C_{1-4}$  alkyl, og (4-10-leddet heterocycloalkyl)- $C_{1-4}$  alkyl er hver eventuelt substitueret med 1, 2, 3, 4, eller 5 substituenters uafhængigt valgt fra  $R^{7a}$ ;  
 10  
 15

hver  $R^{7a}$  er uafhængigt valgt fra  $Cy^2$ , halo,  $C_{1-6}$  alkyl,  $C_{2-6}$  alkenyl,  $C_{2-6}$  alkynyl,  $C_{1-6}$  haloalkyl, CN,  $NO_2$ , eller  $a^3$ ,  $SR^{a3}$ ,  $C(O)R^{b3}$ ,  $C(O)NR^{c3}R^{d3}$ ,  $C(O)OR^{a3}$ ,  $OC(O)R^{b3}$ ,  $OC(O)NR^{c3}R^{d3}$ ,  $C(=NR^{e3})NR^{c3}R^{d3}$ ,  
 20  $NR^{c3}C(=NR^{e3})NR^{c3}R^{d3}$ ,  $NR^{c3}R^{d3}$ ,  $NR^{c3}C(O)R^{b3}$ ,  $NR^{c3}C(O)OR^{a3}$ ,  
 $NR^{c3}C(O)NR^{c3}R^{d3}$ ,  $NR^{c3}S(O)R^{b3}$ ,  $NR^{c3}S(O)_2R^{b3}$ ,  $NR^{c3}S(O)_2NR^{c3}R^{d3}$ ,  $S(O)R^{b3}$ ,  
 $S(O)NR^{c3}R^{d3}$ ,  $S(O)_2R^{b3}$ , og  $S(O)_2NR^{c3}R^{d3}$ , hvor  $C_{1-6}$  alkyl,  $C_{2-6}$  alkenyl, og  $C_{2-6}$  alkynyl er hver eventuelt substitueret med 1, 2, eller 3 substituenters uafhængigt valgt fra  $Cy^2$ , halo, CN,  $NO_2$ , eller  $a^3$ ,  $SR^{a3}$ ,  $C(O)R^{b3}$ ,  
 25  $C(O)NR^{c3}R^{d3}$ ,  $C(O)OR^{a3}$ ,  $OC(O)R^{b3}$ ,  $OC(O)NR^{c3}R^{d3}$ ,  $C(=NR^{e3})NR^{c3}R^{d3}$ ,  
 $NR^{c3}C(=NR^{e3})NR^{c3}R^{d3}$ ,  $NR^{c3}R^{d3}$ ,  $NR^{c3}C(O)R^{b3}$ ,  $NR^{c3}C(O)OR^{a3}$ ,  
 $NR^{c3}C(O)NR^{c3}R^{d3}$ ,  $NR^{c3}S(O)R^{b3}$ ,  $NR^{c3}S(O)_2R^{b3}$ ,  $NR^{c3}S(O)_2NR^{c3}R^{d3}$ ,  $S(O)R^{b3}$ ,  
 $S(O)NR^{c3}R^{d3}$ ,  $S(O)_2R^{b3}$ , og  $S(O)_2NR^{c3}R^{d3}$ ;

$R^{10}$  og  $R^{11}$  sammen med det carbonatom til hvilket de er bundet danner en 3-, 4-, 5-, 6-, eller 7-leddet cycloalkylgruppe eller en 4-, 5-, 6-, eller 7-leddet heterocycloalkylgruppe, hver eventuelt substitueret med 1, 2, eller 3 substituenters uafhængigt valgt fra  $Cy^3$ ,  $C_{1-6}$  alkyl,  $C_{1-6}$  haloalkyl, halo, CN, eller  $a^4$ ,  $SR^{a4}$ ,  $C(O)R^{b4}$ ,  $C(O)NR^{c4}R^{d4}$ ,  $C(O)OR^{a4}$ ,  $OC(O)R^{b4}$ ,  $OC(O)NR^{c4}R^{d4}$ ,  
 30

$\text{NR}^{\text{c4}}\text{R}^{\text{d4}}$ ,  $\text{NR}^{\text{c4}}\text{C}(\text{O})\text{R}^{\text{b4}}$ ,  $\text{NR}^{\text{c4}}\text{C}(\text{O})\text{NR}^{\text{c4}}\text{R}^{\text{d4}}$ ,  $\text{NR}^{\text{c4}}\text{C}(\text{O})\text{OR}^{\text{a4}}$ ,  $\text{C}(\text{=NR}^{\text{e4}})\text{NR}^{\text{c4}}\text{R}^{\text{d4}}$ ,  
 $\text{NR}^{\text{c4}}\text{C}(\text{=NR}^{\text{e4}})\text{NR}^{\text{c4}}\text{R}^{\text{d4}}$ ,  $\text{S}(\text{O})\text{R}^{\text{b4}}$ ,  $\text{S}(\text{O})\text{NR}^{\text{c4}}\text{R}^{\text{d4}}$ ,  $\text{S}(\text{O})_2\text{R}^{\text{b4}}$ ,  $\text{NR}^{\text{c4}}\text{S}(\text{O})_2\text{R}^{\text{b4}}$ ,  
 $\text{NR}^{\text{c4}}\text{S}(\text{O})_2\text{NR}^{\text{c4}}\text{R}^{\text{d4}}$ , og  $\text{S}(\text{O})_2\text{NR}^{\text{c4}}\text{R}^{\text{d4}}$ , hvor  $\text{C}_{1-6}$  alkyl eventuelt er substitueret  
 med 1, 2, eller 3 substituenters uafhængigt valgt fra  $\text{Cy}^3$ , halo, CN, eller<sup>a4</sup>,  
 5  $\text{SR}^{\text{a4}}$ ,  $\text{C}(\text{O})\text{R}^{\text{b4}}$ ,  $\text{C}(\text{O})\text{NR}^{\text{c4}}\text{R}^{\text{d4}}$ ,  $\text{C}(\text{O})\text{OR}^{\text{a4}}$ ,  $\text{OC}(\text{O})\text{R}^{\text{b4}}$ ,  $\text{OC}(\text{O})\text{NR}^{\text{c4}}\text{R}^{\text{d4}}$ ,  $\text{NR}^{\text{c4}}\text{R}^{\text{d4}}$ ,  
 $\text{NR}^{\text{c4}}\text{C}(\text{O})\text{R}^{\text{b4}}$ ,  $\text{NR}^{\text{c4}}\text{C}(\text{O})\text{NR}^{\text{c4}}\text{R}^{\text{d4}}$ ,  $\text{NR}^{\text{c4}}\text{C}(\text{O})\text{OR}^{\text{a4}}$ ,  $\text{C}(\text{=NR}^{\text{e4}})\text{NR}^{\text{c4}}\text{R}^{\text{d4}}$ ,  
 $\text{NR}^{\text{c4}}\text{C}(\text{=NR}^{\text{e4}})\text{NR}^{\text{c4}}\text{R}^{\text{d4}}$ ,  $\text{S}(\text{O})\text{R}^{\text{b4}}$ ,  $\text{S}(\text{O})\text{NR}^{\text{c4}}\text{R}^{\text{d4}}$ ,  $\text{S}(\text{O})_2\text{R}^{\text{b4}}$ ,  $\text{NR}^{\text{c4}}\text{S}(\text{O})_2\text{R}^{\text{b4}}$ ,  
 $\text{NR}^{\text{c4}}\text{S}(\text{O})_2\text{NR}^{\text{c4}}\text{R}^{\text{d4}}$ , og  $\text{S}(\text{O})_2\text{NR}^{\text{c4}}\text{R}^{\text{d4}}$ ;

hver  $\text{R}^{\text{A}}$  er uafhængigt valgt fra H,  $\text{C}_{1-6}$  alkyl,  $\text{C}_{1-6}$  alkoxy,  $\text{C}_{6-10}$  aryl,  $\text{C}_{3-10}$   
 10 cycloalkyl, 5-10-leddet heteroaryl, 4-10-leddet heterocycloalkyl,  $\text{C}_{6-10}$  aryl-  
 $\text{C}_{1-4}$  alkyl,  $\text{C}_{3-10}$  cycloalkyl- $\text{C}_{1-4}$  alkyl, (5-10-leddet heteroaryl)- $\text{C}_{1-4}$  alkyl, og  
 (4-10-leddet heterocycloalkyl)- $\text{C}_{1-4}$  alkyl, hvor  $\text{C}_{1-6}$  alkyl,  $\text{C}_{1-6}$  alkoxy,  $\text{C}_{6-10}$   
 aryl,  $\text{C}_{3-10}$  cycloalkyl, 5-10-leddet heteroaryl, 4-10-leddet heterocycloalkyl,  
 $\text{C}_{6-10}$  aryl- $\text{C}_{1-4}$  alkyl,  $\text{C}_{3-10}$  cycloalkyl- $\text{C}_{1-4}$  alkyl, (5-10-leddet heteroaryl)- $\text{C}_{1-4}$   
 15 alkyl, og (4-10-leddet heterocycloalkyl)- $\text{C}_{1-4}$  alkyl er hver eventuelt  
 substitueret med 1, 2, eller 3 substituenters uafhængigt valgt fra  $\text{R}^{\text{7a}}$ ;

$\text{Cy}^1$ ,  $\text{Cy}^2$ , og  $\text{Cy}^3$  er hver uafhængigt valgt fra  $\text{C}_{6-10}$  aryl,  $\text{C}_{3-10}$  cycloalkyl,  
 5-10-leddet heteroaryl, og 4-10-leddet heterocycloalkyl, der hver eventuelt  
 er substitueret med 1, 2, 3, 4, eller 5 substituenters uafhængigt valgt fra  
 20 halo,  $\text{C}_{1-6}$  alkyl,  $\text{C}_{2-6}$  alkenyl,  $\text{C}_{2-6}$  alkynyl,  $\text{C}_{1-6}$  haloalkyl,  $\text{C}_{6-10}$  aryl,  $\text{C}_{3-10}$   
 cycloalkyl, 5-10-leddet heteroaryl, 3-10-leddet heterocycloalkyl, CN,  $\text{NO}_2$ ,  
 eller<sup>a5</sup>,  $\text{SR}^{\text{a5}}$ ,  $\text{C}(\text{O})\text{R}^{\text{b5}}$ ,  $\text{C}(\text{O})\text{NR}^{\text{c5}}\text{R}^{\text{d5}}$ ,  $\text{C}(\text{O})\text{OR}^{\text{a5}}$ ,  $\text{OC}(\text{O})\text{R}^{\text{b5}}$ ,  $\text{OC}(\text{O})\text{NR}^{\text{c5}}\text{R}^{\text{d5}}$ ,  
 $\text{NR}^{\text{c5}}\text{R}^{\text{d5}}$ ,  $\text{NR}^{\text{c5}}\text{C}(\text{O})\text{R}^{\text{b5}}$ ,  $\text{NR}^{\text{c5}}\text{C}(\text{O})\text{OR}^{\text{a5}}$ ,  $\text{NR}^{\text{c5}}\text{C}(\text{O})\text{NR}^{\text{c5}}\text{R}^{\text{d5}}$ ,  $\text{C}(\text{=NR}^{\text{e5}})\text{R}^{\text{b5}}$ ,  
 $\text{C}(\text{=NR}^{\text{e5}})\text{NR}^{\text{c5}}\text{R}^{\text{d5}}$ ,  $\text{NR}^{\text{c5}}\text{C}(\text{=NR}^{\text{e5}})\text{NR}^{\text{c5}}\text{R}^{\text{d5}}$ ,  $\text{NR}^{\text{c5}}\text{S}(\text{O})\text{R}^{\text{b5}}$ ,  $\text{NR}^{\text{c5}}\text{S}(\text{O})_2\text{R}^{\text{b5}}$ ,  
 25  $\text{NR}^{\text{c5}}\text{S}(\text{O})_2\text{NR}^{\text{c5}}\text{R}^{\text{d5}}$ ,  $\text{S}(\text{O})\text{R}^{\text{b5}}$ ,  $\text{S}(\text{O})\text{NR}^{\text{c5}}\text{R}^{\text{d5}}$ ,  $\text{S}(\text{O})_2\text{R}^{\text{b5}}$ , og  $\text{S}(\text{O})_2\text{NR}^{\text{c5}}\text{R}^{\text{d5}}$ ; hvor  
 $\text{C}_{1-6}$  alkyl,  $\text{C}_{2-6}$  alkenyl,  $\text{C}_{2-6}$  alkynyl,  $\text{C}_{6-10}$  aryl,  $\text{C}_{3-10}$  cycloalkyl, 5-10-leddet  
 heteroaryl, og 4-10-leddet heterocycloalkyl er hver eventuelt substitueret  
 med 1, 2, 3, 4, eller 5 substituenters uafhængigt valgt fra halo,  $\text{C}_{1-6}$  alkyl,  
 $\text{C}_{2-6}$  alkenyl,  $\text{C}_{2-6}$  alkynyl,  $\text{C}_{1-6}$  haloalkyl, CN,  $\text{NO}_2$ , eller<sup>a5</sup>,  $\text{SR}^{\text{a5}}$ ,  $\text{C}(\text{O})\text{R}^{\text{b5}}$ ,  
 30  $\text{C}(\text{O})\text{NR}^{\text{c5}}\text{R}^{\text{d5}}$ ,  $\text{C}(\text{O})\text{OR}^{\text{a5}}$ ,  $\text{OC}(\text{O})\text{R}^{\text{b5}}$ ,  $\text{OC}(\text{O})\text{NR}^{\text{c5}}\text{R}^{\text{d5}}$ ,  $\text{C}(\text{=NR}^{\text{e5}})\text{NR}^{\text{c5}}\text{R}^{\text{d5}}$ ,  
 $\text{NR}^{\text{c5}}\text{C}(\text{=NR}^{\text{e5}})\text{NR}^{\text{c5}}\text{R}^{\text{d5}}$ ,  $\text{NR}^{\text{c5}}\text{R}^{\text{d5}}$ ,  $\text{NR}^{\text{c5}}\text{C}(\text{O})\text{R}^{\text{b5}}$ ,  $\text{NR}^{\text{c5}}\text{C}(\text{O})\text{OR}^{\text{a5}}$ ,  
 $\text{NR}^{\text{c5}}\text{C}(\text{O})\text{NR}^{\text{c5}}\text{R}^{\text{d5}}$ ,  $\text{NR}^{\text{c5}}\text{S}(\text{O})\text{R}^{\text{b5}}$ ,  $\text{NR}^{\text{c5}}\text{S}(\text{O})_2\text{R}^{\text{b5}}$ ,  $\text{NR}^{\text{c5}}\text{S}(\text{O})_2\text{NR}^{\text{c5}}\text{R}^{\text{d5}}$ ,  $\text{S}(\text{O})\text{R}^{\text{b5}}$ ,  
 $\text{S}(\text{O})\text{NR}^{\text{c5}}\text{R}^{\text{d5}}$ ,  $\text{S}(\text{O})_2\text{R}^{\text{b5}}$ , og  $\text{S}(\text{O})_2\text{NR}^{\text{c5}}\text{R}^{\text{d5}}$ ;

hver R<sup>a</sup>, R<sup>b</sup>, R<sup>c</sup>, og R<sup>d</sup> er uafhængigt valgt fra H, C<sub>1-6</sub> alkyl, C<sub>1-4</sub> haloalkyl, C<sub>2-6</sub> alkenyl, C<sub>2-6</sub> alkynyl, og cyclopropyl, hvor C<sub>1-6</sub> alkyl, C<sub>2-6</sub> alkenyl, C<sub>2-6</sub> alkynyl, og cyclopropyl er eventuelt substitueret med 1, 2, eller 3 substituenter uafhængigt valgt fra C<sub>1-4</sub> alkyl, C<sub>1-4</sub> haloalkyl, halo, CN, eller<sup>a6</sup>, SR<sup>a6</sup>, C(O)R<sup>b6</sup>, C(O)NR<sup>c6</sup>R<sup>d6</sup>, C(O)OR<sup>a6</sup>, OC(O)R<sup>b6</sup>, OC(O)NR<sup>c6</sup>R<sup>d6</sup>, NR<sup>c6</sup>R<sup>d6</sup>, NR<sup>c6</sup>C(O)R<sup>b6</sup>, NR<sup>c6</sup>C(O)NR<sup>c6</sup>R<sup>d6</sup>, NR<sup>c6</sup>C(O)OR<sup>a6</sup>, C(=NR<sup>e6</sup>)NR<sup>c6</sup>R<sup>d6</sup>, NR<sup>c6</sup>C(=NR<sup>e6</sup>)NR<sup>c6</sup>R<sup>d6</sup>, S(O)R<sup>b6</sup>, S(O)NR<sup>c6</sup>R<sup>d6</sup>, S(O)<sub>2</sub>R<sup>b6</sup>, NR<sup>c6</sup>S(O)<sub>2</sub>R<sup>b6</sup>, NR<sup>c6</sup>S(O)<sub>2</sub>NR<sup>c6</sup>R<sup>d6</sup>, og S(O)<sub>2</sub>NR<sup>c6</sup>R<sup>d6</sup>;

hver R<sup>a2</sup>, R<sup>b2</sup>, R<sup>c2</sup>, R<sup>d2</sup>, R<sup>a3</sup>, R<sup>b3</sup>, R<sup>c3</sup>, R<sup>d3</sup>, R<sup>a4</sup>, R<sup>b4</sup>, R<sup>c4</sup>, R<sup>d4</sup>, R<sup>a5</sup>, R<sup>b5</sup>, R<sup>c5</sup>, og R<sup>d5</sup> er uafhængigt valgt fra H, C<sub>1-6</sub> alkyl, C<sub>1-4</sub> haloalkyl, C<sub>2-6</sub> alkenyl, C<sub>2-6</sub> alkynyl, C<sub>6-10</sub> aryl, C<sub>3-10</sub> cycloalkyl, 5-10-leddet heteroaryl, 4-10-leddet heterocycloalkyl, C<sub>6-10</sub> aryl-C<sub>1-4</sub> alkyl, C<sub>3-10</sub> cycloalkyl-C<sub>1-4</sub> alkyl, (5-10-leddet heteroaryl)-C<sub>1-4</sub> alkyl, og (4-10-leddet heterocycloalkyl)-C<sub>1-4</sub> alkyl, hvor C<sub>1-6</sub> alkyl, C<sub>2-6</sub> alkenyl, C<sub>2-6</sub> alkynyl, C<sub>6-10</sub> aryl, C<sub>3-10</sub> cycloalkyl, 5-10-leddet heteroaryl, 4-10-leddet heterocycloalkyl, C<sub>6-10</sub> aryl-C<sub>1-4</sub> alkyl, C<sub>3-10</sub> cycloalkyl-C<sub>1-4</sub> alkyl, (5-10-leddet heteroaryl)-C<sub>1-4</sub> alkyl, og (4-10-leddet heterocycloalkyl)-C<sub>1-4</sub> alkyl er eventuelt substitueret med 1, 2, 3, 4, eller 5 substituenter uafhængigt valgt fra C<sub>1-4</sub> alkyl, C<sub>1-4</sub> haloalkyl, halo, CN, eller<sup>a6</sup>, SR<sup>a6</sup>, C(O)R<sup>b6</sup>, C(O)NR<sup>c6</sup>R<sup>d6</sup>, C(O)OR<sup>a6</sup>, OC(O)R<sup>b6</sup>, OC(O)NR<sup>c6</sup>R<sup>d6</sup>, NR<sup>c6</sup>R<sup>d6</sup>, NR<sup>c6</sup>C(O)R<sup>b6</sup>, NR<sup>c6</sup>C(O)NR<sup>c6</sup>R<sup>d6</sup>, NR<sup>c6</sup>C(O)OR<sup>a6</sup>, C(=NR<sup>e6</sup>)NR<sup>c6</sup>R<sup>d6</sup>, NR<sup>c6</sup>C(=NR<sup>e6</sup>)NR<sup>c6</sup>R<sup>d6</sup>, S(O)R<sup>b6</sup>, S(O)NR<sup>c6</sup>R<sup>d6</sup>, S(O)<sub>2</sub>R<sup>b6</sup>, NR<sup>c6</sup>S(O)<sub>2</sub>R<sup>b6</sup>, NR<sup>c6</sup>S(O)<sub>2</sub>NR<sup>c6</sup>R<sup>d6</sup>, og S(O)<sub>2</sub>NR<sup>c6</sup>R<sup>d6</sup>;

eller hvilken som helst af R<sup>c</sup> og R<sup>d</sup> sammen med det N-atom til hvilket de er bundet danner en 4-, 5-, 6-, eller 7-leddet heterocycloalkylgruppe eventuelt substitueret med 1, 2, eller 3 substituenter uafhængigt valgt fra C<sub>1-6</sub> alkyl, C<sub>3-7</sub> cycloalkyl, 4-7-leddet heterocycloalkyl, C<sub>6-10</sub> aryl, 5-6-leddet heteroaryl, C<sub>1-6</sub> haloalkyl, halo, CN, eller<sup>a6</sup>, SR<sup>a6</sup>, C(O)R<sup>b6</sup>, C(O)NR<sup>c6</sup>R<sup>d6</sup>, C(O)OR<sup>a6</sup>, OC(O)R<sup>b6</sup>, OC(O)NR<sup>c6</sup>R<sup>d6</sup>, NR<sup>c6</sup>R<sup>d6</sup>, NR<sup>c6</sup>C(O)R<sup>b6</sup>, NR<sup>c6</sup>C(O)NR<sup>c6</sup>R<sup>d6</sup>, NR<sup>c6</sup>C(O)OR<sup>a6</sup>, C(=NR<sup>e6</sup>)NR<sup>c6</sup>R<sup>d6</sup>, NR<sup>c6</sup>C(=NR<sup>e6</sup>)NR<sup>c6</sup>R<sup>d6</sup>, S(O)R<sup>b6</sup>, S(O)NR<sup>c6</sup>R<sup>d6</sup>, S(O)<sub>2</sub>R<sup>b6</sup>, NR<sup>c6</sup>S(O)<sub>2</sub>R<sup>b6</sup>, NR<sup>c6</sup>S(O)<sub>2</sub>NR<sup>c6</sup>R<sup>d6</sup>, og S(O)<sub>2</sub>NR<sup>c6</sup>R<sup>d6</sup>, hvor C<sub>1-6</sub> alkyl, C<sub>3-7</sub> cycloalkyl, 4-7-leddet heterocycloalkyl, C<sub>6-10</sub> aryl, og 5-6-leddet heteroaryl er eventuelt substitueret med 1, 2, eller 3 substituenter uafhængigt valgt fra halo, CN, eller<sup>a6</sup>, SR<sup>a6</sup>, C(O)R<sup>b6</sup>,

$C(O)NR^{c6}R^{d6}$ ,  $C(O)OR^{a6}$ ,  $OC(O)R^{b6}$ ,  $OC(O)NR^{c6}R^{d6}$ ,  $NR^{c6}R^{d6}$ ,  $NR^{c6}C(O)R^{b6}$ ,  
 $NR^{c6}C(O)NR^{c6}R^{d6}$ ,  $NR^{c6}C(O)OR^{a6}$ ,  $C(=NR^{e6})NR^{c6}R^{d6}$ ,  $NR^{c6}C(=NR^{e6})NR^{c6}R^{d6}$ ,  
 $S(O)R^{b6}$ ,  $S(O)NR^{c6}R^{d6}$ ,  $S(O)_2R^{b6}$ ,  $NR^{c6}S(O)_2R^{b6}$ ,  $NR^{c6}S(O)_2NR^{c6}R^{d6}$ , og  
 $S(O)_2NR^{c6}R^{d6}$ ;

- 5 eller hvilken som helst af  $R^{c2}$  og  $R^{d2}$  sammen med det N-atom til hvilket de er bundet danner en 4-, 5-, 6-, eller 7-leddet heterocycloalkylgruppe eventuelt substitueret med 1, 2, eller 3 substituenten uafhængigt valgt fra  $C_{1-6}$  alkyl,  $C_{3-7}$  cycloalkyl, 4-7-leddet heterocycloalkyl,  $C_{6-10}$  aryl, og 5-6-leddet heteroaryl,  $C_{1-6}$  haloalkyl, halo, CN, eller  $a^6$ ,  $SR^{a6}$ ,  $C(O)R^{b6}$ ,
- 10  $C(O)NR^{c6}R^{d6}$ ,  $C(O)OR^{a6}$ ,  $OC(O)R^{b6}$ ,  $OC(O)NR^{c6}R^{d6}$ ,  $NR^{c6}R^{d6}$ ,  $NR^{c6}C(O)R^{b6}$ ,  $NR^{c6}C(O)NR^{c6}R^{d6}$ ,  $NR^{c6}C(O)OR^{a6}$ ,  $C(=NR^{e6})NR^{c6}R^{d6}$ ,  $NR^{c6}C(=NR^{e6})NR^{c6}R^{d6}$ ,  $S(O)R^{b6}$ ,  $S(O)NR^{c6}R^{d6}$ ,  $S(O)_2R^{b6}$ ,  $NR^{c6}S(O)_2R^{b6}$ ,  $NR^{c6}S(O)_2NR^{c6}R^{d6}$ , og  $S(O)_2NR^{c6}R^{d6}$ , hvor  $C_{1-6}$  alkyl,  $C_{3-7}$  cycloalkyl, 4-7-leddet heterocycloalkyl,  $C_{6-10}$  aryl, og 5-6-leddet heteroaryl er eventuelt substitueret med 1, 2, eller
- 15 3 substituenten uafhængigt valgt fra halo, CN, eller  $a^6$ ,  $SR^{a6}$ ,  $C(O)R^{b6}$ ,  $C(O)NR^{c6}R^{d6}$ ,  $C(O)OR^{a6}$ ,  $OC(O)R^{b6}$ ,  $OC(O)NR^{c6}R^{d6}$ ,  $NR^{c6}R^{d6}$ ,  $NR^{c6}C(O)R^{b6}$ ,  $NR^{c6}C(O)NR^{c6}R^{d6}$ ,  $NR^{c6}C(O)OR^{a6}$ ,  $C(=NR^{e6})NR^{c6}R^{d6}$ ,  $NR^{c6}C(=NR^{e6})NR^{c6}R^{d6}$ ,  $S(O)R^{b6}$ ,  $S(O)NR^{c6}R^{d6}$ ,  $S(O)_2R^{b6}$ ,  $NR^{c6}S(O)_2R^{b6}$ ,  $NR^{c6}S(O)_2NR^{c6}R^{d6}$ , og  $S(O)_2NR^{c6}R^{d6}$ ;
- 20 eller hvilken som helst af  $R^{c3}$  og  $R^{d3}$  sammen med det N-atom til hvilket de er bundet danner en 4-, 5-, 6-, eller 7-leddet heterocycloalkylgruppe eventuelt substitueret med 1, 2, eller 3 substituenten uafhængigt valgt fra  $C_{1-6}$  alkyl,  $C_{3-7}$  cycloalkyl, 4-7-leddet heterocycloalkyl,  $C_{6-10}$  aryl, 5-6-leddet heteroaryl,  $C_{1-6}$  haloalkyl, halo, CN, eller  $a^6$ ,  $SR^{a6}$ ,  $C(O)R^{b6}$ ,  $C(O)NR^{c6}R^{d6}$ ,
- 25  $C(O)OR^{a6}$ ,  $OC(O)R^{b6}$ ,  $OC(O)NR^{c6}R^{d6}$ ,  $NR^{c6}R^{d6}$ ,  $NR^{c6}C(O)R^{b6}$ ,  $NR^{c6}C(O)NR^{c6}R^{d6}$ ,  $NR^{c6}C(O)OR^{a6}$ ,  $C(=NR^{e6})NR^{c6}R^{d6}$ ,  $NR^{c6}C(=NR^{e6})NR^{c6}R^{d6}$ ,  $S(O)R^{b6}$ ,  $S(O)NR^{c6}R^{d6}$ ,  $S(O)_2R^{b6}$ ,  $NR^{c6}S(O)_2R^{b6}$ ,  $NR^{c6}S(O)_2NR^{c6}R^{d6}$ , og  $S(O)_2NR^{c6}R^{d6}$ , hvor  $C_{1-6}$  alkyl,  $C_{3-7}$  cycloalkyl, 4-7-leddet heterocycloalkyl,  $C_{6-10}$  aryl, og 5-6-leddet heteroaryl er eventuelt substitueret med 1, 2, eller
- 30 3 substituenten uafhængigt valgt fra halo, CN, eller  $a^6$ ,  $SR^{a6}$ ,  $C(O)R^{b6}$ ,  $C(O)NR^{c6}R^{d6}$ ,  $C(O)OR^{a6}$ ,  $OC(O)R^{b6}$ ,  $OC(O)NR^{c6}R^{d6}$ ,  $NR^{c6}R^{d6}$ ,  $NR^{c6}C(O)R^{b6}$ ,  $NR^{c6}C(O)NR^{c6}R^{d6}$ ,  $NR^{c6}C(O)OR^{a6}$ ,  $C(=NR^{e6})NR^{c6}R^{d6}$ ,  $NR^{c6}C(=NR^{e6})NR^{c6}R^{d6}$ ,

$S(O)R^{b6}$ ,  $S(O)NR^{c6}R^{d6}$ ,  $S(O)_2R^{b6}$ ,  $NR^{c6}S(O)_2R^{b6}$ ,  $NR^{c6}S(O)_2NR^{c6}R^{d6}$ , og  $S(O)_2NR^{c6}R^{d6}$ ;

5 eller hvilken som helst af  $R^{c4}$  og  $R^{d4}$  sammen med det N-atom til hvilket de er bundet danner en 4-, 5-, 6-, eller 7-leddet heterocycloalkylgruppe eventuelt substitueret med 1, 2, eller 3 substituenten uafhængigt valgt fra  $C_{1-6}$  alkyl,  $C_{3-7}$  cycloalkyl, 4-7-leddet heterocycloalkyl,  $C_{6-10}$  aryl, 5-6-leddet heteroaryl,  $C_{1-6}$  haloalkyl, halo, CN, eller<sup>a6</sup>,  $SR^{a6}$ ,  $C(O)R^{b6}$ ,  $C(O)NR^{c6}R^{d6}$ ,  $C(O)OR^{a6}$ ,  $OC(O)R^{b6}$ ,  $OC(O)NR^{c6}R^{d6}$ ,  $NR^{c6}R^{d6}$ ,  $NR^{c6}C(O)R^{b6}$ ,  $NR^{c6}C(O)NR^{c6}R^{d6}$ ,  $NR^{c6}C(O)OR^{a6}$ ,  $C(=NR^{e6})NR^{c6}R^{d6}$ ,  $NR^{c6}C(=NR^{e6})NR^{c6}R^{d6}$ ,  $S(O)R^{b6}$ ,  $S(O)NR^{c6}R^{d6}$ ,  $S(O)_2R^{b6}$ ,  $NR^{c6}S(O)_2R^{b6}$ ,  $NR^{c6}S(O)_2NR^{c6}R^{d6}$ , og  $S(O)_2NR^{c6}R^{d6}$ , hvor  $C_{1-6}$  alkyl,  $C_{3-7}$  cycloalkyl, 4-7-leddet heterocycloalkyl,  $C_{6-10}$  aryl, og 5-6-leddet heteroaryl er eventuelt substitueret med 1, 2, eller 3 substituenten uafhængigt valgt fra halo, CN, eller<sup>a6</sup>,  $SR^{a6}$ ,  $C(O)R^{b6}$ ,  $C(O)NR^{c6}R^{d6}$ ,  $C(O)OR^{a6}$ ,  $OC(O)R^{b6}$ ,  $OC(O)NR^{c6}R^{d6}$ ,  $NR^{c6}R^{d6}$ ,  $NR^{c6}C(O)R^{b6}$ ,  $NR^{c6}C(O)NR^{c6}R^{d6}$ ,  $NR^{c6}C(O)OR^{a6}$ ,  $C(=NR^{e6})NR^{c6}R^{d6}$ ,  $NR^{c6}C(=NR^{e6})NR^{c6}R^{d6}$ ,  $S(O)R^{b6}$ ,  $S(O)NR^{c6}R^{d6}$ ,  $S(O)_2R^{b6}$ ,  $NR^{c6}S(O)_2R^{b6}$ ,  $NR^{c6}S(O)_2NR^{c6}R^{d6}$ , og  $S(O)_2NR^{c6}R^{d6}$ ;

20 eller hvilken som helst af  $R^{c5}$  og  $R^{d5}$  sammen med det N-atom til hvilket de er bundet danner en 4-, 5-, 6-, eller 7-leddet heterocycloalkylgruppe eventuelt substitueret med 1, 2, eller 3 substituenten uafhængigt valgt fra  $C_{1-6}$  alkyl,  $C_{3-7}$  cycloalkyl, 4-7-leddet heterocycloalkyl,  $C_{6-10}$  aryl, 5-6-leddet heteroaryl,  $C_{1-6}$  haloalkyl, halo, CN, eller<sup>a6</sup>,  $SR^{a6}$ ,  $C(O)R^{b6}$ ,  $C(O)NR^{c6}R^{d6}$ ,  $C(O)OR^{a6}$ ,  $OC(O)R^{b6}$ ,  $OC(O)NR^{c6}R^{d6}$ ,  $NR^{c6}R^{d6}$ ,  $NR^{c6}C(O)R^{b6}$ ,  $NR^{c6}C(O)NR^{c6}R^{d6}$ ,  $NR^{c6}C(O)OR^{a6}$ ,  $C(=NR^{e6})NR^{c6}R^{d6}$ ,  $NR^{c6}C(=NR^{e6})NR^{c6}R^{d6}$ ,  $S(O)R^{b6}$ ,  $S(O)NR^{c6}R^{d6}$ ,  $S(O)_2R^{b6}$ ,  $NR^{c6}S(O)_2R^{b6}$ ,  $NR^{c6}S(O)_2NR^{c6}R^{d6}$ , og  $S(O)_2NR^{c6}R^{d6}$ , hvor  $C_{1-6}$  alkyl,  $C_{3-7}$  cycloalkyl, 4-7-leddet heterocycloalkyl,  $C_{6-10}$  aryl, og 5-6-leddet heteroaryl er eventuelt substitueret med 1, 2, eller 3 substituenten uafhængigt valgt fra halo, CN, eller<sup>a6</sup>,  $SR^{a6}$ ,  $C(O)R^{b6}$ ,  $C(O)NR^{c6}R^{d6}$ ,  $C(O)OR^{a6}$ ,  $OC(O)R^{b6}$ ,  $OC(O)NR^{c6}R^{d6}$ ,  $NR^{c6}R^{d6}$ ,  $NR^{c6}C(O)R^{b6}$ ,  $NR^{c6}C(O)NR^{c6}R^{d6}$ ,  $NR^{c6}C(O)OR^{a6}$ ,  $C(=NR^{e6})NR^{c6}R^{d6}$ ,  $NR^{c6}C(=NR^{e6})NR^{c6}R^{d6}$ ,  $S(O)R^{b6}$ ,  $S(O)NR^{c6}R^{d6}$ ,  $S(O)_2R^{b6}$ ,  $NR^{c6}S(O)_2R^{b6}$ ,  $NR^{c6}S(O)_2NR^{c6}R^{d6}$ , og  $S(O)_2NR^{c6}R^{d6}$ ;

hver  $R^e$ ,  $R^{e2}$ ,  $R^{e3}$ ,  $R^{e4}$ , og  $R^{e5}$  er uafhængigt valgt fra H,  $C_{1-4}$  alkyl, CN, eller  $R^{a6}$ ,  $SR^{b6}$ ,  $S(O)_2R^{b6}$ ,  $C(O)R^{b6}$ ,  $S(O)_2NR^{c6}R^{d6}$ , og  $C(O)NR^{c6}R^{d6}$ ;

5 hver  $R^{a6}$ ,  $R^{b6}$ ,  $R^{c6}$ , og  $R^{d6}$  er uafhængigt valgt fra H,  $C_{1-4}$  alkyl,  $C_{1-4}$  haloalkyl,  $C_{2-4}$  alkenyl, og  $C_{2-4}$  alkynyl, hvor  $C_{1-4}$  alkyl,  $C_{2-4}$  alkenyl, og  $C_{2-4}$  alkynyl er eventuelt substitueret med 1, 2, eller 3 substituenters uafhængigt valgt fra OH, CN, amino, halo,  $C_{1-4}$  alkyl,  $C_{1-4}$  alkoxy,  $C_{1-4}$  alkylthio,  $C_{1-4}$  alkylamino, di( $C_{1-4}$  alkyl)amino,  $C_{1-4}$  haloalkyl, og  $C_{1-4}$  haloalkoxy;

10 eller hvilken som helst af  $R^{c6}$  og  $R^{d6}$  sammen med det N-atom til hvilket de er bundet danner en 4-, 5-, 6-, eller 7-leddet heterocycloalkylgruppe eventuelt substitueret med 1, 2, eller 3 substituenters uafhængigt valgt fra OH, CN, amino, halo,  $C_{1-6}$  alkyl,  $C_{1-4}$  alkoxy,  $C_{1-4}$  alkylthio,  $C_{1-4}$  alkylamino, di( $C_{1-4}$  alkyl)amino,  $C_{1-4}$  haloalkyl, og  $C_{1-4}$  haloalkoxy; og

hver  $R^{e6}$  er uafhængigt valgt fra H,  $C_{1-4}$  alkyl, og CN.

15 **2.** Forbindelsen ifølge krav 1, eller et farmaceutisk acceptabelt salt deraf, hvor  $R^2$  er halo.

**3.** Forbindelsen ifølge krav 1, eller et farmaceutisk acceptabelt salt deraf, hvor  $R^2$  er fluor.

20

**4.** Forbindelsen ifølge et hvilket som helst af kravene 1-3, eller et farmaceutisk acceptabelt salt deraf, hvor  $R^5$  er halo.

25 **5.** Forbindelsen ifølge et hvilket som helst af kravene 1-3, eller et farmaceutisk acceptabelt salt deraf, hvor  $R^5$  er fluor.

**6.** Forbindelsen ifølge et hvilket som helst af kravene 1-5, eller et farmaceutisk acceptabelt salt deraf, hvor  $R^6$  er H.

30

- 7.** Forbindelsen ifølge et hvilket som helst af kravene 1-6, eller et farmaceutisk acceptabelt salt deraf, hvor  $R^{10}$  og  $R^{11}$  sammen med det carbonatom til hvilket de er bundet danner en 3-, 4-, 5-, 6-, eller 7-leddet cycloalkylgruppe.
- 5 **8.** Forbindelsen ifølge et hvilket som helst af kravene 1-6, eller et farmaceutisk acceptabelt salt deraf, hvor  $R^{10}$  og  $R^{11}$  sammen med det carbonatom til hvilket de er bundet danner en cyclopropylgruppe.
- 9.** Forbindelsen ifølge et hvilket som helst af kravene 1-8, eller et farmaceutisk  
10 acceptabelt salt deraf, hvor  $R^7$  og  $R^8$  er hver uafhængigt valgt fra H,  $C_{1-6}$  alkyl,  $-C(O)R^A$ ,  $C_{6-10}$  aryl,  $C_{3-10}$  cycloalkyl, 5-10-leddet heteroaryl, 4-10-leddet heterocycloalkyl,  $C_{6-10}$  aryl- $C_{1-4}$  alkyl, (5-10-leddet heteroaryl)- $C_{1-4}$  alkyl, og (4-10-leddet heterocycloalkyl)- $C_{1-4}$  alkyl, hvor  $C_{1-6}$  alkyl,  $C_{6-10}$  aryl,  $C_{3-10}$  cycloalkyl, 5-10-leddet heteroaryl, 4-10-leddet heterocycloalkyl, (5-10-leddet  
15 heteroaryl)- $C_{1-4}$  alkyl, og (4-10-leddet heterocycloalkyl)- $C_{1-4}$  alkyl er hver eventuelt substitueret med 1, 2, 3, 4, eller 5 substituenten uafhængigt valgt fra  $R^{7a}$ .
- 10.** Forbindelsen ifølge et hvilket som helst af kravene 1-8, eller et farmaceutisk  
20 acceptabelt salt deraf, hvor  $R^7$  og  $R^8$  er hver uafhængigt valgt fra H, 2-hydroxypropyl,  $-C(O)OCH_3$ , 3-fluorphenyl, cyclopropyl, cyclobutyl, 3,3-difluorocyclobutyl, cyclopentyl, cyclohexyl, 4-hydroxycyclohexyl, methyl, 1-methyl-1H-pyrazol-4-yl, pyridin-3-yl, N-methylpiperidin-4-yl, tetrahydro-2H-pyran-4-yl, tetrahydrofuran-3-yl, 1-phenylethyl, (1-methyl-1H-pyrazol-4-  
25 yl)methyl, 2-morpholino-4-ylethyl, pyridin-2-ylmethyl, N-methylpiperazin-1-ylethyl, og tetrahydrofuran-2-ylmethyl.
- 11.** Forbindelsen ifølge et hvilket som helst af kravene 1-8, eller et farmaceutisk acceptabelt salt deraf, hvor én af  $R^7$  og  $R^8$  er H.  
30
- 12.** Forbindelsen ifølge et hvilket som helst af kravene 1-8, eller et farmaceutisk acceptabelt salt deraf, hvor  $R^7$  og  $R^8$  hver er H.
- 13.** Forbindelsen ifølge krav 1 valgt fra:



2'-(2,6-difluor-3,5-dimethoxyphenyl)-6'-[(2-morpholin-4-ylethyl)amino]-1',2'-dihydro-3'*H*-spiro[cyclopropan-1,4'-[2,7]naphthyridin]-3'-on;

6'-amino-2'-(2,6-difluor-3,5-dimethoxyphenyl)-1'*H*-spiro[cyclopropan-1,4'-[2,7]naphthyridin]-3'(2'*H*)-on;

5 2'-(2,6-difluor-3,5-dimethoxyphenyl)-6'-(methylamino)-1',2'-dihydro-3'*H*-spiro[cyclopropan-1,4'-[2,7]naphthyridin]-3'-on;

2'-(2,6-difluor-3,5-dimethoxyphenyl)-6'-(tetrahydro-2*H*-pyran-4-ylamino)-1',2'-dihydro-3'*H*-spiro[cyclopropan-1,4'-[2,7]naphthyridin]-3'-on;

10 (S)-2'-(2,6-difluor-3,5-dimethoxyphenyl)-6'-(2-hydroxypropylamino)-1'*H*-spiro[cyclopropan-1,4'-[2,7]naphthyridin]-3'(2'*H*)-on;

2'-(2,6-difluor-3,5-dimethoxyphenyl)-6'-(pyridin-2-ylmethylamino)-1'*H*-spiro[cyclopropan-1,4'-[2,7]naphthyridin]-3'(2'*H*)-on;

(S)-2'-(2,6-difluor-3,5-dimethoxyphenyl)-6'-(tetrahydrofuran-3-ylamino)-1'*H*-spiro[cyclopropan-1,4'-[2,7]naphthyridin]-3'(2'*H*)-on;

15 2'-(2,6-difluor-3,5-dimethoxyphenyl)-6'-(2-(4-methylpiperazin-1-yl)ethylamino)-1'*H*-spiro[cyclopropan-1,4'-[2,7]naphthyridin]-3'(2'*H*)-on;

methyl 2'-(2,6-difluor-3,5-dimethoxyphenyl)-3'-oxo-2',3'-dihydro-1'*H*-spiro[cyclopropan-1,4'-[2,7]naphthyridin]-6'-ylcarbamate;

20 2'-(2,6-difluor-3,5-dimethoxyphenyl)-6'-(pyridin-3-ylamino)-1'*H*-spiro[cyclopropan-1,4'-[2,7]naphthyridin]-3'(2'*H*)-on;

2'-(2,6-difluor-3,5-dimethoxyphenyl)-6'-(3-fluorophenylamino)-1'*H*-spiro[cyclopropan-1,4'-[2,7]naphthyridin]-3'(2'*H*)-on;

6'-(cyclopentylamino)-2'-(2,6-difluor-3,5-dimethoxyphenyl)-1'*H*-spiro[cyclopropan-1,4'-[2,7]naphthyridin]-3'(2'*H*)-on;

25 (S)-2'-(2,6-difluor-3,5-dimethoxyphenyl)-6'-((tetrahydrofuran-2-yl)methylamino)-1'*H*-spiro[cyclopropan-1,4'-[2,7]naphthyridin]-3'(2'*H*)-on;

2'-(2,6-difluor-3,5-dimethoxyphenyl)-6'-(1-methyl-1H-pyrazol-4-ylamino)-1'H-spiro[cyclopropan-1,4'-[2,7]naphthyridin]-3'(2'H)-on;

2'-(2,6-difluor-3,5-dimethoxyphenyl)-6'-((1-methyl-1H-pyrazol-4-yl)methylamino)-1'H-spiro[cyclopropan-1,4'-[2,7]naphthyridin]-3'(2'H)-on;

5 (R)-2'-(2,6-difluor-3,5-dimethoxyphenyl)-6'-(1-phenylethylamino)-1'H-spiro[cyclopropan-1,4'-[2,7]naphthyridin]-3'(2'H)-on;

6'-(cyclohexylamino)-2'-(2,6-difluor-3,5-dimethoxyphenyl)-1'H-spiro[cyclopropan-1,4'-[2,7]naphthyridin]-3'(2'H)-on;

10 2'-(2,6-difluor-3,5-dimethoxyphenyl)-6'-(*trans*-4-hydroxycyclohexylamino)-1'H-spiro[cyclopropan-1,4'-[2,7]naphthyridin]-3'(2'H)-on;

6'-(cyclopropylamino)-2'-(2,6-difluor-3,5-dimethoxyphenyl)-1'H-spiro[cyclopropan-1,4'-[2,7]naphthyridin]-3'(2'H)-on;

15 6'-(cyclobutylamino)-2'-(2,6-difluor-3,5-dimethoxyphenyl)-1'H-spiro[cyclopropan-1,4'-[2,7]naphthyridin]-3'(2'H)-on;

2'-(2,6-difluor-3,5-dimethoxyphenyl)-6'-(3,3-difluorocyclobutylamino)-1'H-spiro[cyclopropan-1,4'-[2,7]naphthyridin]-3'(2'H)-on; og

2'-(2,6-difluor-3,5-dimethoxyphenyl)-6'-(1-methylpiperidin-4-ylamino)-1'H-spiro[cyclopropan-1,4'-[2,7]naphthyridin]-3'(2'H)-on;

20 eller et farmaceutisk acceptabelt salt af en hvilken som helst af de ovenfor nævnte.

**14.** Forbindelsen ifølge krav 1, hvor forbindelsen er 2'-(2,6-difluor-3,5-dimethoxyphenyl)-6'-[(2-morpholin-4-ylethyl)amino]-1',2'-dihydro-3'*H*-  
25 spiro[cyclopropan-1,4'-[2,7]naphthyridin]-3'-on, eller et farmaceutisk acceptabelt salt deraf.

**15.** Forbindelsen ifølge krav 1, hvor forbindelsen er 2'-(2,6-difluor-3,5-dimethoxyphenyl)-6'-(2-(4-methylpiperazin-1-yl)ethylamino)-1'*H*-spiro[cyclo-propan-1,4'-[2,7]naphthyridin]-3'(2'*H*)-on, eller et farmaceutisk acceptabelt salt deraf.

5 **16.** Forbindelsen ifølge krav 1, hvor forbindelsen er (S)-2'-(2,6-difluor-3,5-dimethoxyphenyl)-6'-((tetrahydrofuran-2-yl)methylamino)-1'*H*-spiro[cyclopropan-1,4'-[2,7]naphthyridin]-3'(2'*H*)-on, eller et farmaceutisk acceptabelt salt deraf.

**17.** Farmaceutisk sammensætning omfattende en forbindelse ifølge et hvilket som  
10 helst af kravene 14-16, eller et farmaceutisk acceptabelt salt deraf, og mindst en farmaceutisk acceptabel bærer.

**18.** Farmaceutisk sammensætning omfattende en forbindelse ifølge et hvilket som  
helst af kravene 1 til 13, eller et farmaceutisk acceptabelt salt deraf, og mindst en  
15 farmaceutisk acceptabel bærer.

**19.** Fremgangsmåde til inhibering af et FGFR-enzym omfattende at bringe  
enzymet *in vitro* i kontakt med en forbindelse ifølge et hvilket som helst af  
kravene 1 til 16, eller et farmaceutisk acceptabelt salt deraf.

20

**20.** Forbindelse ifølge et hvilket som helst af kravene 1 til 16, eller et  
farmaceutisk acceptabelt salt deraf, til anvendelse i:-

a) fremgangsmåde til behandling af cancer hos en patient; eller

b) fremgangsmåde til behandling af cancer hos en patient, hvor canceren  
25 er valgt blandt blærecancer, brystcancer, livmoderhalscancer,  
kolorektalcancer, endometriecancer, mavecancer, hoved- og halscancer,  
nyrecancer, levercancer, lungecancer, ovariecancer, prostatacancer,  
øsofagealcancer, galdeblærecancer, bugspytkirtelcancer, skjoldbrusk-  
kirtelcancer, hudcancer, leukæmi, multipel myelom, kronisk lymfocytisk  
30 lymfom, voksen T-celle-leukæmi, B-celle lymfom, akut myelogenøs  
leukæmi, Hodgkin's eller non-Hodgkin's lymfom, Waldenstrom's  
makroglobulinæmi, hårcellelymfom, Burkett's lymfom, glioblastom,  
melanom, og Rhabdosarcom.

**21.** Forbindelse ifølge et hvilket som helst af kravene 1 til 16, eller et farmaceutisk acceptabelt salt deraf, til anvendelse i:-

5 a) fremgangsmåde til behandling af en myeloproliferativ forstyrrelse hos en patient; eller

b) fremgangsmåde til behandling af en myeloproliferativ forstyrrelse hos en patient hvor den myeloproliferativ forstyrrelse er valgt fra polycytæmi vera, essentiel thrombocytaemi, og primær myelofibrose.

10 **22.** Forbindelse ifølge et hvilket som helst af kravene 1 til 16, eller et farmaceutisk acceptabelt salt deraf, til anvendelse i:-

a) fremgangsmåde til behandling af en skeletal- eller chondrocyt-forstyrrelse hos en patient; eller

15 b) fremgangsmåde til behandling af en skeletal- eller chondrocyt-forstyrrelse hos en patient hvor skeletal- eller chondrocyt-forstyrrelsen er valgt fra achondroplasi, hypochondroplasi, dværgvækst, thanatophorisk dysplasi (TD), Apert syndrom, Crouzon syndrom, Jackson-Weiss syndrom, Beare-Stevenson cutis gyrate syndrom, Pfeiffer syndrom, og craniosynostosis syndrom.

20

**23.** Forbindelse ifølge et hvilket som helst af kravene 1 til 16, eller et farmaceutisk acceptabelt salt deraf, til anvendelse i:-

a) fremgangsmåde til behandling af en hypophosphatæmi-forstyrrelse hos en patient; eller

25 b) fremgangsmåde til behandling af en hypophosphatæmi-forstyrrelse hos en patient hvor hypophosphatæmi-forstyrrelsen er X-bundet hypophosphatæmisk lidelse, autosomal recessiv hypophosphatæmisk lidelse, autosomal dominant hypophosphatæmisk lidelse, eller tumor-induceret osteromalaci.