



US00D524494S

(12) **United States Design Patent**
Kim et al.

(10) **Patent No.:** **US D524,494 S**

(45) **Date of Patent:** **** Jul. 4, 2006**

(54) **WASHING MACHINE**

(75) Inventors: **Young Il Kim**, Bupyeong-Gu Incheon (KR); **Sun Kyoung Kim**, Seoul (KR)

(73) Assignee: **LG Electronics Inc.**, Seoul (KR)

(**) Term: **14 Years**

(21) Appl. No.: **29/228,559**

(22) Filed: **Apr. 26, 2005**

(30) **Foreign Application Priority Data**

Oct. 27, 2004 (KR) 30-2004-0032888

(51) **LOC (8) Cl.** **15-05**

(52) **U.S. Cl.** **D32/9**

(58) **Field of Classification Search** D32/1,
D32/5, 6, 7, 8, 9, 10, 25; 68/3 R, 4, 5, 12.01,
68/212, 12.08; 34/58, 108, 130, 131-32,
34/417, 499, 523, 534, 595, 596, 597, 600,
34/603; 38/1 A; 312/31

See application file for complete search history.

(56) **References Cited**

U.S. PATENT DOCUMENTS

D292,629 S * 11/1987 Nagai et al. D32/6

D360,501 S * 7/1995 Ertz et al. D32/6
D446,891 S * 8/2001 Kim D32/6
D465,308 S * 11/2002 Resuello et al. D32/6
D490,946 S * 6/2004 Suh et al. D32/6

* cited by examiner

Primary Examiner—Louis S. Zarfes

Assistant Examiner—Kathleen Sims

(74) *Attorney, Agent, or Firm*—Birch, Stewart, Kolasch & Birch, LLP

(57) **CLAIM**

The ornamental design for a washing machine, as shown.

DESCRIPTION

FIG. 1 is a front, right perspective view of the washing machine showing our new design;

FIG. 2 is a front view thereof;

FIG. 3 is a rear view thereof;

FIG. 4 is a left side view thereof;

FIG. 5 is a right side view thereof;

FIG. 6 is a top view thereof; and,

FIG. 7 is a bottom view thereof.

1 Claim, 7 Drawing Sheets

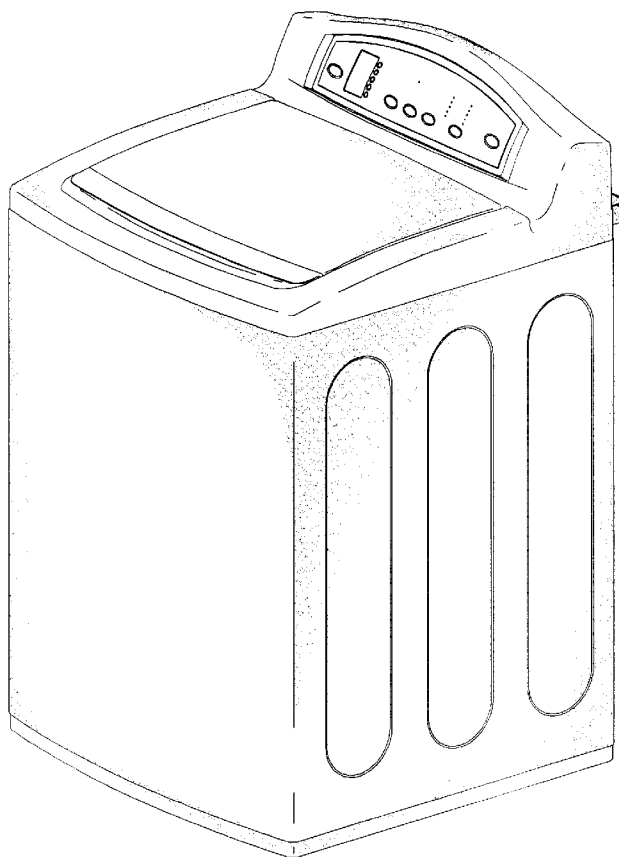


Fig 1.

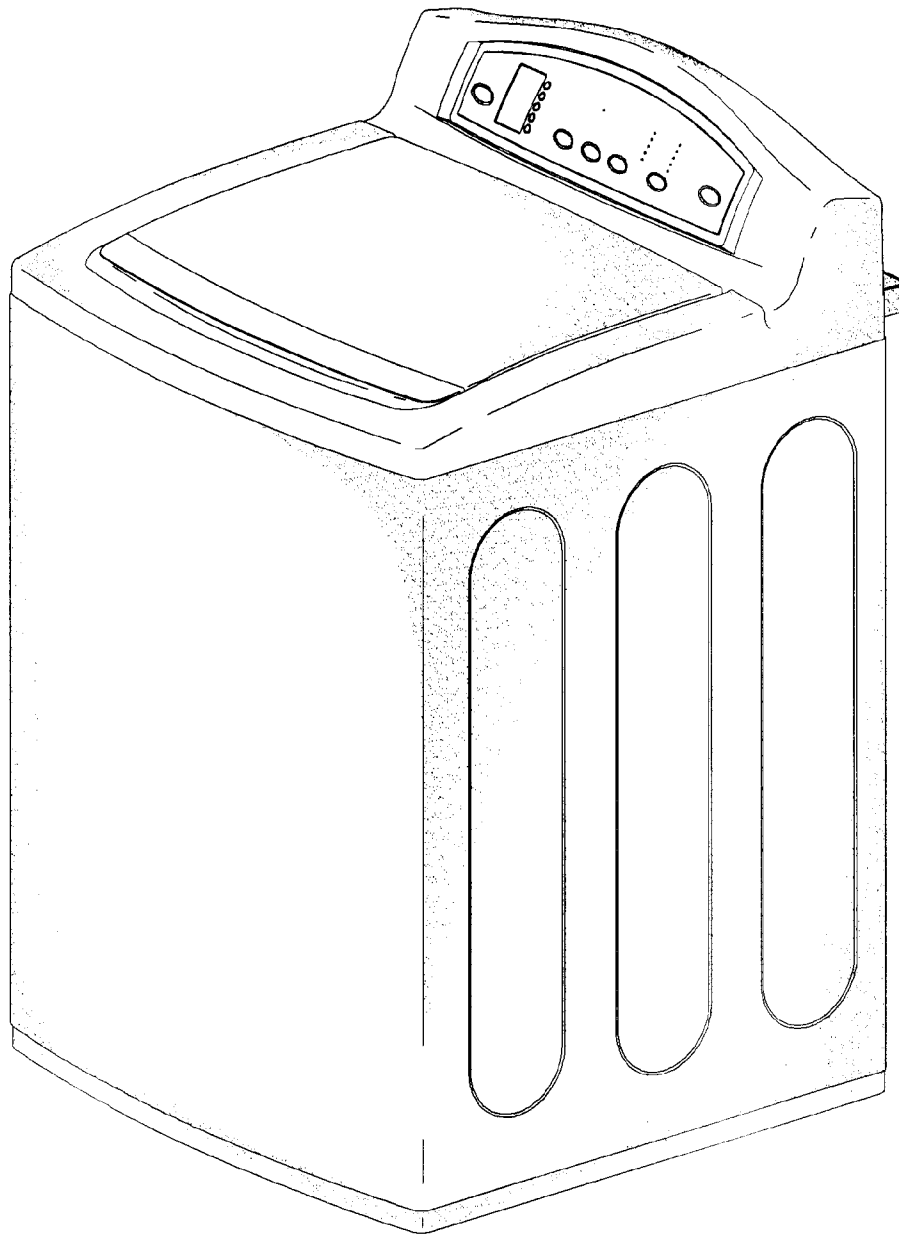


Fig 2




Fig 3

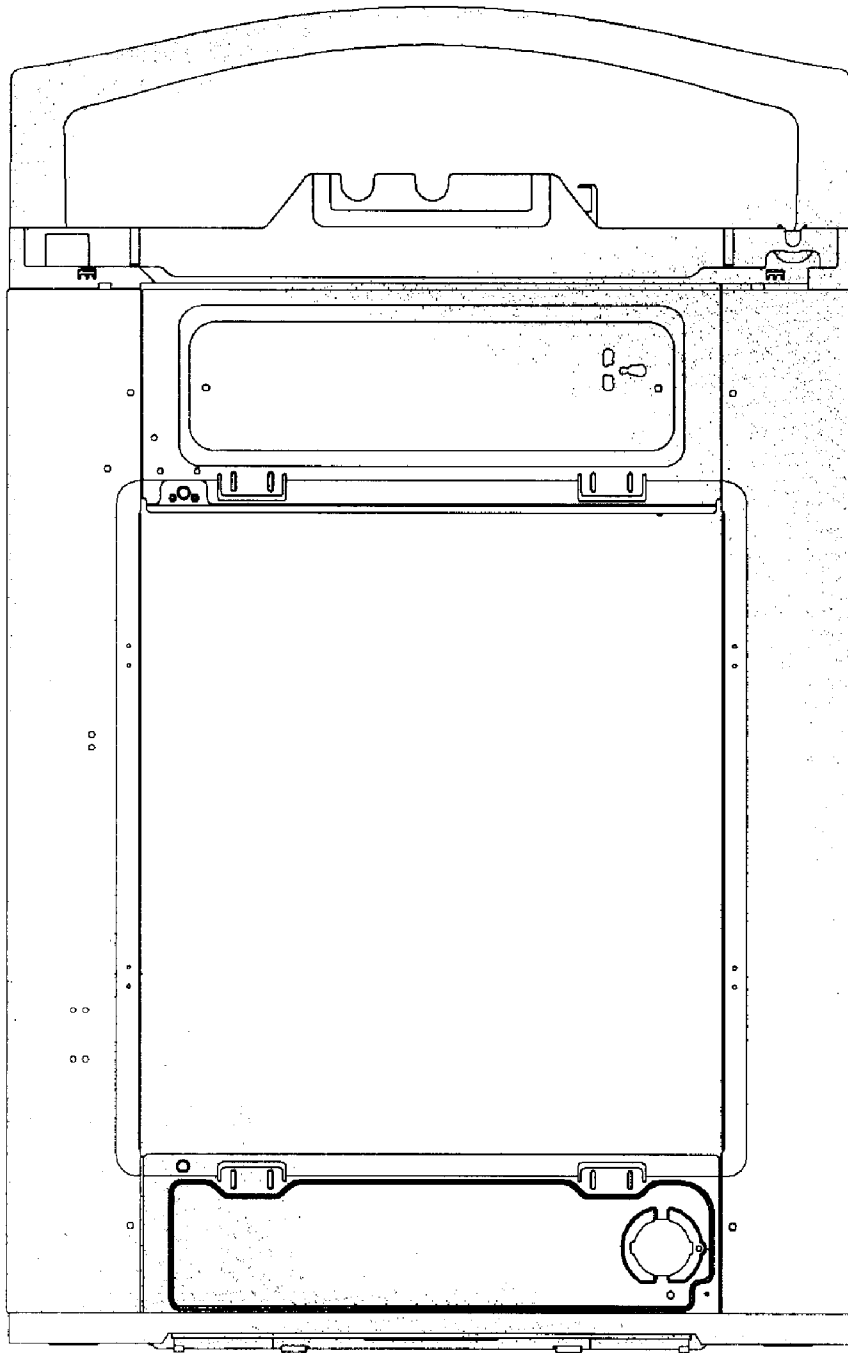


Fig 4

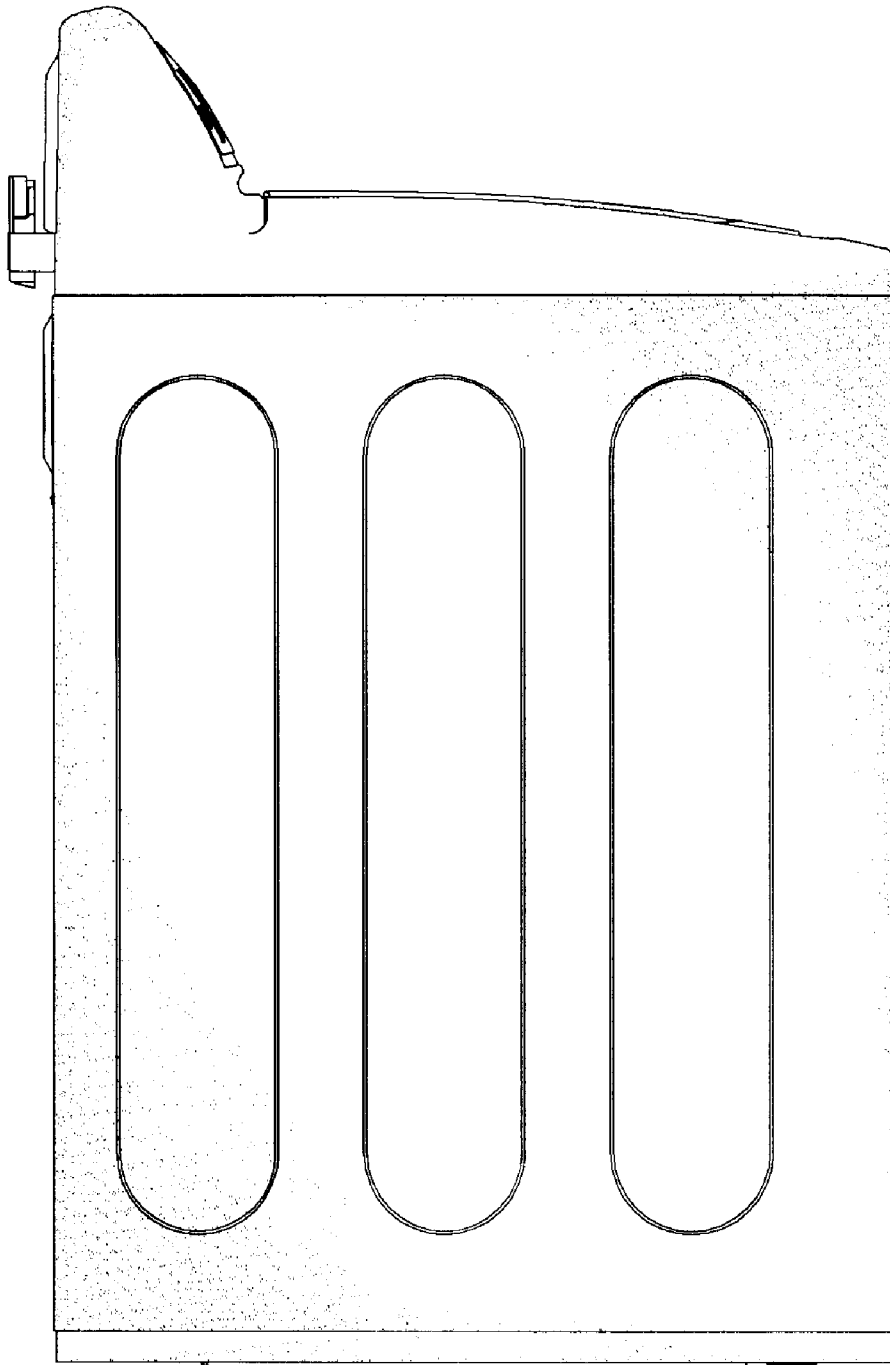


Fig 5

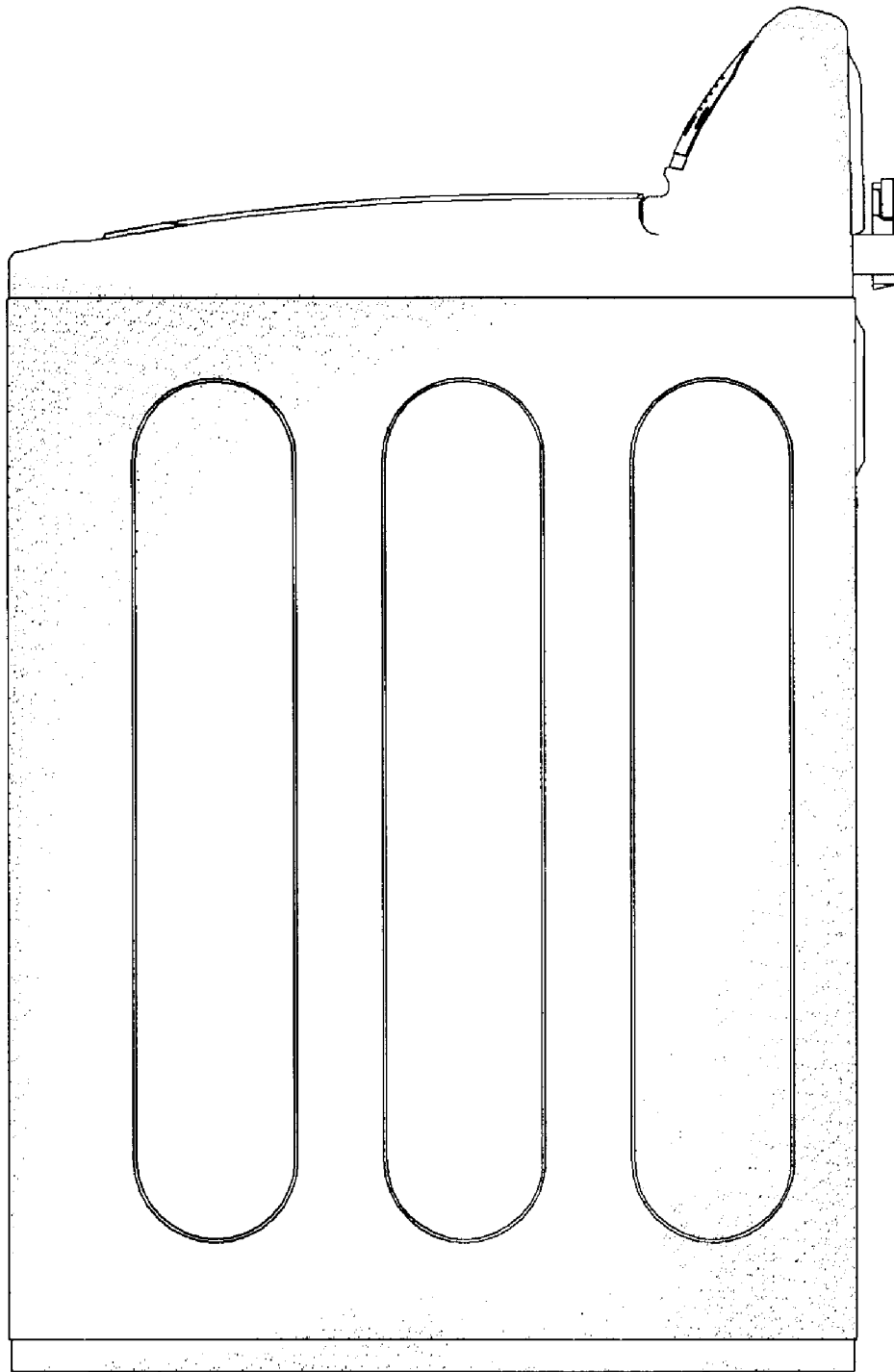


Fig 6




Fig 7

