



US00D354589S

United States Patent [19]

[11] Patent Number: **Des. 354,589**

Russell

[45] Date of Patent: **** Jan. 17, 1995**

[54] **FACE SHIELD**

3,594,816 7/1971 Webb 2/10
5,113,528 5/1992 Burke, Jr. et al. 2/424

[75] Inventor: **John P. Russell**, Center Point, Ala.

Primary Examiner—Ruth McInroy
Attorney, Agent, or Firm—George A. Bode

[73] Assignee: **Infection Control Products, Inc.**,
Gardendale, Ala.

[57] **CLAIM**

[**] Term: **14 Years**

The ornamental design for a face shield, as shown and described.

[21] Appl. No.: **933,522**

[22] Filed: **Aug. 24, 1992**

[52] U.S. Cl. **D29/110**

[58] Field of Search **D29/12, 14-18;**
2/424, 425, 9, 10, 12, 15

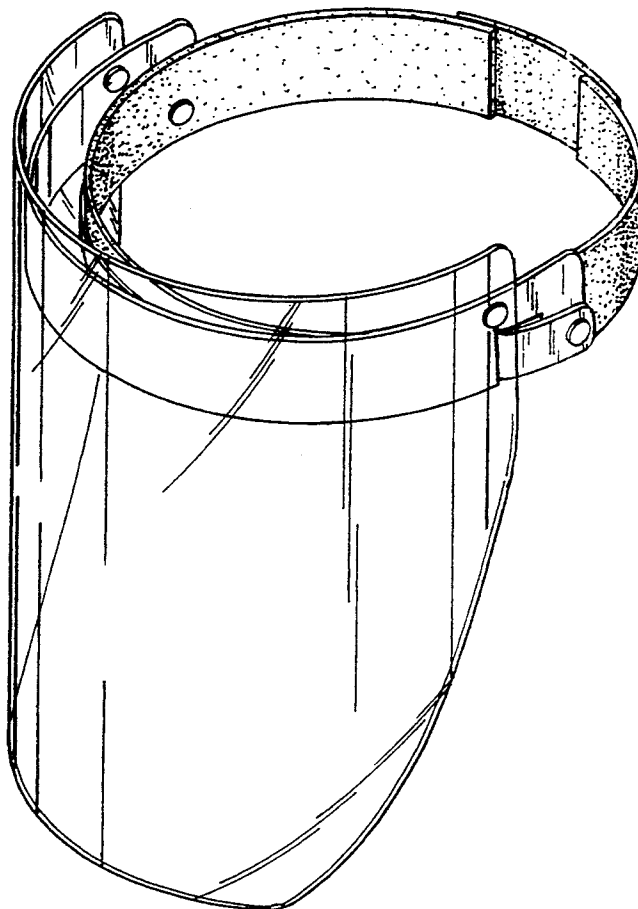
DESCRIPTION

[56] **References Cited**

U.S. PATENT DOCUMENTS

D. 287,300	12/1986	Lonnstedt	D29/16
D. 306,363	2/1990	Stackhouse et al.	D29/17
D. 320,478	10/1991	Metcalf	D29/17
D. 321,268	10/1991	Nix	D29/16
1,911,817	5/1933	Du Bois	2/9
2,360,482	10/1944	Evans	2/12
2,729,820	1/1956	Anderson	2/9
2,758,307	8/1956	Treiber	2/9

FIG. 1 is a top plan view of a face shield showing my new design, with the face shield in a down position; FIG. 2 is a right side elevational view thereof; FIG. 3 is a front elevational view thereof; FIG. 4 is a bottom plan view thereof; FIG. 5 is a left side elevational view thereof; FIG. 6 is a rear elevational view thereof; FIG. 7 is a left side elevational view thereof, the face shield shown in an up position; and, FIG. 8 is a top frontal perspective view thereof. The man shown in broken lines in FIGS. 2, 5 and 7, is shown for illustrative purposes only and forms no part of the claimed design.






FIG. 1

FIG. 2

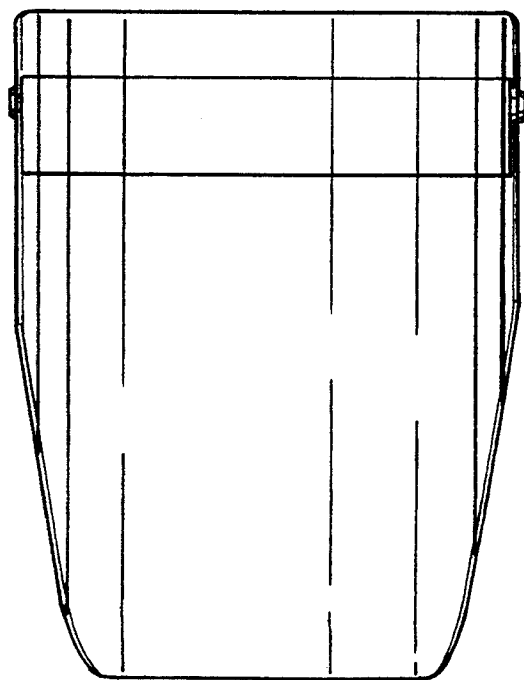
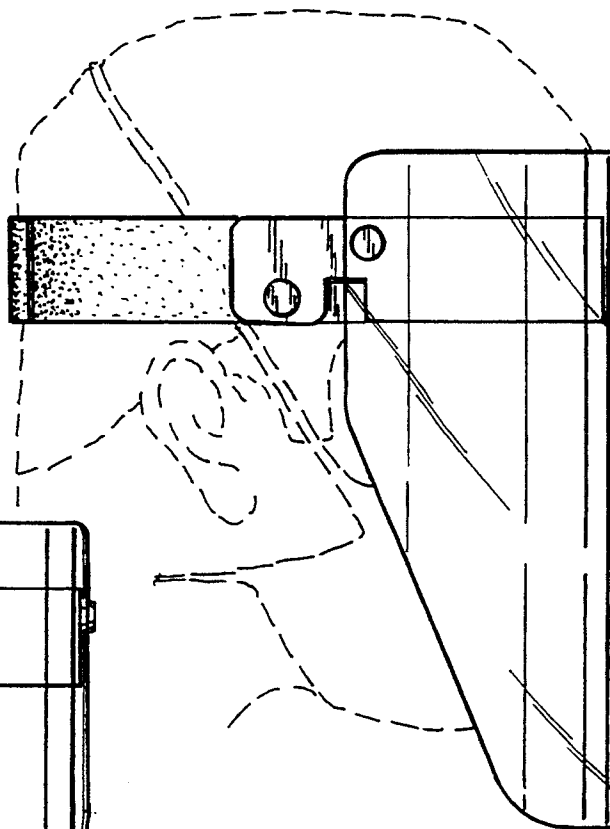


FIG. 3

FIG. 4

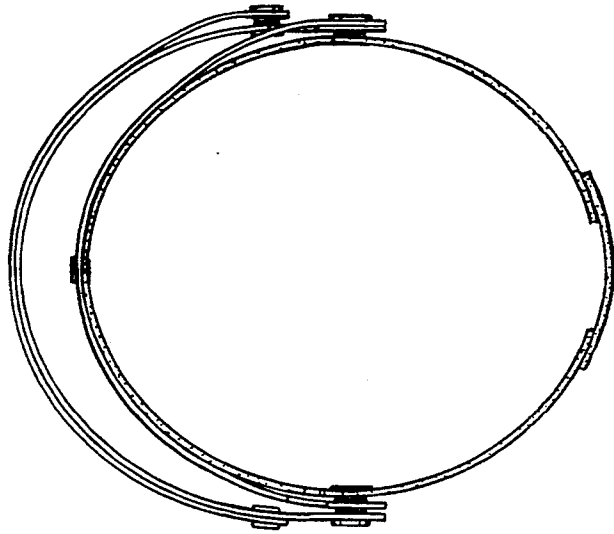


FIG. 5

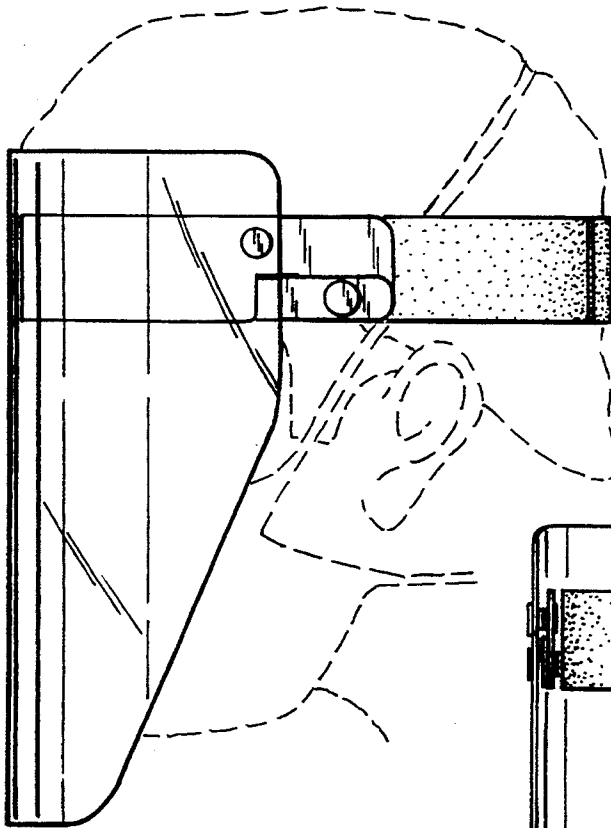


FIG. 6

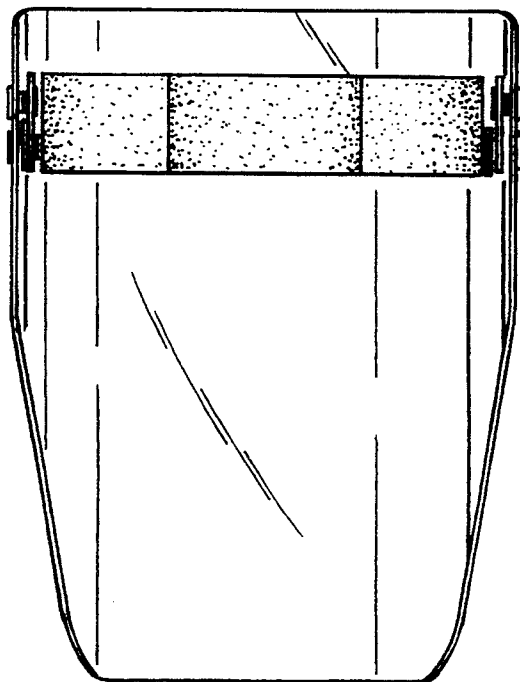


FIG. 8

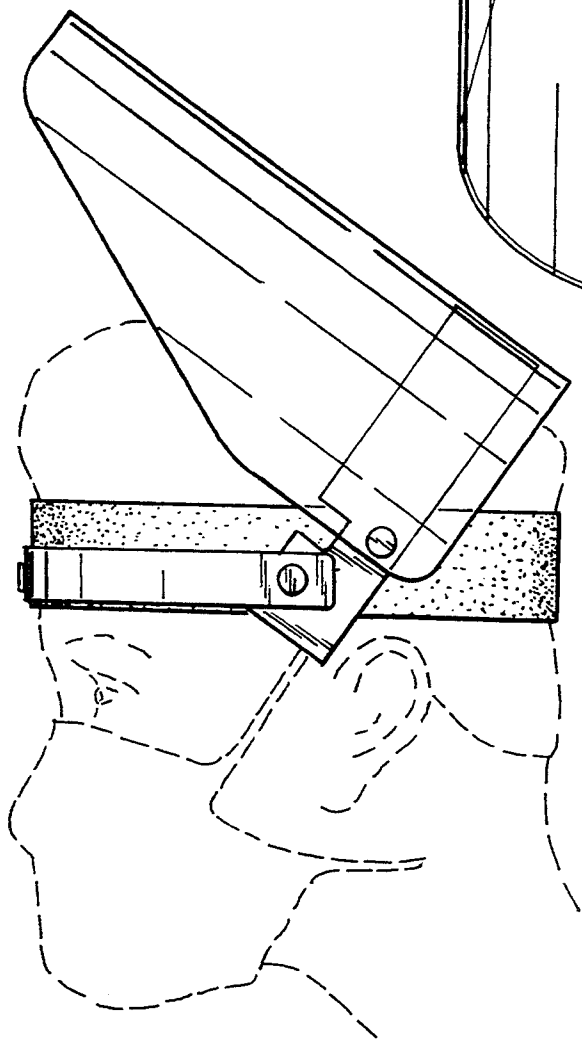
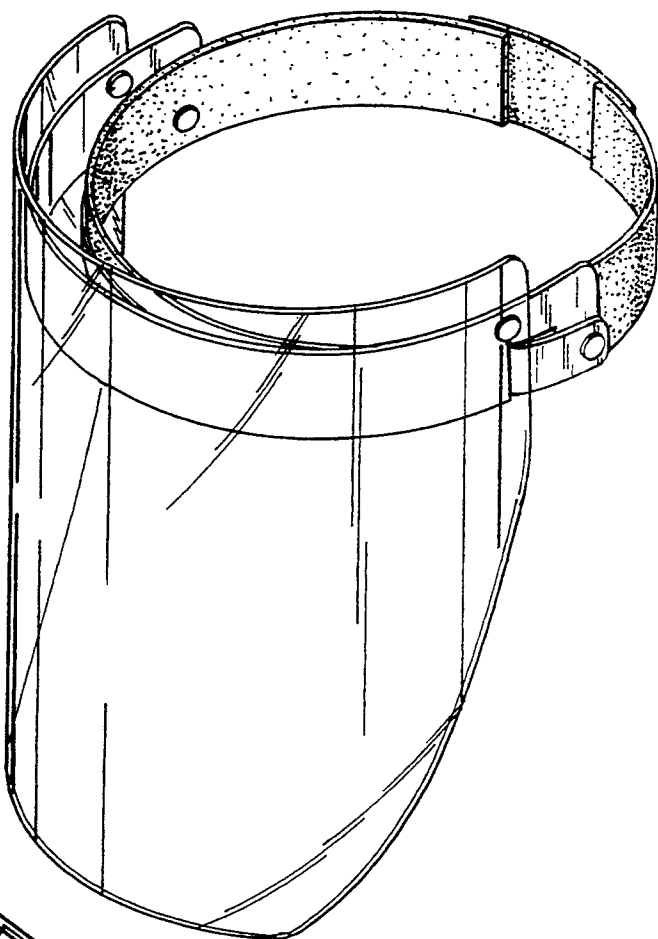


FIG. 7