



(12) **United States Design Patent**  
**Lyu**

(10) **Patent No.:** **US D967,807 S**  
(45) **Date of Patent:** **\*\* Oct. 25, 2022**

(54) **EARPHONE**  
(71) Applicant: **Bo Lyu, Wuhan (CN)**  
(72) Inventor: **Bo Lyu, Wuhan (CN)**  
(\*\*) Term: **15 Years**  
(21) Appl. No.: **29/843,527**  
(22) Filed: **Jun. 22, 2022**  
(51) **LOC (13) Cl.** ..... **14-01**  
(52) **U.S. Cl.**  
USPC ..... **D14/223**  
(58) **Field of Classification Search**  
USPC ..... D14/223, 205; D24/174; 128/864-866;  
D13/108; 381/380-381  
CPC ..... H04R 25/00; H04R 1/10; H04R 1/1066;  
H04R 1/1016; H04R 5/033; H04R  
5/0335; H04R 1/1083; H04R 1/105;  
H04R 1/1091  
See application file for complete search history.

D571,784 S \* 6/2008 Jensen ..... D14/205  
D572,234 S \* 7/2008 Reda ..... D14/205  
D584,719 S \* 1/2009 Brennwald ..... D14/223  
7,480,388 B1 \* 1/2009 Crook ..... H04R 25/65  
381/328  
D586,329 S \* 2/2009 Birger ..... D14/205  
D603,516 S \* 11/2009 Mori ..... D24/174  
D604,419 S \* 11/2009 Mori ..... D24/174  
7,648,005 B2 \* 1/2010 Leong ..... A61F 11/08  
381/381  
D609,699 S \* 2/2010 Burnham ..... D14/223  
D611,933 S \* 3/2010 Burnham ..... D14/223  
D612,834 S \* 3/2010 Yang ..... D14/206  
D617,778 S \* 6/2010 Birger ..... D14/223  
(Continued)

(56) **References Cited**

**U.S. PATENT DOCUMENTS**

4,727,582 A \* 2/1988 de Vries ..... H04R 25/604  
381/322  
D395,653 S \* 6/1998 Read ..... D14/206  
D447,743 S \* 9/2001 Ma ..... D14/223  
D468,299 S \* 1/2003 Boesen ..... D14/223  
D469,081 S \* 1/2003 Perszyk ..... D14/223  
D470,121 S \* 2/2003 Nguyen ..... D14/223  
D490,398 S \* 5/2004 Gwee ..... D14/205  
D498,227 S \* 11/2004 Dyer ..... D14/223  
D504,419 S \* 4/2005 Bey ..... D14/223  
D504,673 S \* 5/2005 Dyer ..... D14/223  
D506,462 S \* 6/2005 Han ..... D14/205  
D506,994 S \* 7/2005 Olson ..... D14/223  
D512,984 S \* 12/2005 Ham ..... D14/205  
D539,266 S \* 3/2007 Bentley ..... D14/205  
D541,787 S \* 5/2007 Ma ..... D14/205  
7,262,992 B2 \* 8/2007 Shibata ..... H04R 25/505  
257/316  
D557,255 S \* 12/2007 Shintani ..... D14/206

**FOREIGN PATENT DOCUMENTS**

EM 008741789-0002 \* 10/2021  
EM 009079833-0001 \* 7/2022

*Primary Examiner* — Paula Allen Greene  
(74) *Attorney, Agent, or Firm* — Jeenam Park

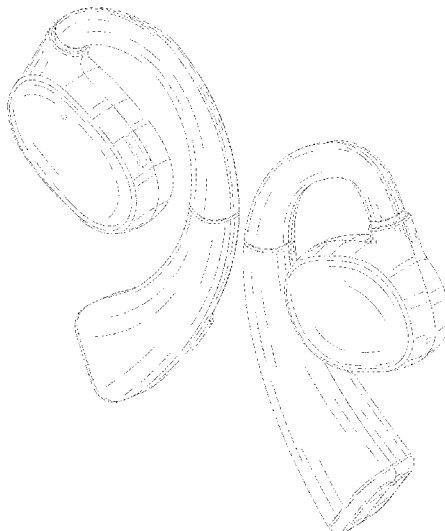
(57) **CLAIM**

The ornamental design for an earphone, as shown and described.

**DESCRIPTION**

FIG. 1 is a perspective view of an earphone, showing my new design;  
FIG. 2 is another perspective view thereof;  
FIG. 3 is a front view thereof;  
FIG. 4 is a rear view thereof;  
FIG. 5 is a left side view thereof;  
FIG. 6 is a right side view thereof;  
FIG. 7 is a top plan view thereof; and,  
FIG. 8 is a bottom plan thereof.  
The broken lines shown in the drawings illustrate portions of the earphone that form no part of the claimed design.

**1 Claim, 8 Drawing Sheets**



(56)

**References Cited**

U.S. PATENT DOCUMENTS

D625,297 S \* 10/2010 Tseng ..... D14/223  
8,019,092 B2 \* 9/2011 Yuan ..... A61F 11/06  
381/381  
8,655,005 B2 \* 2/2014 Birger ..... H04R 1/1091  
381/381  
D834,003 S 11/2018 Maeda  
D853,360 S 7/2019 Kawabata  
D853,992 S \* 7/2019 Kuh ..... D24/174  
D885,370 S \* 5/2020 Hu ..... D14/223  
D922,983 S \* 6/2021 Fustino ..... D14/223  
D939,476 S \* 12/2021 Lee ..... D14/223  
2004/0264720 A1 \* 12/2004 Huang ..... H04R 1/105  
381/381  
2007/0223765 A1 \* 9/2007 Wang ..... H04R 1/1066  
381/381  
2007/0269065 A1 \* 11/2007 Kilsgaard ..... H04R 25/558  
381/314

\* cited by examiner

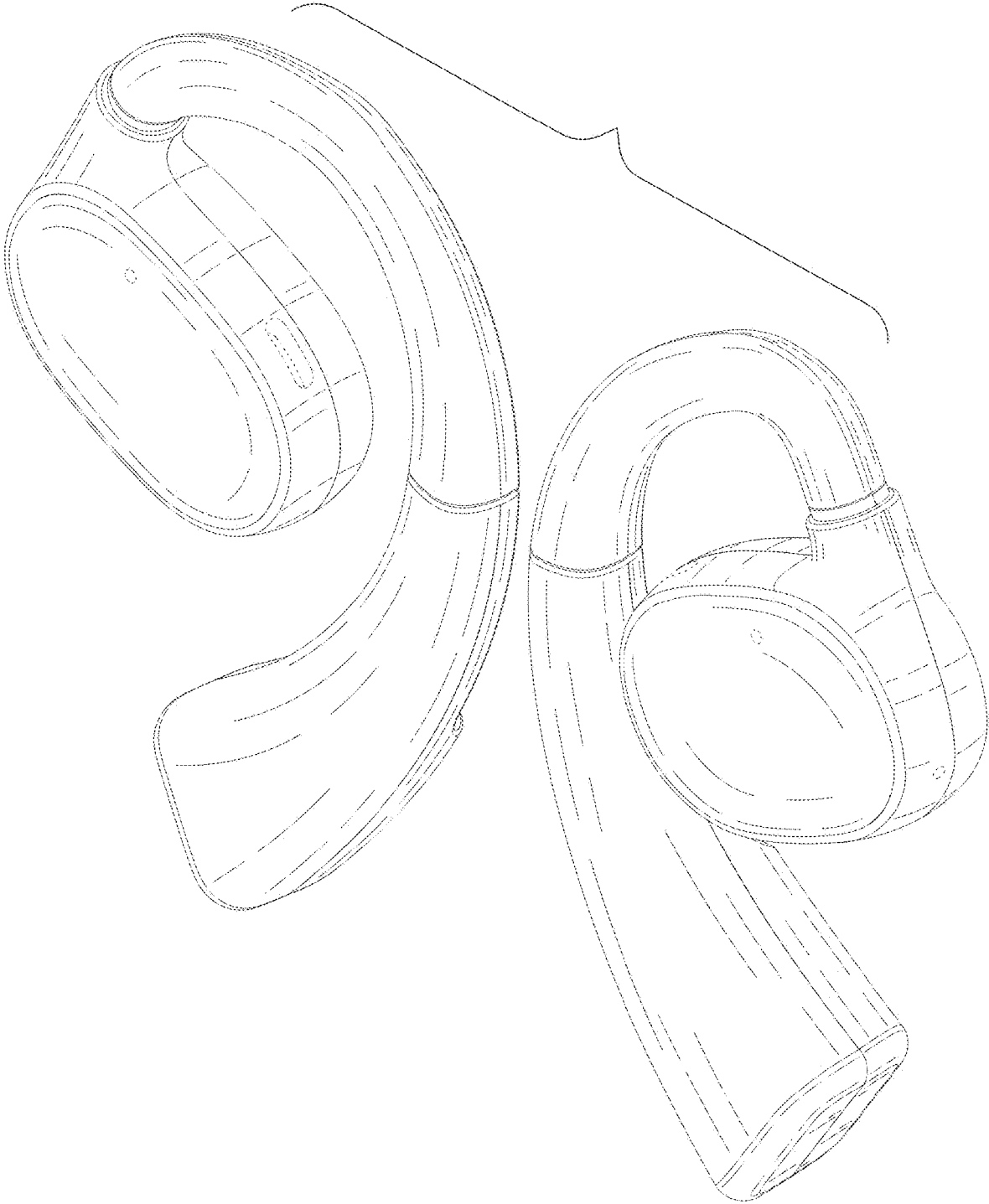


FIG. 1

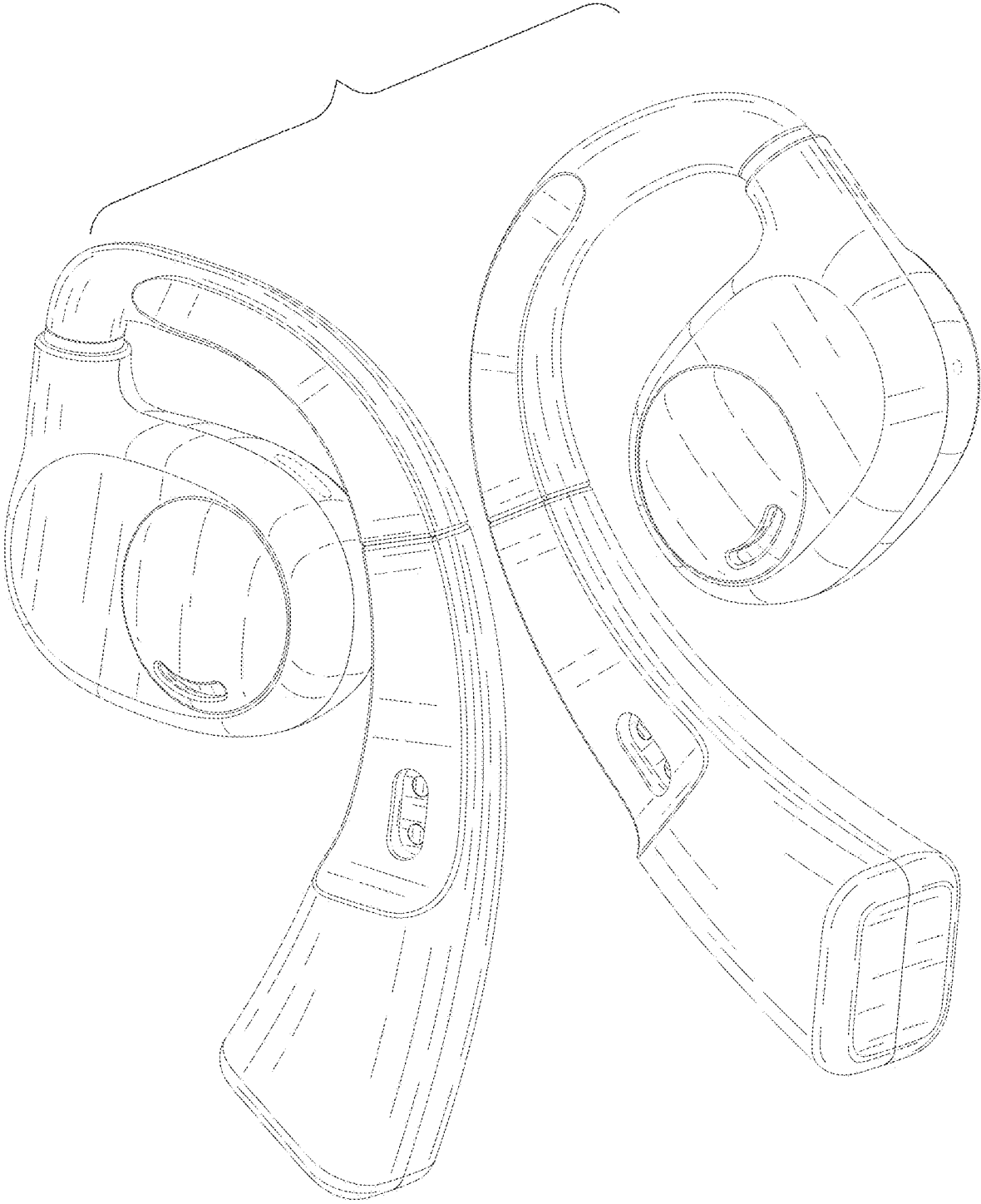


FIG. 2

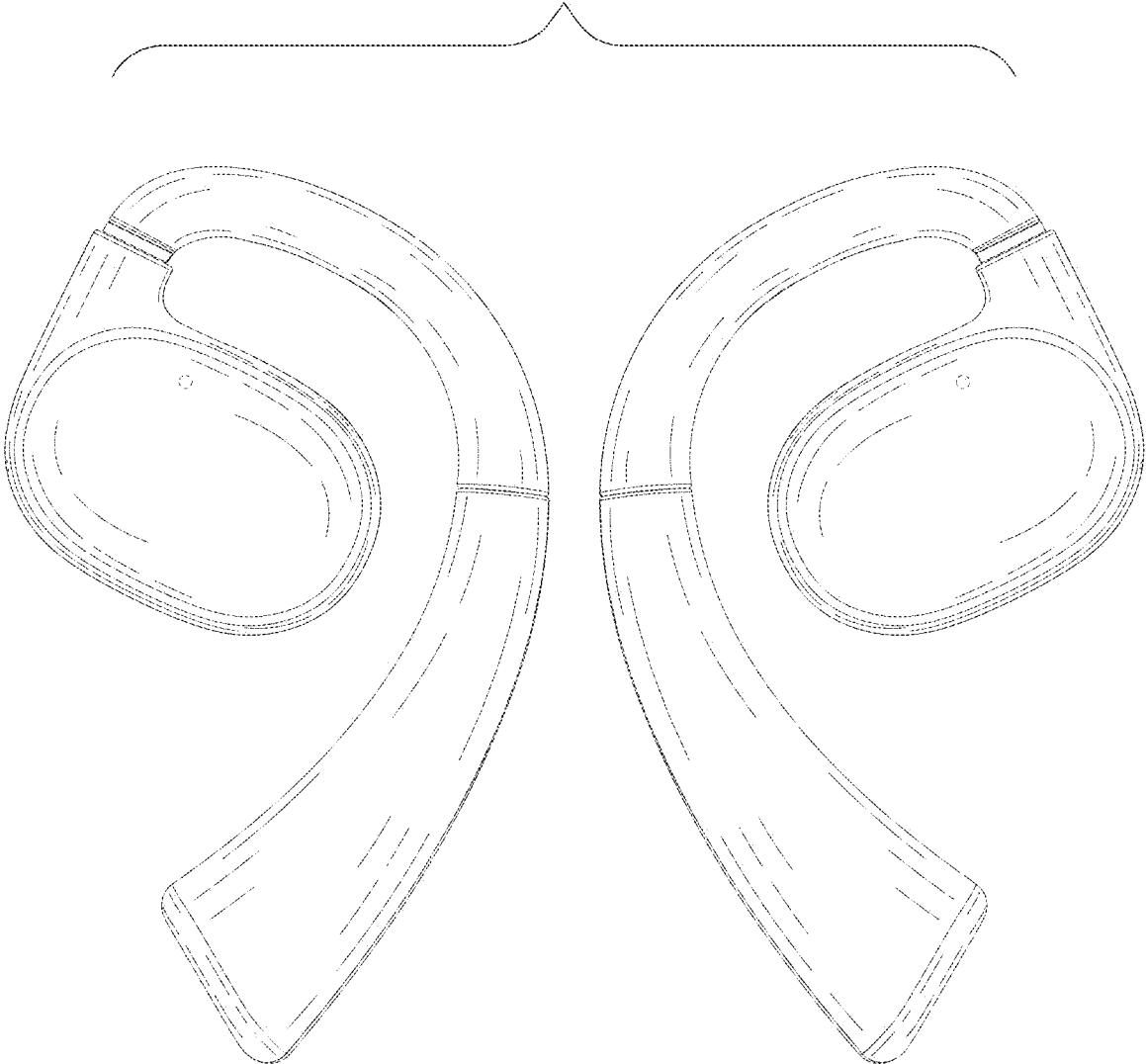


FIG. 3

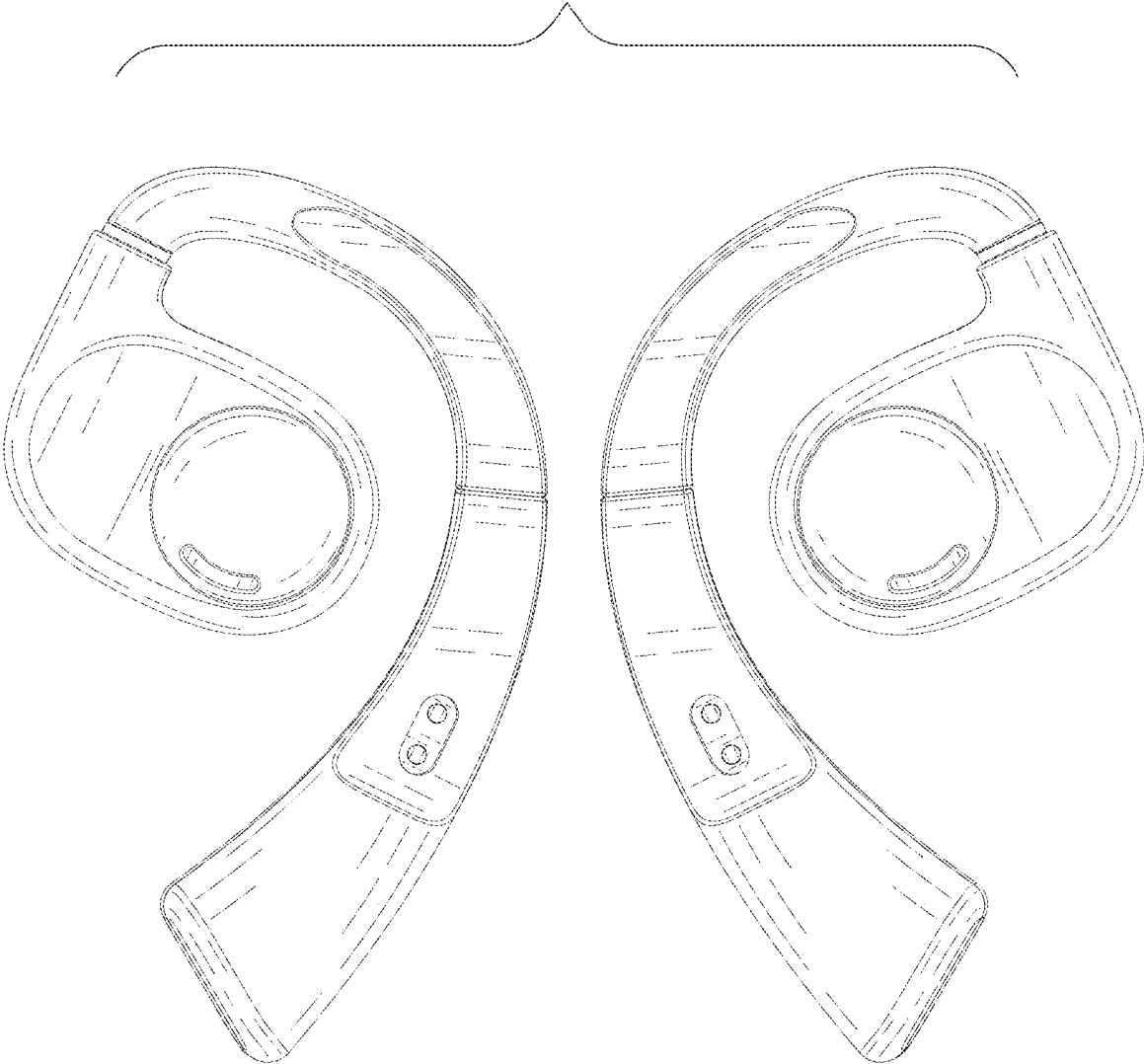


FIG. 4

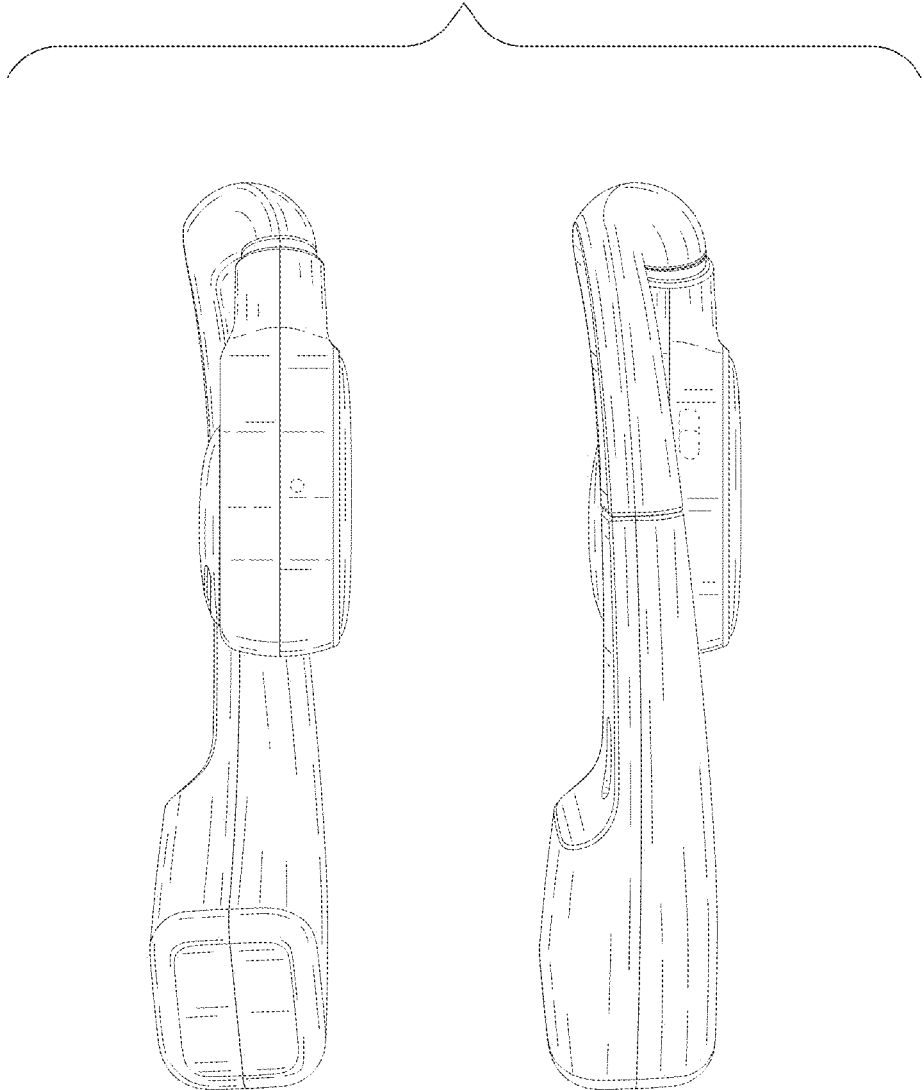


FIG. 5

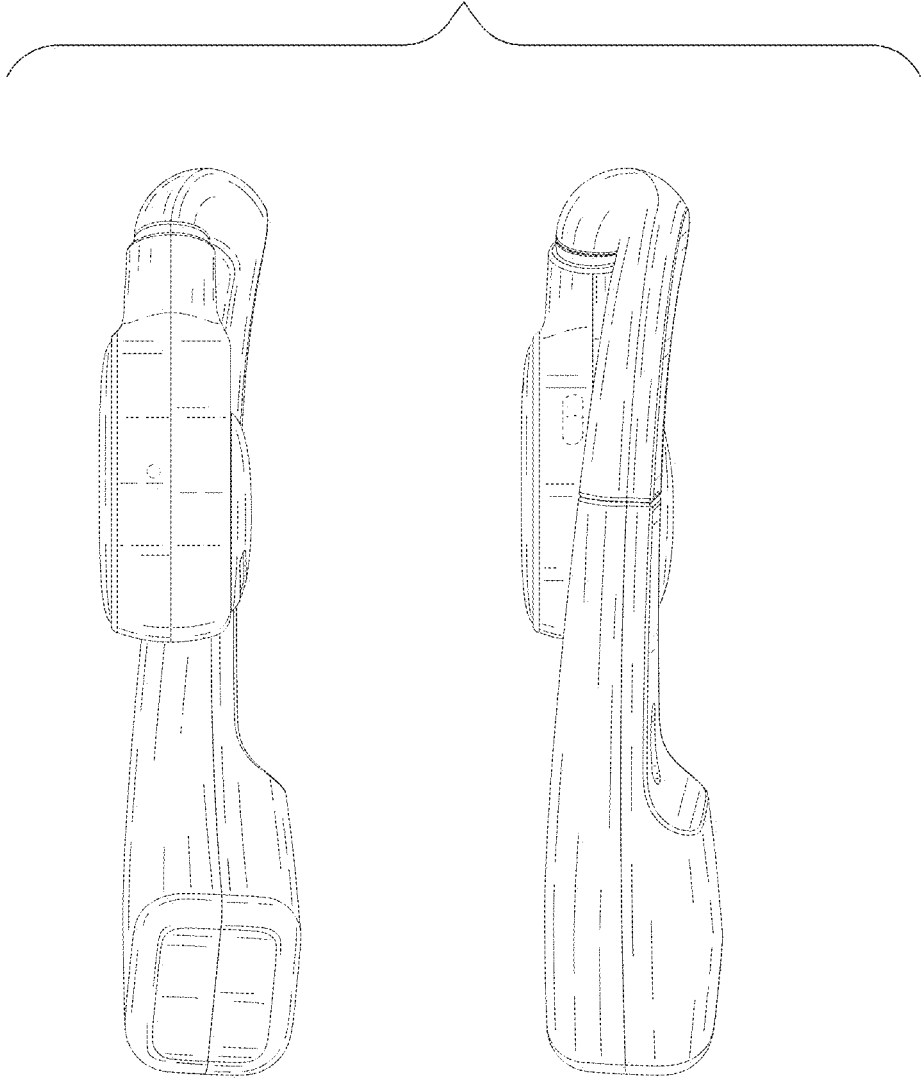


FIG. 6



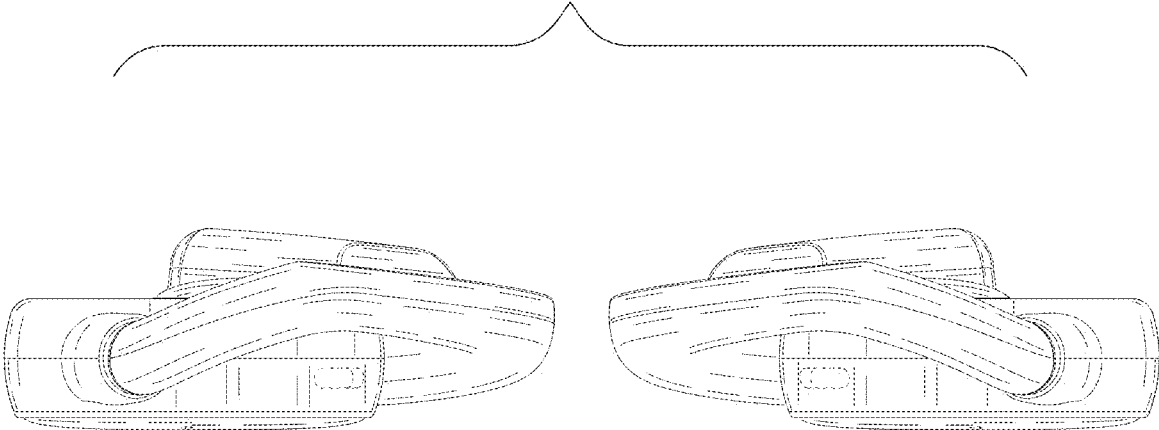


FIG. 7

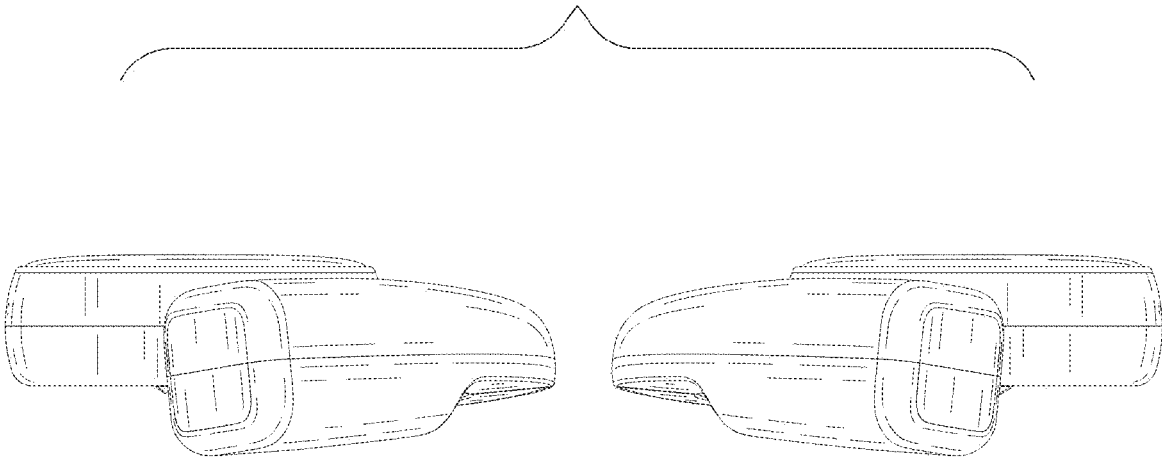


FIG. 8