



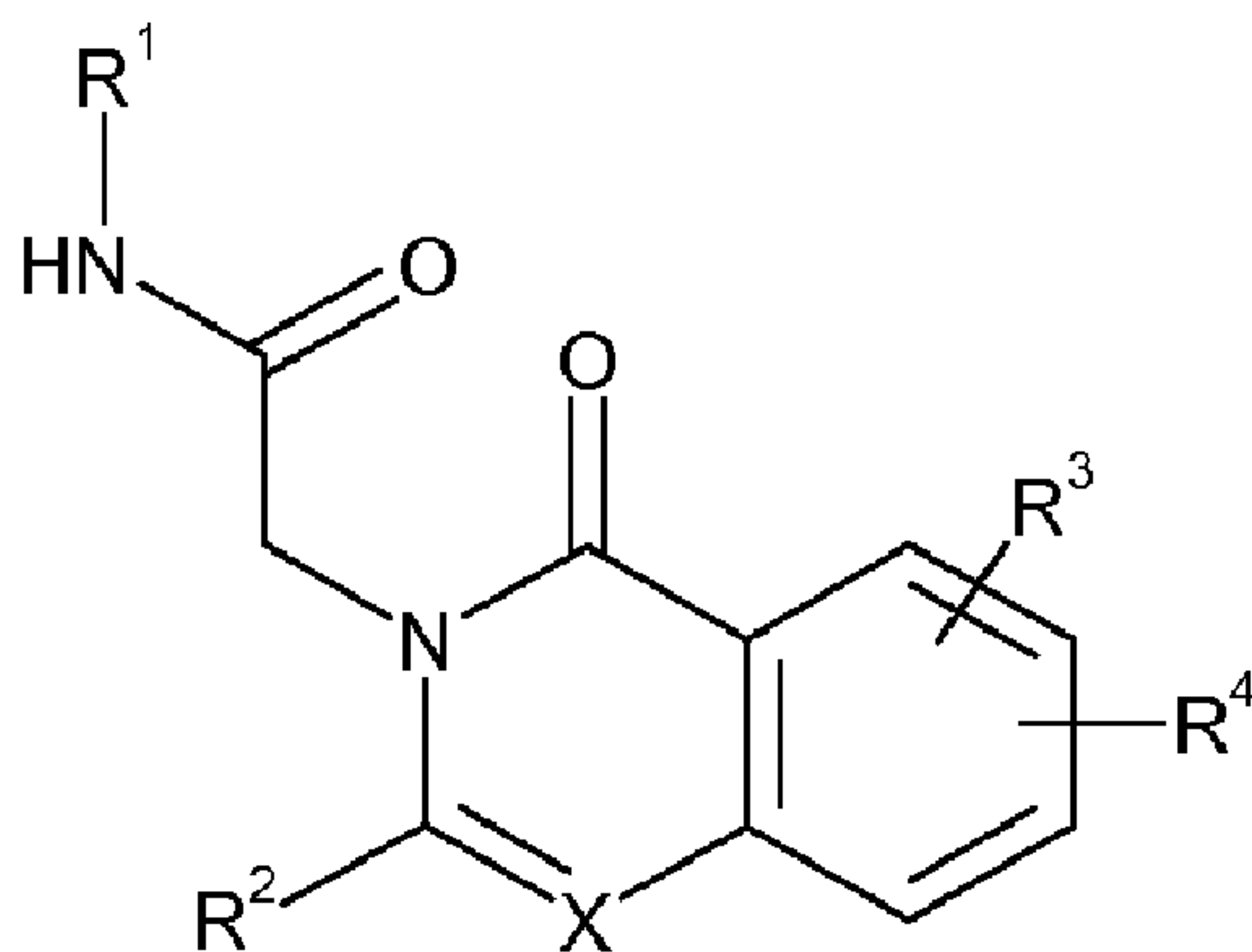
(86) Date de dépôt PCT/PCT Filing Date: 2007/09/10
 (87) Date publication PCT/PCT Publication Date: 2008/03/20
 (85) Entrée phase nationale/National Entry: 2009/03/06
 (86) N° demande PCT/PCT Application No.: US 2007/078022
 (87) N° publication PCT/PCT Publication No.: 2008/033764
 (30) Priorité/Priority: 2006/09/11 (US60/843,718)

(51) Cl.Int./Int.Cl. *C07D 239/70* (2006.01),
A61K 31/472 (2006.01), *A61K 31/4725* (2006.01),
A61K 31/496 (2006.01), *A61K 31/519* (2006.01),
A61K 31/5513 (2006.01), *A61P 25/24* (2006.01),
C07D 217/24 (2006.01), *C07D 243/08* (2006.01)

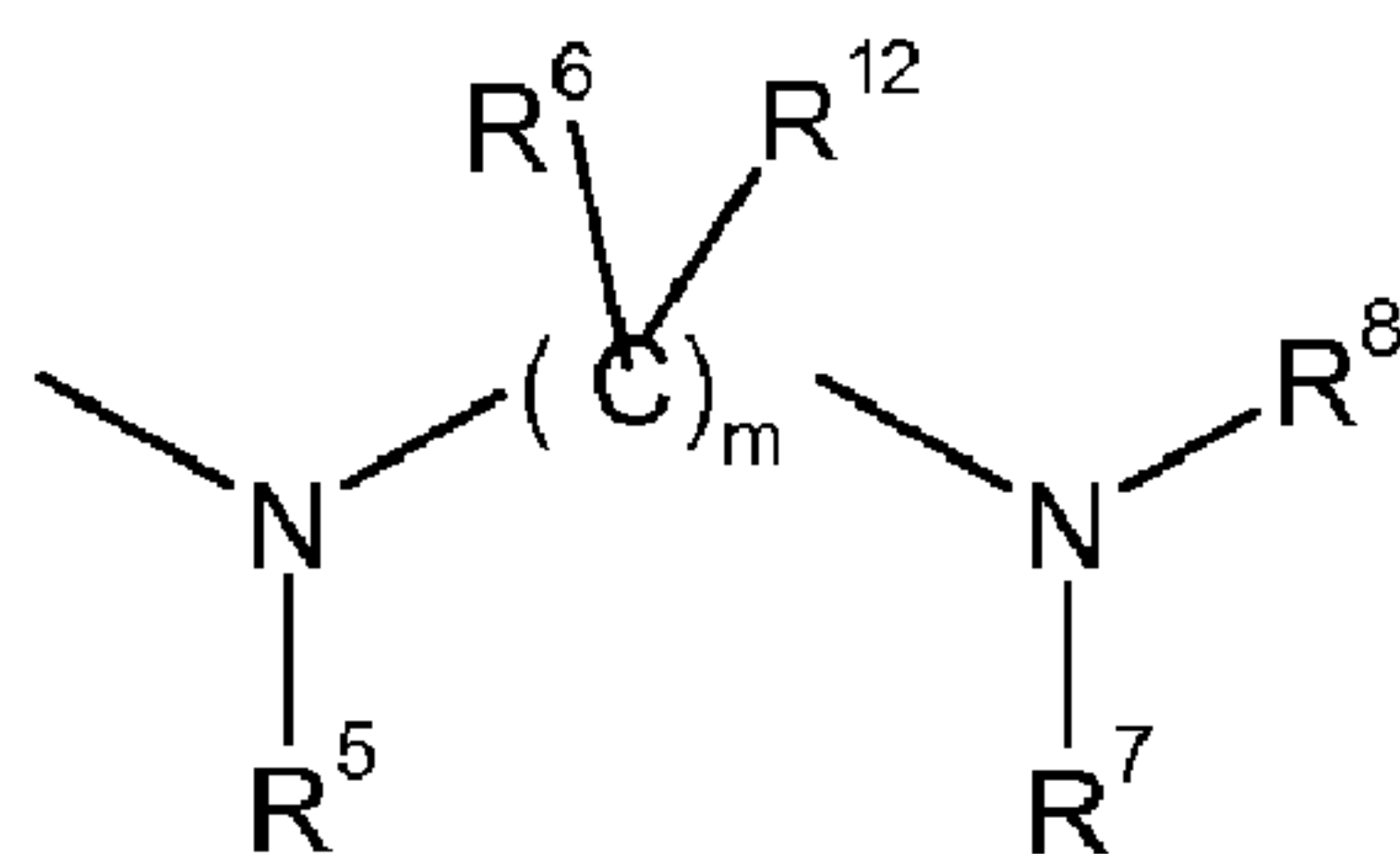
(71) Demandeurs/Applicants:
 N.V. ORGANON, NL;
 PHARMACOPEIA, L.L.C., US

(72) Inventeurs/Inventors:
 LETOURNEAU, JEFFREY, US;
 JOKIEL, PATRICK, US;
 NAPIER, SUSAN ELIZABETH, GB;
 HO, KOC-KAN, US; ...

(54) Titre : DERIVES D'ACETAMIDE DE QUINAZOLINONE ET D'ISOQUINOLINONE
 (54) Title: QUINAZOLINONE AND ISOQUINOLINONE ACETAMIDE DERIVATIVES



I



II

(57) Abrégé/Abstract:

The present invention relates to a quinazolinone or isoquinolinone derivative of formula I, wherein R¹ is C₁₋₆alkyl, C₃₋₆cycloalkyl, C₃₋₆cycloalkylC₁₋₃alkyl, C₂₋₆alkenyl, C₂₋₆alkynyl, said C₁₋₆alkyl, C₃₋₆cycloalkyl and C₃₋₆cycloalkylC₁₋₃alkyl being optionally substituted

(72) **Inventeurs(suite)/Inventors(continued)**: OHLMEYER, MICHAEL, US; MCARTHUR, DUNCAN ROBERT, GB; FIONA, JEREMIAH, GB; RATCLIFFE, PAUL DAVID, GB; JURGEN, SCHULZ, GB

(74) **Agent**: FETHERSTONHAUGH & CO.

(57) **Abrégé(suite)/Abstract(continued)**:

with hydroxy, C₁₋₆alkyloxy, cyano or one or more halogens; R² is C₆₋₁₀aryl optionally substituted with one to three substituents selected from halogen, hydroxy, cyano, C₁₋₆alkyl, C₃₋₆cycloalkyl, C₁₋₆alkyloxy and C₃₋₆cycloalkyloxy, said C₁₋₆alkyl, C₃₋₆cycloalkyl, C₁₋₆alkyloxy and C₃₋₆Cycloalkyloxy being optionally substituted with one or more halogens; or R² is a 5-10 membered heteroaryl ring system comprising a heteroatom selected from N, O and S and optionally substituted with a substituent selected from methyl, C₁₋₆alkyloxy and halogen; or R² is C₄₋₇cycloalkyl; R³ is an optional substituent selected from C₁₋₆alkyl, C₁₋₆alkyloxy and halogen, said C₁₋₆alkyl and C₁₋₆alkyloxy being optionally substituted with one or more halogens; R⁴ is a group located at the 6- or 7- position of the quinazolinone or isoquinolinone ring having the formula II, wherein R⁵ together with one of R⁶ forms a 4-8 membered saturated or unsaturated heterocyclic ring optionally comprising a further heteroatomic moiety selected from O, S and NR⁹, said heterocyclic ring being optionally substituted with one or two substituents selected from methyl, halogen, hydroxy and oxo or R⁵ together with one of R⁷ and R⁸ forms a 6-8 membered heterocyclic ring optionally substituted with one or two substituents selected from methyl, halogen, hydroxy and oxo; Each R⁶ is independently H, halogen or C₁₋₄alkyl optionally substituted with halogen or SO₂CH₃ or one of R⁶ together with R⁵ forms a 4-8 membered saturated or unsaturated heterocyclic ring optionally comprising a further heteroatomic moiety selected from O, S and NR⁹, said heterocyclic ring being optionally substituted with one or two substituents selected from methyl, halogen, hydroxy and oxo; R⁷ and R⁸ are independently H, C₁₋₆alkyl, C₃₋₆cycloalkyl, C₃₋₆cycloalkylC₁₋₃alkyl, cyanoC₁₋₃alkyl, C₆₋₁₀aryl, C₆₋₁₀arylC₁₋₃alkyl, C₁₋₃alkyloxyC₁₋₃alkyl or C₁₋₆acyl said C₁₋₆alkyl, C₃₋₆cycloalkyl and C₃₋₆cycloalkylC₁₋₃alkyl being optionally substituted with hydroxy, 1 or more halogens or diC₁₋₂alkylamino; or R⁷ and R⁸ together with the nitrogen to which they are bonded form a 4-8 membered saturated or unsaturated heterocyclic ring optionally comprising a further heteroatomic moiety selected from O, S and NR¹⁰, said heterocyclic ring being optionally substituted with one or two substituents selected from C₁₋₆alkyl, halogen, hydroxy,

(12) INTERNATIONAL APPLICATION PUBLISHED UNDER THE PATENT COOPERATION TREATY (PCT)

(19) World Intellectual Property Organization
International Bureau(43) International Publication Date
20 March 2008 (20.03.2008)

PCT

(10) International Publication Number
WO 2008/033764 A3

(51) International Patent Classification:

C07D 239/70 (2006.01) A61K 31/472 (2006.01)
 C07D 243/08 (2006.01) A61K 31/4725 (2006.01)
 C07D 217/24 (2006.01) A61K 31/496 (2006.01)
 A61K 31/519 (2006.01) A61P 25/24 (2006.01)
 A61K 31/5513 (2006.01)

(21) International Application Number:

PCT/US2007/078022

(22) International Filing Date:

10 September 2007 (10.09.2007)

(25) Filing Language:

English

(26) Publication Language:

English

(30) Priority Data:

60/843,718 11 September 2006 (11.09.2006) US

(71) Applicant (for all designated States except US): N.V. ORGANON [NL/NL]; Kloosterstraat 6, NL-5349 AB Oss (NL).

(72) Inventors; and

(75) Inventors/Applicants (for US only): LETOURNEAU,

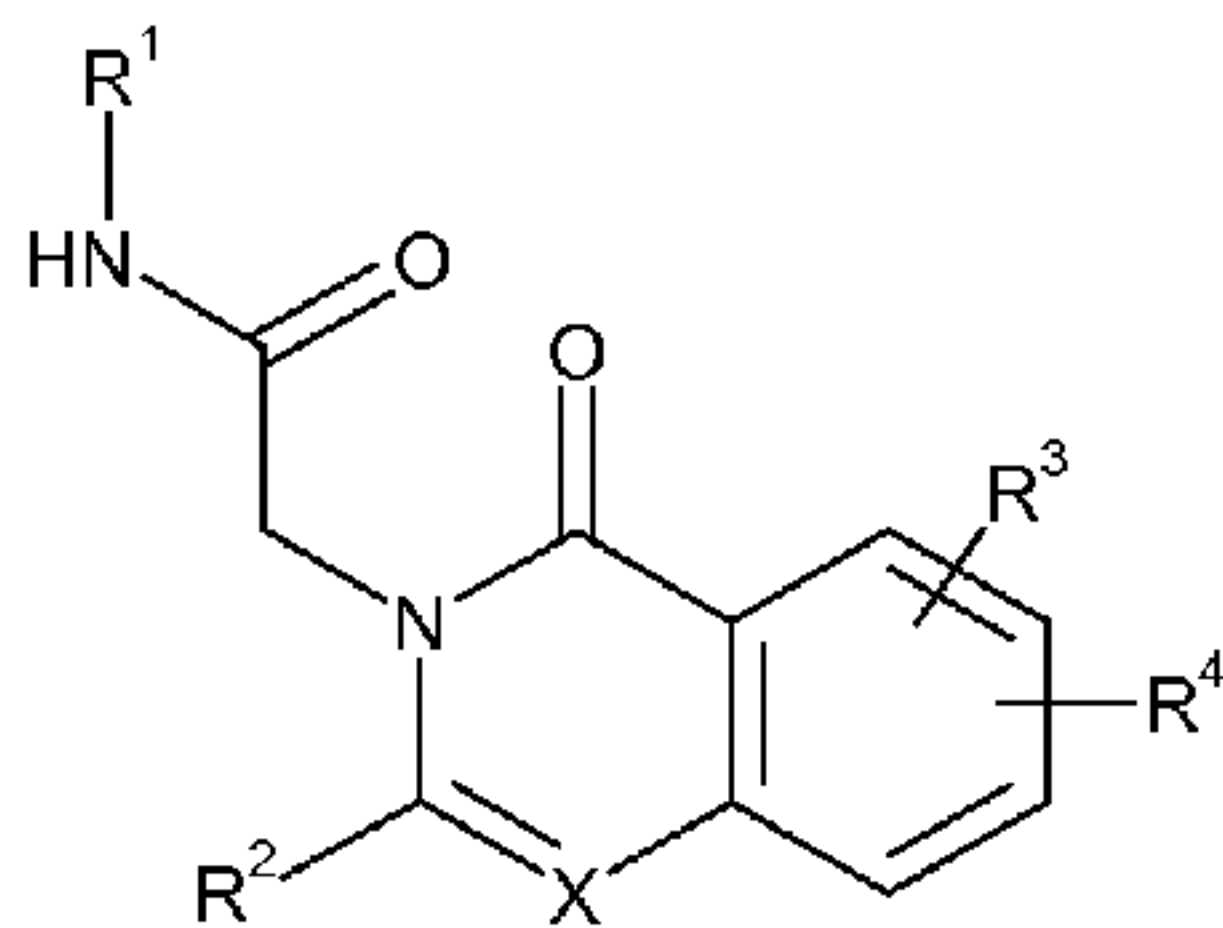
Jeffrey [US/US]; 6 Bristol Way, East Windsor, NJ 08520 (US). JOKIEL, Patrick [US/US]; 2 Scarlet Oak Drive, Princeton, NJ 08540 (US). NAPIER, Elizabeth [GB/GB]; c/o Organon Laboratories Ltd., New Edinburgh Road, Newhouse, Lanarkshire ML1 5SH (GB). HO, Koc-Kan [US/US]; 77 Warwick Road, West Windsor, NJ 08850 (US). OHLMEYER, Michael [US/US]; 6 Beechtree Lane, Plainsboro, NJ 08536 (US). MCARTHUR, Duncan, Robert [GB/GB]; c/o Organon Laboratories Ltd., New Edinburgh Road, Newhouse, Lanarkshire ML1 5SH (GB). FIONA, Jeremiah [GB/GB]; c/o Organon Laboratories Ltd., New Edinburgh Road, Newhouse, Lanarkshire ML1 5SH (GB). RATCLIFFE, Paul, David [GB/GB]; c/o Organon Laboratories Ltd., New Edinburgh Road, Newhouse, Lanarkshire ML1 5SH (GB). JURGEN, Schulz [DE/GB]; c/o Organon Laboratories Ltd., New Edinburgh Road, Newhouse, Lanarkshire ML1 5SH (GB).

(74) Agent: HESS, Susan; Organon International Inc., 56 Livingston Avenue, Roseland, NJ 07068 (US).

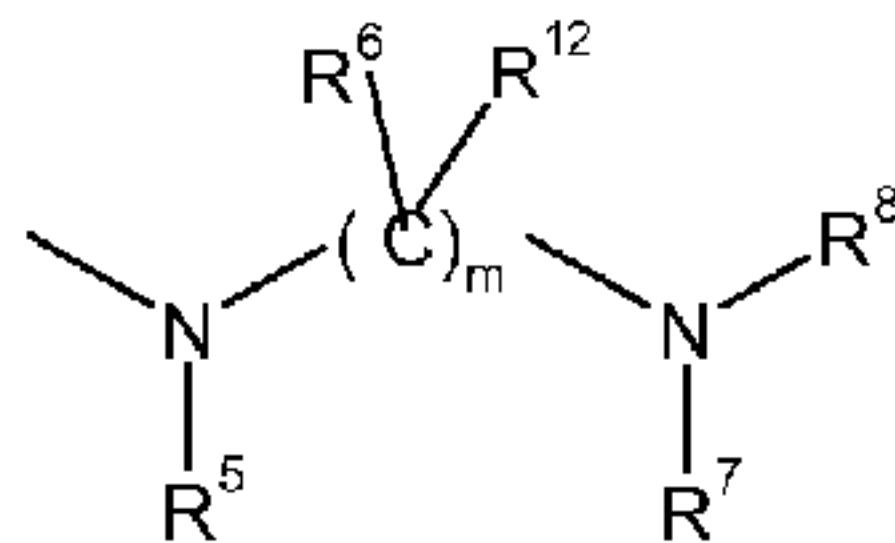
(81) Designated States (unless otherwise indicated, for every kind of national protection available): AE, AG, AL, AM, AT, AU, AZ, BA, BB, BG, BH, BR, BW, BY, BZ, CA, CH,

[Continued on next page]

(54) Title: QUINAZOLINONE AND ISOQUINOLINONE ACETAMIDE DERIVATIVES



I



II

(57) Abstract: The present invention relates to a quinazolinone or isoquinolinone derivative of formula I, wherein R¹ is C₁₋₆alkyl, C₃₋₆cycloalkyl, C₃₋₆cycloalkylC₁₋₃alkyl, C₂₋₆alkenyl, C₂₋₆alkynyl, said C₁₋₆alkyl, C₃₋₆cycloalkyl and C₃₋₆cycloalkylC₁₋₃alkyl being optionally substituted with hydroxy, C₁₋₆alkyloxy, cyano or one or more halogens; R² is C₆₋₁₀aryl optionally substituted with one to three substituents selected from halogen, hydroxy, cyano, C₁₋₆alkyl, C₃₋₆cycloalkyl, C₁₋₆alkyloxy and C₃₋₆cycloalkyloxy, said C₁₋₆alkyl, C₃₋₆cycloalkyl, C₁₋₆alkyloxy and C₃₋₆cycloalkyloxy being optionally substituted with one or more halogens; or R² is a 5-10 membered heteroaryl ring system comprising a heteroatom selected from N, O and S and optionally substituted with a substituent selected from methyl, C₁₋₆alkyloxy and halogen; or R² is C₄₋₇cycloalkyl; R³ is an optional substituent selected from C₁₋₆alkyl, C₁₋₆alkyloxy and halogen, said C₁₋₆alkyl and C₁₋₆alkyloxy being optionally substituted with one or more halogens; R⁴ is a group located at the 6- or 7-position of the quinazolinone or isoquinolinone ring having the formula II, wherein R⁵ together with one of R⁶ forms a 4-8 membered saturated or unsaturated heterocyclic ring optionally comprising a further heteroatomic moiety selected from O, S and NR⁹, said

heterocyclic ring being optionally substituted with one or two substituents selected from methyl, halogen, hydroxy and oxo or R⁵ together with one of R⁷ and R⁸ forms a 6-8 membered heterocyclic ring optionally substituted with one or two substituents selected from methyl, halogen, hydroxy and oxo; Each R⁶ is independently H, halogen or C₁₋₄alkyl optionally substituted with halogen or SO₂CH₃ or one of R⁶ together with R⁵ forms a 4-8 membered saturated or unsaturated heterocyclic ring optionally comprising a further heteroatomic moiety selected from O, S and NR⁹, said heterocyclic ring being optionally substituted with one or two substituents selected from methyl, halogen, hydroxy and oxo; R⁷ and R⁸ are independently H, C₁₋₆alkyl, C₃₋₆cycloalkyl, C₃₋₆cycloalkylC₁₋₃alkyl, cyanoC₁₋₃alkyl, C₆₋₁₀aryl, C₆₋₁₀arylC₁₋₃alkyl, C₁₋₃alkyloxyC₁₋₃alkyl or C₁₋₆acyl said C₁₋₆alkyl, C₃₋₆cycloalkyl and C₃₋₆cycloalkylC₁₋₃alkyl being optionally substituted with hydroxy, 1 or more halogens or diC₁₋₂alkylamino; or R⁷ and R⁸ together with the nitrogen to which they are bonded form a 4-8 membered saturated or unsaturated heterocyclic ring optionally comprising a further heteroatomic moiety selected from O, S and NR¹⁰, said heterocyclic ring being optionally substituted with one or two substituents selected from C₁₋₆alkyl, halogen, hydroxy,

WO 2008/033764 A3

WO 2008/033764 A3

CN, CO, CR, CU, CZ, DE, DK, DM, DO, DZ, EC, EE, EG, ES, FI, GB, GD, GE, GH, GM, GT, HN, HR, HU, ID, IL, IN, IS, JP, KE, KG, KM, KN, KP, KR, KZ, LA, LC, LK, LR, LS, LT, LU, LY, MA, MD, ME, MG, MK, MN, MW, MX, MY, MZ, NA, NG, NI, NO, NZ, OM, PG, PH, PL, PT, RO, RS, RU, SC, SD, SE, SG, SK, SL, SM, SV, SY, TJ, TM, TN, TR, TT, TZ, UA, UG, US, UZ, VC, VN, ZA, ZM, ZW.

(84) Designated States (*unless otherwise indicated, for every kind of regional protection available*): ARIPO (BW, GH, GM, KE, LS, MW, MZ, NA, SD, SL, SZ, TZ, UG, ZM,

ZW), Eurasian (AM, AZ, BY, KG, KZ, MD, RU, TJ, TM), European (AT, BE, BG, CH, CY, CZ, DE, DK, EE, ES, FI, FR, GB, GR, HU, IE, IS, IT, LT, LU, LV, MC, MT, NL, PL, PT, RO, SE, SI, SK, TR), OAPI (BF, BJ, CF, CG, CI, CM, GA, GN, GQ, GW, ML, MR, NE, SN, TD, TG).

Published:

— *with international search report*

(88) Date of publication of the international search report:

18 December 2008

QUINAZOLINONE AND ISOQUINOLINONE ACETAMIDE DERIVATIVES

The present invention relates to quinazolinone and isoquinolinone derivatives, to pharmaceutical compositions comprising these compounds and to their use in therapy, in particular to their use for the manufacture of a medicament for the treatment or prevention of disorders or diseases influenced by modulation of the activity of the HPA axis.

The hypothalamo-pituitary-adrenal (HPA) axis is the major stress axis in humans and other mammals. A variety of stressors (and multiple other classes of stimuli) cause release of the hormone ACTH (adrenocorticotrophic hormone) from the anterior pituitary gland. ACTH enters the systemic circulation and acts on the adrenal cortex to promote synthesis and release of glucocorticoid hormone (the major endogenous glucocorticoid being cortisol in humans and corticosterone in rodents). The glucocorticoids exert a broad spectrum of effects, the main purpose of which is to mobilise energy sources for successful responsiveness and eventual adaptation to the stressor.

Abnormally elevated HPA axis activity in man is associated with the development of a variety of psychiatric disturbances, some of which are stress-related in aetiology. Elevated cortisol levels, which are indicative of HPA axis hyperactivity and loss of normal negative feedback regulatory processes, are a common finding in affective disorders and various other psychiatric disturbances, and are widely utilised as a diagnostic tool (Holsboer *et al.*, *Biol. Psych.*, 1986, **21**, 601-611). It is generally considered that dysregulation of the HPA axis is a reflection of enhanced vulnerability and poor adaptation to chronic stress and that chronic stress therefore plays a major role in the development of affective illness (Sperry and Carlson, *DSM-IV diagnosis to treatment*, 2nd Edition, Taylor & Francis, 1996). This central concept is supported by experimental evidence utilising animal models of chronic stress, where aberrant HPA function closely resembles that seen in clinical settings (De Goeij *et al.*, *Neuroendocrinology*, 1991, **53**, 150-159; Plotsky and Meaney, *Mol. Brain Res.*, 1993, **18**, 195-200).

The major secretagogues for ACTH in humans and rats are CRH (corticotropin releasing hormone) and AVP (arginine vasopressin). Within the HPA axis these peptide hormones are synthesised by the parvocellular neurones of the paraventricular nucleus (PVN) of the hypothalamus. The axons of these neurones project to the external zone of the median

eminence, from where the hormone products enter the hypophysial portal system to bathe the corticotrope cells that manufacture ACTH. CRH and AVP act synergistically at the corticotrope to regulate ACTH secretion in both rats (Rivier and Vale, *Nature*, 1983, **305**, 325-327) and in man (De Bold *et al.*, *J. Clin. Invest.*, 1984, **73**, 533-538).

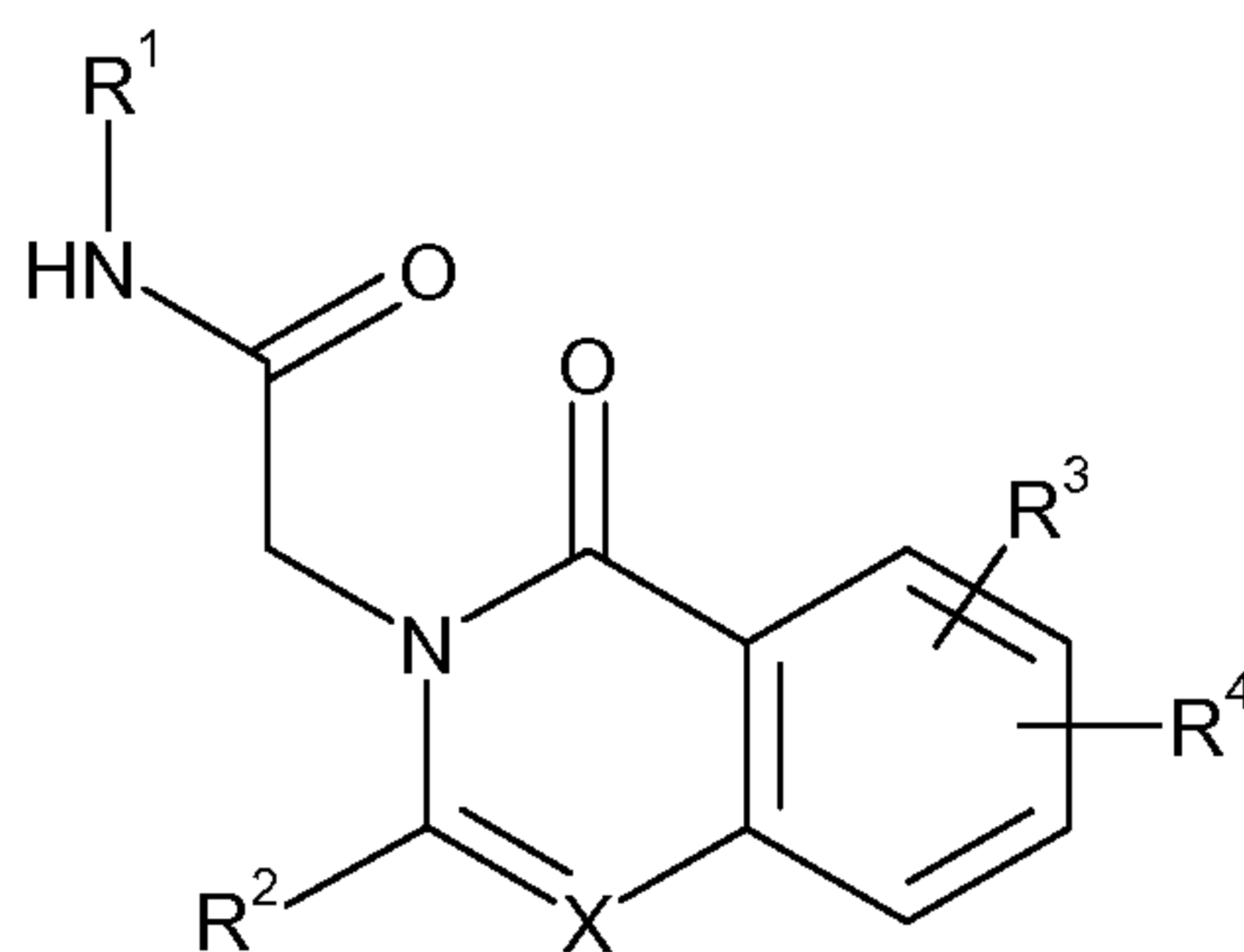
The actions of AVP at the pituitary corticotrope are mediated by the vasopressin V₃ (or V_{1b}) receptor, which is known and has been cloned (human receptor: Sugimoto *et al.*, *J. Biol. Chem.*, 1994, **269**, 27088-27092). A report of clinical studies in depressed patients in which blunted ACTH responses to CRH could be restored by concomitant administration of desmopressin (dDAVP, an AVP agonist with V₃ affinity) confirms the involvement of the V₃ receptor in depression (Scott and Dinan, *Life Sciences*, 1998, **62**, 1985-1988). A study in rodents with non-selective peptide V₃ antagonists indicates that the V₃ receptor does play a functional role in control of pituitary ACTH release (Bernardini *et al.*, *Neuroendocrinology*, 1994, **60**, 503-508). Vasopressin antagonists are thus utilised to modulate and normalise pituitary ACTH release and subsequent HPA axis dysfunction in CNS disorders which are characterised by abnormal HPA axis negative feedback mechanisms.

In addition to the V₃ receptor, vasopressin also activates peripheral receptors, *i.e.*, the V_{1a} receptor, predominantly found on liver and vascular tissue and the V₂ receptor, predominantly found on kidney tissue. Interaction at these receptors mediate the pressor and antidiuretic actions of AVP.

Whilst there are several non-peptide low-molecular weight antagonists known which are selective for the V_{1a} or the V₂ receptor (for a recent review see Freidinger and Pettibone, *Medicinal Research Reviews*, 1997, **17**, 1-16), there are only a small number of non-peptide ligands known with selectivity for the V₃ receptor (see for example, WO 01/55130 and WO 04/009585). There exists therefore a need for further non-peptide V₃ selective antagonists which are both safe and effective.

In a first aspect, the present invention provides a quinazolinone or isoquinolinone derivative of formula I

3



formula I

wherein

R^1 is C_{1-6} alkyl, C_{3-6} cycloalkyl, C_{3-6} cycloalkyl C_{1-3} alkyl, C_{2-6} alkenyl, C_{2-6} alkynyl, said C_{1-6} alkyl, C_{3-6} cycloalkyl and C_{3-6} cycloalkyl C_{1-3} alkyl being optionally substituted with hydroxy, C_{1-6} alkyloxy, cyano or more halogens;

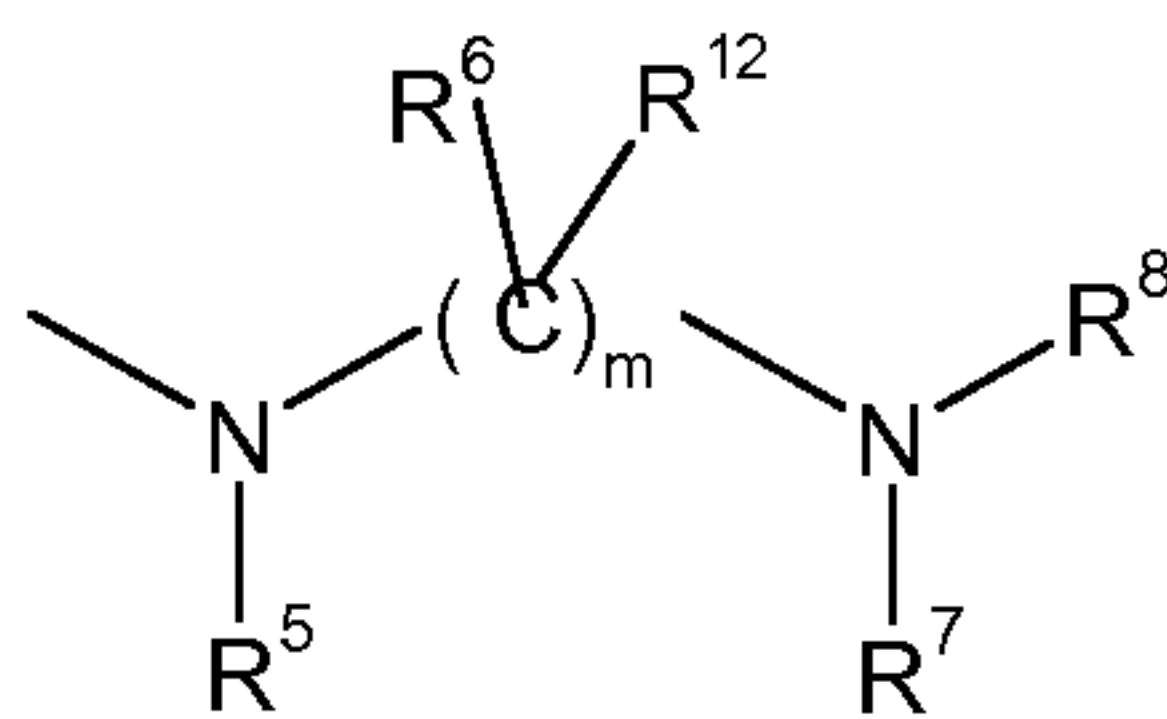
R^2 is C_{6-10} aryl optionally substituted with one to three substituents selected from halogen, hydroxy, cyano, C_{1-6} alkyl, C_{3-6} cycloalkyl, C_{1-6} alkyloxy and C_{3-6} cycloalkyloxy, said C_{1-6} alkyl, C_{3-6} cycloalkyl, C_{1-6} alkyloxy and C_{3-6} cycloalkyloxy being optionally substituted with one or more halogens;

or R^2 is a 5-10 membered heteroaryl ring system comprising a heteroatom selected from N, O and S and optionally substituted with a substituent selected from methyl, C_{1-6} alkyloxy and halogen;

or R^2 is C_{4-7} cycloalkyl;

R^3 is an optional substituent selected from C_{1-6} alkyl, C_{1-6} alkyloxy and halogen, said C_{1-6} alkyl and C_{1-6} alkyloxy being optionally substituted with one or more halogens;

R^4 is a group located at the 6- or 7- position of the quinazolinone or isoquinolinone ring having the formula II



formula II

wherein

R^5 together with one of R^6 forms a 4-8 membered saturated or unsaturated heterocyclic ring optionally comprising a further heteroatomic moiety selected from O, S and NR^9 , said heterocyclic ring being optionally substituted with one or two substituents selected from methyl, halogen, hydroxy and oxo or R^5 together with one of R^7 and R^8 forms a 6-8

membered heterocyclic ring optionally substituted with one or two substituents selected from methyl, halogen, hydroxy and oxo;

Each R^6 is independently H, halogen or C_{1-4} alkyl optionally substituted with halogen or SO_2CH_3 or one of R^6 together with R^5 forms a 4-8 membered saturated or unsaturated heterocyclic ring optionally comprising a further heteroatomic moiety selected from O, S and NR^9 , said heterocyclic ring being optionally substituted with one or two substituents selected from methyl, halogen, hydroxy and oxo;

R^7 and R^8 are independently H, C_{1-6} alkyl, C_{3-6} cycloalkyl, C_{3-6} cycloalkyl C_{1-3} alkyl, cyano C_{1-3} alkyl, C_{6-10} aryl, C_{6-10} aryl C_{1-3} alkyl, C_{1-3} alkyloxy C_{1-3} alkyl or C_{1-6} acyl said C_{1-6} alkyl, C_{3-6} cycloalkyl and C_{3-6} cycloalkyl C_{1-3} alkyl being optionally substituted with hydroxy, 1 or more halogens or di C_{1-2} alkylamino;

or R^7 and R^8 together with the nitrogen to which they are bonded form a 4-8 membered saturated or unsaturated heterocyclic ring optionally comprising a further heteroatomic moiety selected from O, S and NR^{10} , said heterocyclic ring being optionally substituted with one or two substituents selected from C_{1-6} alkyl, halogen, hydroxy, C_{1-6} alkyloxy, cyano and $COOR^{11}$;

or one of R^7 and R^8 is Y, CH_2Y or CH_2CH_2Y , wherein Y is a 4-6 membered saturated heterocyclic ring comprising a heterocyclic moiety selected from O, SO_2 and NR^{10} , said ring being optionally substituted with 1-2 substituents selected from methyl or halogen;

or one of R^7 or R^8 together with R^5 forms a 6-8 membered heterocyclic ring being optionally substituted with one or two substituents selected from methyl, halogen, hydroxy and oxo

or one of R^7 and R^8 together with R^{12} forms a 4-8 membered saturated or unsaturated heterocyclic ring optionally comprising a further heteroatomic moiety selected from O, S and NR^{13} , said heterocyclic ring being optionally substituted with one or two substituents selected from methyl, hydroxy and oxo;

R^9 and R^{10} are independently H, C_{1-6} alkyl or C_{1-6} acyl;

R^{11} is H or C_{1-6} alkyl;

Each R^{12} is independently H or C_{1-4} alkyl or one of R^{12} together with one of R^7 or R^8 forms a 4-8 membered saturated or unsaturated heterocyclic ring optionally comprising a further heteroatomic moiety selected from O, S and NR^{13} , said heterocyclic ring being optionally substituted with one or two substituents selected from methyl, hydroxy and oxo;

R^{13} is H, C_{1-6} alkyl or C_{1-6} acyl;

m is 2-3 and

X is N or CH

or a pharmaceutically acceptable salt or solvate thereof.

The term C₁₋₆alkyl, as used herein, represents a branched or unbranched alkyl group having 1-6 carbon atoms. Examples of such groups are methyl, ethyl, isopropyl, tertiary-butyl, pentyl and hexyl. Similarly the term C₁₋₂alkyl, as used herein, represents an alkyl group having 1-2 carbon atoms.

The term C₂₋₆alkenyl, as used herein, represents a branched or unbranched alkenyl group having 2-6 carbon atoms and at least one double bond. Examples of such groups are ethenyl and isopropenyl.

The term C₂₋₆alkynyl, as used herein, represents a branched or unbranched alkynyl group having 2-6 carbon atoms and at least one triple bond. Examples of such groups are ethynyl and 3-methyl-1-butylyl.

The term C₃₋₆cycloalkyl, as used herein, represents a branched or unbranched cyclic alkyl group having 3-6 carbon atoms. Examples of such groups are cyclopropyl, cyclopentyl and 2-methylcyclopentyl. Similarly the term C₄₋₇cycloalkyl, as used herein, represents a branched or unbranched cyclic alkyl group having 4-7 carbon atoms.

The term C₃₋₆cycloalkylC₁₋₃alkyl, as used herein, represents a C₁₋₃alkyl group which is substituted with a C₃₋₆cycloalkyl group. Examples of such groups are cyclopropylmethyl and 2-cyclobutylethyl.

The term cyanoC₁₋₂alkyl, as used herein, represents a C₁₋₂ alkyl group which is substituted with a cyano group. Examples of such groups are cyanomethyl and cyanoethyl.

The term diC₁₋₂alkylamino, as used herein, represents an amino group which is substituted with two C₁₋₂alkyl groups. Examples of such groups are dimethylamine and diethylamine.

The term C₁₋₆alkyloxy, as used herein, represents a branched or unbranched alkyloxy group having 1-6 carbon atoms. Examples of such groups are methoxy, ethoxy, isopropoxy and tertiary-butyloxy.

The term C₃₋₆cycloalkyloxy, as used herein, represents a branched or unbranched cyclic alkyloxy group having 3-6 carbon atoms. Examples of such groups are cyclopropoxy, cyclopentyloxy and 2-methylcyclopentyloxy.

The term C₁₋₆ acyl, as used herein, represents an acyl group derived from a carboxylic acid having 1-6 carbon atoms. The acyl group can comprise a hydrocarbon which may be branched, unbranched, saturated or unsaturated. Examples of such groups include formyl, acetyl, propionyl, acryloyl and pivaloyl. Also included within the definition of C₁₋₆ acyl are groups derived from dicarboxylic acids like groups derived from malonic acid.

The term C₆₋₁₀ aryl, as used herein, represents an aromatic group having 6-10 carbon atoms. Examples of such groups include phenyl and naphthyl.

The term C₆₋₁₀arylC₁₋₂alkyl, as used herein, represents a C₁₋₂ alkyl group which is substituted with a C₆₋₁₀ aryl group. Examples of such groups include benzyl and phenethyl.

The term halogen, as used herein, represents a fluorine, chlorine, bromine or iodine.

The term 5-10 membered heteroaryl ring system comprising a heteroatom selected from N, O and S, as used herein, represents a monocyclic or fused bicyclic 5-10 membered heteroaryl ring system comprising a heteroatom selected from N, O and S. Examples of such groups include furanyl, thienyl, pyrrolyl, pyridinyl, indolyl, benzthienyl and quinolinyl.

Examples of 4 - 8 membered saturated or unsaturated heterocyclic rings formed by R⁵ and R⁶ together with the nitrogen to which they are bonded and optionally comprising a further heteroatomic moiety selected from O, S and NR⁷ wherein R⁵ - R⁷ have the previously defined meanings include piperidine homopiperidine, morpholine, thiomorpholine, 4-methylpiperazine and tetrahydropyridine.

Examples of 4-6 membered saturated heterocyclic rings comprising a heterocyclic moiety selected from O, SO₂, and NR¹⁰, include tetrahydropyran and piperidine.

The term solvate, as used herein, refers to a complex of variable stoichiometry formed by a solvent and a solute (in this invention, a compound of formula I). Such solvents may not interfere with the biological activity of the solute. Examples of suitable solvents include, water, methanol, ethanol and acetic acid. Preferably the solvent used is a pharmaceutically acceptable solvent, such as water, ethanol and acetic acid.

In one embodiment of the present invention R^1 is C_{1-6} alkyl, C_{3-6} cycloalkyl or C_{3-6} cycloalkyl C_{1-3} alkyl. In a further embodiment R^1 is C_{3-4} alkyl, C_{3-4} cycloalkyl or C_{3-4} cycloalkyl C_{1-3} alkyl. In a further embodiment R^1 is isopropyl, isobutyl, tertiary-butyl, cyclopropylmethyl, cyclobutyl, 2,2,2-trifluoro-1-methylethyl or 2,2,2-trifluoro-1,1-dimethylethyl.

In another embodiment R^2 is C_{6-10} aryl, optionally substituted with one to three substituents selected from halogen, hydroxy, cyano, C_{1-6} alkyl, C_{3-6} cycloalkyl, C_{1-6} alkyloxy and C_{3-6} cycloalkyloxy, said C_{1-6} alkyl, C_{3-6} cycloalkyl, C_{1-6} alkyloxy and C_{3-6} cycloalkyloxy being optionally substituted with one or more halogens. In a further embodiment R^2 is a phenyl ring. In a further embodiment R^2 is a 3-substituted phenyl ring. In a further embodiment R^2 is a 3-substituted phenyl ring substituted with one to three substituents selected from chloro, fluoro, C_{1-2} alkyl, trifluoromethyl, C_{1-3} alkyloxy, C_{1-4} cycloalkyloxy and trifluoromethoxy. In a further embodiment R^2 is a substituted phenyl ring selected from 3-chlorophenyl, 3-fluorophenyl, 3-methoxyphenyl, 3-trifluoromethoxyphenyl, 3-chloro-4-fluorophenyl, 4-fluoro-3-methoxyphenyl and 3,5-dimethoxyphenyl.

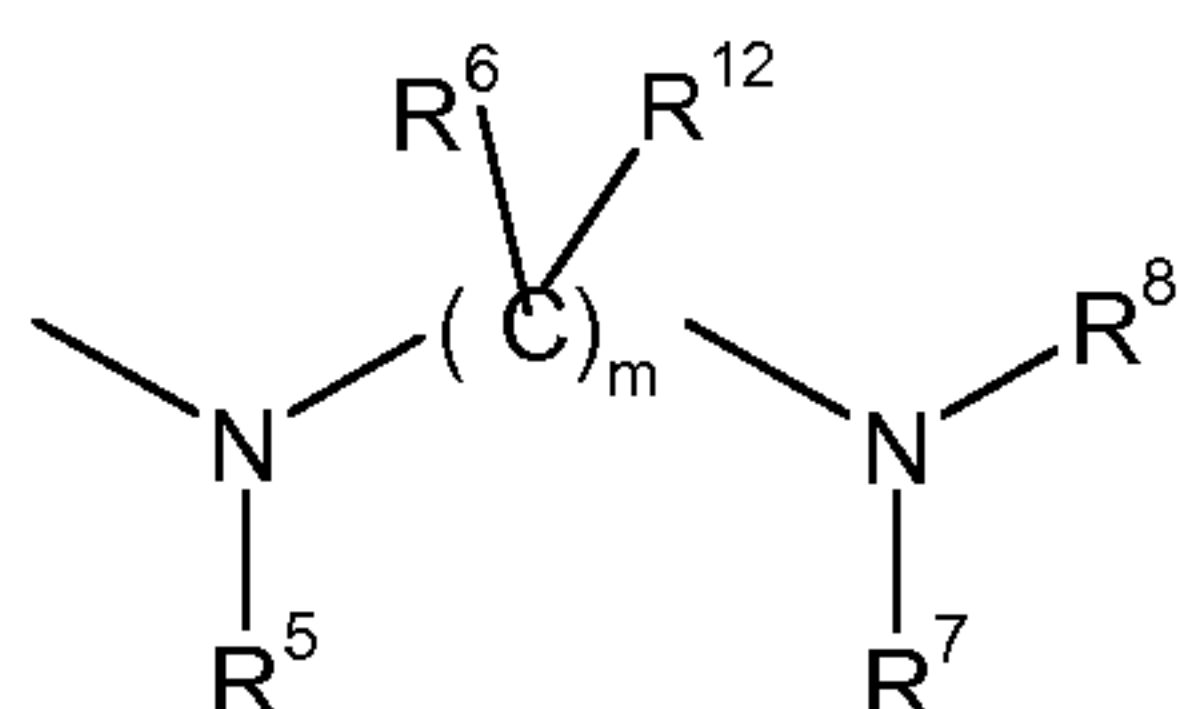
In another embodiment R^2 is a 5-10 membered heteroaryl ring system comprising a heteroatom selected from N, O and S and optionally substituted with a substituent selected from methyl, C_{1-6} alkyloxy and halogen. In a further embodiment R^2 is a 2-thienyl, 3-thienyl or 6-indolyl optionally substituted with chloro or methyl.

In another embodiment R^2 is C_{4-7} cycloalkyl

In another embodiment R^3 is a substituent selected from chloro, methyl and methoxy. In a further embodiment R^3 is a substituent at the 7-position of the quinazolinone.

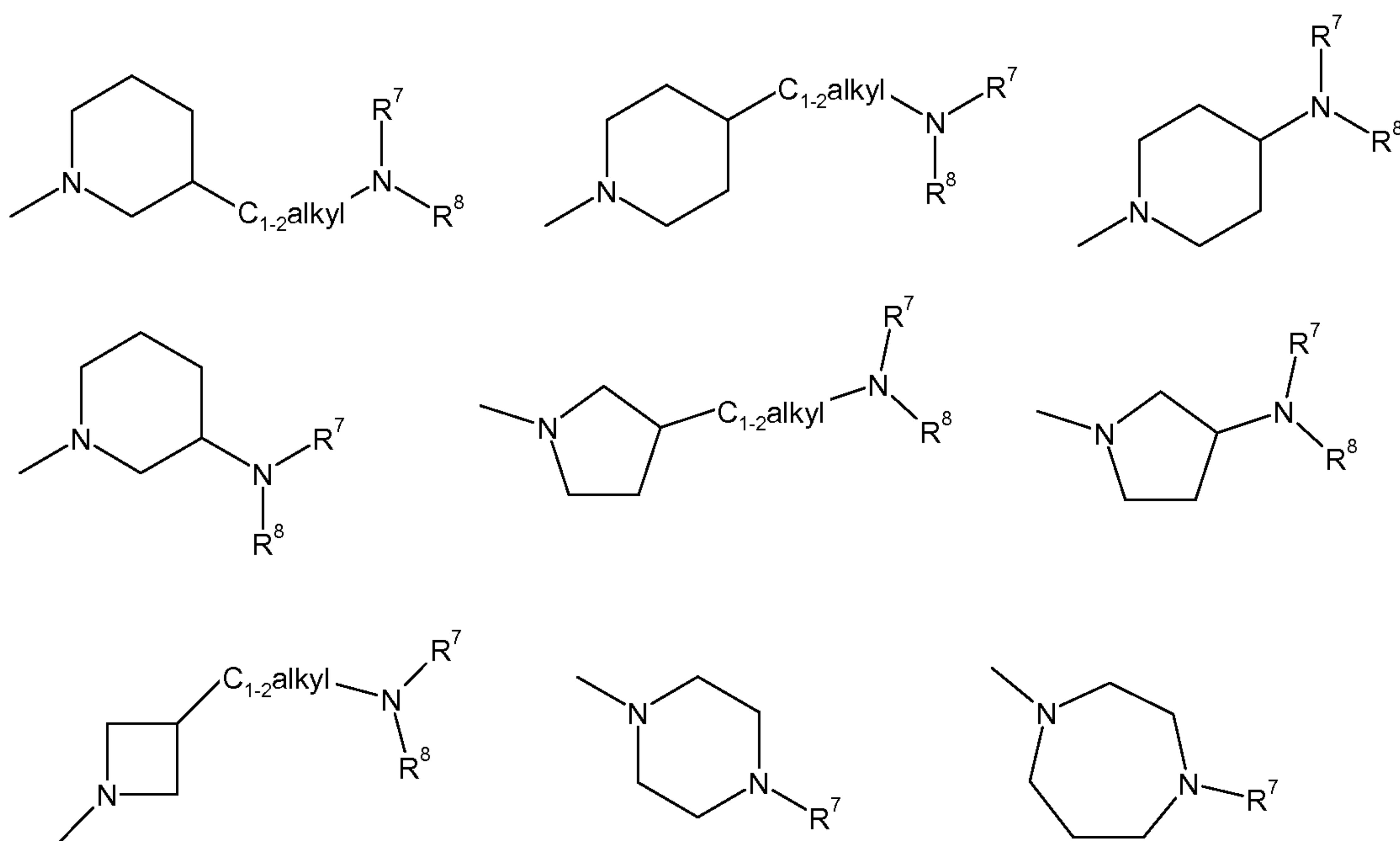
In a further embodiment R^3 is a substituent at the 6-position of the isoquinolinone.

In another embodiment, R^4 is the group



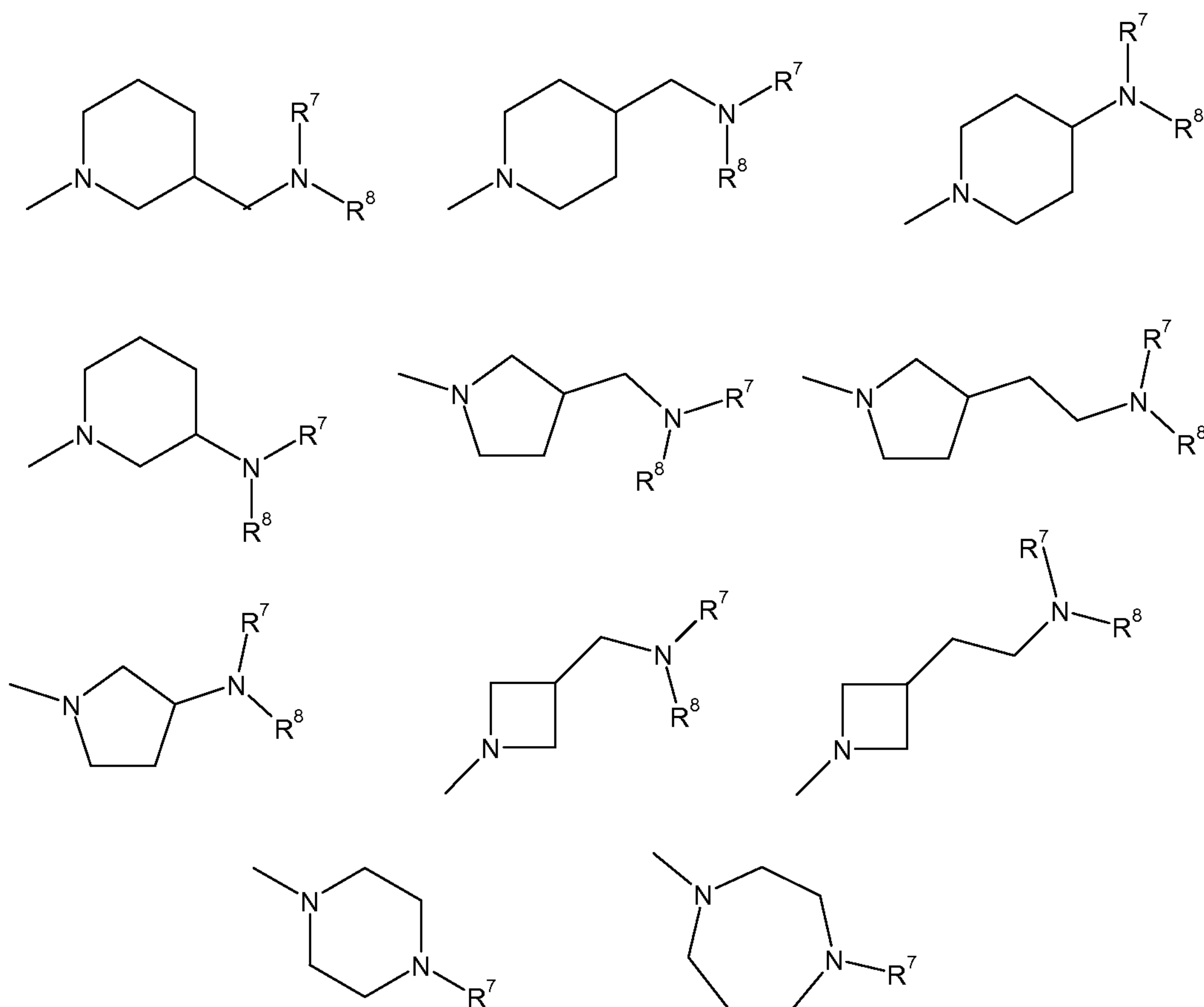
wherein $R^8 - R^{11}$ have the previously defined meanings. In a further embodiment R^4 is a group selected from

8



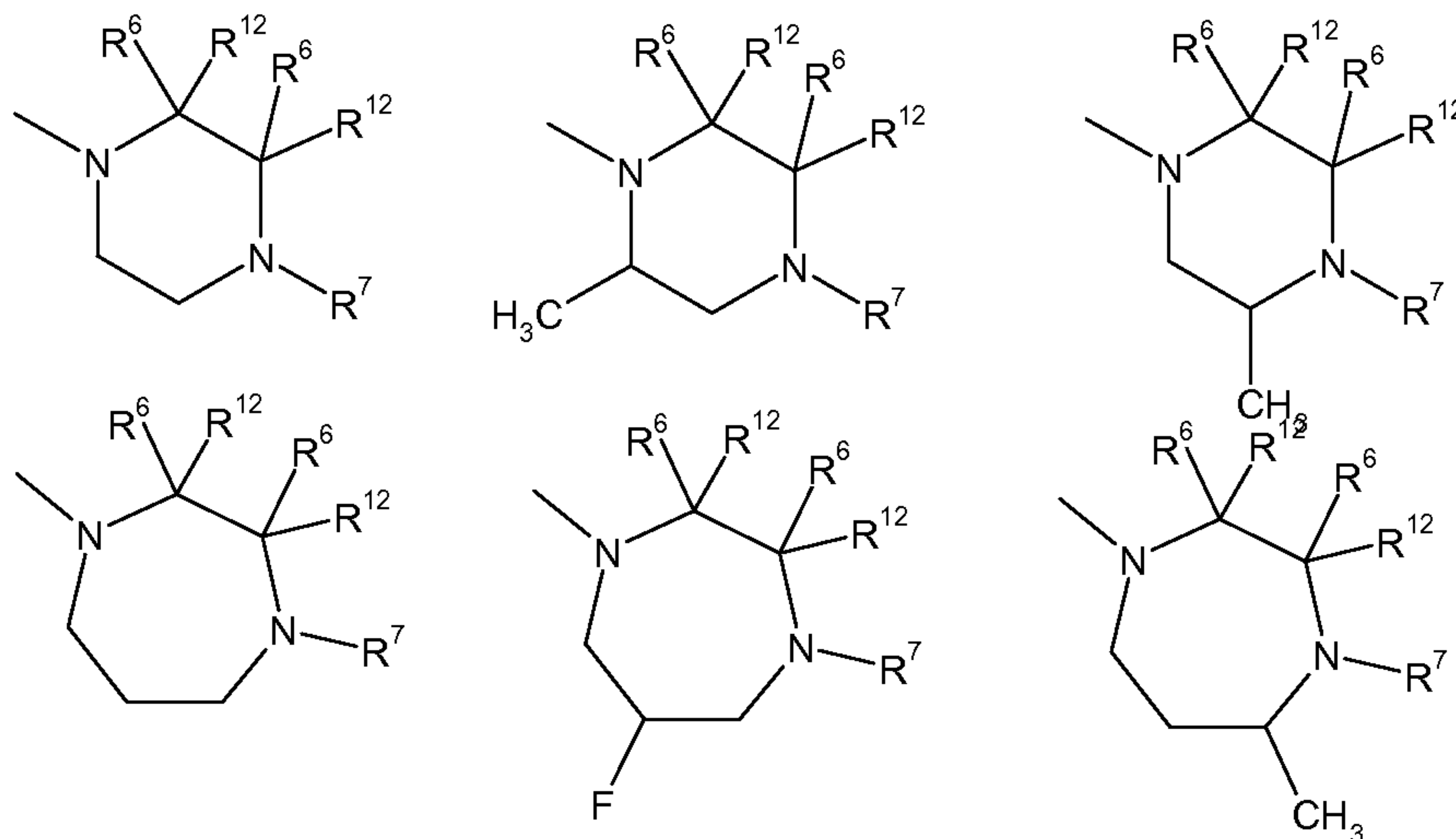
wherein R^7 and R^8 have the previously defined meanings

In a further embodiment R^4 is a group selected from



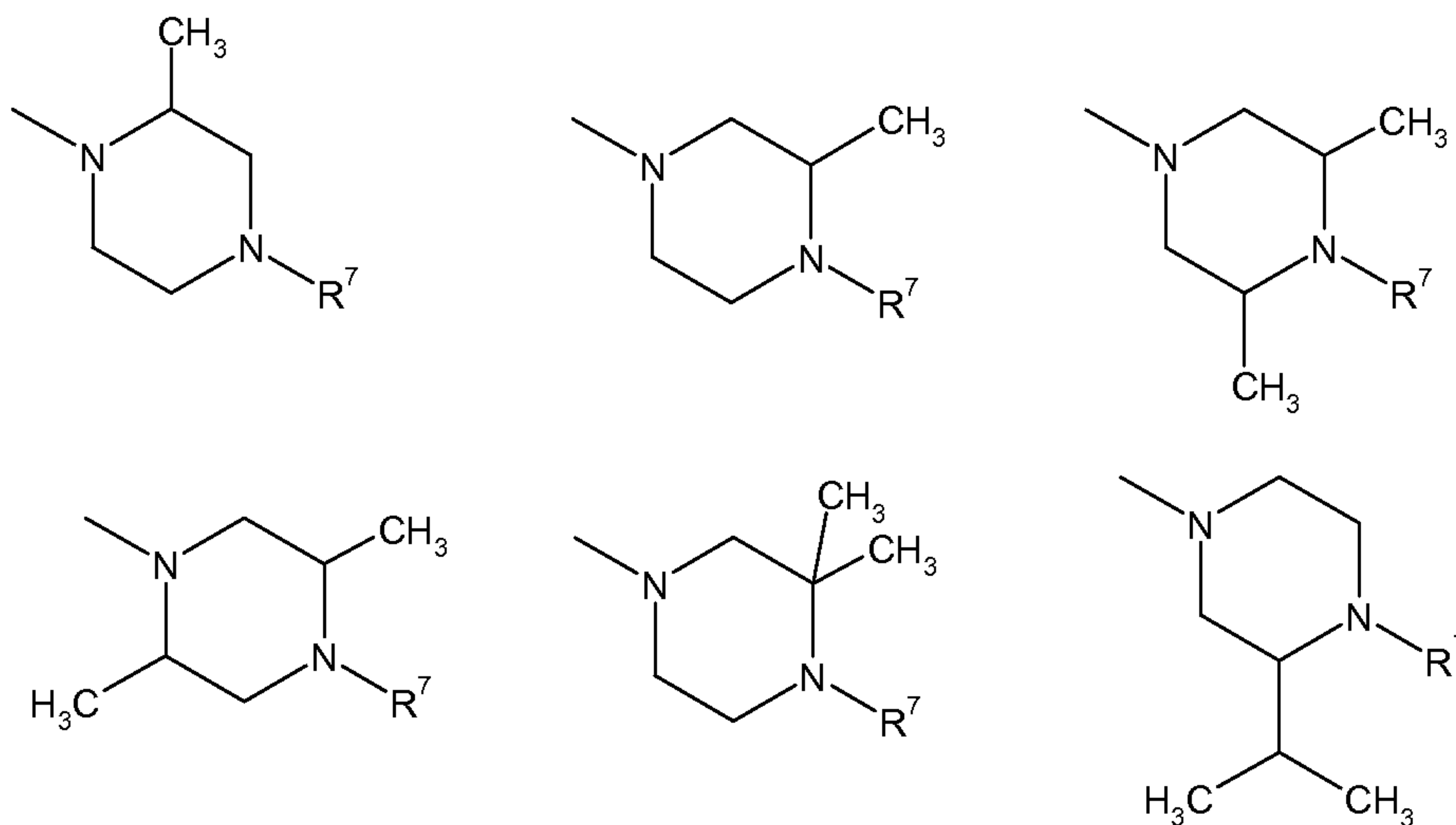
wherein R^7 and R^8 have the previously defined meanings.

In a further embodiment R^4 is a group selected from:



wherein R^6 , R^7 and R^{12} have the previously defined meanings.

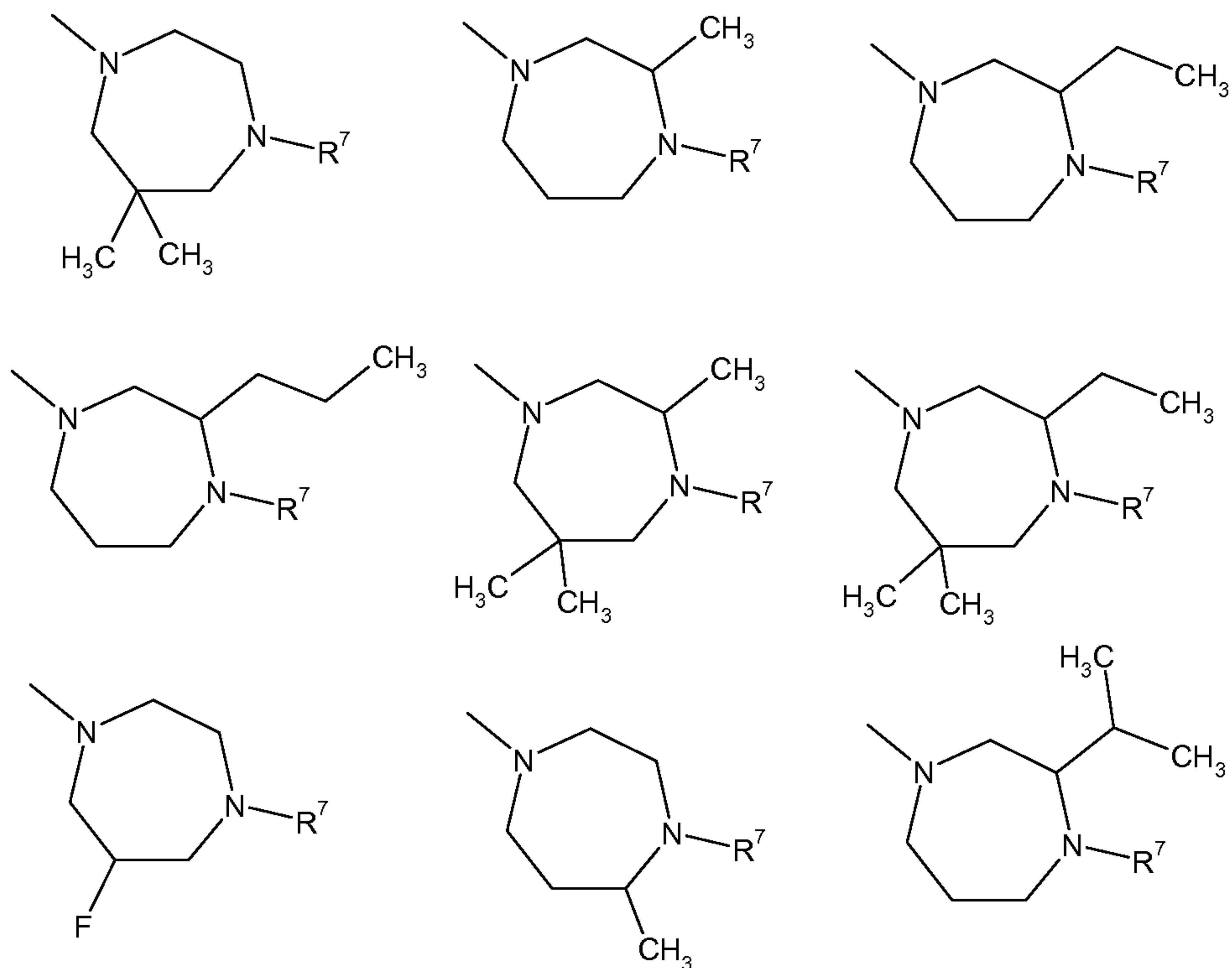
In a further embodiment R^4 is a group selected from:



wherein R^7 has the previously defined meaning.

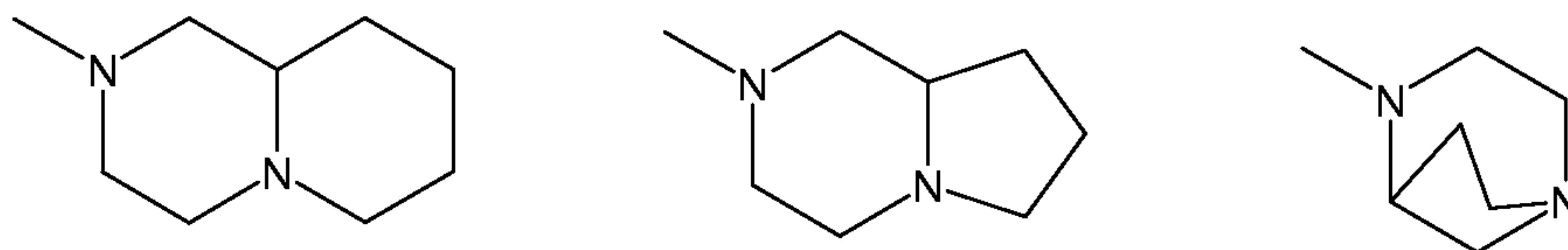
In a further embodiment R^4 is a group selected from:

10



wherein R^7 has the previously defined meaning.

In a further embodiment R^4 is a group selected from:



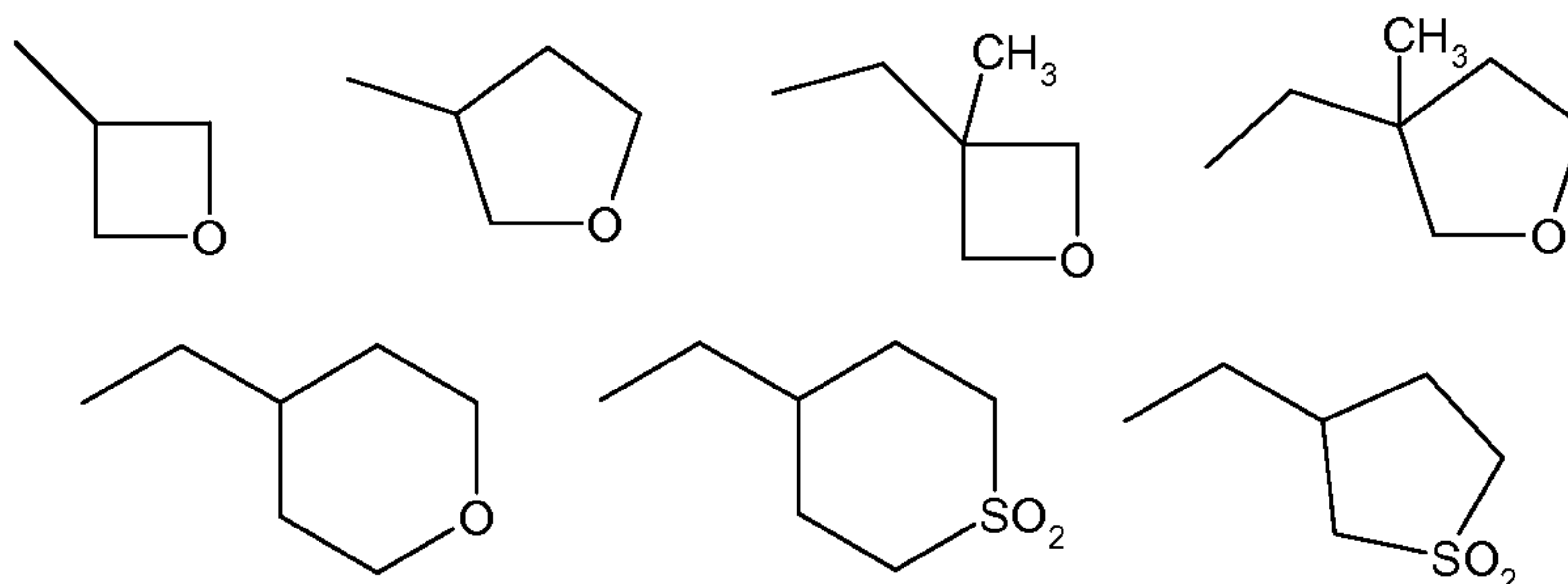
wherein R^7 has the previously defined meaning.

In a further embodiment, R^4 is a substituent at the 6-position of the quinazolinone. In a further embodiment R^4 is a substituent at the 7-position of the isoquinolinone.

In another embodiment, R^7 and R^8 are independently H, C_{1-6} alkyl, C_{3-6} cycloalkyl, C_{3-6} cycloalkyl C_{1-3} alkyl, C_{6-10} aryl or C_{6-10} aryl C_{1-3} alkyl. In a further embodiment R^7 and R^8 are independently H or C_{1-4} alkyl.

In another embodiment, R^7 and R^8 are independently H, methyl, ethyl, propyl, butyl, isopropyl, hydroxyethyl, methoxyethyl, cyclopropylmethyl, 1-cyclopropylethyl, cyclopentyl or cyclobutyl.

In another embodiment, R⁷ and R⁸ are independently selected from: H, methyl and



In another embodiment, R⁷ and R⁸ together with the nitrogen to which they are bonded form a 4 to 6 membered heterocyclic ring optionally comprising a further heteroatomic moiety selected from O, S or NR¹⁰, said heterocyclic ring being optionally substituted with a hydroxyl substituent, wherein R¹⁰ has the previously defined meaning. In a further embodiment R⁷ and R⁸ together with the nitrogen to which they are bonded form a heterocyclic ring selected from pyrrolidine, piperidine, 3-hydroxypiperidine and morpholine.

In another embodiment m is 2. In a further embodiment m is 3.

In another embodiment X is N. In a further embodiment X is CH.

In a further embodiment is a quinazolinone selected from:

2-[2-(3-Chlorophenyl)-4-oxo-6-perhydro-1,4-diazepin-1-yl-4*H*-quinazolin-3-yl]-*N*-isopropylacetamide;

N-tert-Butyl-2-[2-(3-chlorophenyl)-4-oxo-6-perhydro-1,4-diazepin-1-yl-4*H*-quinazolin-3-yl]acetamide;

N-tert-Butyl-2-(2-(3-chloro-4-fluorophenyl)-6-(1,4-diazepan-1-yl)-4-oxoquinazolin-3(4*H*)-yl)acetamide;

2-(2-(3-Chloro-4-fluorophenyl)-6-(1,4-diazepan-1-yl)-4-oxoquinazolin-3(4*H*)-yl)-*N*-isopropylacetamide;

2-(2-(3-Chloro-4-fluorophenyl)-6-(3-methyl-1,4-diazepan-1-yl)-4-oxoquinazolin-3(4*H*)-yl)-*N*-isopropylacetamide;

2-[2-(3-Chloro-4-fluorophenyl)-6-(3-ethylperhydro-1,4-diazepin-1-yl)-4-oxo-4*H*-quinazolin-3-yl]-*N*-isopropylacetamide;

2-[2-(3-Chloro-4-fluorophenyl)-6-(dimethylperhydro-1,4-diazepin-1-yl)-4-oxo-4*H*-quinazolin-3-yl]-*N*-isopropylacetamide;

2-[6-(Dimethylperhydro-1,4-diazepin-1-yl)-2-(4-fluoro-3-methoxyphenyl)-4-oxo-4H-quinazolin-3-yl]-N-isopropylacetamide;

2-[2-(3-Chloro-4-fluorophenyl)-6-((S)-3-isopropylperhydro-1,4-diazepin-1-yl)-4-oxo-4H-quinazolin-3-yl]-N-isopropylacetamide;

2-[2-(3-Chlorophenyl)-6-((S)-3-isopropylperhydro-1,4-diazepin-1-yl)-4-oxo-4H-quinazolin-3-yl]-N-isopropylacetamide;

2-[2-(4-Fluoro-3-methoxyphenyl)-6-((S)-3-isopropylperhydro-1,4-diazepin-1-yl)-4-oxo-4H-quinazolin-3-yl]-N-isopropylacetamide;

2-[2-(3-Chloro-4-fluorophenyl)-6-((R)-3-isopropylperhydro-1,4-diazepin-1-yl)-4-oxo-4H-quinazolin-3-yl]-N-isopropylacetamide;

2-[2-(3-Chlorophenyl)-6-((R)-3-isopropylperhydro-1,4-diazepin-1-yl)-4-oxo-4H-quinazolin-3-yl]-N-isopropylacetamide;

2-[2-(4-Fluoro-3-methoxyphenyl)-6-((R)-3-isopropylperhydro-1,4-diazepin-1-yl)-4-oxo-4H-quinazolin-3-yl]-N-isopropylacetamide;

2-[2-(3-Chlorophenyl)-6-(4-methylperhydro-1,4-diazepin-1-yl)-4-oxo-4H-quinazolin-3-yl]-N-isopropylacetamide;

2-[6-(4-Ethylperhydro-1,4-diazepin-1-yl)-2-(3-methoxyphenyl)-4-oxo-4H-quinazolin-3-yl]-N-isopropylacetamide;

2-[2-(3-Chlorophenyl)-4-oxo-6-(4-propylperhydro-1,4-diazepin-1-yl)-4H-quinazolin-3-yl]-N-isopropylacetamide;

N-tert-Butyl-2-[6-(4-ethylperhydro-1,4-diazepin-1-yl)-2-(4-fluoro-3-methoxyphenyl)-4-oxo-4H-quinazolin-3-yl]acetamide;

2-[2-(3-Chlorophenyl)-6-(4-ethylperhydro-1,4-diazepin-1-yl)-4-oxo-4H-quinazolin-3-yl]-N-isopropylacetamide;

2-[6-(4-Ethylperhydro-1,4-diazepin-1-yl)-2-(4-fluoro-3-methoxyphenyl)-4-oxo-4H-quinazolin-3-yl]-N-isopropylacetamide;

2-[2-(4-Fluoro-3-methoxyphenyl)-4-oxo-6-(4-propylperhydro-1,4-diazepin-1-yl)-4H-quinazolin-3-yl]-N-isopropylacetamide;

2-[2-(3-Chloro-4-fluorophenyl)-6-(4-ethylperhydro-1,4-diazepin-1-yl)-4-oxo-4H-quinazolin-3-yl]-N-isopropylacetamide;

N-Isopropyl-2-[6-(4-isopropylperhydro-1,4-diazepin-1-yl)-2-(3-methoxyphenyl)-4-oxo-4H-quinazolin-3-yl]acetamide;

2-[2-(3-Chloro-4-fluorophenyl)-6-(4-isopropylperhydro-1,4-diazepin-1-yl)-4-oxo-4H-quinazolin-3-yl]-N-isopropylacetamide;

2-[2-(3-Chloro-5-trifluoromethylphenyl)-4-oxo-6-perhydro-1,4-diazepin-1-yl-4H-quinazolin-3-yl]-N-isopropylacetamide;

2-[2-(3,5-Dimethoxyphenyl)-6-(4-isopropylperhydro-1,4-diazepin-1-yl)-4-oxo-4*H*-quinazolin-3-yl]-*N*-isopropylacetamide;

2-{2-(3-Chloro-4-fluorophenyl)-6-[4-(1-cyclopropylethyl)perhydro-1,4-diazepin-1-yl]-4-oxo-4*H*-quinazolin-3-yl}-*N*-isopropylacetamide;

2-{2-(4-Fluoro-3-methoxyphenyl)-6-[4-(2-hydroxyethyl)perhydro-1,4-diazepin-1-yl]-4-oxo-4*H*-quinazolin-3-yl}-*N*-isopropylacetamide;

2-{2-(3-Chloro-4-fluorophenyl)-6-[4-(2-hydroxyethyl)perhydro-1,4-diazepin-1-yl]-4-oxo-4*H*-quinazolin-3-yl}-*N*-isopropylacetamide;

2-[2-(3-Chloro-4-fluorophenyl)-6-(1,4-diazabicyclo[3.2.2]non-4-yl)-4-oxo-4*H*-quinazolin-3-yl]-*N*-isopropylacetamide;

2-[2-(4-Fluoro-3-methoxyphenyl)-6-(4-isopropylpiperazin-1-yl)-4-oxo-4*H*-quinazolin-3-yl]-*N*-isopropylacetamide;

2-[2-(3-Chloro-4-fluorophenyl)-6-(4-isopropylpiperazin-1-yl)-4-oxo-4*H*-quinazolin-3-yl]-*N*-isopropylacetamide;

2-[2-(3-Chloro-4-fluorophenyl)-6-((*S*)-3-isopropylpiperazin-1-yl)-4-oxo-4*H*-quinazolin-3-yl]-*N*-isopropylacetamide;

2-[2-(3-Chloro-4-fluorophenyl)-6-((*R*)-3-isopropylpiperazin-1-yl)-4-oxo-4*H*-quinazolin-3-yl]-*N*-isopropylacetamide;

2-[6-(1,4-Diazabicyclo[3.2.2]non-4-yl)-2-(3,5-dimethoxyphenyl)-4-oxo-4*H*-quinazolin-3-yl]-*N*-isopropylacetamide;

2-[2-(3-Chlorophenyl)-6-(4-isopropylperhydro-1,4-diazepin-1-yl)-4-oxo-4*H*-quinazolin-3-yl]-*N*-(2,2,2-trifluoro-1,1-dimethylethyl)acetamide;

N-Isopropyl-2-(6-(4-isopropyl-1,4-diazepan-1-yl)-2-(3-methoxyphenyl)-4-oxoquinazolin-3(4*H*)-yl)acetamide;

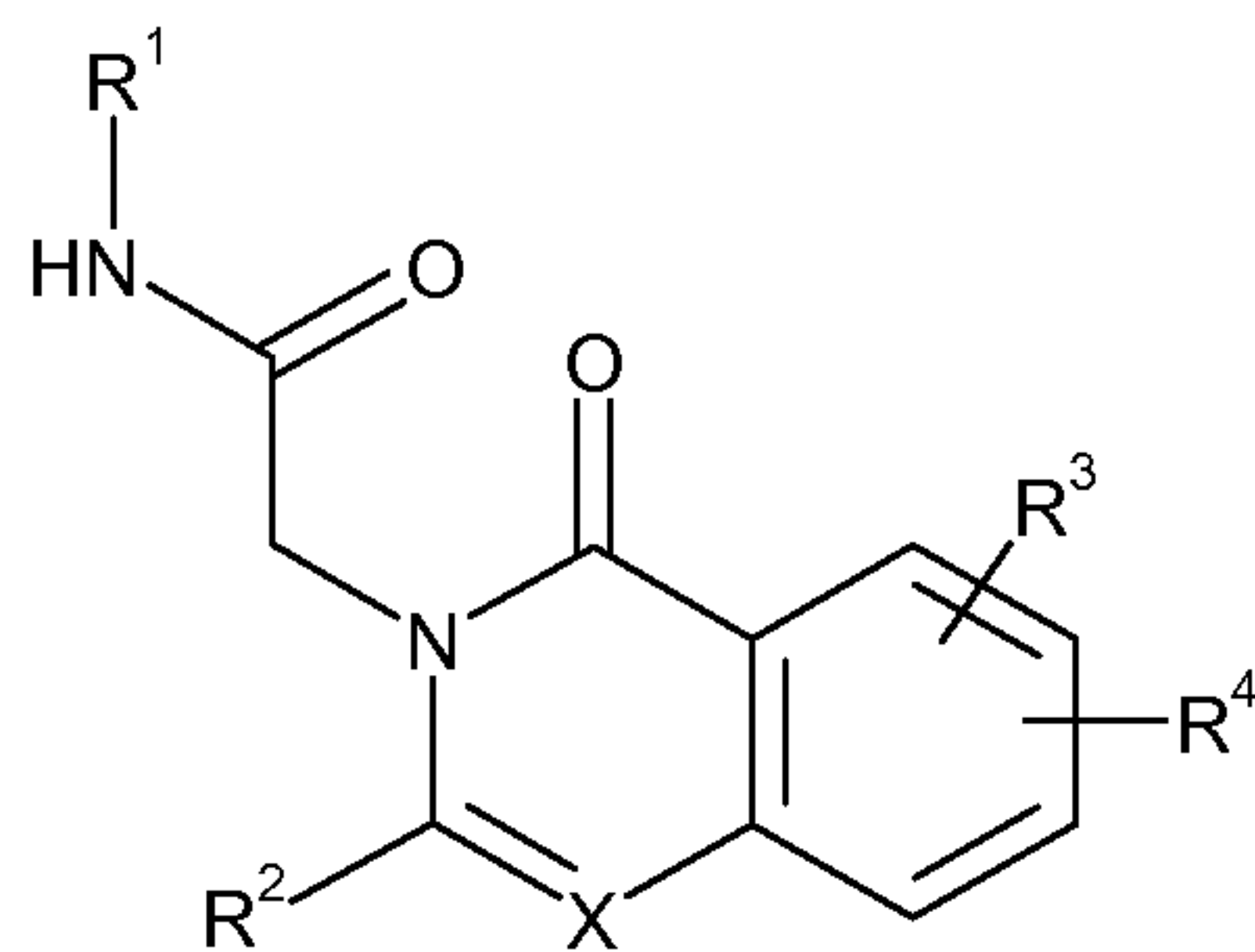
2-(2-(3-Chlorophenyl)-6-(4-cyclopropylmethyl-1,4-diazepan-1-yl)-4-oxoquinazolin-3(4*H*)-yl)-*N*-isopropylacetamide and

N-*tert*-Butyl-2-(2-(3-chlorophenyl)-6-(4-isopropyl-1,4-diazepan-1-yl)-4-oxoquinazolin-3(4*H*)-yl)acetamide

or a pharmaceutically acceptable salt or solvate thereof.

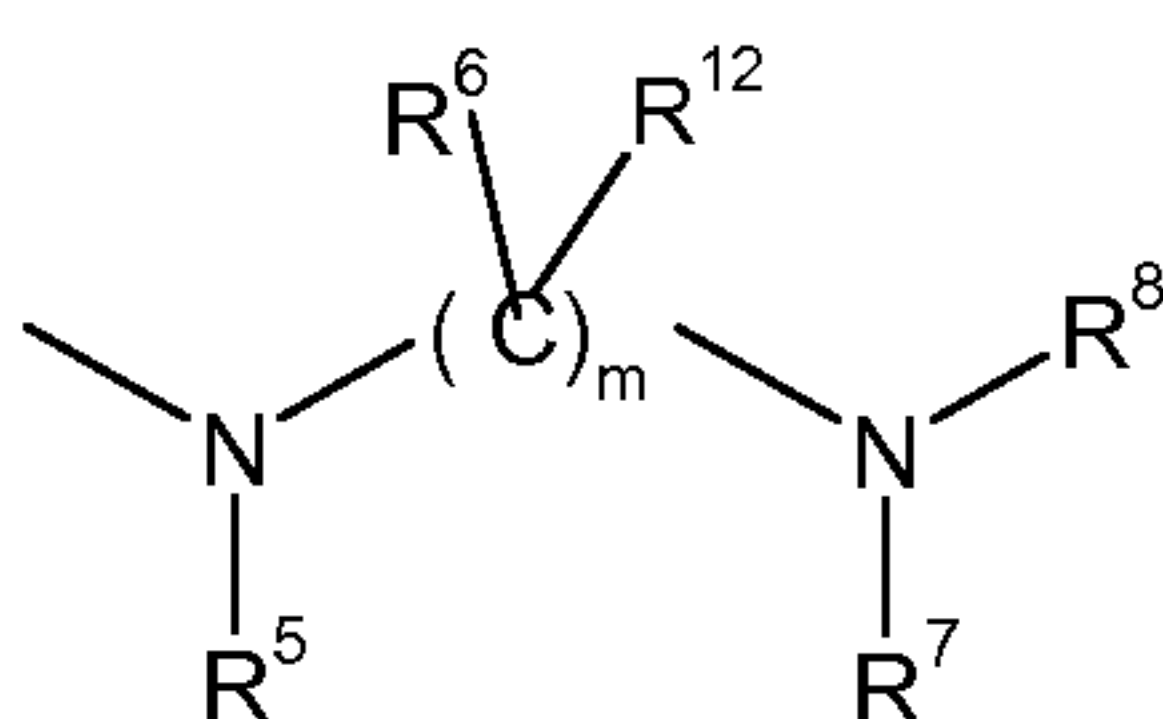
The quinazolinone and isoquinolinone derivatives of the present invention are prepared by methods well known in the art of organic chemistry. See, for example, J. March, '*Advanced Organic Chemistry*' 4th Edition, John Wiley and Sons. During synthetic sequences it may be necessary and/or desirable to protect sensitive or reactive groups on any of the molecules concerned. This is achieved by means of conventional protecting groups, such as those described in T.W. Greene and P.G.M. Wuts, '*Protective Groups in Organic Synthesis*' 2nd

Edition, John Wiley and Sons, 1991. The protective groups are optionally removed at a convenient subsequent stage using methods well known in the art.



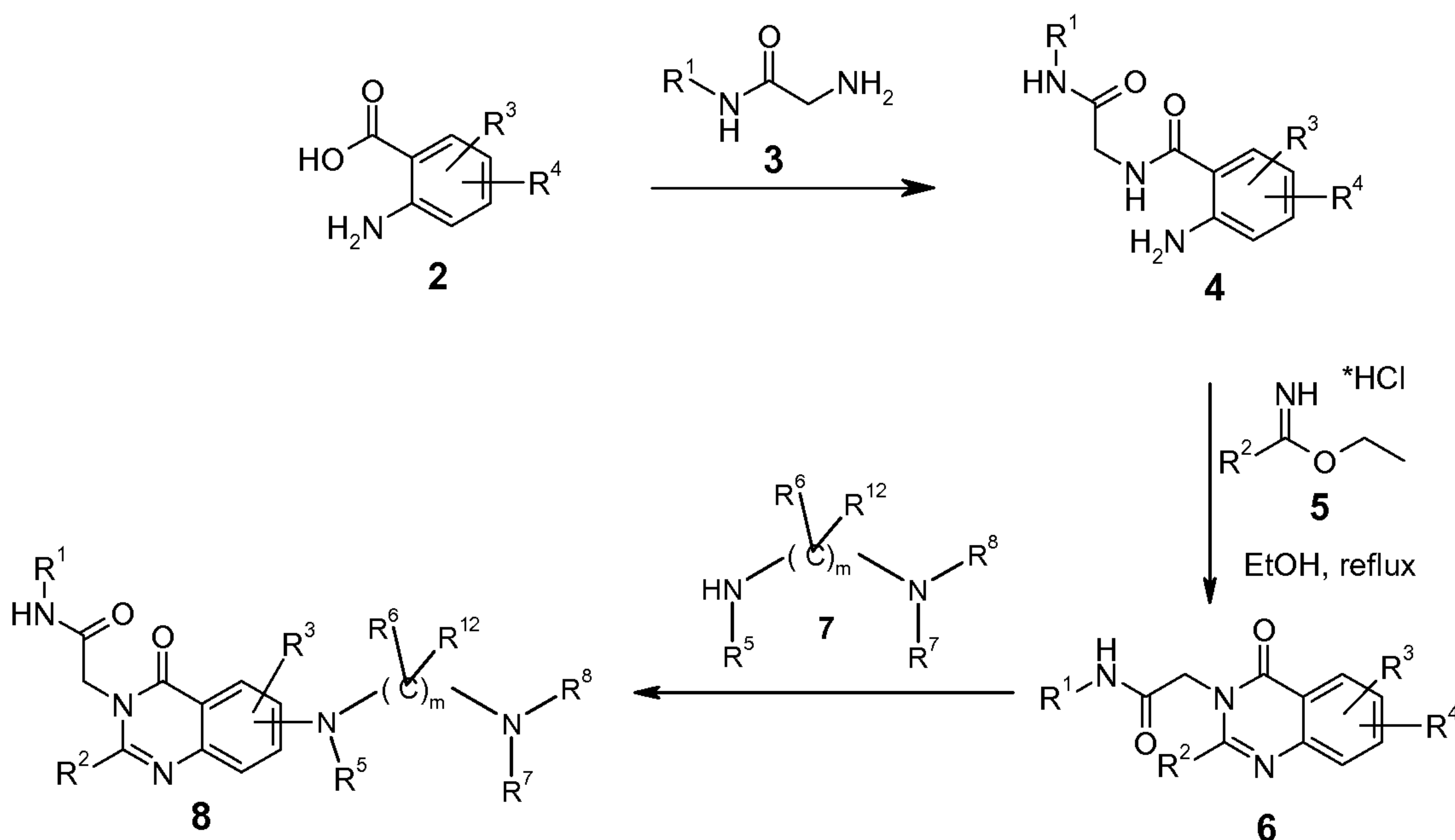
formula I

Quinazolinone and isoquinolinone derivatives of formula I wherein R⁴ is the group



and X is N (shown as **8** below) can be prepared by the general three stage synthetic sequence shown in **Scheme 1**. Firstly an anthranilic acid of formula **2** wherein R⁴ is OH or a suitably reactive group such as halogen (e.g. bromo or iodo) etc., is reacted with a glycine amide of formula **3** in the presence of a suitable amide bond coupling reagent to give the coupled product **4**. One example of such a coupling reagent would be EDCI. The coupling reagent is added either alone or in the presence of an additive such as HOBt and in a suitable inert solvent such as dichloromethane or DMF. The necessary anthranilic acids **2** and glycine amides **3** are either commercially available or they can readily be prepared by procedures well known in the art. The intermediate quinazolinones of general formula **6** can be made by condensation of the imidate salt **5** in a suitable solvent such as ethanol and at elevated temperatures such as at reflux. Intermediates **6** wherein R⁴ is a reactive group such as triflate can be readily prepared from the corresponding intermediate **6** wherein R⁴ is OH using procedures well known in the art, for example the triflate can be prepared by treatment of alcohols **6** with trifluoromethanesulfonic anhydride and pyridine. The intermediate quinazolinones **6** wherein R⁴ is a suitably reactive group such as halogen (e.g. bromo or iodo), triflate, etc., can then be functionalised with diamines of formula **7** in the presence of a suitable catalyst system, such as Pd₂(dba)₃ and BINAP, under conditions well known in the art to provide the desired product **8**. Diamines of formula **7** are either commercially available

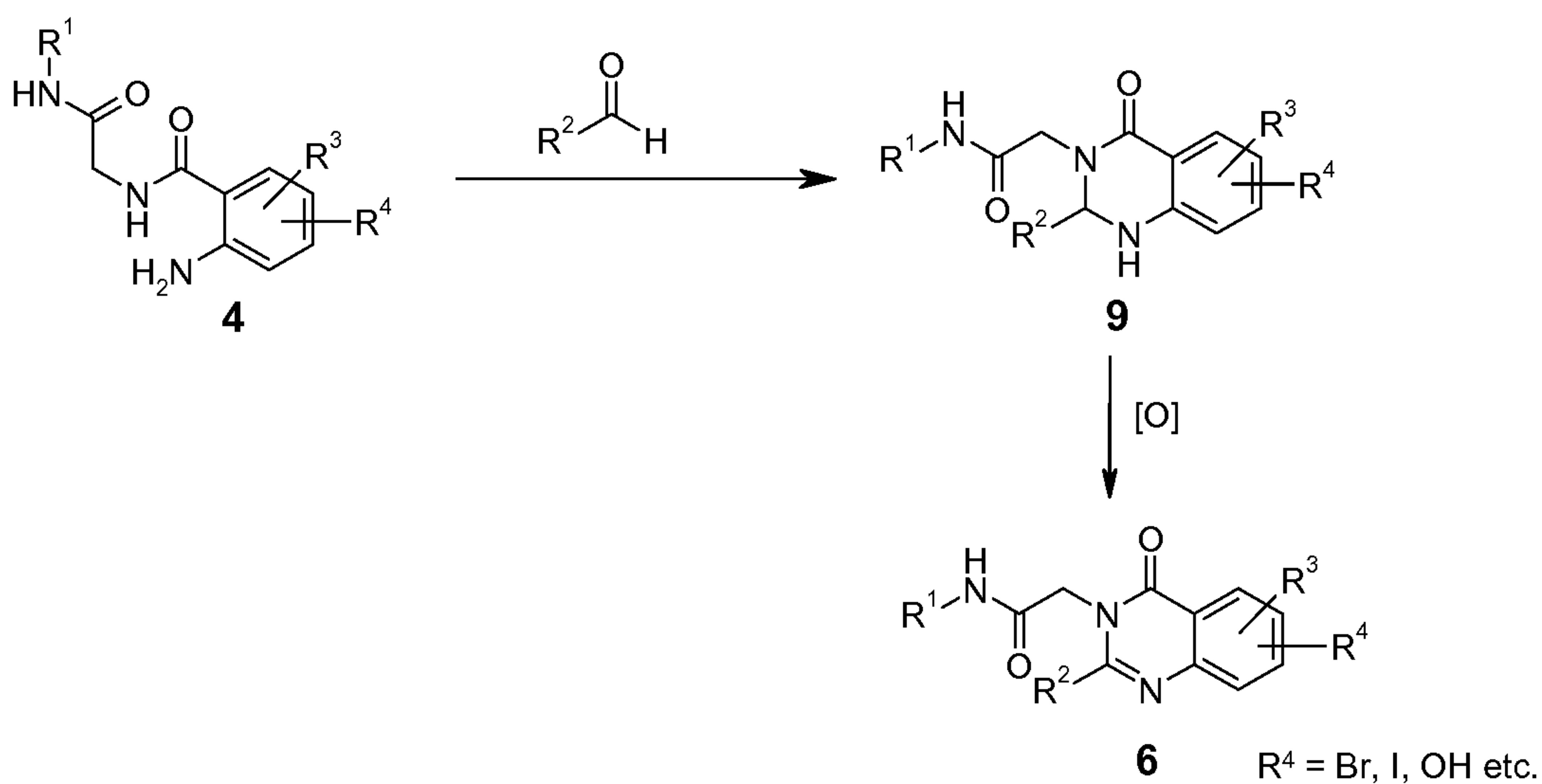
or they can readily be prepared by procedures well known in the art.



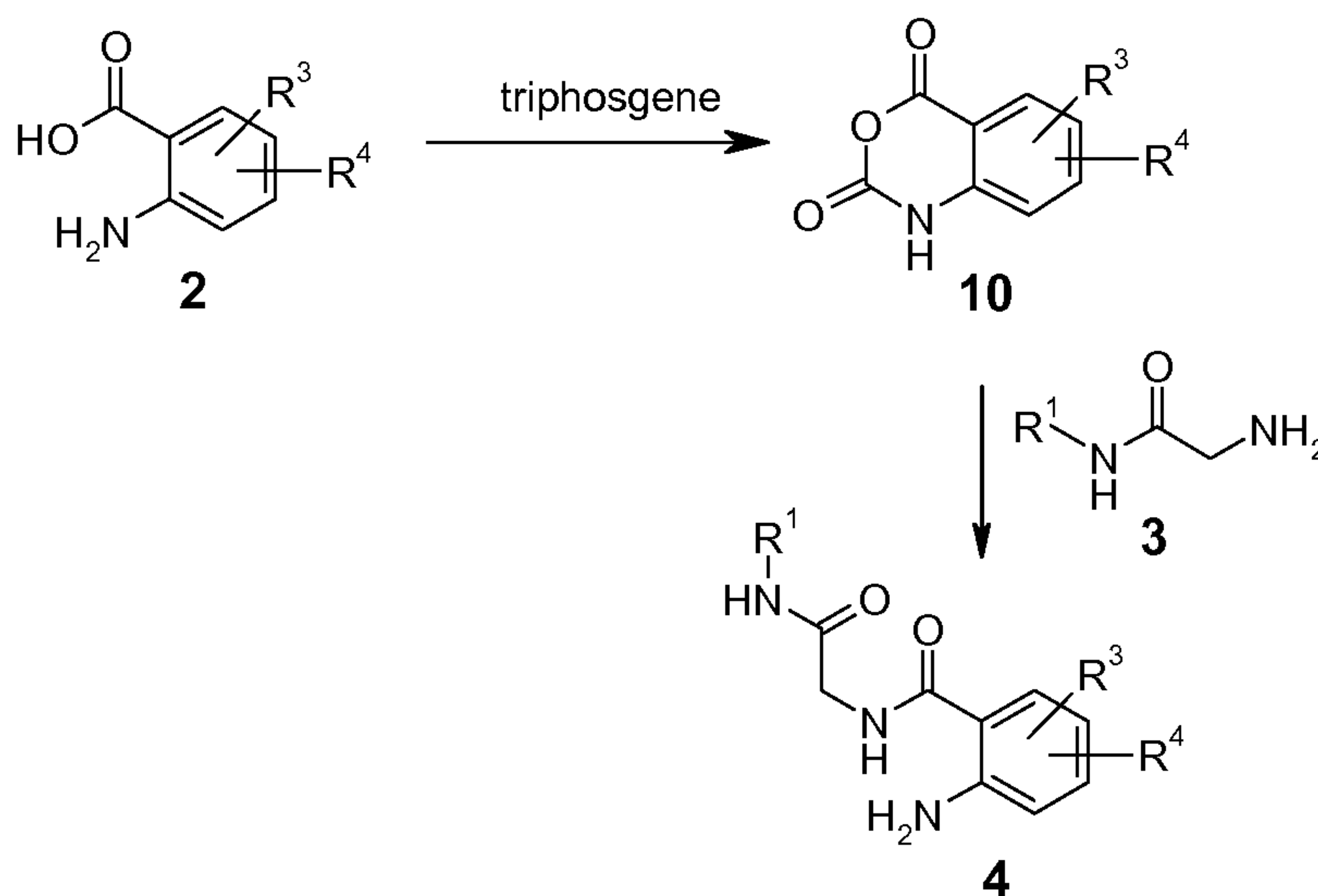
Scheme 1

Alternatively, the quinazolinone intermediates **6** can be formed by condensation of intermediate **4** with a suitable aldehyde, $R^2\text{CHO}$, followed by subsequent oxidation of the resultant dihydroquinazolinone intermediate **9** with a suitable oxidant such as MnO_2 , DDQ, or CuCl_2 (**Scheme 2**). Aldehydes $R^2\text{CHO}$ are either commercially available or they can readily be prepared by procedures well known in the art.

16

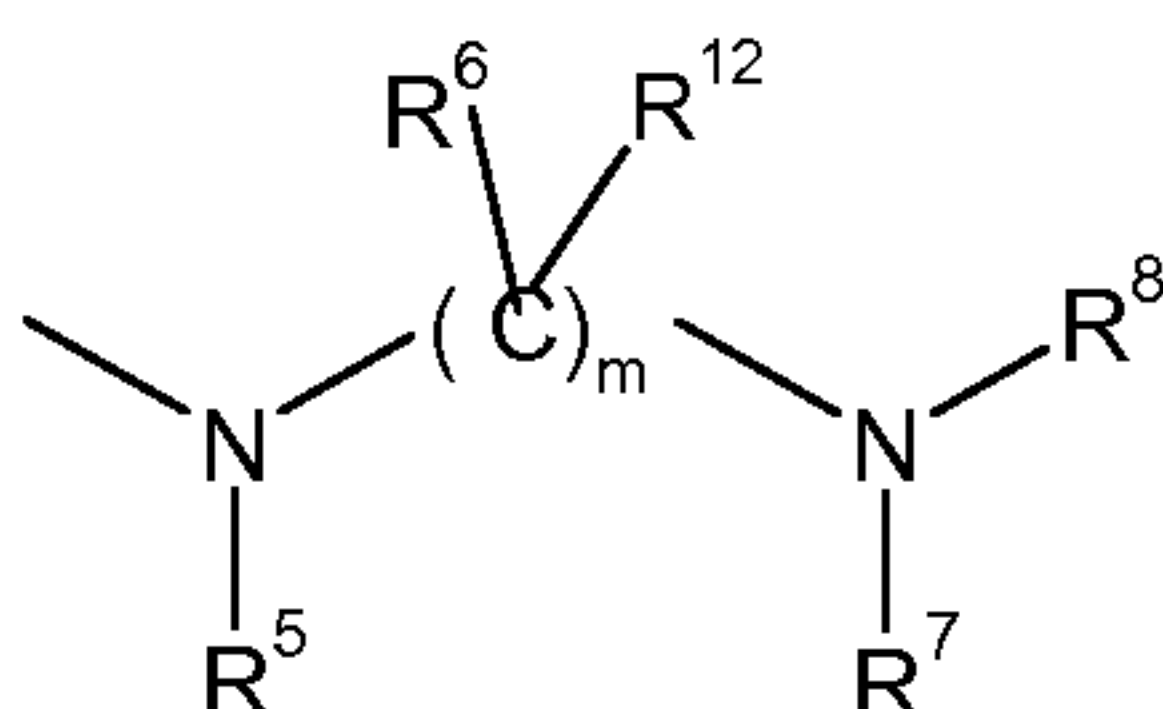
**Scheme 2**

The amide intermediate **4** can alternatively be prepared by reaction of an isatoic anhydride of general formula **10** with a glycine amide of formula **3** in a polar aprotic solvent such as acetonitrile. The isatoic anhydrides **10** are either commercially available or can readily be prepared by reaction of a suitable anthranilic acid of formula **2** with a carbonylating reagent such as phosgene or triphosgene (**Scheme 3**).

**Scheme 3**

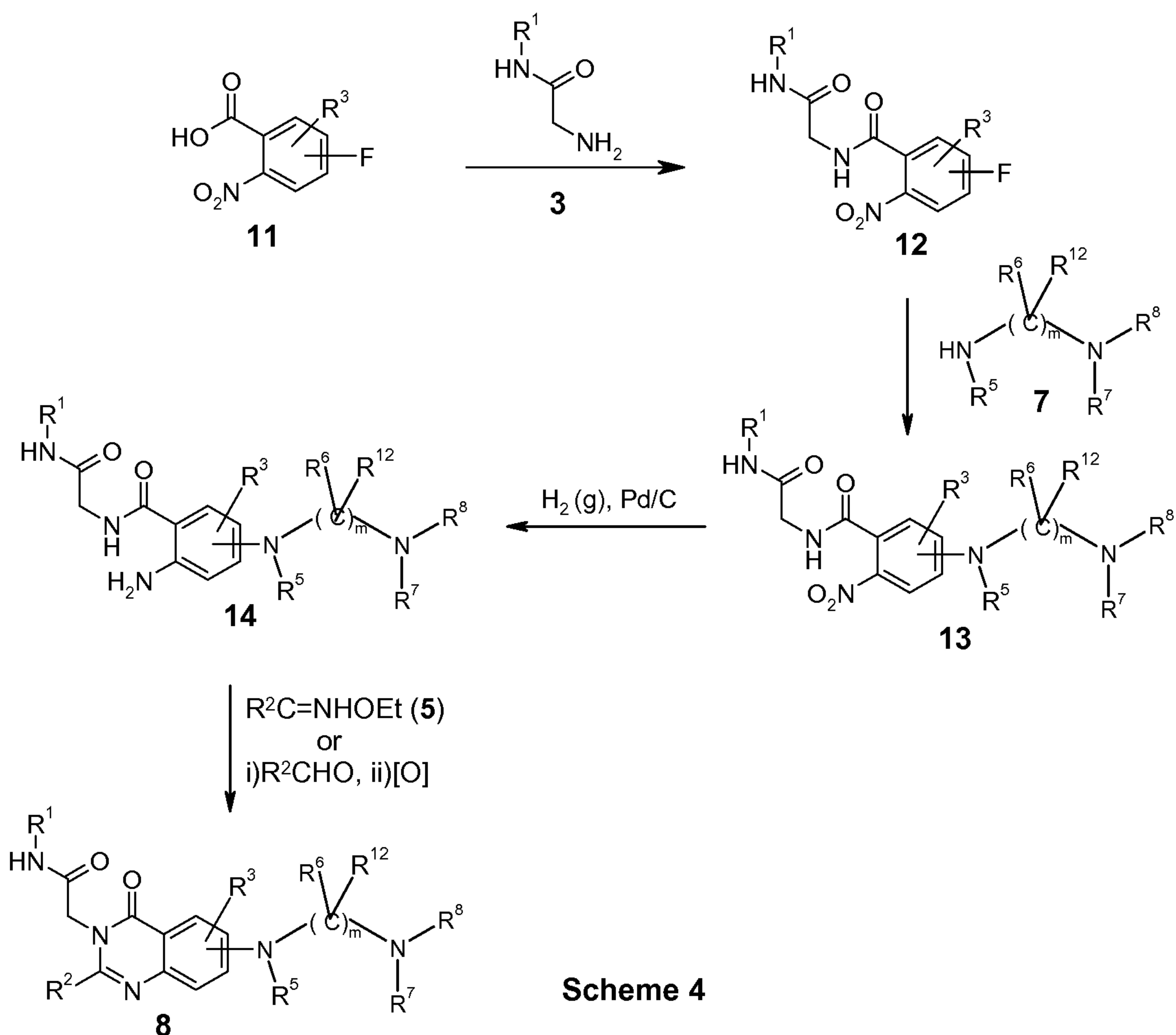
Compounds of formula I wherein R^4 is the group

17

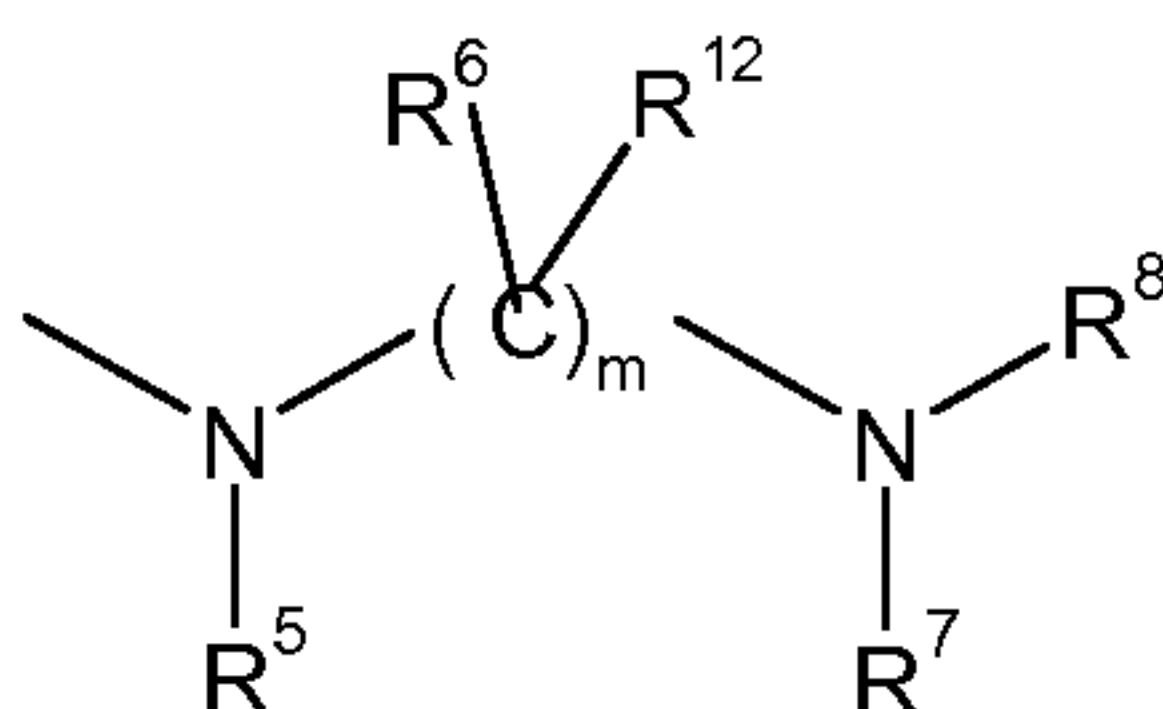


and X is N can also be prepared in four stages from the required fluoro-2-nitrobenzoic acid **11** as shown in **Scheme 4**. The fluoro-2-nitrobenzoic acid derivatives are either commercially available or can be prepared using procedures well known in the art of organic chemistry. The acid **11** can be coupled with a glycine amide of formula **3** using analogous procedures to those indicated previously (see **Scheme 1**) to yield the amide **12**. This in turn can then be treated with amine **7** in an inert polar, aprotic solvent such as DMF, DMSO or DMP at elevated temperatures and in the presence of a suitable base (for example, potassium or cesium carbonate) to afford the adduct **13**. Amines **7** are either commercially available or they can readily be prepared by procedures well known in the art. The nitro group is then reduced to give the aniline **14** using methods well known in the art, for example, reduction under a hydrogen atmosphere and in the presence of a suitable catalyst such as palladium on carbon. Finally, the desired quinazolinones **8** can be prepared upon reaction of **14** with an imidate* HCl salt of formula **5** (as previously described – **Scheme 1**) or upon reaction of **14** with an aldehyde R^2CHO followed by oxidation (as previously described – **Scheme 2**).

18



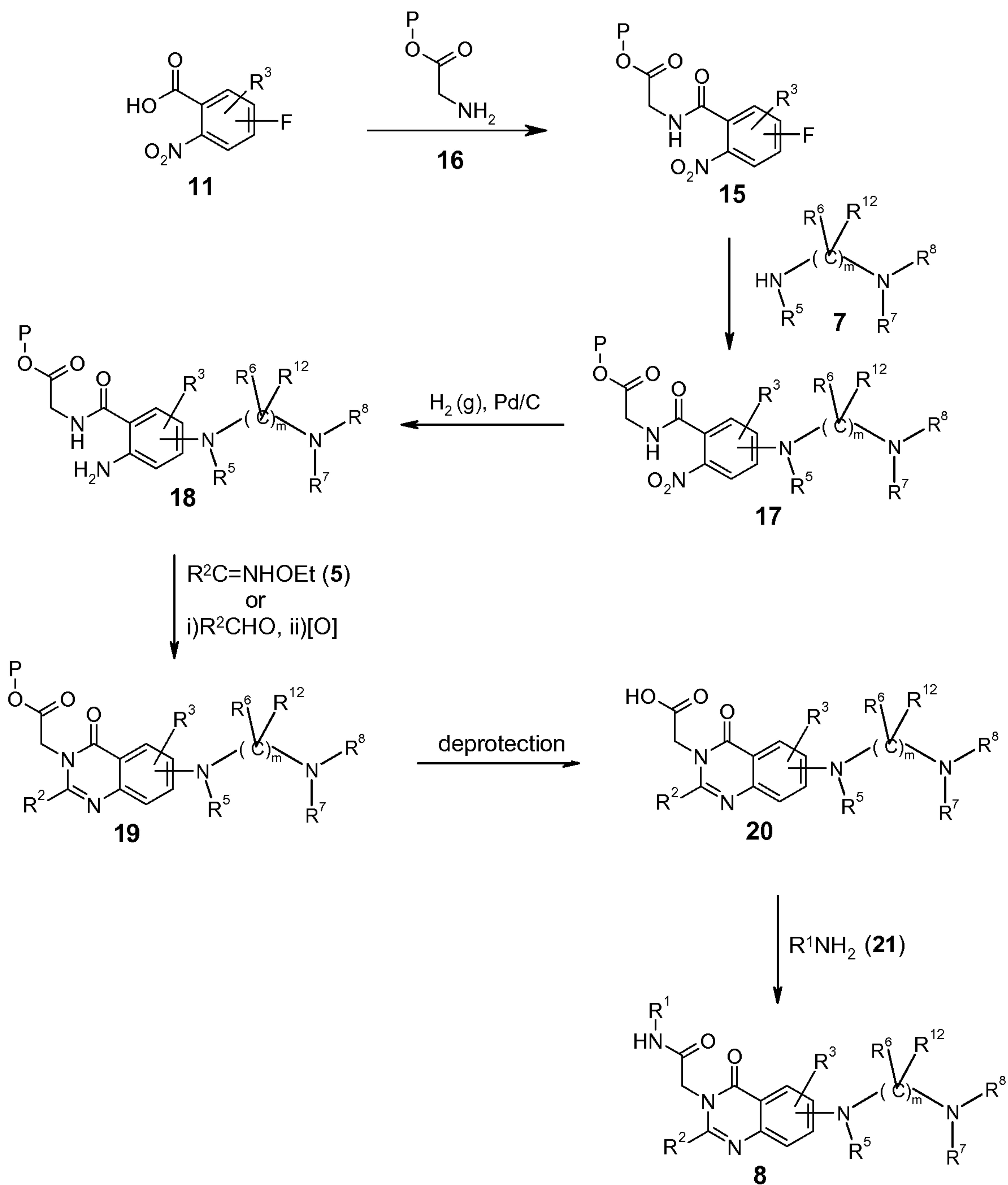
Compounds of formula I wherein R⁴ is the group



and X is N can also be prepared in 6 stages from the required fluoro-2-nitrobenzoic acid **15** as shown in **Scheme 5**. The fluoro-2-nitrobenzoic acid derivatives **11** are either commercially available or can be prepared using procedures well known in the art of organic chemistry. The acid **11** can be coupled with suitably protected glycine of formula **16**, for example glycine *tert*-butyl ester or glycine methyl ester, using analogous procedures to those indicated previously (see **Scheme 1**) to yield the amide **15**. Suitably protected glycine

of formula **16** is either commercially available or can be prepared using procedures well known in the art of organic chemistry. Amide **15** can in turn be treated with amine **7** in an inert polar, aprotic solvent such as DMF, DMSO or DMP at elevated temperatures and in the presence of a suitable base (for example, potassium or cesium carbonate) to afford the adduct **17**. Amines **7** are either commercially available or they can readily be prepared by procedures well known in the art of organic chemistry. The nitro group can then be reduced to give the aniline **18** using methods well known in the art, for example, reduction under a hydrogen atmosphere and in the presence of a suitable catalyst such as palladium on carbon. Quinazolinones **19** are prepared upon reaction of **18** with an imidate* HCl salt of formula **5** (as previously described – **Scheme 1**) or upon reaction of **14** with an aldehyde R^2CHO followed by oxidation (as previously described – **Scheme 2**). Removal of the carboxylic acid protecting group can be readily achieved using procedures well known in the art of organic chemistry, for example *tert*-butyl ester can be removed under acidic conditions for example trifluoroacetic acid in an aprotic solvent such as DMF or DCM, to give the carboxylic acids **20**. Finally, the desired quinazolinones **8** can be prepared by reaction of carboxylic acid **20** with amine **21** using procedures well known in the art, for example a suitable amide coupling reagent. One example of such a coupling reagent would be EDCI. The coupling agent is added either alone or in the presence of an additive such as HOBt and in a suitable inert solvent such as DMF or DCM.

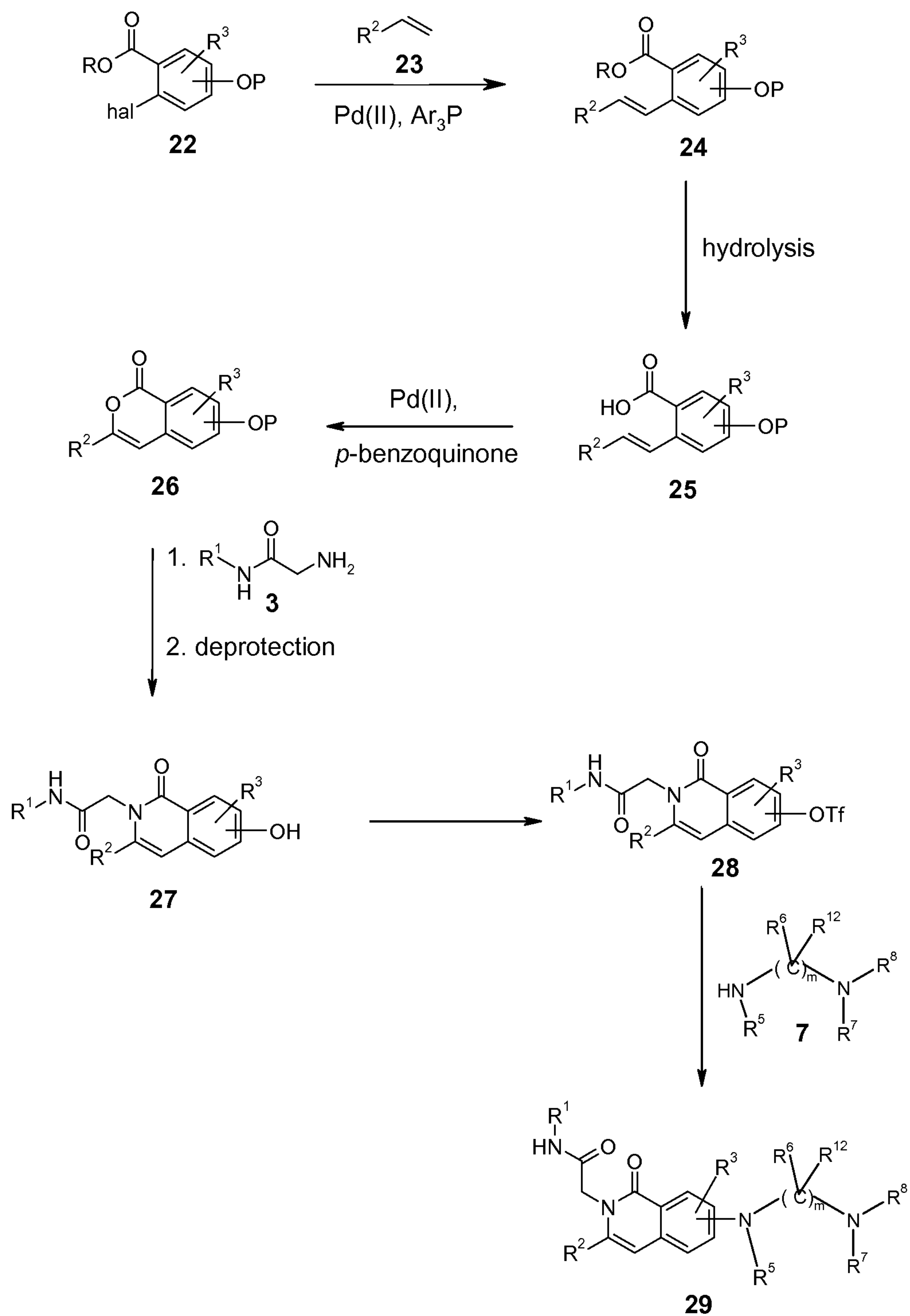
20



Scheme 5

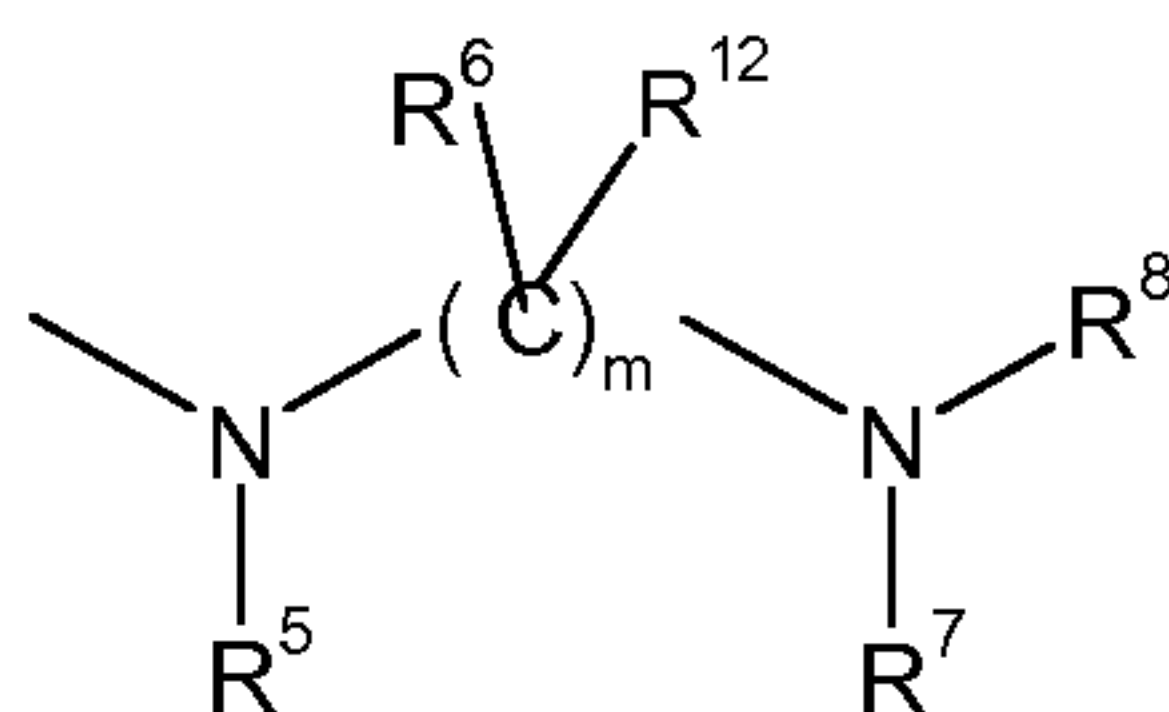
Compounds of formula I wherein R^4 is the group

22



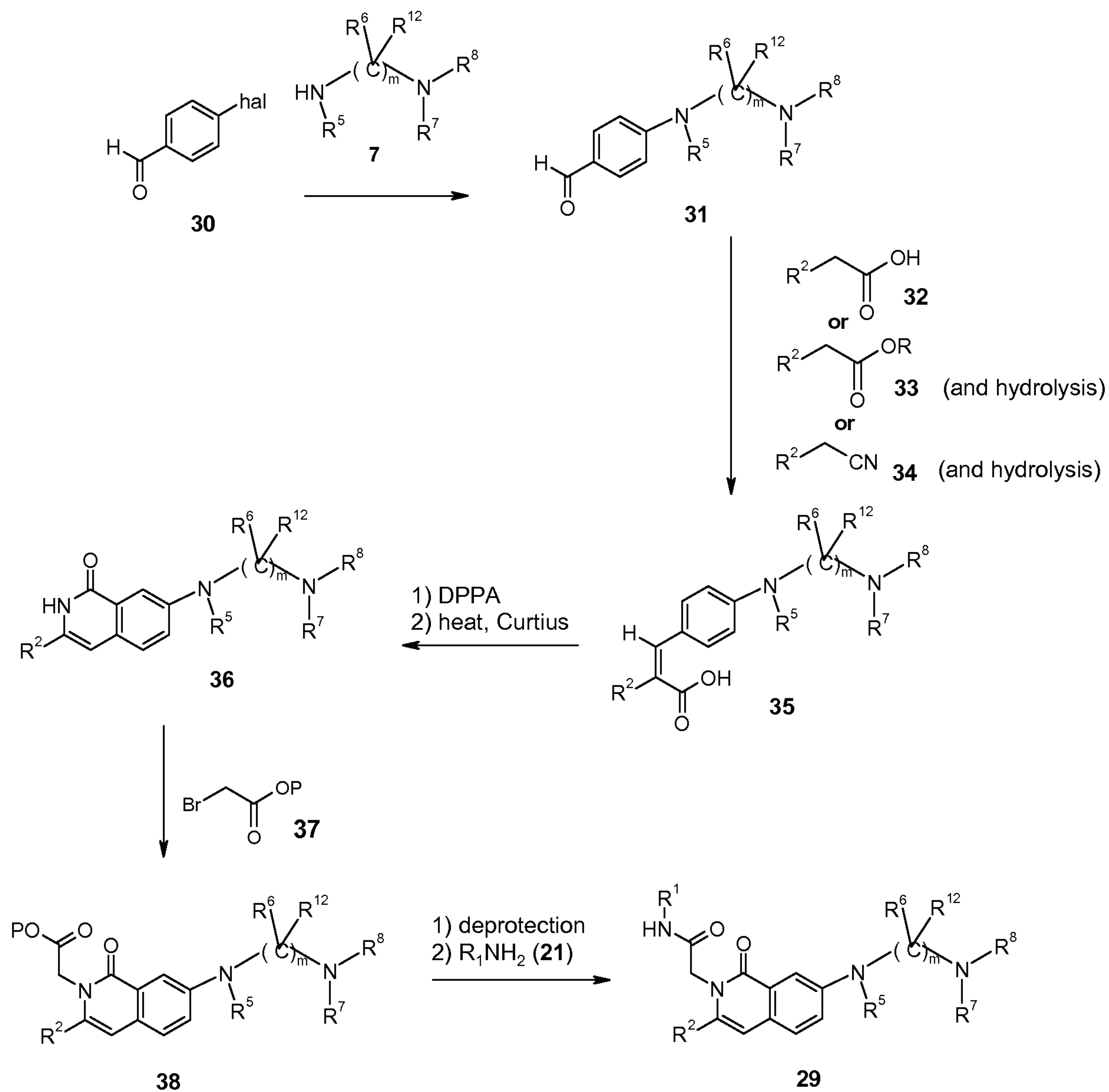
Scheme 6

Compounds of formula I wherein R⁴ is the group



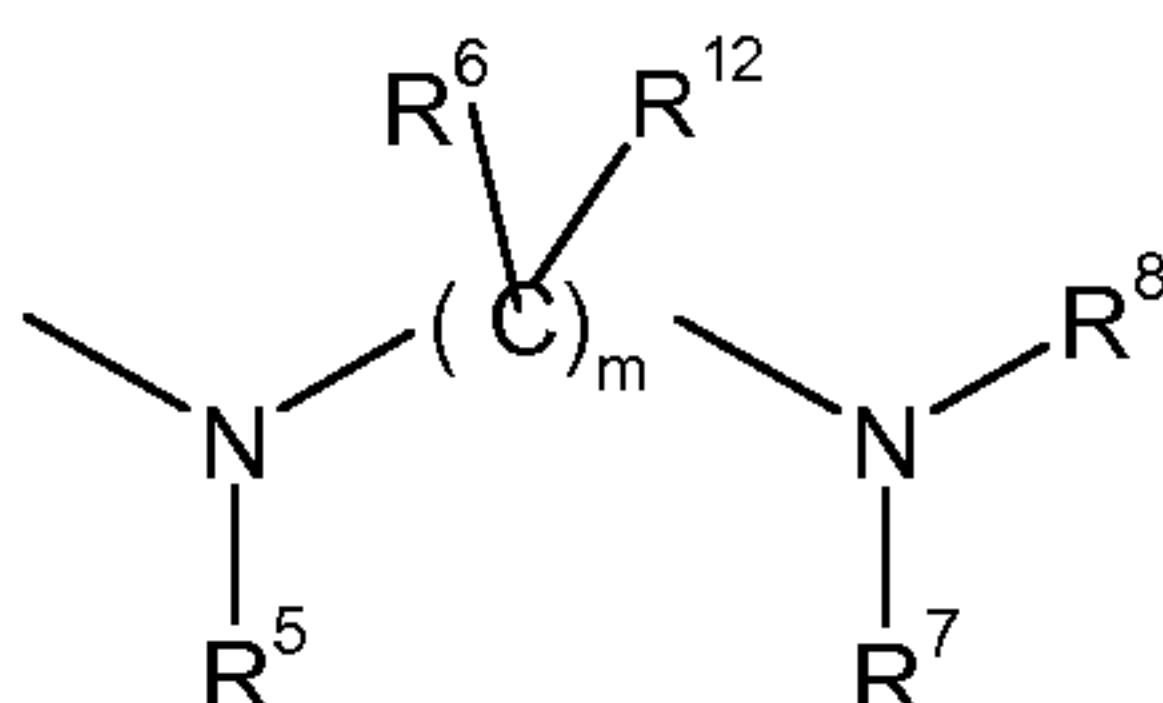
and X is CH (shown as **29** below) can alternatively be prepared by the general five stage synthetic sequence shown in **Scheme 7**. Firstly a 4-halobenzaldehyde of formula **30**, halo can be for example fluoro, can be reacted with amine **7** in an inert polar, aprotic solvent such as DMF, DMSO or DMP at elevated temperatures and in the presence of a suitable base (for example, potassium or cesium carbonate) to afford the aldehyde **31**. Aldehyde **31** can be reacted with a suitably functionalised carboxylic acid (**32**), carboxylic acid ester (**33**) or nitrile (**34**) to afford carboxylic acid **35**. Carboxylic acid **35** can be formed directly when using a suitably functionalised carboxylic acid **32** or following subsequent hydrolysis of the carboxylic acid ester or nitrile when using carboxylic acid ester **33** or nitrile **34** respectively. Hydrolysis can be achieved using procedures well known in the art of organic chemistry. Subsequent treatment of adduct **35** with, for example, DPPA at elevated temperatures can afford isoquinolone **36** *via* a Curtius reaction. Alkylation of isoquinolone **36** with a suitably protected bromoacetic acid derivative **37** (P represents a suitable protecting group, for example methyl) can afford ester **38**. Hydrolysis of ester **38** using procedures well known in the art of organic chemistry and subsequent reaction with amine **21** using procedures well known in the art (as previously described – **Scheme 7**) can afford the desired isoquinolones **29**.

24



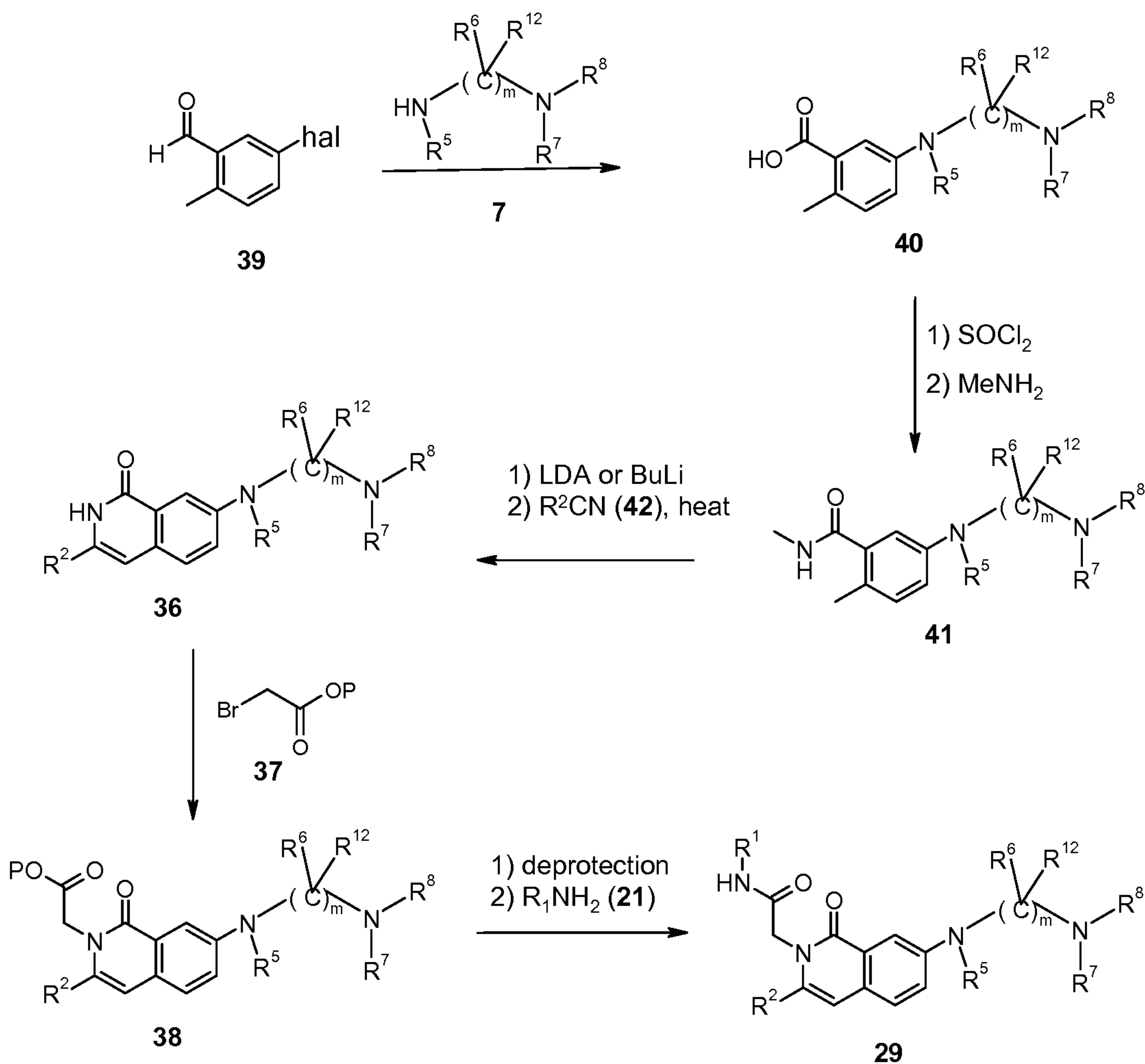
Scheme 7

Compounds of formula I wherein R⁴ is the group



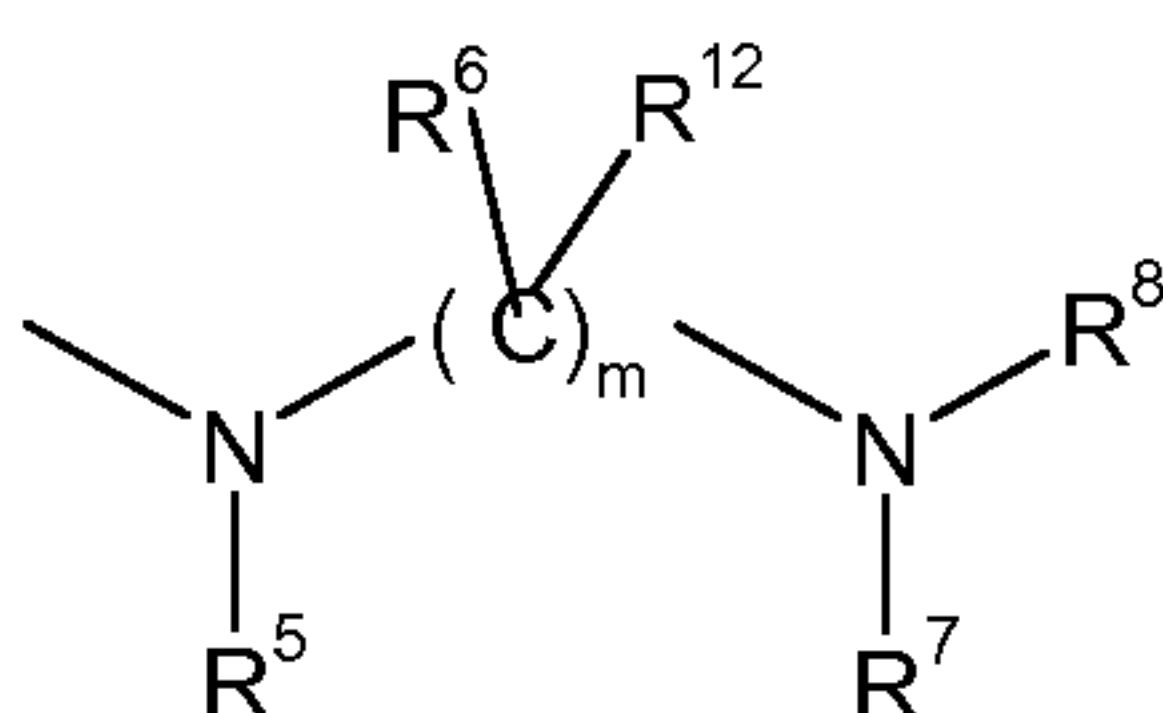
and X is CH (shown as **29** below) can alternatively be prepared by the general five stage synthetic sequence shown in **Scheme 8**. A 3-halo-6-methylbenzoic acid of formula **39**, halo can be for example fluoro, can be reacted with diamines of formula **7** in an inert polar, aprotic solvent such as DMF, DMSO or DMP at elevated temperatures and in the presence of a base such as potassium carbonate can afford carboxylic acid **40**. Carboxylic acid **40** can be converted to amide **41** by reaction with methylamine using procedures well known in the art of organic chemistry, for example converting to the acid chloride with thionyl chloride or oxalyl chloride and subsequent reaction with methylamine. Amide **41** can be treated with a suitable base, for example LDA or BuLi, and subsequently reacted with an appropriately substituted nitrile **42** in a suitable solvent to provide isoquinolone **36**. Isoquinolones **38** can be prepared upon reaction of **36** with a suitably protected bromoacetic acid derivative **37** in an inert polar, aprotic solvent such as DMF and in the presence of a suitable base such as potassium carbonate. P represents a protecting group for example methyl. The carboxylic acid ester can then be hydrolysed to the carboxylic acid using either acid or base in a suitable solvent and subsequently reacted with amine **21** (as previously described – **Scheme 7**) to afford isoquinolones **29**.

26



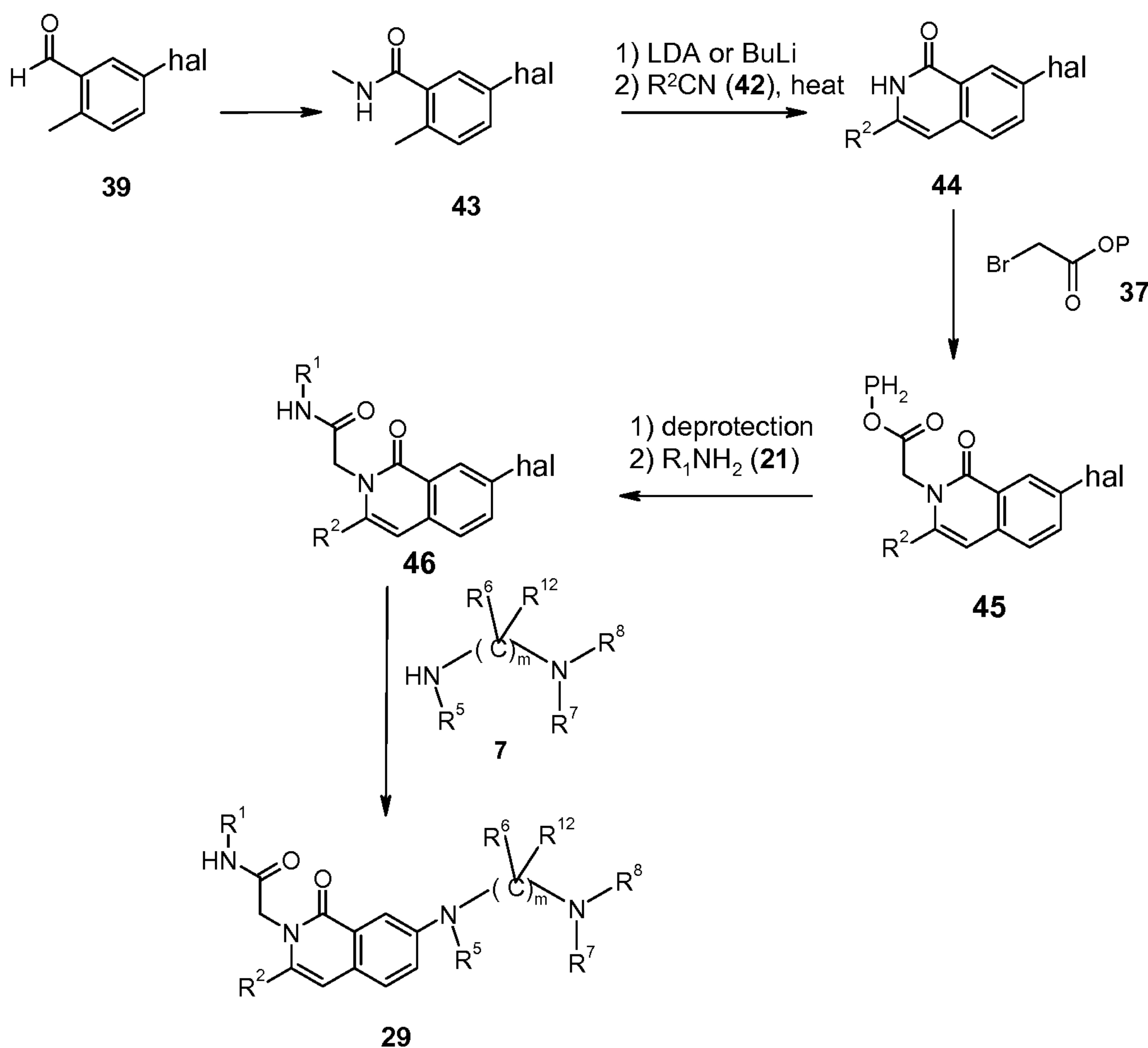
Scheme 8

Compounds of formula I wherein R⁴ is the group



and X is CH (shown as **29** below) can alternatively be prepared by the general five stage synthetic sequence shown in **Scheme 9**. A 3-halo-6-methylbenzoic acid of formula **39**, where halo can for example chloro or bromo, can be reacted with methylamine using procedures well known in the art of organic chemistry to provide amide **43**. For example

acid **39** can be converted to the acid chloride by reaction with, for example, thionyl chloride or oxalyl chloride at elevated temperature. The acid chloride can then be treated with methylamine. Amide **43** can be reacted with a suitable base, for example LDA or BuLi, in a suitable solvent such as THF and subsequently treated with an appropriately substituted nitrile of formula **42** to provide isoquinolone **44**. Isoquinolone **45** can be prepared by alkylation of isoquinolone **44** with a bromoacetic acid ester derivative **37** in a polar aprotic solvent such as DMF and in the presence of a suitable base such as potassium carbonate. P is a protecting group for example methyl. Deprotection using procedures well known in the art of organic chemistry followed by reaction with amine **21** can provide isoquinolones of formula **46**. Isoquinolones of formula **29** can be prepared by reacting isoquinolones **46** with diamines of formula **7** at elevated temperatures in a suitable solvent and in the presence of a suitable catalyst system, such as [1,3-bis(2,6-diisopropylphenyl)imidazol-2-ylidene](3-chloropyridyl)palladium(II) dichloride.



Scheme 9

It will be readily appreciated by one skilled in the art that the quinazolinones and isoquinolinones of general formula I can be prepared using the general procedures and/or reaction sequences described above in any suitable order. For example, whereas the processes detailed above describe introduction of the R⁴ groups later in the syntheses utilizing preformed quinazolinone and isoquinolinone intermediates, it will be recognized that, in some cases, the R⁴ groups can be introduced before the formation of the quinazolinone and isoquinolinone ring system.

The present invention also includes within its scope all stereoisomeric forms of quinazolinone and isoquinolinone derivatives resulting, for example, because of configurational or geometrical isomerism. Such stereoisomeric forms are enantiomers, diastereoisomers, *cis* and *trans* isomers *etc.* For example, in the case where R¹ is 2-methylcyclopropylamine the compound exists as a pair of enantiomers. In the case where R⁴ comprises an alkene fragment, both (*Z*) and (*E*) stereoisomeric forms of the compound are possible. In the case of the individual enantiomers of quinazolinone and isoquinolinone derivatives of formula I or salts or solvates thereof, the present invention includes the aforementioned stereoisomers substantially free, *i.e.*, associated with less than 5%, preferably less than 2% and in particular less than 1% of the other enantiomer. Mixtures of stereoisomers in any proportion, for example a racemic mixture comprising substantially equal amounts of two enantiomers are also included within the scope of the present invention.

For chiral compounds, methods for asymmetric synthesis whereby the pure stereoisomers are obtained are well known in the art, *e.g.*, synthesis with chiral induction, synthesis starting from chiral intermediates, enantioselective enzymatic conversions, separation of stereoisomers using chromatography on chiral media. Such methods are described in *Chirality In Industry* (edited by A.N. Collins, G.N. Sheldrake and J. Crosby, 1992; John Wiley). Likewise methods for synthesis of geometrical isomers are also well known in the art.

The present invention also includes within its scope all isotopically labelled forms of the compounds of the invention. For example, compounds isotopically labelled with ²H, ³H, ¹¹C, ¹³C, ¹⁴C, ¹³¹I, ¹²⁵I, ¹²³I and ¹⁸F. The labelled compounds are useful as diagnostic tools, radio tracers, or monitoring agents in various diagnostic methods and for *in vivo* receptor imaging.

The quinazolinone and isoquinolinone derivatives of the present invention, in the form as a free base, are isolated from reaction mixtures as pharmaceutically acceptable salts. These salts are also obtained by treatment of said free base with an organic or inorganic acid, for example, hydrogen chloride, hydrogen bromide, hydrogen iodide, sulfuric acid, phosphoric acid, acetic acid, trifluoroacetic acid, propionic acid, glycolic acid, maleic acid, malonic acid, methanesulfonic acid, fumaric acid, succinic acid, tartaric acid, citric acid, benzoic acid and ascorbic acid.

The quinazolinone and isoquinolinone derivatives of the present invention also exist as amorphous forms. Multiple crystalline forms are also possible. All these physical forms are included within the scope of the present invention.

In a further aspect, the quinazolinone and isoquinolinone derivatives of the present invention and their pharmaceutically acceptable salts and solvates are useful in therapy. As such the quinazolinone and isoquinolinone derivatives of the present invention are useful for the manufacture of a medicament for the treatment or prevention of diseases influenced by modulation of the activity of the HPA axis. In particular the quinazolinone and isoquinolinone derivatives are useful for the manufacture of a medicament for the treatment of schizophrenia, anxiety, hot flushes, addiction, anorexia nervosa, stress-related disorders and Alzheimer's dementia.

In a further aspect, the quinazolinone and isoquinolinone derivatives of the present invention are useful for the manufacture of a medicament for the treatment or prevention of depression. Depression states in the treatment of which the compounds of the present invention and their pharmaceutically acceptable salts and solvates are particularly useful are those classified as mood disorders in the *Diagnostic and Statistical Manual of Mental Disorders, Fourth Edition- Text Revised*, American Psychiatric Association, Washington D.C. (2000), including mood episodes, depressive disorders, bipolar disorders and other mood disorders.

The present invention further includes a method for the treatment of a mammal, including a human, suffering from or liable to suffer from depression or any of the aforementioned disorders, which comprises administering an effective amount of a quinazolinone or isoquinolinone derivative of the present invention or a pharmaceutically acceptable salt or solvate thereof.

The amount of a quinazolinone or isoquinolinone derivative of the present invention or a pharmaceutically acceptable salt or solvate thereof, also referred to herein as the active ingredient, which is required to achieve a therapeutic effect will, of course, vary with the particular compound, the route of administration, the age and condition of the recipient, and the particular disorder or disease being treated.

A suitable daily dose for any of the above mentioned disorders will be in the range of 0.001 to 50 mg per kilogram body weight of the recipient (e.g. a human) per day, preferably in the range of 0.01 to 20 mg per kilogram body weight per day. The desired dose may be presented as multiple sub-doses administered at appropriate intervals throughout the day.

Whilst it is possible for the active ingredient to be administered alone, it is preferable to present it as a pharmaceutical formulation. The present invention therefore also provides a pharmaceutical composition comprising a quinazolinone and isoquinolinone derivative according to the present invention in admixture with one or more pharmaceutically acceptable excipients, such as the ones described in Gennaro *et. al.*, Remington: *The Science and Practice of Pharmacy*, 20th Edition, Lippincott, Williams and Wilkins, 2000; see especially part 5: pharmaceutical manufacturing. The term 'acceptable' means being compatible with the other ingredients of the composition and not deleterious to the recipients thereof. Suitable excipients are described e.g., in the Handbook of Pharmaceutical Excipients, 2nd Edition; Editors A. Wade and P.J.Weller, American Pharmaceutical Association, Washington, The Pharmaceutical Press, London, 1994. Compositions include those suitable for oral, nasal, topical (including buccal, sublingual and transdermal), parenteral (including subcutaneous, intravenous and intramuscular) or rectal administration.

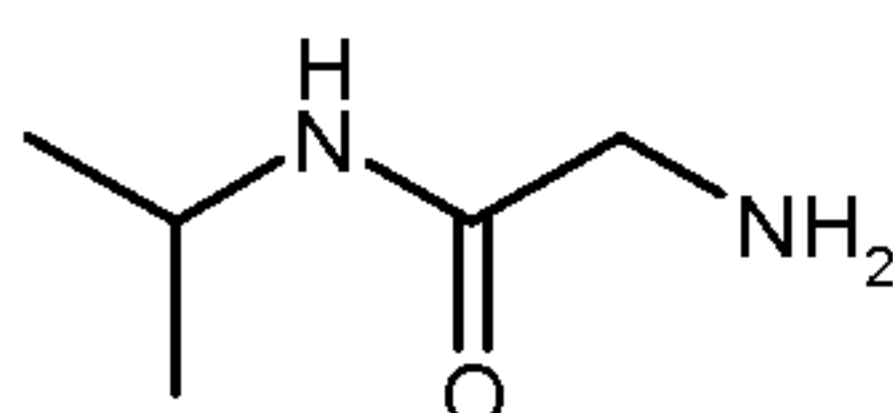
The mixtures of a quinazolinone and isoquinolinone derivative according to the present invention and one or more pharmaceutically acceptable excipient or excipients may be compressed into solid dosage units, such as tablets, or be processed into capsules or suppositories. By means of pharmaceutically suitable liquids the compounds can also be applied as an injection preparation in the form of a solution, suspension, emulsion, or as a spray, e.g., a nasal or buccal spray. For making dosage units e.g., tablets, the use of conventional additives such as fillers, colorants, polymeric binders and the like is contemplated. In general, any pharmaceutically acceptable additive can be used. The compounds of the invention are also suitable for use in an implant, a patch, a gel or any other preparation for immediate and/or sustained release.

Suitable fillers with which the pharmaceutical compositions can be prepared and administered include lactose, starch, cellulose and derivatives thereof, and the like, or mixtures thereof used in suitable amounts.

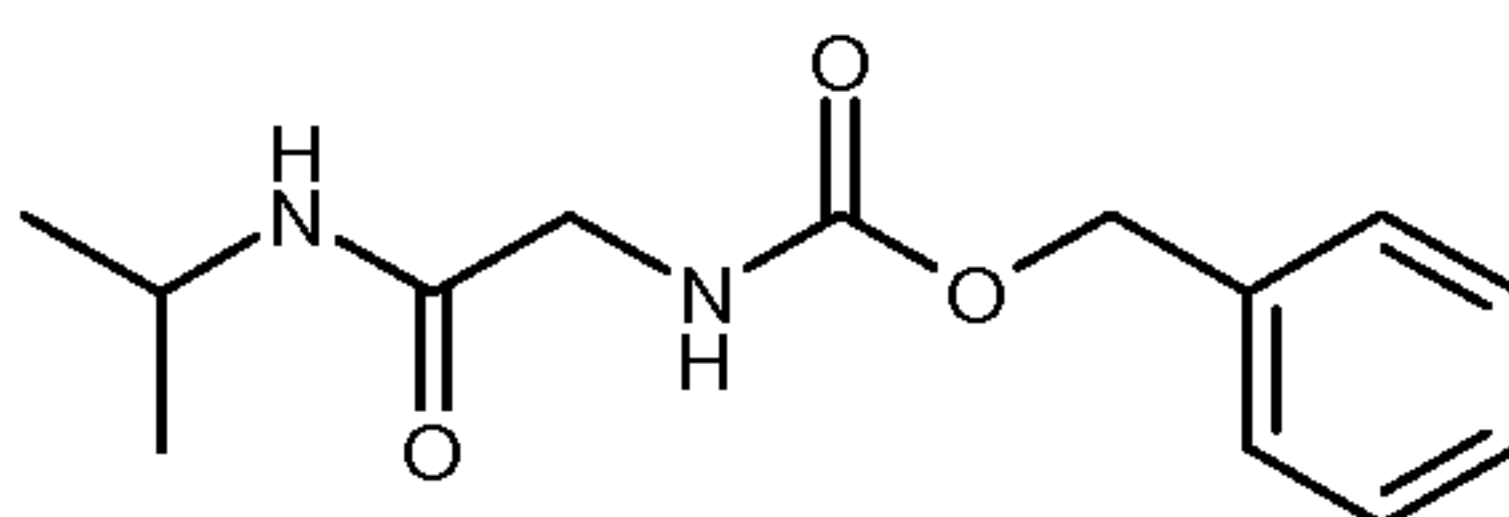
The following Examples further illustrate the compounds of the present invention and methods for their synthesis. In the following section, there is described the synthesis of precursors and common intermediates for compounds of the present invention

Procedure I

INTERMEDIATE I.1: 2-Amino-N-isopropylacetamide



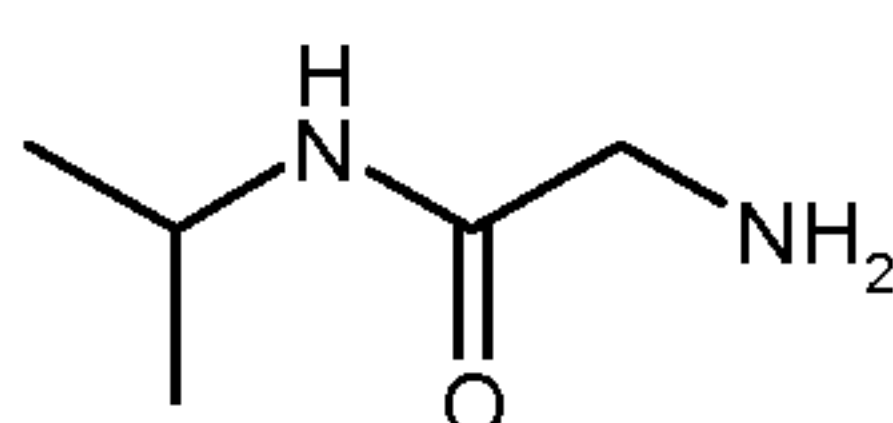
a) (Isopropylcarbamoylmethyl)carbamic acid benzyl ester



To a solution of *N*-Cbz-glycine (20.9 g, 100 mmol) in THF (400 mL) at 0 °C was added *N*-methylmorpholine (NMM) (12.1 mL, 110 mmol) and *i*-butylchloroformate (13 mL, 100 mmol). The resultant mixture was stirred at 0 °C for 2 min and then *i*-propylamine (9.4 mL, 110 mmol) was added. The reaction mixture was warmed to room temperature and stirred at this temperature for 16 h. The mixture was filtered through a pad of CELITE™ and concentrated *in vacuo*. The crude residue was dissolved in ethyl acetate (500 mL) and washed with 1N HCl (aq.) (1 x 100 mL), sat. NaHCO₃ (aq.) (1 x 100 mL) and brine (1 x 100 mL). The organic layer was dried (MgSO₄), filtered and concentrated *in vacuo* to afford (*isopropylcarbamoylmethyl*)carbamic acid benzyl ester as a white solid (24.5 g, 98 mmol, 98%) which was used without further purification.

Data: ¹H NMR (300 MHz, CDCl₃): δ 7.37 (m, 5H), 5.78 (br s, 1H), 5.41 (br s, 1H), 5.15 (s, 2H), 4.07 (septet, 1H), 3.82 (d, 2H), 1.15 (d, 6H) ppm.

b) 2-Amino-N-isopropylacetamide



10% Pd/C (425 mg) was added to a solution of (isopropylcarbamoymethyl)carbamic acid benzyl ester (10 g, 40 mmol) in ethanol (200 mL) and shaken in a Parr shaker under a hydrogen atmosphere (50 p.s.i.) for 16 h. The reaction mixture was filtered through a pad of CELITE™ and the solvent removed *in vacuo*. This afforded *2-amino-N-isopropylacetamide (INTERMEDIATE I.1)* as a clear, colourless oil (5.1 g, 40 mmol, 100%).

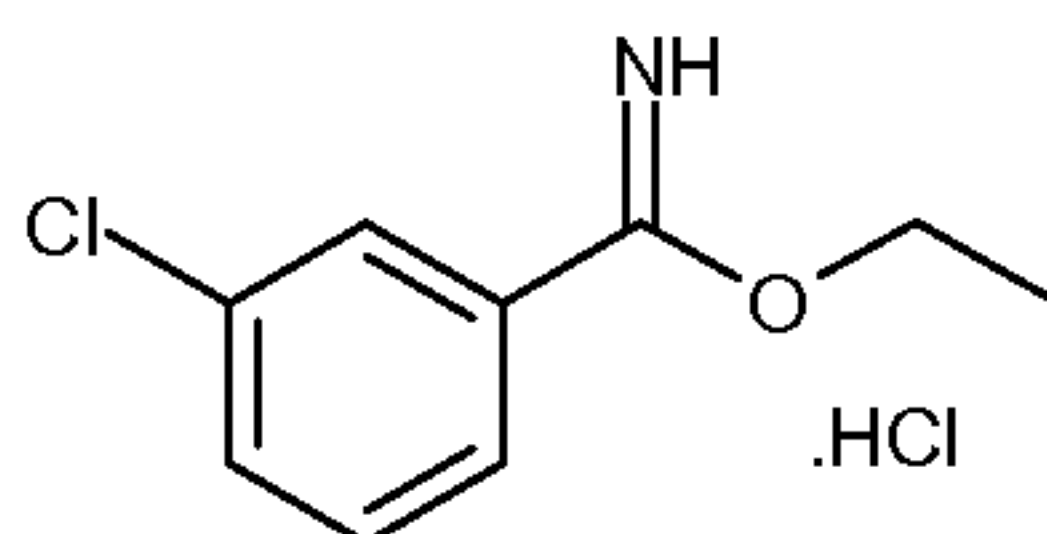
Data for *2-amino-N-isopropylacetamide (INTERMEDIATE I.1)*: ¹H NMR (300 MHz, CDCl₃): δ 7.05 (br s, 1H), 4.11 (septet, 1H), 3.33 (s, 2H), 1.48 (br s, 2H, amine NH₂), 1.15 (d, 6H) ppm.

Similarly prepared were:

INTERMEDIATE I.2: *2-Amino-N-tert-butylacetamide*

Procedure II

INTERMEDIATE II.1: Ethyl 3-chlorobenzimidate hydrochloride



To a solution of 3-chlorobenzonitrile (50 g, 363 mmol) in anhydrous ethanol (500 mL), cooled to 0°C in an ice bath, was bubbled HCl (g) through a gas dispersion tube for approximately 20 minutes until the solution was saturated. The resulting reaction mixture was stirred at room temperature for 16 h. Volatiles were removed *in vacuo* and the residue was triturated with anhydrous ether (~200 mL). The white solid was collected by filtration and dried *in vacuo* overnight to afford *ethyl 3-chlorobenzimidate hydrochloride (INTERMEDIATE II.1)* (80 g, 363 mmol, 100%) which was used directly without further purification.

Data for *ethyl 3-chlorobenzimidate hydrochloride (INTERMEDIATE II.1)*: ¹H NMR (300 MHz, DMSO): δ 12.0-11.8 (br s, 1H), 8.22-8.17 (t, 1H), 8.10-8.04 (dt, 1H), 7.90-7.85 (dt, 1H), 7.71-7.64 (t, 1H), 4.66-4.50 (q, 2H), 1.55-1.40 (t, 3H) ppm.

Similarly prepared were:

INTERMEDIATE II.2: *Ethyl 3-methoxybenzimidate hydrochloride*

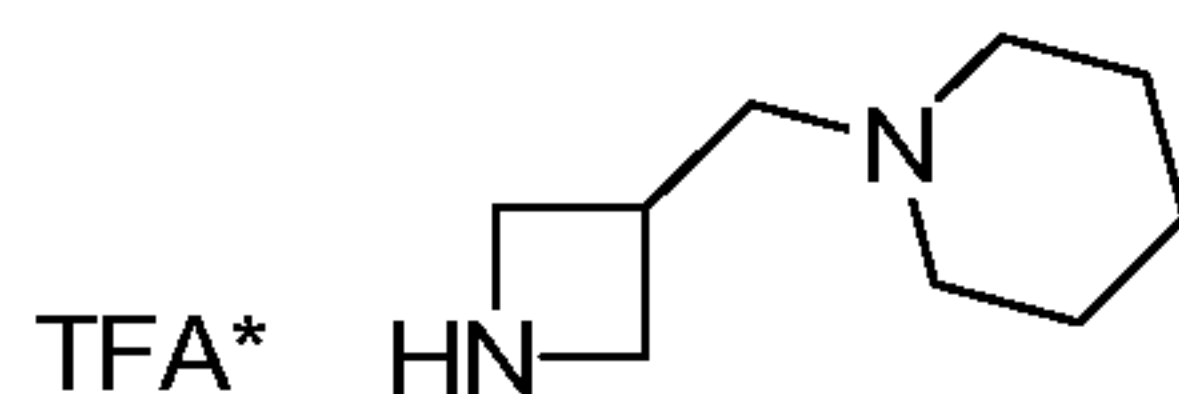
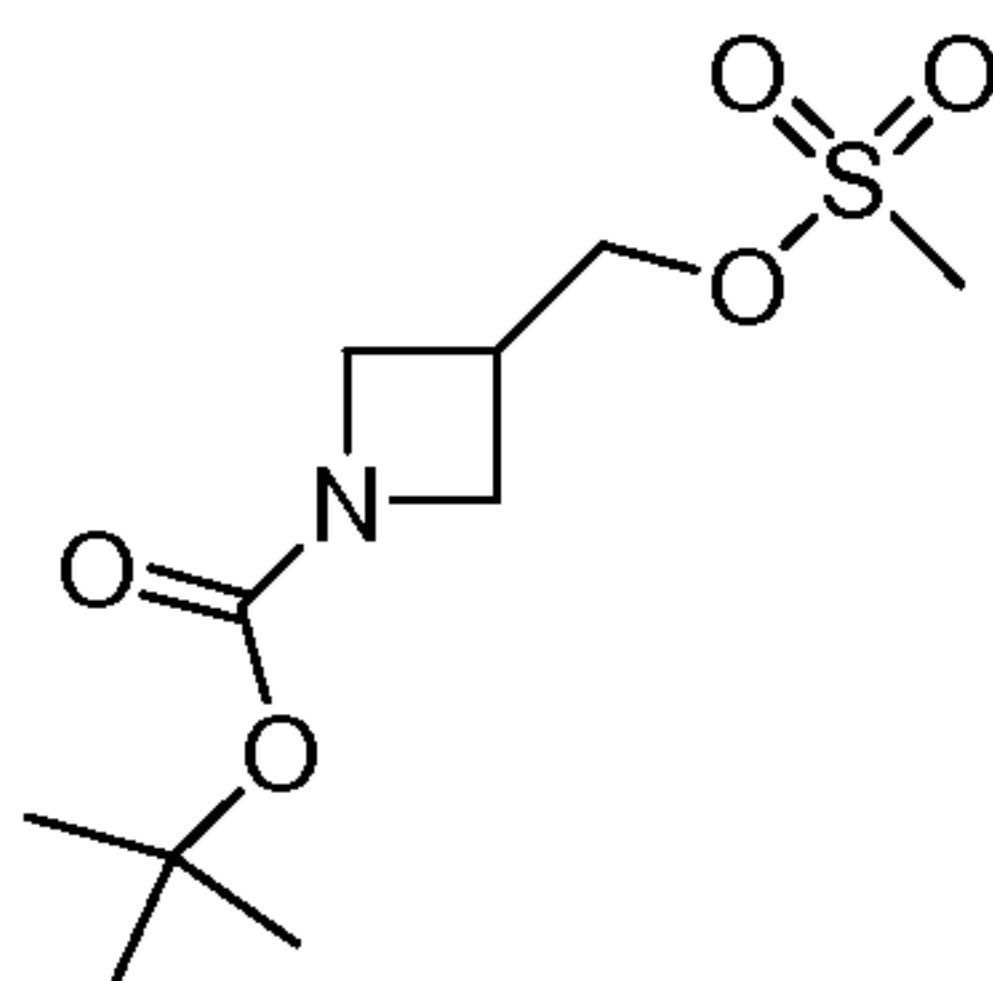
INTERMEDIATE II.3: *Ethyl 4-fluoro-3-methoxybenzimidate hydrochloride*

INTERMEDIATE II.4: *Ethyl 3-chloro-4-fluorobenzimidate hydrochloride*

Procedure III

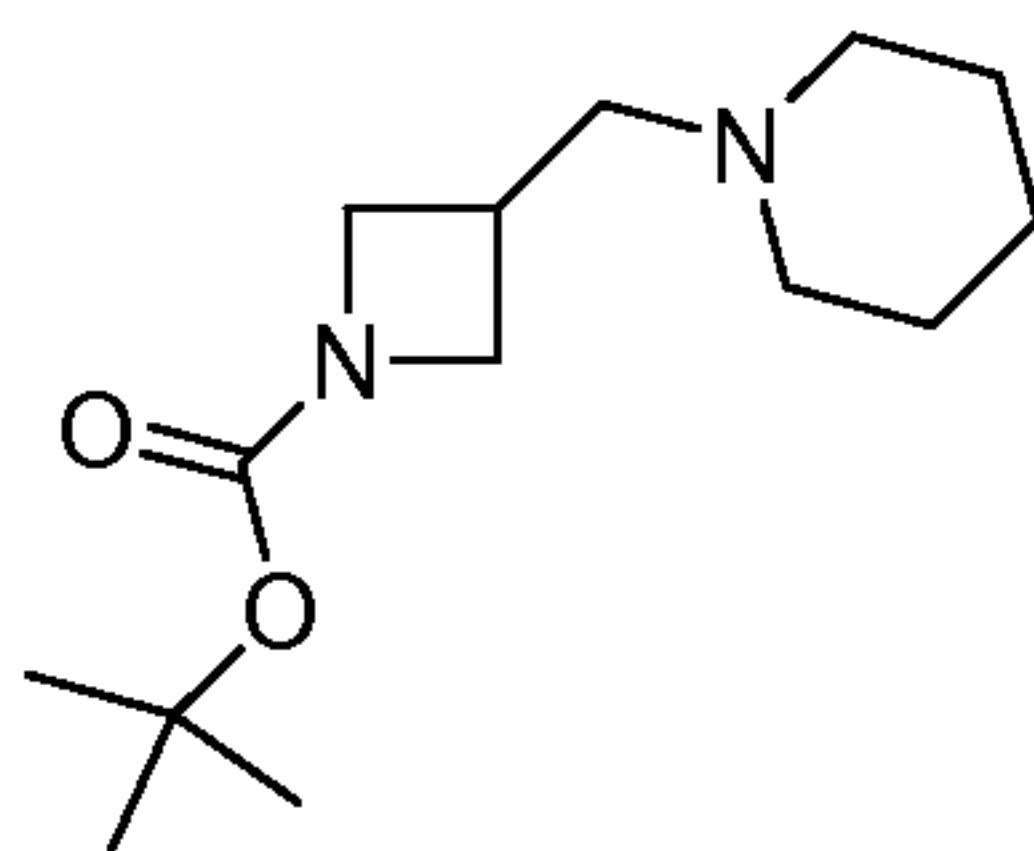
INTERMEDIATE III.1: 1-Azetidin-3-ylmethylpiperidine

33

a) 3-Methanesulfonyloxymethylazetidine-1-carboxylic acid tert-butyl ester

To a solution of 3-hydroxymethylazetidine-1-carboxylic acid *tert*-butyl ester (for preparation see: Askew, B., *et al.*, US 20033225106) (0.3 g, 1.60 mmol) in DCM (3 mL) was added Et₃N (1 mL, 7.17 mmol), followed by methanesulfonyl chloride (0.5 mL, 6.46 mmol) and the reaction mixture stirred at room temperature for 1 h. The reaction mixture was concentrated *in vacuo*, the residue dissolved in DCM and the organic phase washed with saturated sodium bicarbonate (aq.). The organic layer was dried (MgSO₄), and concentrated *in vacuo* to give 3-methanesulfonyloxymethylazetidine-1-carboxylic acid *tert*-butyl ester (0.36 g, 1.40 mmol, 85%) as an oil which was used in the next step without further purification.

Data for 3-methanesulfonyloxymethylazetidine-1-carboxylic acid *tert*-butyl ester: ¹H NMR (300MHz, CDCl₃): δ 4.36 (d, 2H), 4.05 (app t, 2H), 3.72 (dd, 2H), 3.05 (s, 3H), 2.92 (m, 1H), 1.42 (s, 9H) ppm.

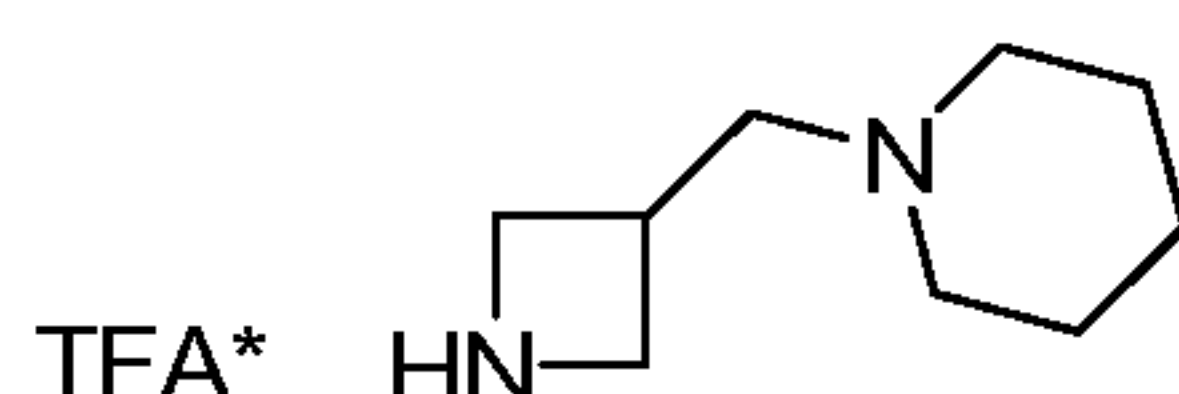
b) 3-Piperidin-1-ylmethylazetidine-1-carboxylic acid tert-butyl ester

To a suspension of 3-methanesulfonyloxymethylazetidine-1-carboxylic acid *tert*-butyl ester (0.36 g, 1.40 mmol) in toluene (2 mL) was added piperidine (0.7 mL, 7.00 mmol) and the resultant mixture was heated to 110 °C in a sealed tube for 18 h. The solution was concentrated *in vacuo*, the crude residue dissolved in DCM and washed with 0.5 N KOH (aq.) (1 X) and brine (1 X). The organic layer was dried (Na₂SO₄), filtered and concentrated *in vacuo*. The resultant oil was purified by chromatography on silica gel with MeOH:DCM

(1:19, v/v) as eluent to afford *3-piperidin-1-ylmethylazetidine-1-carboxylic acid tert-butyl ester* (180 mg, 0.70 mmol, 50%) as an oil.

Data for *3-piperidin-1-ylmethylazetidine-1-carboxylic acid tert-butyl ester*: $^1\text{H NMR}$ (300MHz, CDCl_3): δ 4.04 (app t, 2H), 3.60 (dd, 2H), 2.91 (br m, 1H), 2.72 (br m, 2 H), 2.48 (br m, 4 H), 1.71 (br m, 4 H), 1.49 (br m, 2H), 1.41 (s, 9H) ppm.

c) 1-Azetidin-3-ylmethylpiperidine



3-Piperidin-1-ylmethylazetidine-1-carboxylic acid tert-butyl ester (180 mg, 0.70 mmol) was treated with a solution of TFA:DCM (1:1 v/v, 5 mL) and the resultant solution stirred at room temperature for 1 h. The solution was concentrated *in vacuo* afford *1-azetidin-3-ylmethylpiperidine (INTERMEDIATE III.1)* (190 mg, 0.70 mmol, 100%) as the trifluoroacetic acid salt which was used without further purification.

Data for *1-azetidin-3-ylmethylpiperidine (INTERMEDIATE III.1) trifluoroacetic acid salt*: MS (ESI) m/z : 155 ($[\text{M}+\text{H}]^+$).

Similarly prepared were:

INTERMEDIATE III.2: *1-Pyrrolidin-3-ylmethylpiperidine* (from commercially available *tert-butyl-3-(hydroxymethyl)pyrrolidine-1-carboxylate*, Pharmacore)

INTERMEDIATE III.3: *1-Piperidin-3-ylmethylpiperidine* (from commercially available *tert-butyl 3-(hydroxymethyl)piperidine-1-carboxylate*, Pharmacore)

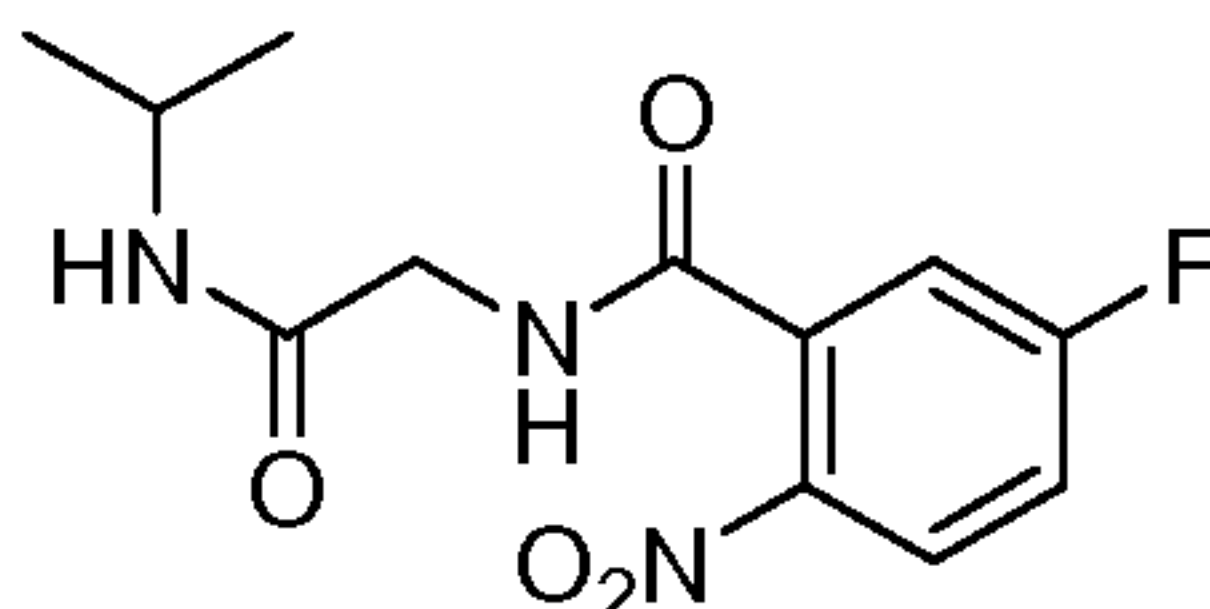
INTERMEDIATE III.4: *(R)-1-Piperidin-3-ylmethylpiperidine* (from commercially available *(R)-tert-butyl 3-(hydroxymethyl)piperidine-1-carboxylate*, Astatech)

INTERMEDIATE III.5: *(S)-1-Piperidin-3-ylmethylpiperidine* (from commercially available *(S)-tert-butyl 3-(hydroxymethyl)piperidine-1-carboxylate*, Astatech)

INTERMEDIATE III.6: *4-Piperidin-3-ylmethylmorpholine* (from commercially available *tert-butyl 3-(hydroxymethyl)piperidine-1-carboxylate*, Pharmacore)

INTERMEDIATE III.7: *N,N-Dimethylpiperidin-3-ylmethanamine* (from commercially available *tert-butyl 3-(hydroxymethyl)piperidine-1-carboxylate*, Pharmacore)

INTERMEDIATE III.8: *1-(2-Azetidin-3-ylethyl)piperidine* (from *tert-butyl 3-(2-hydroxyethyl)azetidine-1-carboxylate* (prepared according to Duggan, M. E., *et al.*, US 5281585))

Procedure IVINTERMEDIATE IV.1: 5-Fluoro-N-(isopropylcarbamoylmethyl)-2-nitrobenzamide

To a solution of 5-fluoro-2-nitrobenzoic acid (370 mg, 2.0 mmol) in anhydrous DMF (5 mL) was added 1-hydroxybenzotriazole hydrate (330 mg, 2.4 mmol), 1-(3-dimethylaminopropyl)-3-ethylcarbodiimide hydrochloride (460 mg, 2.4 mmol) and 2-amino-N-isopropylacetamide (INTERMEDIATE I.1) (230 mg, 2.0 mmol). The resultant mixture was stirred at room temperature for 18 h. The reaction mixture was concentrated *in vacuo*, the crude yellow residue dissolved in EtOAc (20 mL) and washed with dilute HCl (aq.) (3 X 5 mL), sat. NaHCO₃ (aq.) (3 X 5 mL) and brine (1 X 5 mL). The organic layer was dried (Na₂SO₄), concentrated *in vacuo* and purified by chromatography on silica gel with MeOH:DCM (1:19, v/v) as eluent to afford 5-fluoro-N-(isopropylcarbamoylmethyl)-2-nitrobenzamide (INTERMEDIATE IV.1) (400 mg, 1.4 mmol, 70%) as yellow solid.

Data for 5-fluoro-N-(isopropylcarbamoylmethyl)-2-nitrobenzamide (INTERMEDIATE IV.1): ¹H NMR (300 MHz, CDCl₃): δ 8.15 (dd, 1H), 7.2-7.3 (m, 2H), 6.94 (br s, 1H), 6.18 (br d, 1H), 4.07 (s, 2H), 4.06 (septet, 1H), 1.19 (d, 6H) ppm; MS (ESI) *m/z*: 283 ([M+H]⁺).

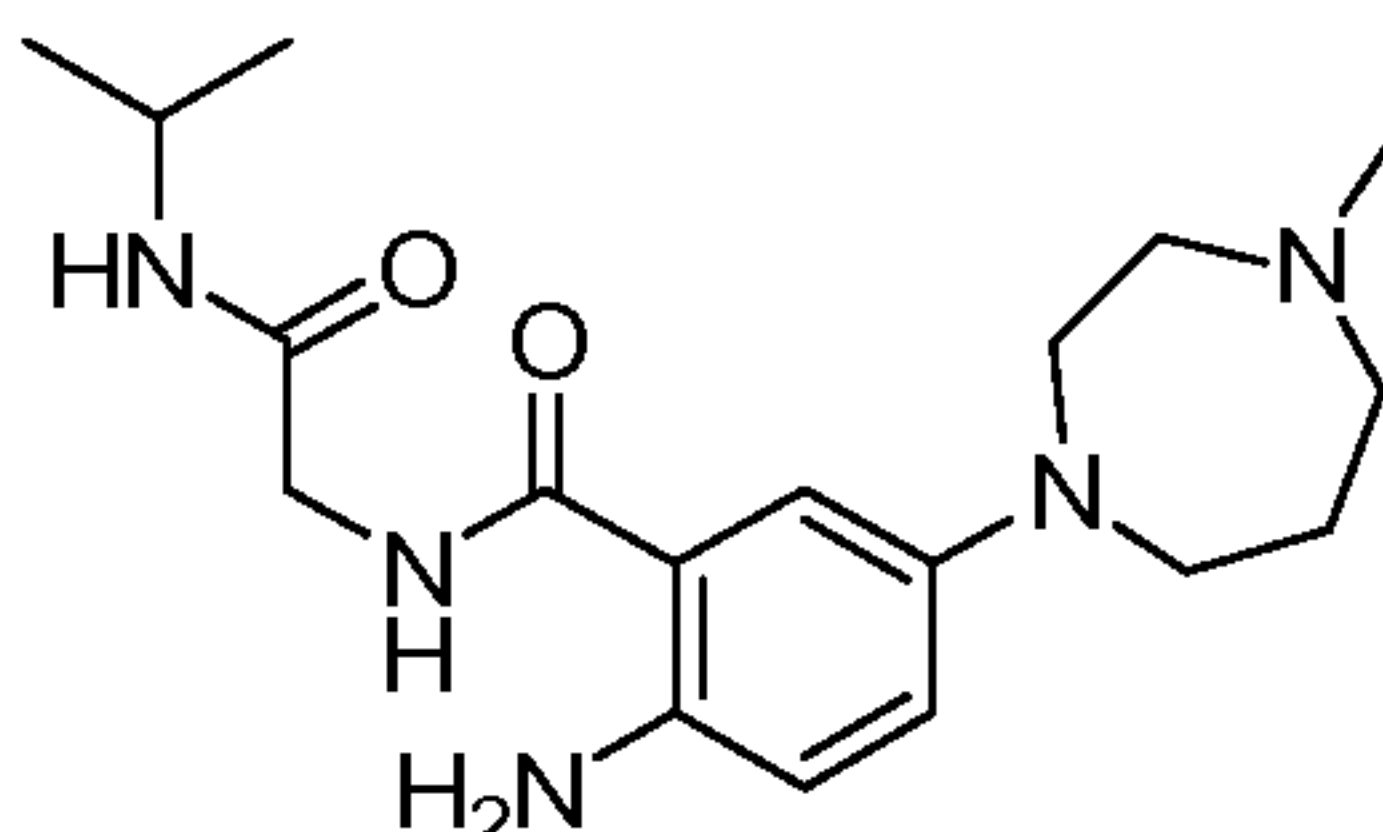
Similarly prepared were:

INTERMEDIATE IV.2: N-(*tert*-Butylcarbamoylmethyl)5-fluoro-2-nitrobenzamide (from INTERMEDIATE I.2)

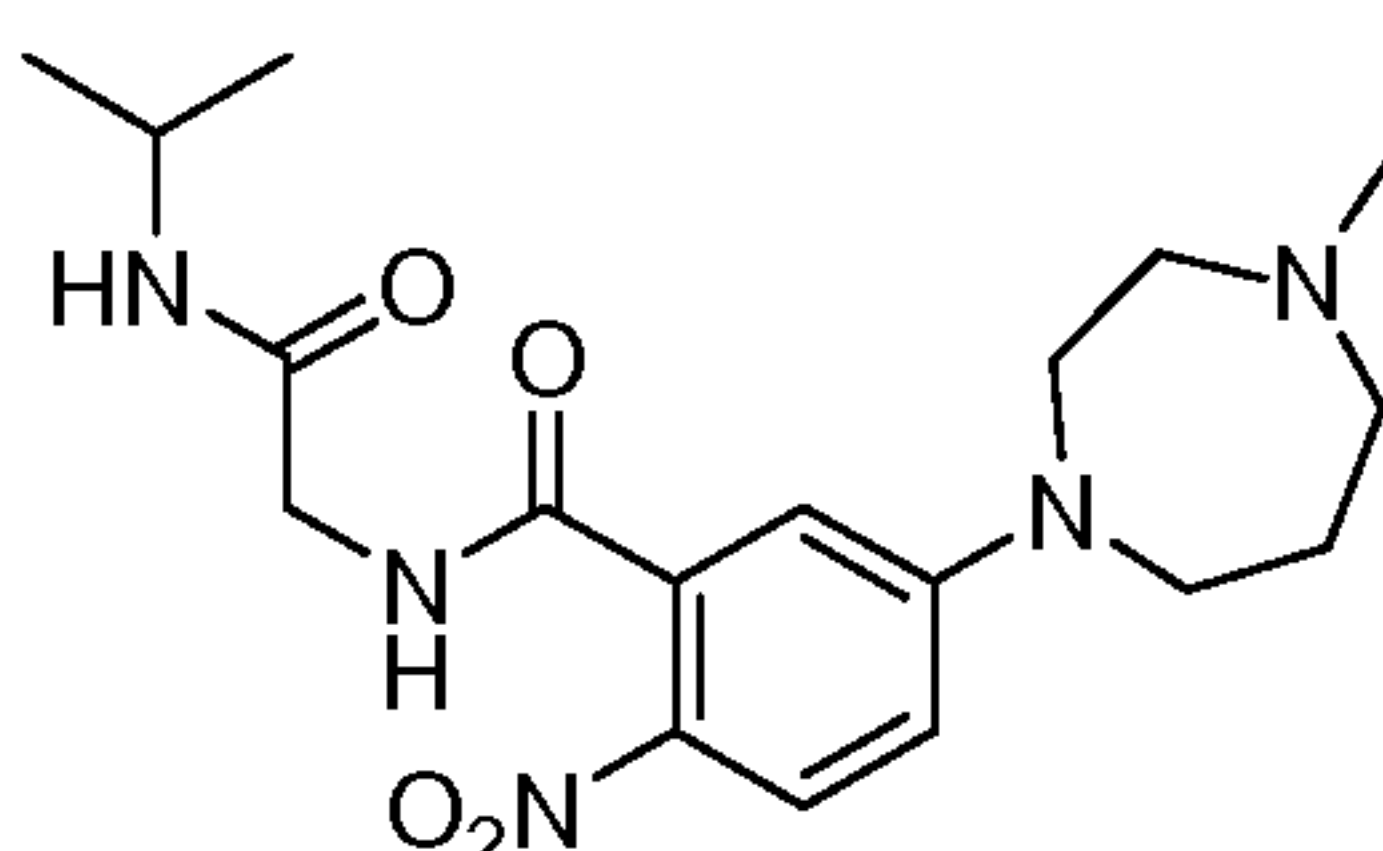
INTERMEDIATE IV.3: (5-Fluoro-2-nitrobenzoylamino)acetic acid *tert*-butyl ester (from glycine *tert*-butyl ester)

Procedure V

INTERMEDIATE V.1: 2-Amino-N-(isopropylcarbamoylmethyl)-5-(4-methylperhydro-1,4-diazepin-1-yl)benzamide



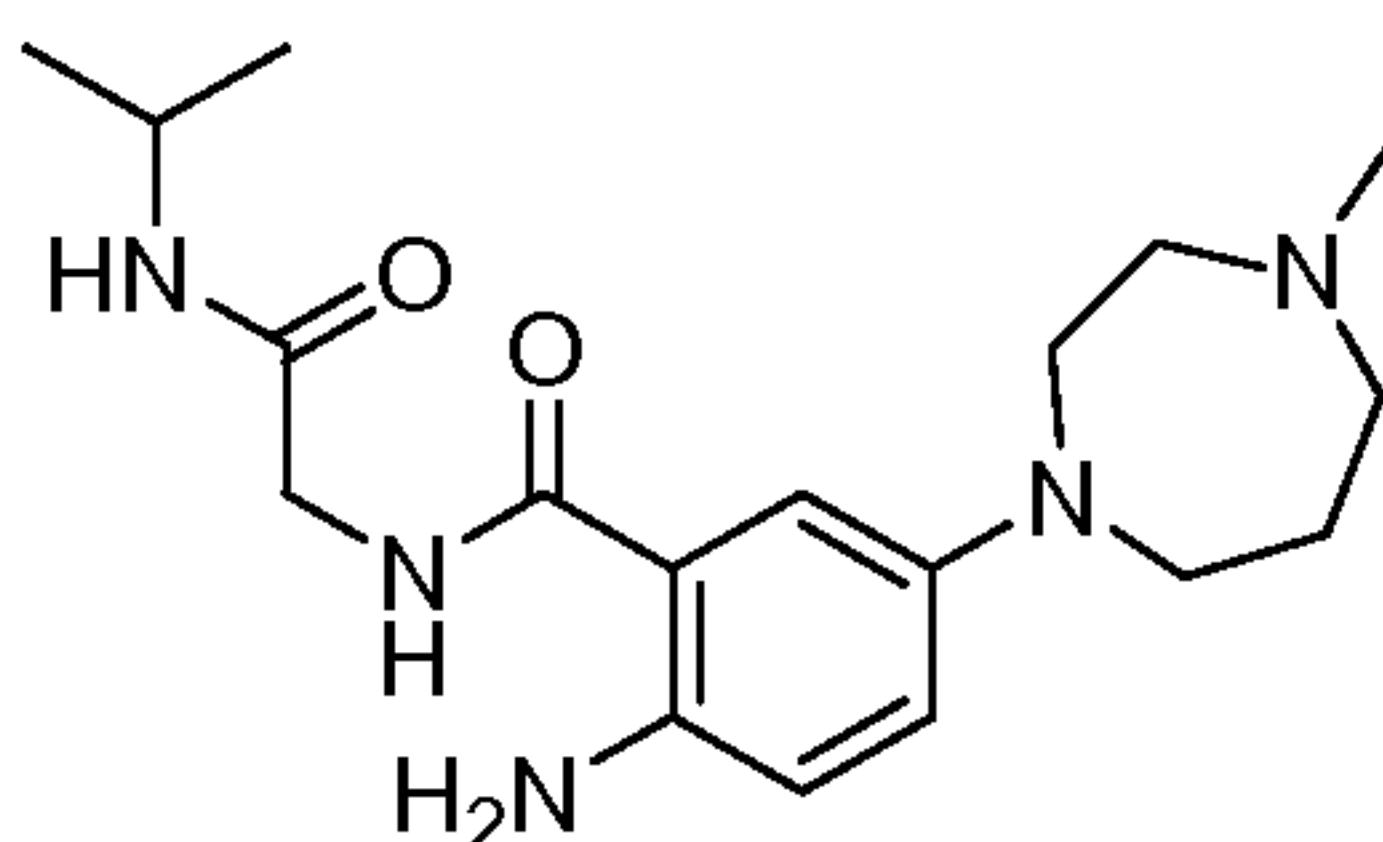
a) N-(Isopropylcarbamoylmethyl)-5-(4-methylperhydro-1,4-diazepin-1-yl)-2-nitrobenzamide



A mixture of 5-fluoro-N-(isopropylcarbamoylmethyl)-2-nitrobenzamide (INTERMEDIATE IV.1) (400 mg, 1.4 mmol), 1-methylhomopiperazine (0.20 mL, 1.6 mmol) and potassium carbonate (1 g) in acetonitrile (20 mL) were heated at reflux temperature under an Argon atmosphere for 16 h. The mixture was cooled, filtered, the residue washed with DCM (2 X 1 mL) and the volatiles evaporated under reduced pressure. The red coloured residue was dissolved in DCM (15 mL), washed with 1 N NaOH (aq.) (2 X 5 mL) and brine (1 X 5 mL), dried (Na₂SO₄) and concentrated under reduced pressure to afford N-(isopropylcarbamoylmethyl)-5-(4-methylperhydro-1,4-diazepin-1-yl)-2-nitrobenzamide (510 mg, 1.4 mmol, 100%) as an orange-red solid. This was used in the next step without further purification.

Data for N-(isopropylcarbamoylmethyl)-5-(4-methylperhydro-1,4-diazepin-1-yl)-2-nitrobenzamide: MS (ESI) *m/z*: 378 ([M+H]⁺).

b) 2-Amino-N-(isopropylcarbamoylmethyl)-5-(4-methylperhydro-1,4-diazepin-1-yl)benzamide



A mixture of N-(isopropylcarbamoylmethyl)-5-(4-methylperhydro-1,4-diazepin-1-yl)-2-nitrobenzamide (510 mg, 1.4 mmol) and 10% Pd/C (60 mg) in MeOH (30 mL) was shaken

under 50 psi H₂ (g) in a Parr shaker for 5 h. The mixture was filtered through a pad of celite and the solvent removed *in vacuo* to afford 2-amino-N-(isopropylcarbamoylmethyl)-5-(4-methylperhydro-1,4-diazepin-1-yl)benzamide (INTERMEDIATE V.1) (470 mg, 1.4 mmol, 100%) as a brownish-green glass.

Data for 2-amino-N-(isopropylcarbamoylmethyl)-5-(4-methylperhydro-1,4-diazepin-1-yl)benzamide (INTERMEDIATE V.1): ¹H NMR (300 MHz, CDCl₃): δ 7.38 (br s, 1H), 6.6-6.8 (m, 3H), 6.22 (br d, 1H), 4.36 (br s, 2H, NH₂), 4.0-4.2 (m, 3H), 3.47-3.51 (m, 2H), 3.39 (t, 2H), 2.72 (dd, 2H), 2.60 (dd, 2H), 2.38 (s, 3H), 2.00 (m, 2H), 1.16 (d, 6H) ppm; MS (ESI) *m/z*: 348 ([M+H]⁺).

Similarly prepared were:

INTERMEDIATE V.2: 4-{4-Amino-3-[(isopropylcarbamoylmethyl)carbamoyl]phenyl}perhydro-1,4-diazepine-1-carboxylic acid *tert*-butyl ester (from INTERMEDIATE IV.1)

INTERMEDIATE V.3: 4-{4-Amino-3-[(isopropylcarbamoylmethyl)carbamoyl]phenyl}piperazine-1-carboxylic acid *tert*-butyl ester (from INTERMEDIATE IV.1)

INTERMEDIATE V.4: 2-Amino-5-(3-dimethylaminopyrrolidin-1-yl) *N*-(isopropylcarbamoylmethyl)benzamide (from INTERMEDIATE IV.1)

INTERMEDIATE V.5: 2-Amino-5-(3-dimethylaminomethylpiperidin-1-yl)-*N*-(isopropylcarbamoylmethyl)benzamide (from INTERMEDIATE IV.1 and INTERMEDIATE III.7)

INTERMEDIATE V.6: 2-Amino-*N*-(isopropylcarbamoylmethyl)-5-(4-methylpiperazin-1-yl)benzamide (from INTERMEDIATE IV.1)

INTERMEDIATE V.7: 2-Amino-*N*-(isopropylcarbamoylmethyl)-5-((*S*)-3-piperidin-1-ylmethylpiperidin-1-yl)benzamide (from INTERMEDIATE IV.1 and INTERMEDIATE III.5)

INTERMEDIATE V.8: 2-Amino-5-(4-dimethylaminopiperidin-1-yl)-*N*-(isopropylcarbamoylmethyl)benzamide (from INTERMEDIATE IV.1)

INTERMEDIATE V.9: 2-Amino-*N*-(isopropylcarbamoylmethyl)-5-((*R*)-3-piperidin-1-ylmethylpiperidin-1-yl)benzamide (from INTERMEDIATE IV.1 and INTERMEDIATE III.4)

INTERMEDIATE V.10: 2-Amino-*N*-(isopropylcarbamoylmethyl)-5-(3-piperidin-1-ylmethylpiperidin-1-yl)benzamide (from INTERMEDIATE IV.1 and INTERMEDIATE III.3)

INTERMEDIATE V.11: 2-Amino-*N*-(isopropylcarbamoylmethyl)-5-(3-piperidin-1-ylmethylazetid-1-yl)benzamide (from INTERMEDIATE IV.1 and INTERMEDIATE III.1)

INTERMEDIATE V.12: 2-Amino-*N*-(isopropylcarbamoylmethyl)-5-(4-phenylperhydro-1,4-diazepin-1-yl)benzamide (from INTERMEDIATE IV.1)

INTERMEDIATE V.13: 2-Amino-*N*-(*tert*-butylcarbamoylmethyl)-5-(4-methylperhydro-1,4-diazepin-1-yl)benzamide (from INTERMEDIATE IV.2)

INTERMEDIATE V.14: 2-Amino-*N*-(isopropylcarbamoylmethyl)-5-(3-piperidin-1-ylmethylpyrrolidin-1-yl)benzamide (from INTERMEDIATE IV.1 and INTERMEDIATE III.2)

INTERMEDIATE V.15: 2-Amino-5-[1,4']bipiperidiny-1'-yl-*N*-(isopropylcarbamoylmethyl)benzamide (from INTERMEDIATE IV.1)

INTERMEDIATE V.16: 2-Amino-*N*-(isopropylcarbamoylmethyl)-5-[3-(2-piperidin-1-ylethyl)azetid-1-yl]benzamide (from INTERMEDIATE IV.1 and INTERMEDIATE III.8)

INTERMEDIATE V.17: 2-Amino-*N*-(isopropylcarbamoylmethyl)-5-(3-morpholin-4-ylmethylpiperidin-1-yl)benzamide (from INTERMEDIATE IV.1 and INTERMEDIATE III.6)

INTERMEDIATE V.18: 2-Amino-*N*-(isopropylcarbamoylmethyl)-5-((*S*)-3-methylpiperazin-1-yl)benzamide (from INTERMEDIATE IV.1)

INTERMEDIATE V.19: 2-Amino-5-(3,3-dimethylpiperazin-1-yl)-*N*-(isopropylcarbamoylmethyl)benzamide (from INTERMEDIATE IV.1)

INTERMEDIATE V.20: 2-Amino-5-(2,5-dimethylpiperazin-1-yl)-*N*-(isopropylcarbamoylmethyl)benzamide (from INTERMEDIATE IV.1)

INTERMEDIATE V.21: [2-Amino-5-(hexahydropyrrolo[1,2-*a*]pyrazin-2-yl)benzoylamino]acetic acid *tert*-butyl ester (from INTERMEDIATE IV.3)

INTERMEDIATE V.22: 2-Amino-5-[4-(2-hydroxyethyl)perhydro-1,4-diazepin-1-yl]-*N*-(isopropylcarbamoylmethyl)benzamide (from INTERMEDIATE IV.1)

INTERMEDIATE V.23: 2-Amino-*N*-(isopropylcarbamoylmethyl)-5-(4-isopropylpiperazin-1-yl)benzamide (from INTERMEDIATE IV.1)

INTERMEDIATE V.24: 2-Amino-5-(3,5-dimethylpiperazin-1-yl)-*N*-(isopropylcarbamoylmethyl)benzamide (from INTERMEDIATE IV.1)

INTERMEDIATE V.25: 2-Amino-*N*-(isopropylcarbamoylmethyl)-5-((*R*)-3-methylpiperazin-1-yl)benzamide (from INTERMEDIATE IV.1)

INTERMEDIATE V.26: 2-Amino-5-(3-ethylperhydro-1,4-diazepin-1-yl)-*N*-(isopropylcarbamoylmethyl)benzamide (from INTERMEDIATE IV.1 and INTERMEDIATE X.1)

INTERMEDIATE V.27: 2-Amino-5-(3-fluoromethylpiperazin-1-yl)-*N*-(isopropylcarbamoylmethyl)benzamide (from INTERMEDIATE IV.1 and INTERMEDIATE XII.1)

INTERMEDIATE V.28: 2-Amino-*N*-(isopropylcarbamoylmethyl)-5-((*S*)-2-pyrrolidin-1-ylmethylpyrrolidin-1-yl)benzamide (from INTERMEDIATE IV.1)

INTERMEDIATE V.29: 2-Amino-*N*-(isopropylcarbamoylmethyl)-5-(5-methylperhydro-1,4-diazepin-1-yl)benzamide (from INTERMEDIATE IV.1 and INTERMEDIATE XI.1)

- INTERMEDIATE V.30: [2-Amino-5-(4-ethylperhydro-1,4-diazepin-1-yl)benzoylamino]acetic acid *tert*-butyl ester (from INTERMEDIATE IV.3)
- INTERMEDIATE V.31: 2-Amino-*N*-(isopropylcarbamoylmethyl)-5-(4-isopropylperhydro-1,4-diazepin-1-yl)benzamide (from INTERMEDIATE IV.1)
- INTERMEDIATE V.32: 2-Amino-*N*-(isopropylcarbamoylmethyl)-5-(3-propylperhydro-1,4-diazepin-1-yl)benzamide (from INTERMEDIATE IV.1 and INTERMEDIATE X.3)
- INTERMEDIATE V.33: 2-Amino-*N*-(isopropylcarbamoylmethyl)-5-[3-(2-methanesulfonyl)ethyl]perhydro-1,4-diazepin-1-yl]benzamide (from INTERMEDIATE IV.1 and INTERMEDIATE X.4)
- INTERMEDIATE V.34: 2-Amino-*N*-(isopropylcarbamoylmethyl)-5-((*S*)-3-isopropylperhydro-1,4-diazepin-1-yl)benzamide (from INTERMEDIATE IV.1 and INTERMEDIATE X.5)
- INTERMEDIATE V.35: 2-Amino-*N*-(isopropylcarbamoylmethyl)-5-((*R*)-3-isopropylperhydro-1,4-diazepin-1-yl)benzamide (from INTERMEDIATE IV.1 and INTERMEDIATE X.6)
- INTERMEDIATE V.36: 2-Amino-*N*-(isopropylcarbamoylmethyl)-5-((*R*)-3-isopropylpiperazin-1-yl)benzamide (from INTERMEDIATE IV.1)
- INTERMEDIATE V.37: 2-Amino-*N*-(isopropylcarbamoylmethyl)-5-((*S*)-3-isopropylpiperazin-1-yl)benzamide (from INTERMEDIATE IV.1)
- INTERMEDIATE V.38: 4-{4-Amino-3-[(*tert*-butylcarbamoylmethyl)carbamoyl]phenyl}perhydro-1,4-diazepine-1-carboxylic acid *tert*-butyl ester (from INTERMEDIATE IV.2)
- INTERMEDIATE V.39: [2-Amino-5-(6,6-dimethyl-3-propylperhydro-1,4-diazepin-1-yl)benzoylamino]acetic acid *tert*-butyl ester (from INTERMEDIATE IV.3 and INTERMEDIATE X.9)
- INTERMEDIATE V.40: [2-Amino-5-((*S*)-3-isopropylperhydro-1,4-diazepin-1-yl)benzoylamino]acetic acid *tert*-butyl ester (from INTERMEDIATE IV.3 and INTERMEDIATE X.11)
- INTERMEDIATE V.41: {2-Amino-5-[4-(2-hydroxyethyl)perhydro-1,4-diazepin-1-yl]benzoylamino}acetic acid *tert*-butyl ester (from INTERMEDIATE IV.3)
- INTERMEDIATE V.42: (*S*)-4-{4-Amino-3-[(isopropylcarbamoylmethyl)carbamoyl]phenyl}-2-isopropylpiperazine-1-carboxylic acid *tert*-butyl ester (from INTERMEDIATE IV.1)
- INTERMEDIATE V.43: [2-Amino-5-(6,6-dimethylperhydro-1,4-diazepin-1-yl)benzoylamino]acetic acid *tert*-butyl ester (from INTERMEDIATE IV.3 and INTERMEDIATE X.10)
- INTERMEDIATE V.44: [2-Amino-5-(3,6,6-trimethylperhydro-1,4-diazepin-1-yl)benzoylamino]acetic acid *tert*-butyl ester (from INTERMEDIATE IV.3 and INTERMEDIATE X.7)

INTERMEDIATE V.45: [2-Amino-5-(3-ethyl-6,6-dimethylperhydro-1,4-diazepin-1-yl)benzoylamino]acetic acid *tert*-butyl ester (from INTERMEDIATE IV.3 and INTERMEDIATE X.8)

INTERMEDIATE V.46: 2-Amino-*N*-(isopropylcarbamoylmethyl)-5-(octahydropyrido[1,2-*a*]pyrazin-2-yl)benzamide (from INTERMEDIATE IV.1)

INTERMEDIATE V.47: 2-Amino-5-(1,4-diazabicyclo[3.2.2]non-4-yl)-*N*-(isopropylcarbamoylmethyl)benzamide (from INTERMEDIATE IV.1)

INTERMEDIATE V.48: 2-Amino-5-(hexahydropyrrolo[1,2-*a*]pyrazin-2-yl)-*N*-(isopropylcarbamoylmethyl)benzamide (from INTERMEDIATE IV.1)

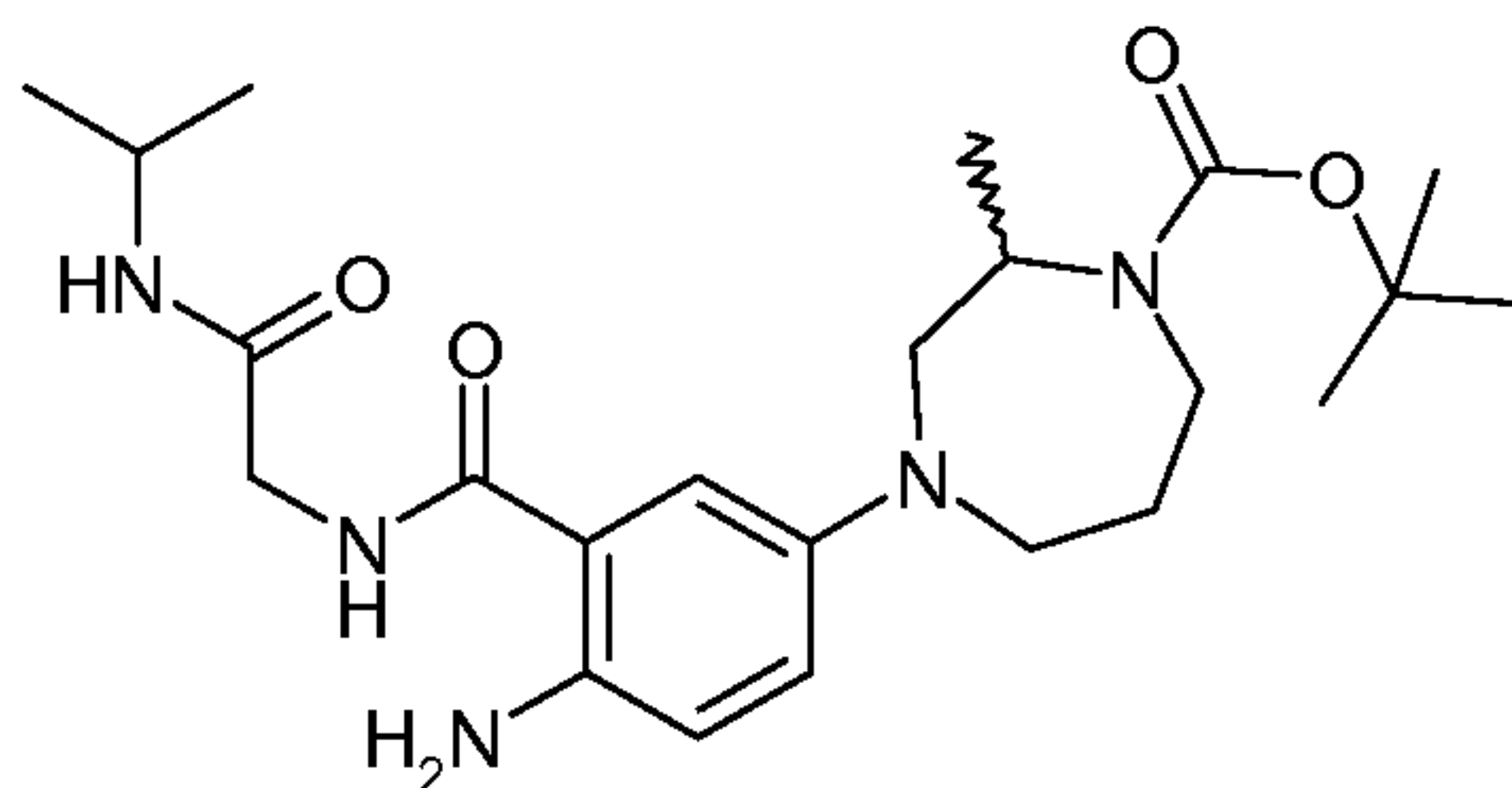
INTERMEDIATE V.49: 2-Amino-*N*-(*tert*-butylcarbamoylmethyl)-5-(4-isopropylperhydro-1,4-diazepin-1-yl)benzamide (from INTERMEDIATE IV.2)

INTERMEDIATE V.50: [2-Amino-5-((*R*)-3-methylpiperazin-1-yl)benzoylamino]acetic acid *tert*-butyl ester (from INTERMEDIATE IV.3)

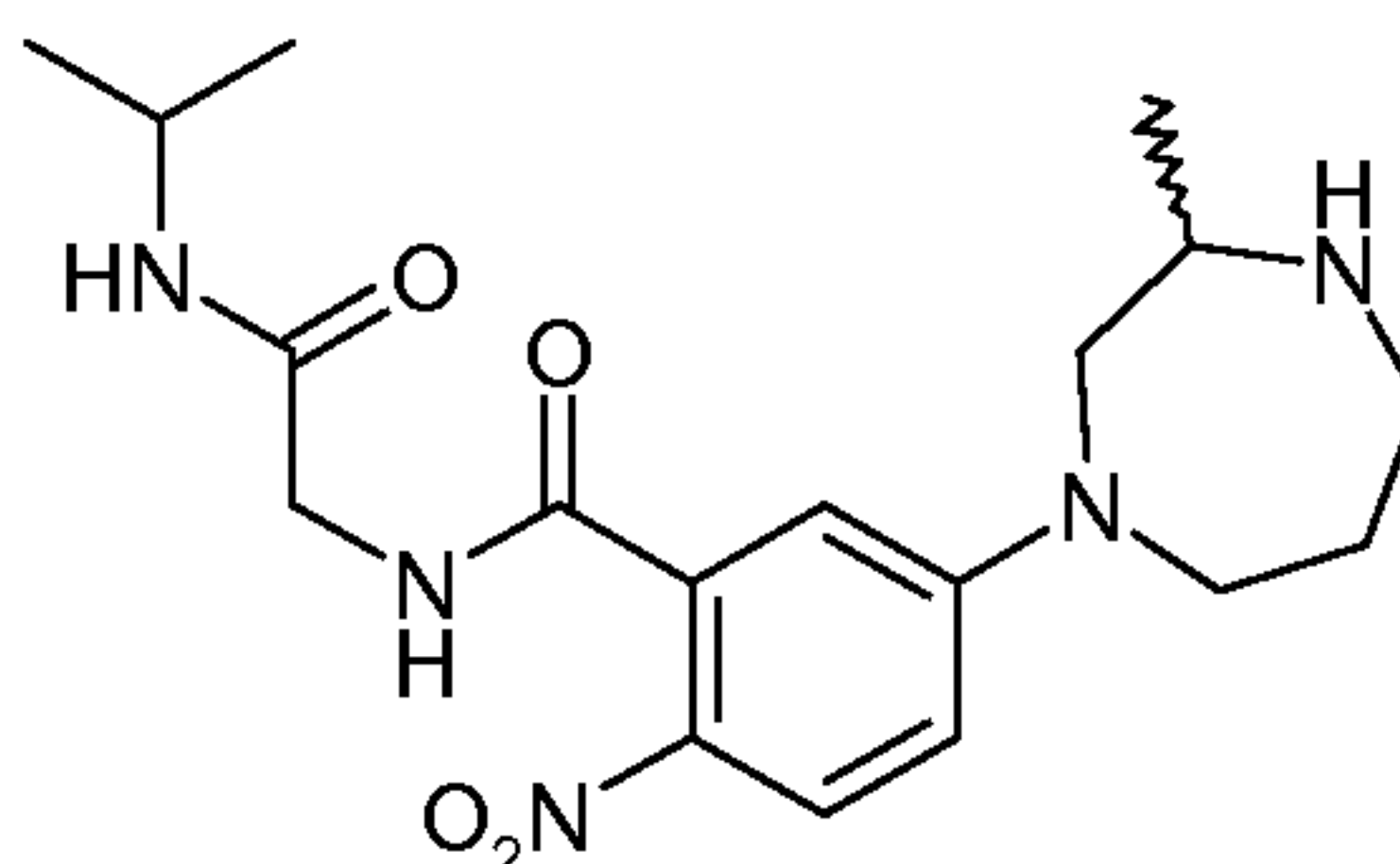
INTERMEDIATE V.51: [2-Amino-5-(1,4-diazabicyclo[3.2.2]non-4-yl)benzoylamino]acetic acid *tert*-butyl ester (from INTERMEDIATE IV.3)

INTERMEDIATE V.52: [2-Amino-5-(4-isopropylperhydro-1,4-diazepin-1-yl)benzoylamino]acetic acid *tert*-butyl ester (from INTERMEDIATE IV.3)

INTERMEDIATE V.53: 4-{4-Amino-3-[(isopropylcarbamoylmethyl)carbamoyl]phenyl}-2-methylperhydro-1,4-diazepine-1-carboxylic acid *tert*-butyl ester



a) *N*-(Isopropylcarbamoylmethyl)-5-(3-methylperhydro-1,4-diazepin-1-yl)-2-nitrobenzamide

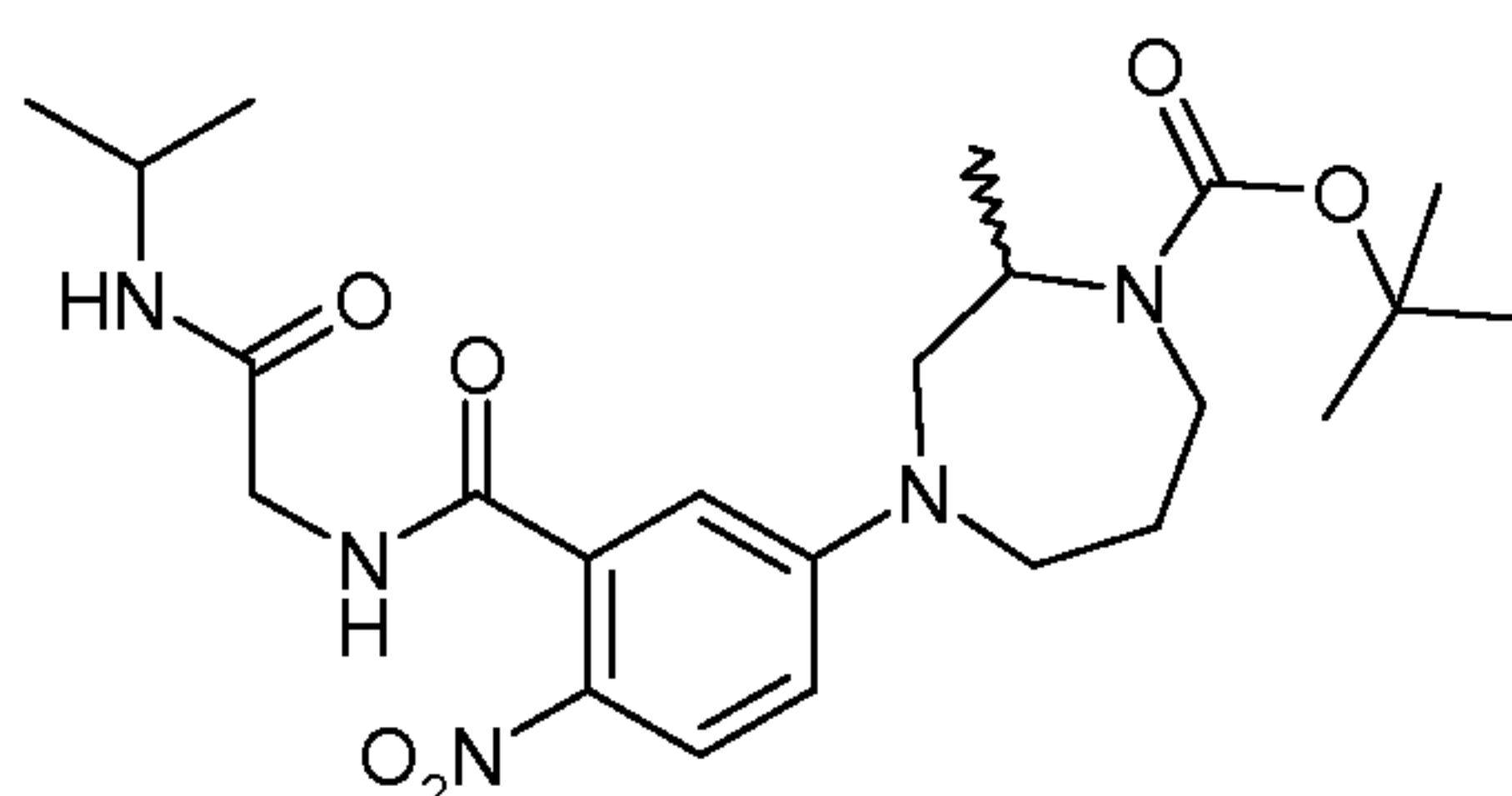


5-Fluoro-*N*-(isopropylcarbamoylmethyl)-2-nitrobenzamide (INTERMEDIATE IV.1) (150 mg, 0.530 mmol), 2-methylperhydro-1,4-diazepine (INTERMEDIATE X.2) (61 mg, 0.530 mmol) and potassium carbonate (220 mg, 1.589 mmol) in acetonitrile (3 mL) were stirred at room

temperature for 48 h followed by heating at 50-60°C for 2 h. The reaction mixture was filtered through a silica plug, solvent evaporated under reduced pressure and crude product purified by chromatography on silica gel with a gradient of DCM to DCM:MeOH (4:1, v/v) as eluent. This afforded *N-isopropylcarbamoylmethyl*-5-(3-methylperhydro-1,4-diazepin-1-yl)-2-nitrobenzamide (72 mg, 0.191 mmol, 36%).

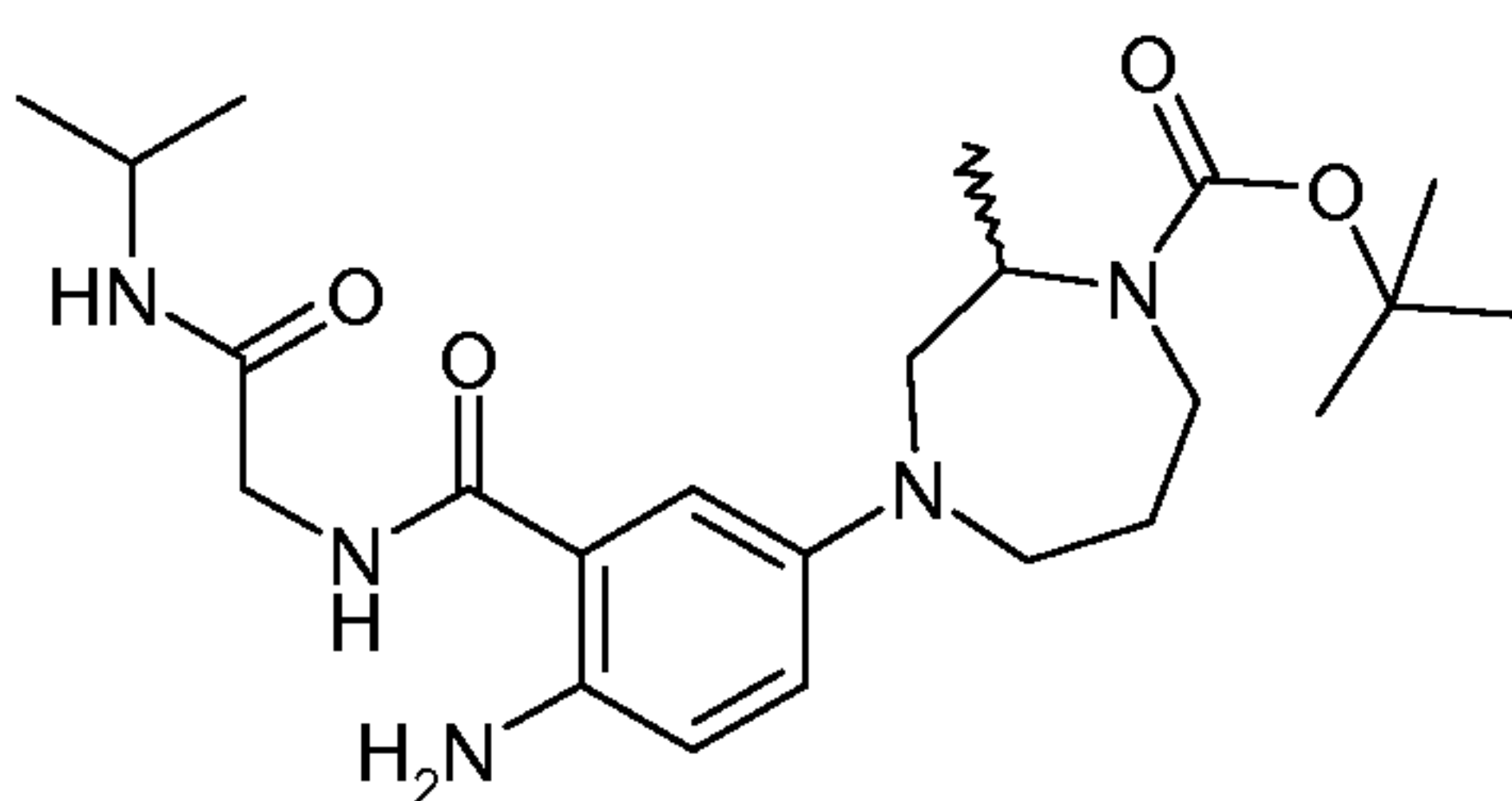
Data for *N-isopropylcarbamoylmethyl*-5-(3-methylperhydro-1,4-diazepin-1-yl)-2-nitrobenzamide: MS (ESI) m/z : 379 ($[M+H]^+$).

b) 4-{3-[(Isopropylcarbamoylmethyl)carbamoyl]-4-nitrophenyl}-2-methylperhydro-1,4-diazepine-1-carboxylic acid *tert*-butyl ester



N-(Isopropylcarbamoylmethyl)-5-(3-methylperhydro-1,4-diazepin-1-yl)-2-nitrobenzamide (72 mg, 0.191 mmol) and di-*tert*-butyldicarbonate (42 mg, 0.191 mmol) in DCM (5 mL) were stirred at room temperature overnight. Solvent was evaporated under reduced pressure to afford crude 4-{3-[(isopropylcarbamoylmethyl)carbamoyl]-4-nitrophenyl}-2-methylperhydro-1,4-diazepine-1-carboxylic acid *tert*-butyl ester (100 mg, 0.209 mmol, 100%) which was used directly in the next step.

c) 4-{4-Amino-3-[(isopropylcarbamoylmethyl)carbamoyl]phenyl}-2-methylperhydro-1,4-diazepine-1-carboxylic acid *tert*-butyl ester



4-{3-[(Isopropylcarbamoylmethyl)carbamoyl]-4-nitrophenyl}-2-methylperhydro-1,4-diazepine-1-carboxylic acid *tert*-butyl ester (100 mg, 0.209 mmol) and 10% Pd/C (10 mg, 0.209 mmol) in MeOH (5 mL) was stirred under 4 bar H₂ (g) at room temperature overnight. The mixture was filtered through a pad of celite and the solvent removed *in vacuo* to afford 4-{4-amino-3-[(isopropylcarbamoylmethyl)carbamoyl]phenyl}-2-methylperhydro-1,4-diazepine-1-carboxylic

acid *tert*-butyl ester (INTERMEDIATE V.53) (94 mg, 0.210 mmol, 100%). This was used directly without purification.

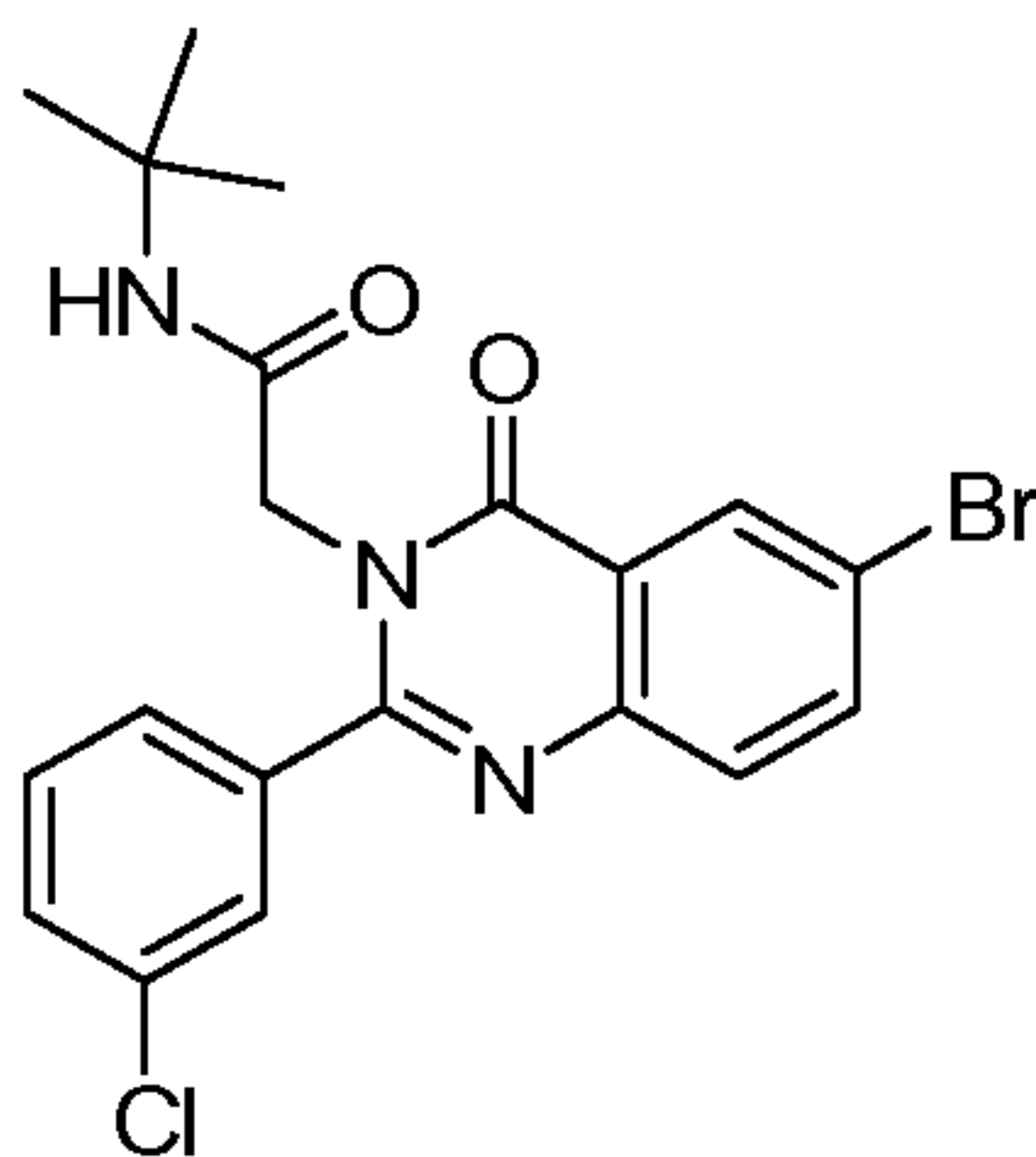
Similarly prepared was:

INTERMEDIATE V.54: 4-{4-Amino-3-[(isopropylcarbamoylmethyl)carbamoyl]phenyl}-6,6-dimethylperhydro-1,4-diazepine-1-carboxylic acid *tert*-butyl ester (from INTERMEDIATE IV.1 and INTERMEDIATE X.10)

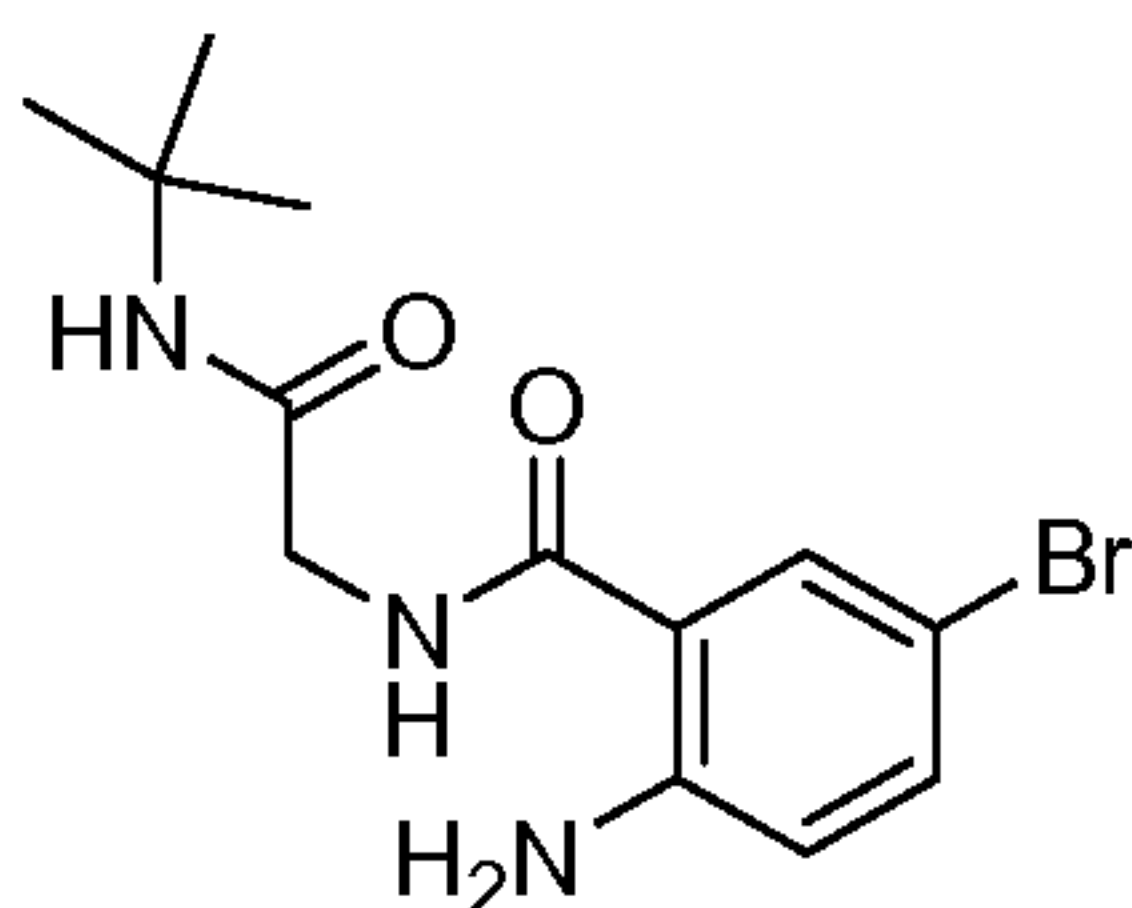
INTERMEDIATE V.55: 4-{4-Amino-3-[(isopropylcarbamoylmethyl)carbamoyl]phenyl}-6-fluoroperhydro-1,4-diazepine-1-carboxylic acid *tert*-butyl ester (from INTERMEDIATE IV.1 and XII.2)

Procedure VI

INTERMEDIATE VI.1: 2-[6-Bromo-2-(3-chlorophenyl)-4-oxo-4*H*-quinazolin-3-yl]-*N*-*tert*-butylacetamide



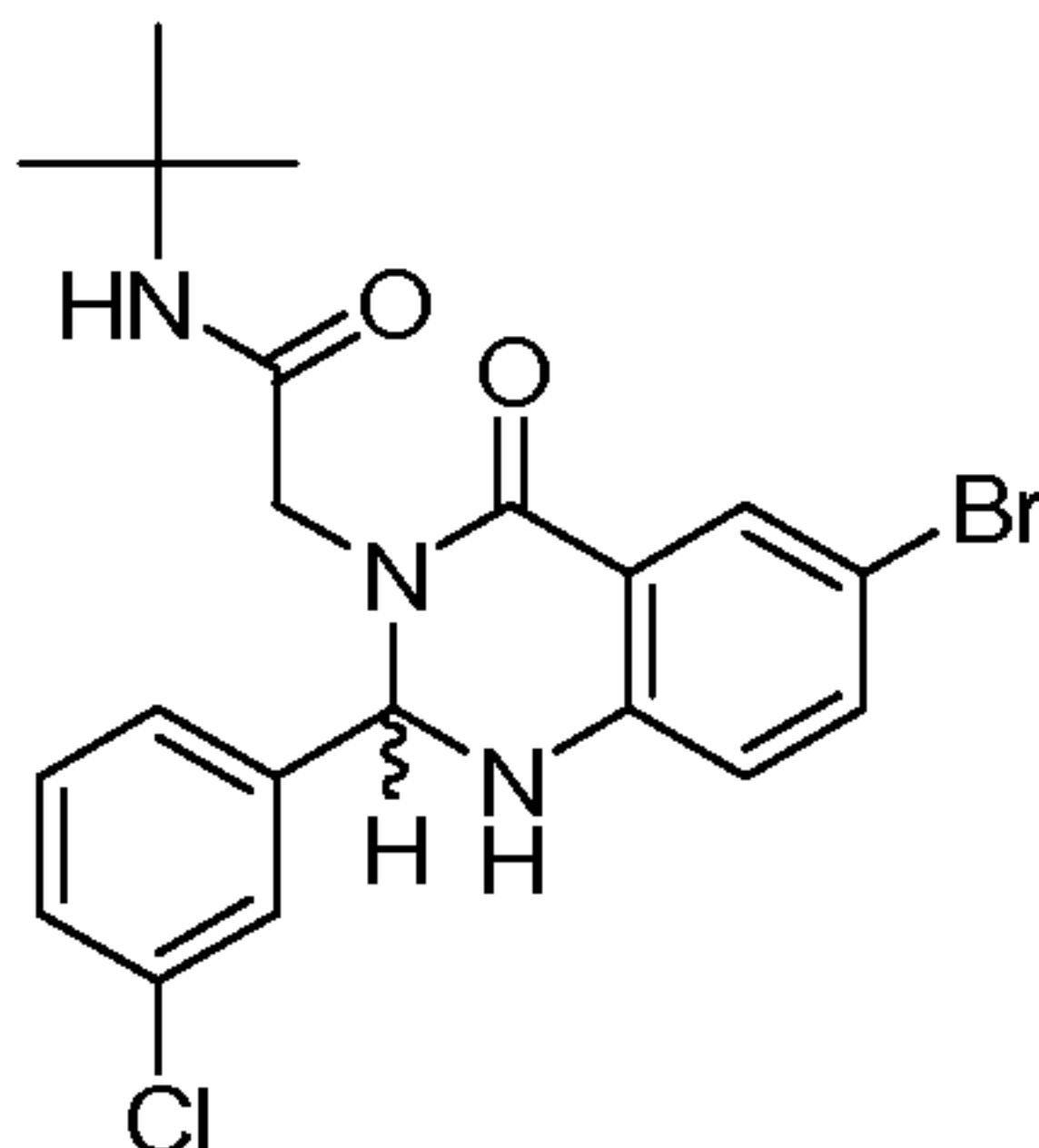
a) 2-Amino-5-bromo-*N*-(*tert*-butylcarbamoylmethyl)benzamide



A suspension of 5-bromoisatoic anhydride (1.2 g, 5.0 mmol) and 2-amino-*N*-*tert*-butylacetamide (INTERMEDIATE I.2) (0.78 g, 6.0 mmol) in acetonitrile (8 mL) was stirred at room temperature for 20 h. The white suspension was filtered, and the white precipitate washed cold EtOH to give 2-amino-5-bromo-*N*-(*tert*-butylcarbamoylmethyl)benzamide (1.06 g, 3.22 mmol, 65%).

Data for 2-amino-5-bromo-N-(tert-butylcarbamoylmethyl)benzamide: ^1H NMR (300 MHz, d^6 -DMSO): δ 8.44 (t, 1H), 7.68 (d, 1H), 7.49 (s, 1H), 7.27 (dd, 1H), 6.67 (d, 1H), 6.56 (br s, 1H), 3.73 (d, 1H), 3.33 (br s, 2H), 1.26 (s, 9H) ppm; MS (ESI) m/z : 328/330 ($[\text{M}+\text{H}]^+$).

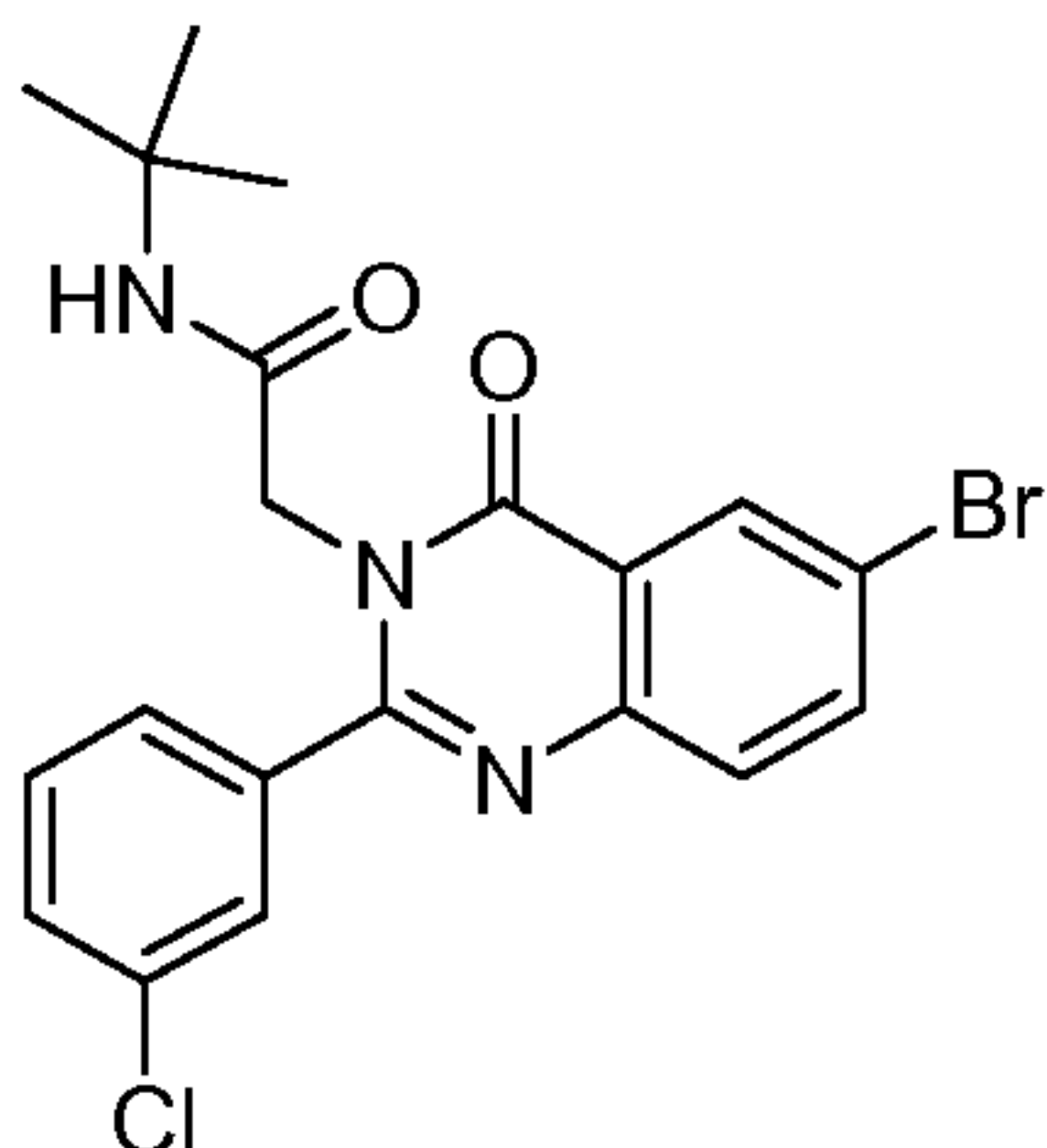
b) 2-[6-Bromo-2-(3-chlorophenyl)-4-oxo-1,4-dihydro-2H-quinazolin-3-yl]-N-tert-butylacetamide



In a capped 20 mL scintillation vial, a solution of 2-amino-5-bromo-N-(tert-butylcarbamoylmethyl)benzamide (0.65 g, 2.0 mmol), 3-chlorobenzaldehyde (0.27 mL, 2.4 mmol) and catalytic glacial acetic acid (2 drops) in anhydrous ethanol (10 mL) was heated with stirring at 85 °C for 16 h. The resulting white suspension was cooled to room temperature, the white solid collected by suction filtration and washed with cold EtOH to give 2-[6-bromo-2-(3-chlorophenyl)-4-oxo-1,4-dihydro-2H-quinazolin-3-yl]-N-tert-butylacetamide (0.53 g, 1.21 mmol, 58%).

Data for 2-[6-bromo-2-(3-chlorophenyl)-4-oxo-1,4-dihydro-2H-quinazolin-3-yl]-N-tert-butylacetamide: MS (ESI) m/z : 450/452 ($[\text{M}+\text{H}]^+$).

c) 2-(6-Bromo-2-(3-chlorophenyl)-4-oxoquinazolin-3(4H)-yl)-N-tert-butylacetamide



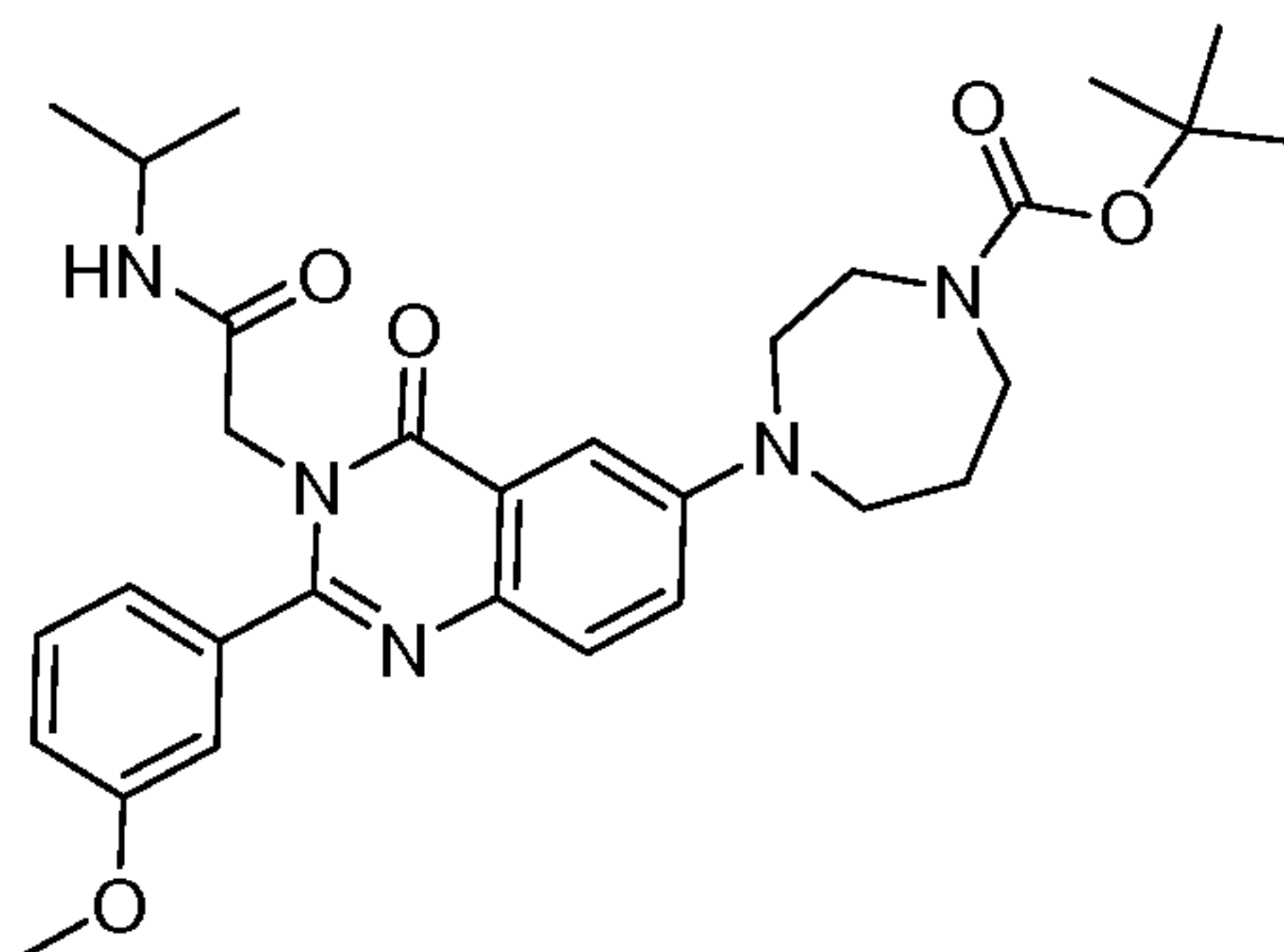
In a capped 20 mL scintillation vial, a mixture of 2-[6-bromo-2-(3-chlorophenyl)-4-oxo-1,4-dihydro-2H-quinazolin-3-yl]-N-tert-butylacetamide (0.51 g, 1.13 mmol) and manganese(IV) dioxide (0.44 g, 5.10 mmol) in chloroform (10 mL) was heated at 70 °C for 3 h. The black suspension was cooled to room temperature, filtered through a pad of celite and

concentrated *in vacuo* to provide 2-[6-bromo-2-(3-chlorophenyl)-4-oxo-4H-quinazolin-3-yl]-N-tert-butylacetamide (INTERMEDIATE VI.1) (0.51 g, 1.13 mmol, 100%) as a white solid.

Data for 2-[6-bromo-2-(3-chlorophenyl)-4-oxo-4H-quinazolin-3-yl]-N-tert-butylacetamide (INTERMEDIATE VI.1): $^1\text{H NMR}$ (300 MHz, CDCl_3): δ 9.44 (d, 1H), 7.86 (dd, 1H), 7.65-7.54 (m, 2H), 7.53-7.4 (m, 3H), 5.47 (s, 1H), 4.46 (s, 2H), 1.34 (s, 9H) ppm; MS (ESI) m/z : 448/450 ($[\text{M}+\text{H}]^+$).

Procedure VII

INTERMEDIATE VII.1: 4-[3-(isopropylcarbamoylmethyl)-2-(3-methoxyphenyl)-4-oxo-3,4-dihydroquinazolin-6-yl]perhydro-1,4-diazepine-1-carboxylic acid tert-butyl ester



A mixture of 4-{4-Amino-3-[(isopropylcarbamoylmethyl)carbamoyl]phenyl}perhydro-1,4-diazepine-1-carboxylic acid *tert*-butyl ester (INTERMEDIATE V.2) (300 mg, 0.69 mmol) and ethyl 3-methoxybenzimidate hydrochloride (INTERMEDIATE II.2) (298 mg, 1.38 mmol) in EtOH (6 mL) was heated at reflux temperature for 16 h. The reaction mixture was cooled, filtered and the filtrate concentrated *in vacuo*. The crude residue was purified by preparative HPLC to afford 4-[3-(isopropylcarbamoylmethyl)-2-(3-methoxyphenyl)-4-oxo-3,4-dihydroquinazolin-6-yl]perhydro-1,4-diazepine-1-carboxylic acid *tert*-butyl ester (INTERMEDIATE VII.1) (50 mg, 0.09 mmol, 13%).

Similarly prepared were:

INTERMEDIATE VII.2: 4-[2-(3-Chlorophenyl)-3-(isopropylcarbamoylmethyl)-4-oxo-3,4-dihydroquinazolin-6-yl]perhydro-1,4-diazepine-1-carboxylic acid *tert*-butyl ester (from INTERMEDIATE V.2 and II.1)

INTERMEDIATE VII.3: 4-[2-(3-Chlorophenyl)-3-(isopropylcarbamoylmethyl)-4-oxo-3,4-dihydroquinazolin-6-yl]piperazine-1-carboxylic acid *tert*-butyl ester (from INTERMEDIATE V.3 and II.1)

INTERMEDIATE VII.4: 4-[3-(*tert*-Butylcarbamoylmethyl)-2-(3-chloro-4-fluorophenyl)-4-oxo-3,4-dihydroquinazolin-6-yl]perhydro-1,4-diazepine-1-carboxylic acid *tert*-butyl ester (from INTERMEDIATE V.38 and II.4)

INTERMEDIATE VII.5: 4-[3-(*tert*-Butylcarbamoylmethyl)-2-(4-fluoro-3-methoxyphenyl)-4-oxo-3,4-dihydroquinazolin-6-yl]perhydro-1,4-diazepine-1-carboxylic acid *tert*-butyl ester (from INTERMEDIATE V.38 and II.3)

INTERMEDIATE VII.6: 4-[2-(3-Chloro-4-fluorophenyl)-3-(isopropylcarbamoylmethyl)-4-oxo-3,4-dihydroquinazolin-6-yl]perhydro-1,4-diazepine-1-carboxylic acid *tert*-butyl ester (from INTERMEDIATE V.2 and II.4)

INTERMEDIATE VII.7: 4-[2-(4-Fluoro-3-methoxyphenyl)-3-(isopropylcarbamoylmethyl)-4-oxo-3,4-dihydroquinazolin-6-yl]perhydro-1,4-diazepine-1-carboxylic acid *tert*-butyl ester (from INTERMEDIATE V.2 and II.3)

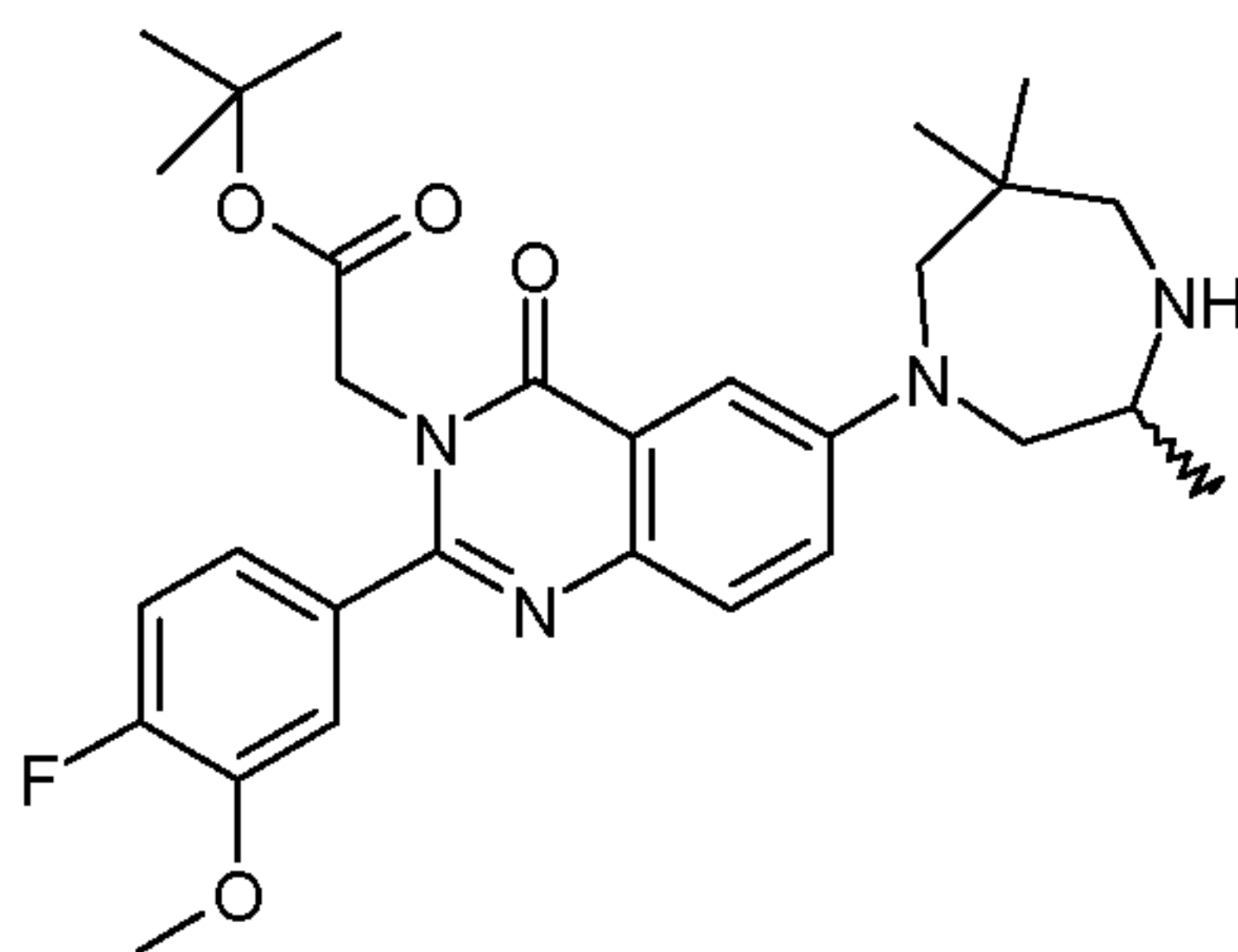
INTERMEDIATE VII.8: [2-(3-Chloro-4-fluorophenyl)-6-(4-ethylperhydro-1,4-diazepin-1-yl)-4-oxo-4*H*-quinazolin-3-yl]acetic acid *tert*-butyl ester (from INTERMEDIATE V.30 and II.4)

INTERMEDIATE VII.9: {2-(4-Fluoro-3-methoxyphenyl)-6-[4-(2-hydroxyethyl)perhydro-1,4-diazepin-1-yl]-4-oxo-4*H*-quinazolin-3-yl}acetic acid *tert*-butyl ester (from INTERMEDIATE V.41 and II.3)

INTERMEDIATE VII.10: 4-[2-(4-Fluoro-3-methoxyphenyl)-3-(isopropylcarbamoylmethyl)-4-oxo-3,4-dihydroquinazolin-6-yl]-6,6-dimethylperhydro-1,4-diazepine-1-carboxylic acid *tert*-butyl ester (from INTERMEDIATE V.54 and II.3)

INTERMEDIATE VII.11: 4-[2-(3-Chloro-4-fluorophenyl)-3-(isopropylcarbamoylmethyl)-4-oxo-3,4-dihydroquinazolin-6-yl]-6,6-dimethylperhydro-1,4-diazepine-1-carboxylic acid *tert*-butyl ester (from INTERMEDIATE V.54 and II.2)

INTERMEDIATE VII.12: [2-(4-Fluoro-3-methoxyphenyl)-4-oxo-6-(3,6,6-trimethylperhydro-1,4-diazepin-1-yl)-4*H*-quinazolin-3-yl]acetic acid *tert*-butyl ester



[2-Amino-5-(3,6,6-trimethylperhydro-1,4-diazepin-1-yl)benzoylamino]acetic acid *tert*-butyl ester (INTERMEDIATE V.44) (1.00 g, 2.56 mmol), 4-fluoro-3-methoxybenzaldehyde (414 mg, 2.69 mmol), ethanol (20 mL) and acetic acid (3 drops) were stirred overnight at reflux temperature. Solvent was evaporated under reduced pressure. The crude reaction mixture was purified by SCX with product eluted with 2N NH₃/MeOH. Solvent was evaporated under reduced pressure and the product dissolved in toluene (10 mL) and water (10 mL). Potassium hexacyanoferrate (III) (8.43 g, 25.6 mmol) was added and the reaction mixture stirred vigorously overnight. The reaction was then quenched by the addition of methanol (300 mL), the mixture filtered through a celite pad and the cake washed with further methanol (200 mL). The filtrate was evaporated to dryness and purified by chromatography on silica gel with a gradient of DCM to DCM:MeOH (3:1, v/v) as eluent to afford [2-(4-fluoro-3-methoxyphenyl)-4-oxo-6-(3,6,6-trimethylperhydro-1,4-diazepin-1-yl)-4H-quinazolin-3-yl]acetic acid *tert*-butyl ester (INTERMEDIATE VII.12) (160 mg, 0.305 mmol, 12 %).

INTERMEDIATE VII.13: [2-(3-Chloro-4-fluorophenyl)-6-(1,4-diazabicyclo[3.2.2]non-4-yl)-4-oxo-4H-quinazolin-3-yl]acetic acid *tert*-butyl ester (from INTERMEDIATE V.51)

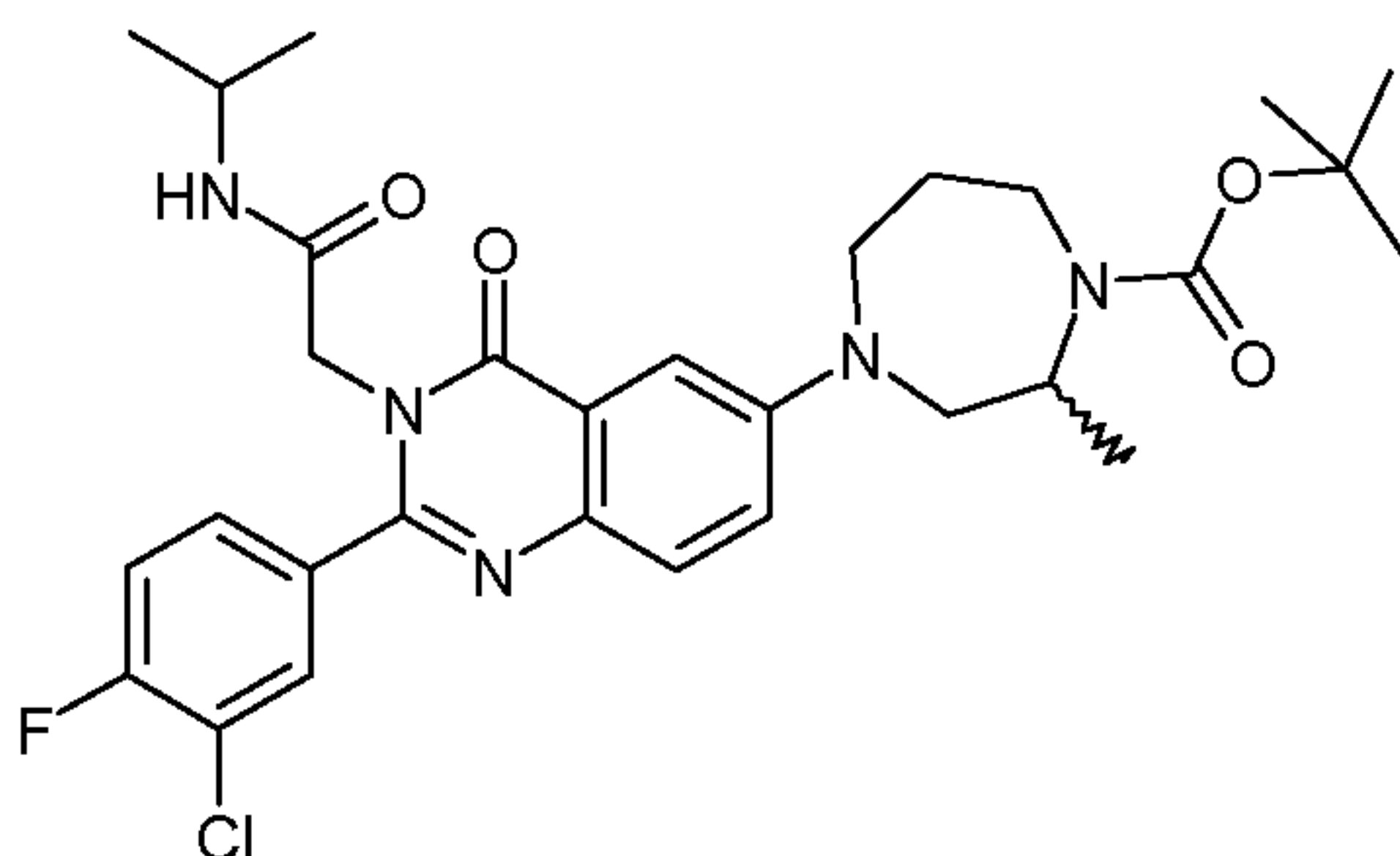
INTERMEDIATE VII.14: [6-(1,4-Diazabicyclo[3.2.2]non-4-yl)-2-(3,5-dimethoxyphenyl)-4-oxo-4H-quinazolin-3-yl]acetic acid *tert*-butyl ester (from INTERMEDIATE V.51)

INTERMEDIATE VII.15: [6-(1,4-Diazabicyclo[3.2.2]non-4-yl)-2-(4-fluoro-3-methoxyphenyl)-4-oxo-4H-quinazolin-3-yl]acetic acid *tert*-butyl ester (from INTERMEDIATE V.51)

INTERMEDIATE VII.16: [6-(3-Ethyl-6,6-dimethylperhydro-1,4-diazepin-1-yl)-2-(4-fluoro-3-methoxyphenyl)-4-oxo-4H-quinazolin-3-yl]acetic acid *tert*-butyl ester (from INTERMEDIATE V.45)

INTERMEDIATE VII.17: [2-(3-Chloro-4-fluorophenyl)-6-((R)-3-methylpiperazin-1-yl)-4-oxo-4H-quinazolin-3-yl]acetic acid *tert*-butyl ester (from INTERMEDIATE V.50)

INTERMEDIATE VII.18: 4-[2-(3-Chloro-4-fluorophenyl)-3-(isopropylcarbamoylmethyl)-4-oxo-3,4-dihydroquinazolin-6-yl]-2-methylperhydro-1,4-diazepine-1-carboxylic acid *tert*-butyl ester



4-{4-Amino-3-[(isopropylcarbamoylmethyl)carbamoyl]phenyl}-2-methylperhydro-1,4-diazepine-1-carboxylic acid *tert*-butyl ester (INTERMEDIATE V.53) (94 mg, 0.201 mmol), 3-chloro-4-fluorobenzaldehyde (40 mg, 0.252 mmol) and acetic acid (3 μ L, catalytic) were dissolved in ethanol (3 mL) in a microwave vial and the vial sealed. The reaction mixture was stirred at 90 °C for 16 h. The reaction mixture was evaporated to dryness, crude material dissolved in DCM (3 mL) and manganese dioxide (80 mg, 0.840 mmol) was added. The reaction mixture was stirred in a sealed vial at 60 °C for 3h. TLC showed incomplete reaction so additional manganese dioxide (80 mg, 0.840 mmol) was added and the reaction mixture heated at 60 °C for a further 2h. Solvent was evaporated under reduced pressure and crude product purified by chromatography on silica gel with DCM:MeOH (9:1, v/v) as eluent. This afforded 4-[2-(3-chloro-4-fluorophenyl)-3-(isopropylcarbamoylmethyl)-4-oxo-3,4-dihydroquinazolin-6-yl]-2-methylperhydro-1,4-diazepine-1-carboxylic acid *tert*-butyl ester (INTERMEDIATE VII.18) (65 mg, 0.111 mmol, 53%).

Data for 4-[2-(3-chloro-4-fluorophenyl)-3-(isopropylcarbamoylmethyl)-4-oxo-3,4-dihydroquinazolin-6-yl]-2-methylperhydro-1,4-diazepine-1-carboxylic acid *tert*-butyl ester (INTERMEDIATE VII.18): MS (ESI) *m/z*: 586/588 ([M+H]⁺).

INTERMEDIATE VII.19: (S)-4-[2-(3-Chloro-4-fluorophenyl)-3-(isopropylcarbamoylmethyl)-4-oxo-3,4-dihydroquinazolin-6-yl]-2-isopropylpiperazine-1-carboxylic acid *tert*-butyl ester (from INTERMEDIATE V.42)

INTERMEDIATE VII.20: [2-(3-Chloro-4-fluorophenyl)-6-(hexahydropyrrolo[1,2-*a*]pyrazin-2-yl)-4-oxo-4*H*-quinazolin-3-yl]acetic acid *tert*-butyl ester (from INTERMEDIATE V.21)

INTERMEDIATE VII.21: [2-(3-Chloro-4-fluorophenyl)-6-(4-isopropylperhydro-1,4-diazepin-1-yl)-4-oxo-4*H*-quinazolin-3-yl]acetic acid *tert*-butyl ester (from INTERMEDIATE V.52)

INTERMEDIATE VII.22: [2-(3-Chloro-4-fluorophenyl)-6-(dimethylperhydro-1,4-diazepin-1-yl)-4-oxo-4*H*-quinazolin-3-yl]acetic acid *tert*-butyl ester (from INTERMEDIATE V.43)

INTERMEDIATE VII.23: [2-(3-Chlorophenyl)-6-(4-isopropylperhydro-1,4-diazepin-1-yl)-4-oxo-4*H*-quinazolin-3-yl]acetic acid *tert*-butyl ester (from INTERMEDIATE V.52)

INTERMEDIATE VII.24: [6-(4-Ethylperhydro-1,4-diazepin-1-yl)-2-(4-fluoro-3-methoxyphenyl)-4-oxo-4*H*-quinazolin-3-yl]acetic acid *tert*-butyl ester (from INTERMEDIATE V.30)

INTERMEDIATE VII.25: [6-(6,6-Dimethyl-3-propylperhydro-1,4-diazepin-1-yl)-2-(4-fluoro-3-methoxyphenyl)-4-oxo-4*H*-quinazolin-3-yl]acetic acid *tert*-butyl ester (from INTERMEDIATE V.39)

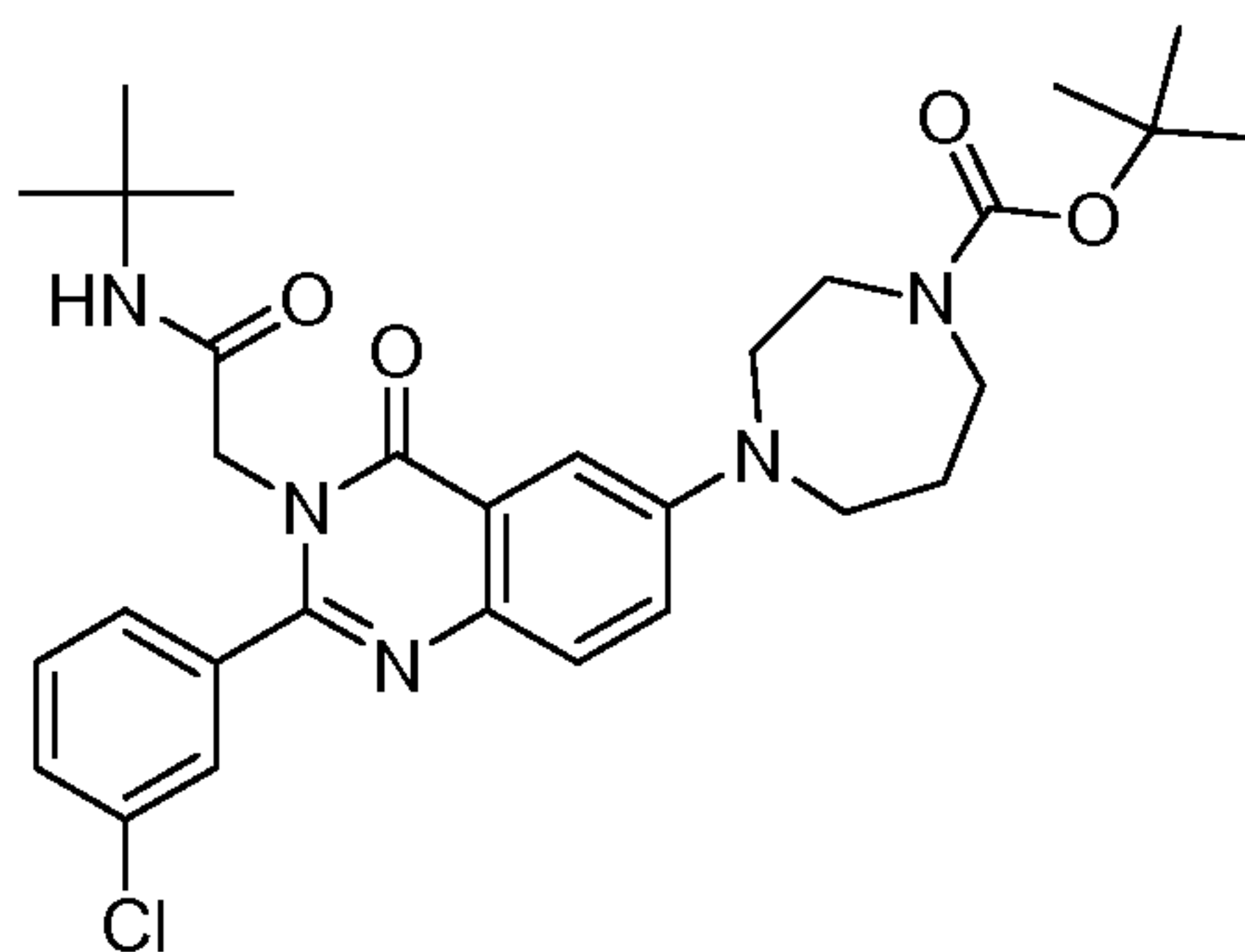
INTERMEDIATE VII.26: [2-(4-Fluoro-3-methoxyphenyl)-6-((S)-3-isopropyl-6,6-dimethylperhydro-1,4-diazepin-1-yl)-4-oxo-4*H*-quinazolin-3-yl]acetic acid *tert*-butyl ester (from INTERMEDIATE V.40)

INTERMEDIATE VII.27: 4-[2-(3-Chloro-4-fluorophenyl)-3-(isopropylcarbamoylmethyl)-4-oxo-3,4-dihydroquinazolin-6-yl]-6-fluoroperhydro-1,4-diazepine-1-carboxylic acid *tert*-butyl ester (from INTERMEDIATE V.55)

INTERMEDIATE VII.28: 4-[2-(3-Chloro-4-fluorophenyl)-3-(isopropylcarbamoylmethyl)-4-oxo-3,4-dihydroquinazolin-6-yl]piperazine-1-carboxylic acid *tert*-butyl ester (from INTERMEDIATE V.3)

Procedure VIII

INTERMEDIATE VIII.1: 4-[3-(*tert*-Butylcarbamoylmethyl)-2-(3-chlorophenyl)-4-oxo-3,4-dihydroquinazolin-6-yl]perhydro-1,4-diazepine-1-carboxylic acid *tert*-butyl ester

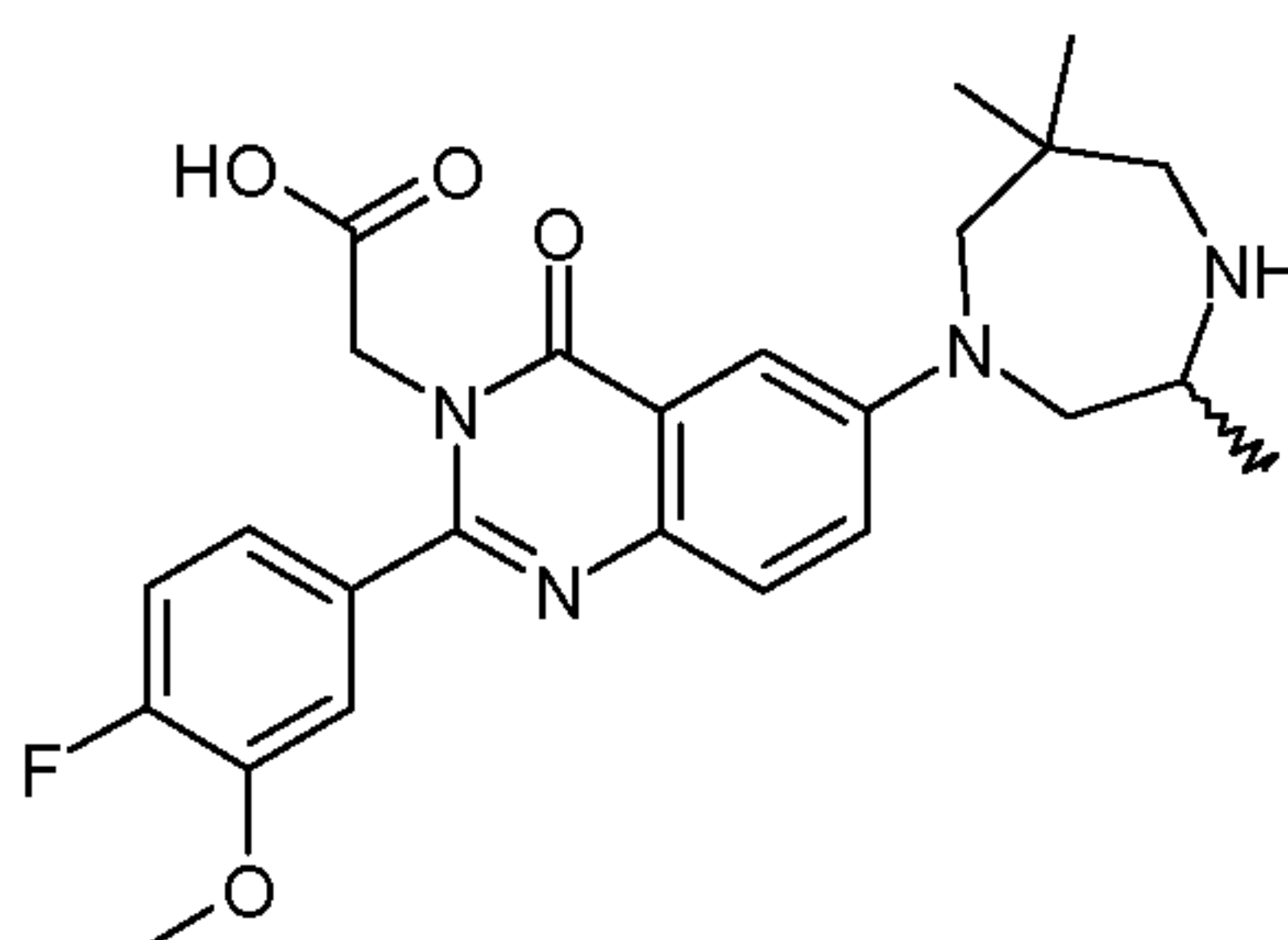


Racemic-2,2'-bis(diphenylphosphino)-1,1'-binaphthyl (5 mg, 0.009 mmol) and anhydrous toluene (0.5 mL) was heated in a microwave vial with stirring at 80 °C under an Argon atmosphere until a homogeneous milky solution was obtained (~5 min). This solution was cooled to room temperature and palladium(II) acetate (2 mg, 0.006 mmol) was added. After stirring at room temperature for 2 min., 2-[6-bromo-2-(3-chlorophenyl)-4-oxo-4*H*-quinazolin-3-yl]-*N*-*tert*-butylacetamide (INTERMEDIATE VI.1) (67 mg, 0.15 mmol), *tert*-butyl-1-homopiperazinecarboxylate (35 μ L, 0.18 mmol) and freshly ground cesium carbonate (68 mg, 0.21 mmol) were added to the red solution. Anhydrous dioxane (0.2 mL) was added to rinse down solid left on the side of the vial. The vial was capped and heated in a microwave at 120 °C for 40 min. The reaction mixture was diluted with DCM (3 mL), filtered and the filtrate concentrated *in vacuo*. This crude product was purified by preparative TLC on silica gel with hexane:EtOAc:CH₂Cl₂ (1:1:1, v/v) as eluent to give 4-[3-(*tert*-butylcarbamoylmethyl)-2-(3-chlorophenyl)-4-oxo-3,4-dihydroquinazolin-6-yl]perhydro-1,4-diazepine-1-carboxylic acid *tert*-butyl ester (INTERMEDIATE VIII.1) (38.9 mg, 0.07 mmol, 46%) as a yellow solid.

Data for 4-[3-(*tert*-butylcarbamoylmethyl)-2-(3-chlorophenyl)-4-oxo-3,4-dihydroquinazolin-6-yl]perhydro-1,4-diazepine-1-carboxylic acid *tert*-butyl ester (INTERMEDIATE VIII.1): ^1H NMR (300 MHz, CDCl_3): δ 7.7-7.4 (m, 6H), 7.3-7.2 (m, 1H), 5.70 (s, 1H), 4.43 (s, 2H), 3.7-3.6 (m, 6H), 3.3-3.2 (m, 2H), 2.02 (m, 2H), 1.33 (s, 18H) ppm; MS (ESI) m/z : 568/570 ($[\text{M}+\text{H}]^+$).

Procedure IX

INTERMEDIATE IX.1: [2-(4-Fluoro-3-methoxyphenyl)-4-oxo-6-(3,6,6-trimethylperhydro-1,4-diazepin-1-yl)-4H-quinazolin-3-yl]acetic acid



[2-(4-Fluoro-3-methoxyphenyl)-4-oxo-6-(3,6,6-trimethylperhydro-1,4-diazepin-1-yl)-4H-quinazolin-3-yl]acetic acid *tert*-butyl ester (INTERMEDIATE VII.12) (160 mg, 0.305 mmol) was dissolved in DCM (10 mL) and TFA (3 mL) added. The reaction mixture was stirred at room temperature overnight. Crude reaction mixture was poured directly onto an SCX cartridge, the cartridge was washed with MeOH and product eluted with 2N NH_3/MeOH . Solvent was removed under reduced pressure to afford [2-(4-fluoro-3-methoxyphenyl)-4-oxo-6-(3,6,6-trimethylperhydro-1,4-diazepin-1-yl)-4H-quinazolin-3-yl]acetic acid (INTERMEDIATE IX.1) which was used without further purification.

Data for [2-(4-fluoro-3-methoxyphenyl)-4-oxo-6-(3,6,6-trimethylperhydro-1,4-diazepin-1-yl)-4H-quinazolin-3-yl]acetic acid (INTERMEDIATE IX.1): MS (ESI) m/z : 469 ($[\text{M}+\text{H}]^+$).

Similarly prepared from were:

INTERMEDIATE IX.2: [6-(1,4-Diazabicyclo[3.2.2]non-4-yl)-2-(3,5-dimethoxyphenyl)-4-oxo-4H-quinazolin-3-yl]acetic acid (from INTERMEDIATE VII.14)

INTERMEDIATE IX.3: [6-(3-Ethyl-6,6-dimethylperhydro-1,4-diazepin-1-yl)-2-(4-fluoro-3-methoxyphenyl)-4-oxo-4H-quinazolin-3-yl]acetic acid (from INTERMEDIATE VII.16)

INTERMEDIATE IX.4: [2-(3-Chloro-4-fluorophenyl)-6-(dimethylperhydro-1,4-diazepin-1-yl)-4-oxo-4H-quinazolin-3-yl]acetic acid (from INTERMEDIATE VII.22)

INTERMEDIATE IX.5: [6-(6,6-Dimethyl-3-propylperhydro-1,4-diazepin-1-yl)-2-(4-fluoro-3-methoxyphenyl)-4-oxo-4H-quinazolin-3-yl]acetic acid (from INTERMEDIATE VII.25)

INTERMEDIATE IX.6: [2-(4-Fluoro-3-methoxyphenyl)-6-((S)-3-isopropyl-6,6-dimethylperhydro-1,4-diazepin-1-yl)-4-oxo-4H-quinazolin-3-yl]acetic acid (from INTERMEDIATE VII.26)

INTERMEDIATE IX.7: [6-(1,4-Diazabicyclo[3.2.2]non-4-yl)-2-(4-fluoro-3-methoxyphenyl)-4-oxo-4H-quinazolin-3-yl]acetic acid (from INTERMEDIATE VII.15)

INTERMEDIATE IX.8: [2-(3-Chloro-4-fluorophenyl)-6-((R)-3-methylpiperazin-1-yl)-4-oxo-4H-quinazolin-3-yl]acetic acid (from INTERMEDIATE VII.17)

INTERMEDIATE IX.9: [2-(3-Chloro-4-fluorophenyl)-6-(hexahydropyrrolo[1,2-a]pyrazin-2-yl)-4-oxo-4H-quinazolin-3-yl]acetic acid (from INTERMEDIATE VII.20)

INTERMEDIATE IX.10: [2-(3-Chloro-4-fluorophenyl)-6-(4-isopropylperhydro-1,4-diazepin-1-yl)-4-oxo-4H-quinazolin-3-yl]acetic acid (from INTERMEDIATE VII.21)

INTERMEDIATE IX.11: [6-(4-Ethylperhydro-1,4-diazepin-1-yl)-2-(4-fluoro-3-methoxyphenyl)-4-oxo-4H-quinazolin-3-yl]acetic acid (from INTERMEDIATE VII.24)

INTERMEDIATE IX.12: [2-(3-Chloro-4-fluorophenyl)-6-(4-ethylperhydro-1,4-diazepin-1-yl)-4-oxo-4H-quinazolin-3-yl]acetic acid (from INTERMEDIATE VII.8)

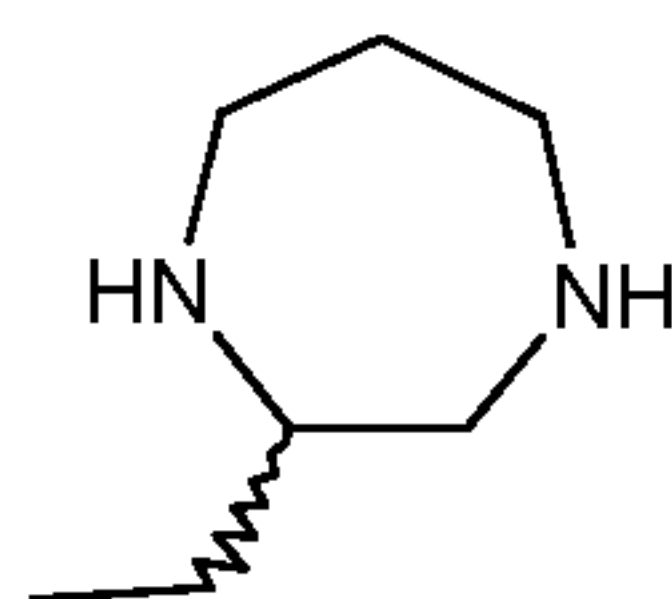
INTERMEDIATE IX.13: {2-(4-Fluoro-3-methoxyphenyl)-6-[4-(2-hydroxyethylperhydro-1,4-diazepin-1-yl)-4-oxo-4H-quinazolin-3-yl]}acetic acid (from INTERMEDIATE VII.9)

INTERMEDIATE IX.14: [2-(3-Chlorophenyl)-6-(4-isopropylperhydro-1,4-diazepin-1-yl)-4-oxo-4H-quinazolin-3-yl]acetic acid (from INTERMEDIATE VII.23)

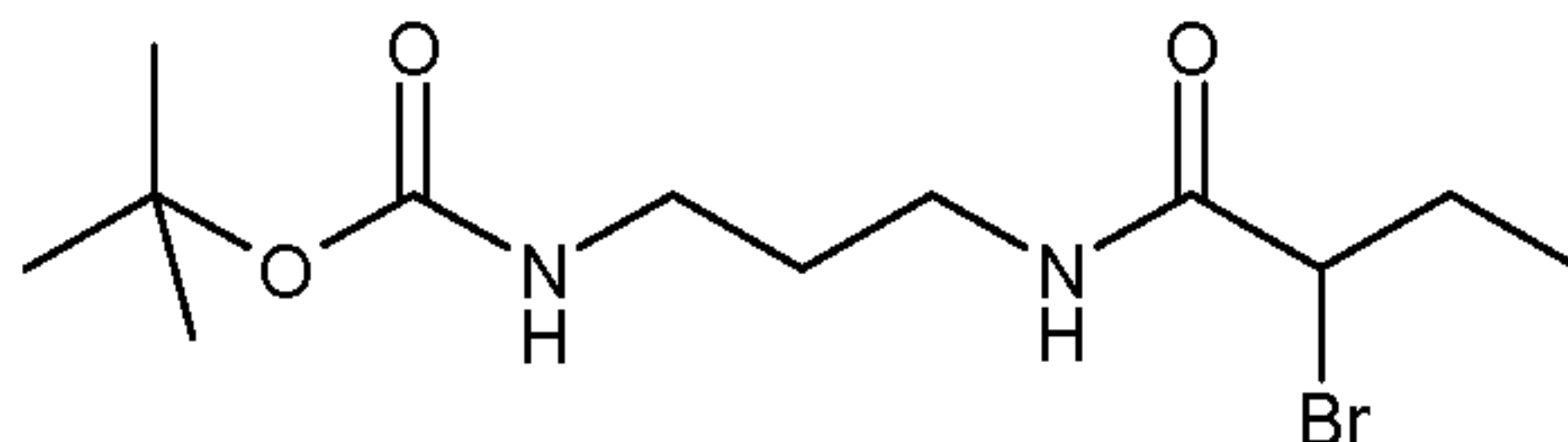
INTERMEDIATE IX.15: [2-(3-Chloro-4-fluorophenyl)-6-(1,4-diazabicyclo[3.2.2]non-4-yl)-4-oxo-4H-quinazolin-3-yl]acetic acid (from INTERMEDIATE VII.13)

Procedure X

INTERMEDIATE X.1: 2-Ethylperhydro-1,4-diazepine



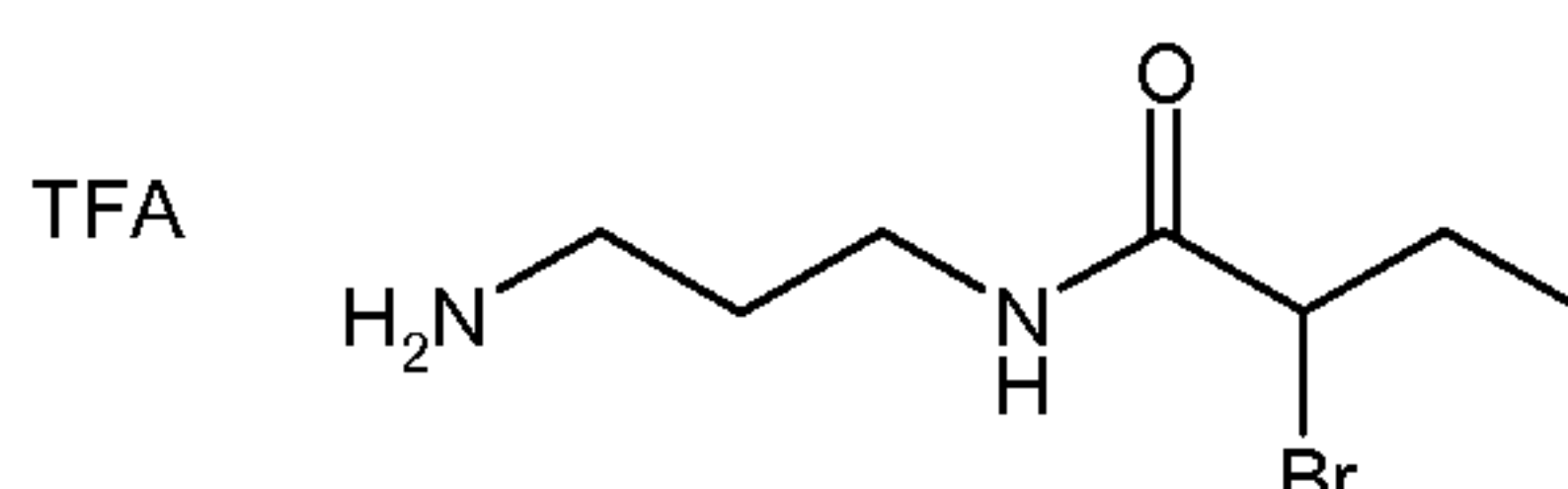
a) [3-(2-Bromobutyrylamino)propyl]carbamic acid *tert*-butyl ester



1-Propanephosphonic acid cyclic anhydride (4.11 g, 3.84 mL, 6.46 mmol) was added to a cooled solution of *tert*-butyl 3-aminopropylcarbamate (750 mg, 4.30 mmol), 2-bromobutanoic acid (791 mg, 0.51 mL, 4.73 mmol) and triethylamine (1.31 g, 1.82 mL, 12.91 mmol) in DCM

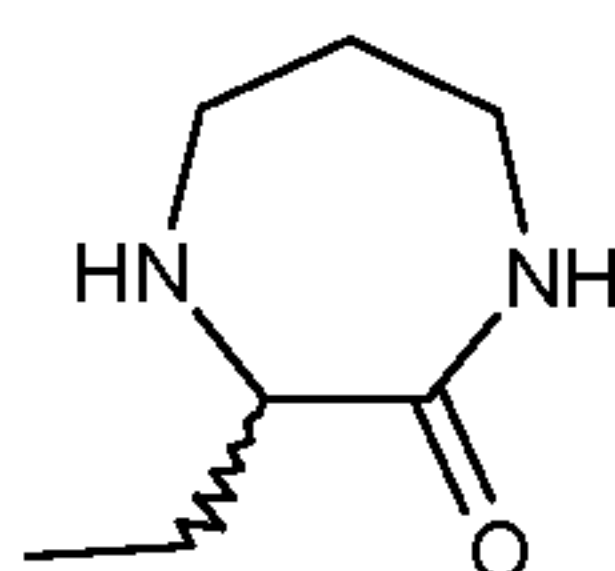
(5 mL). The reaction mixture was stirred at room temperature for 2 h followed by addition of Na_2CO_3 (aq.). This was stirred for 30 min and then the organic layer separated. Solvent was evaporated under reduced pressure and crude product purified by chromatography on silica gel with DCM:MeOH (9:1, v/v) as eluent. This afforded [3-(2-bromobutyrylamino)propyl]carbamic acid *tert*-butyl ester (1.41 g, 4.36 mmol, 100%).

b) N-(3-Aminopropyl)-2-bromobutyramide trifluoroacetic acid salt



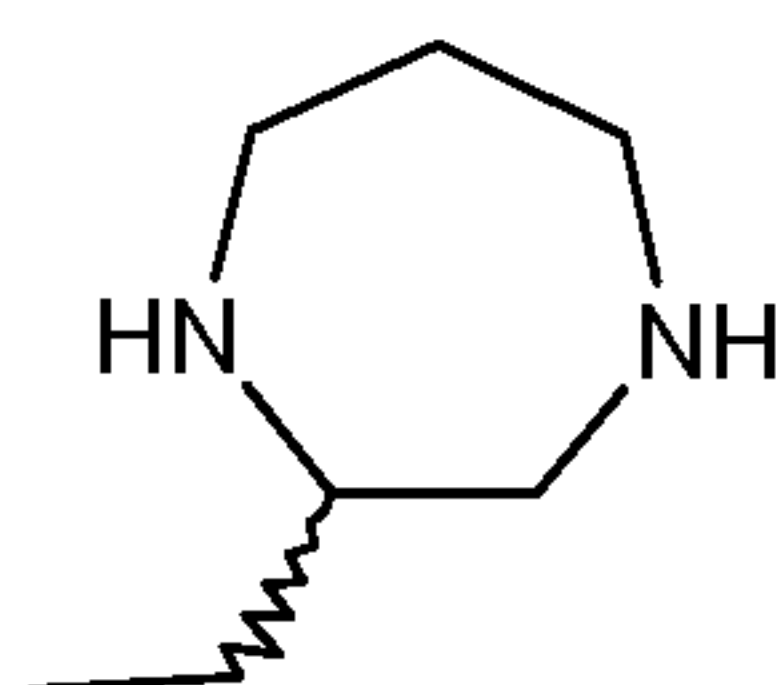
[3-(2-Bromobutyrylamino)propyl]carbamic acid *tert*-butyl ester (1.41 g, 4.36 mmol) was treated with TFA:DCM (1:1 (v/v), 20 mL) and the solution stirred at room temperature for 3 h. The volatiles were removed *in vacuo* and crude product, isolated as the trifluoroacetic acid salt, used directly in the next stage.

c) 3-Ethylperhydro-1,4-diazepin-2-one



N-(3-Aminopropyl)-2-bromobutyramide trifluoroacetic acid salt (1.8 g, 5.33 mmol), K_2CO_3 (2.94 g, 21.33 mmol) and acetonitrile (30 mL) were combined and stirred at 140°C in a microwave for 3500 seconds. Analysis showed presence of a considerable amount of starting material so the reaction mixture was subjected to a further 2000 seconds at 140°C. The reaction mixture was diluted with DCM (50 mL) and filtered through celite. Solvent was evaporated under reduced pressure and purified by chromatography on silica gel with a gradient of DCM to DCM:MeOH (3:1, v/v) as eluent. This afforded 3-ethylperhydro-1,4-diazepin-2-one (540 mg, 3.80 mmol, 71%).

d) 2-Ethylperhydro-1,4-diazepine



Lithium aluminium hydride (475 mg, 12.49 mmol) was added portionwise to a stirred solution of 3-ethylperhydro-1,4-diazepin-2-one (740 mg, 5.20 mmol) in THF (10 mL). After the resultant effervescence had subsided, the reaction mixture was heated at 50-60°C for 3 h. The reaction mixture was cooled and quenched by the slow addition of water and 10% NaOH (aq.). The reaction mixture was diluted with diethyl ether (20 mL) and filtered through celite. The filter cake was washed thoroughly with THF (50 mL), diethyl ether (50 mL), THF (50 mL) and diethyl ether (50 mL). Evaporation under reduced pressure afforded 2-ethylperhydro-1,4-diazepine (INTERMEDIATE X.1) (615 mg, 5.20 mmol), 92%).

Similarly prepared were:

INTERMEDIATE X.2: 2-Methylperhydro-1,4-diazepine

INTERMEDIATE X.3: 2-Propylperhydro-1,4-diazepine

INTERMEDIATE X.4: 2-(2-Methanesulfonyl)perhydro-1,4-diazepine

INTERMEDIATE X.5: (S)-2-Isopropylperhydro-1,4-diazepine

INTERMEDIATE X.6: (R)-2-Isopropylperhydro-1,4-diazepine

INTERMEDIATE X.7: 2,6,6-Trimethylperhydro-1,4-diazepine

INTERMEDIATE X.8: 2-Ethyl-6,6-dimethylperhydro-1,4-diazepine

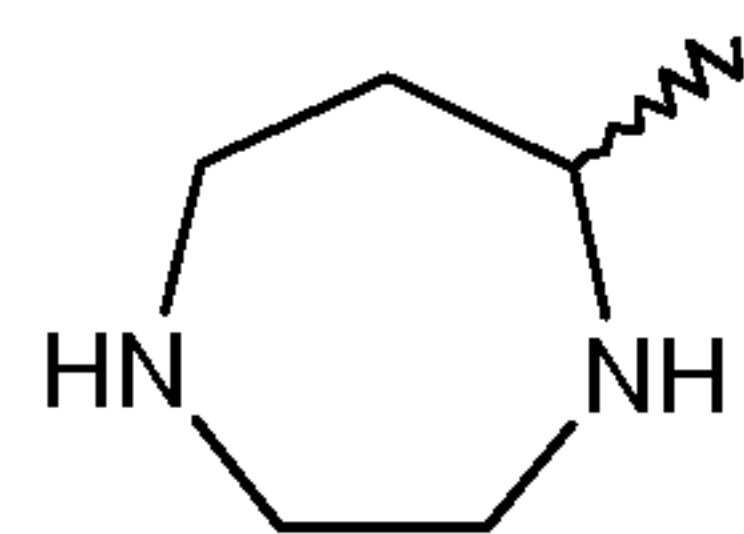
INTERMEDIATE X.9: 6,6-Dimethyl-2-propylperhydro-1,4-diazepine

INTERMEDIATE X.10: 6,6-Dimethylperhydro-1,4-diazepine

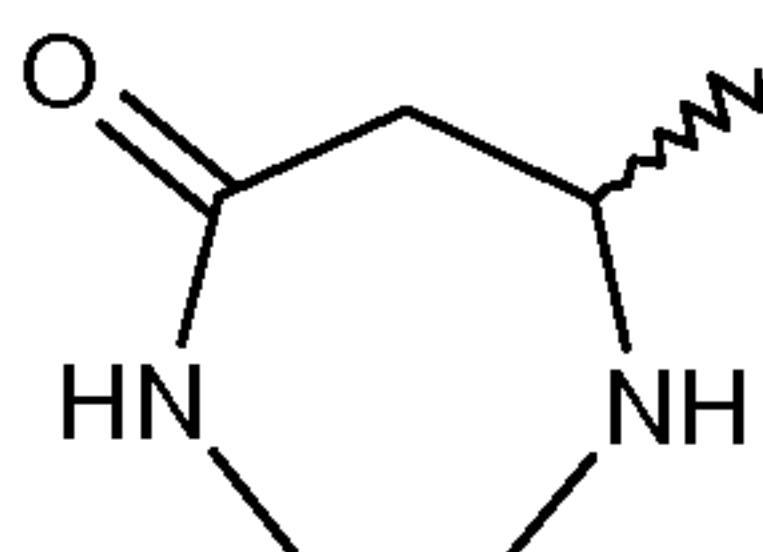
INTERMEDIATE X.11: 6,6-Dimethyl-(S)-2-isopropylperhydro-1,4-diazepine

Procedure XI

INTERMEDIATE XI.1: 5-Methyl-1,4-diazepane



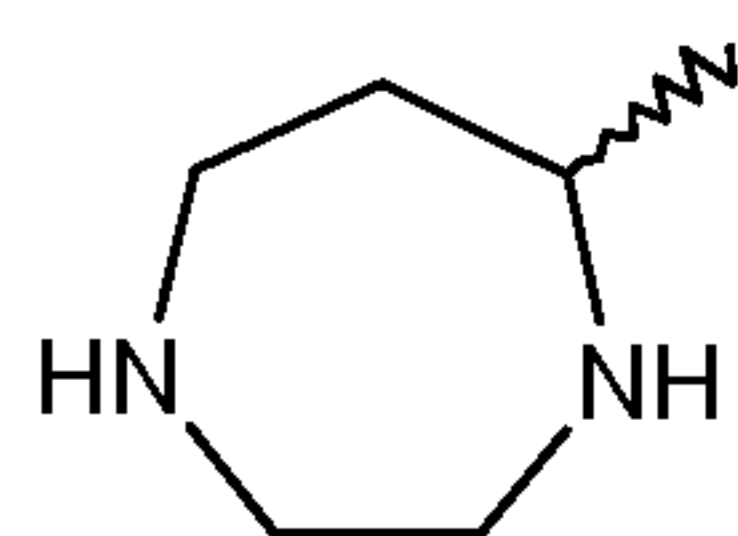
a) 7-Methyl-1,4-diazepan-5-one



Ethane-1,2-diamine (1.35 g, 22.44 mmol) and (E)-ethyl but-2-enoate (2.56 g, 22.44 mmol) in MeOH (22 mL) was stirred at room temperature overnight. Solvent was evaporated under reduced pressure and crude product purified by chromatography on silica gel with a gradient of DCM to DCM:2M NH₃/MeOH (4:1, v/v) as eluent. This afforded a mixture of desired product and uncyclised material. The mixture was diluted with MeOH (4 mL) and heated in

the microwave at 150 °C for 10 min followed by 160 °C for 10 min. Sodium bicarbonate (100 mg) was added and the reaction mixture stirred at room temperature for 48 h. The reaction mixture was filtered, solvent evaporated under reduced pressure and crude product purified by chromatography on silica gel with a gradient of DCM to DCM:2M NH₃/MeOH (4:1, v/v) as eluent to afford *7-methyl-1,4-diazepan-5-one* (310 mg, 2.42 mmol, 11%).

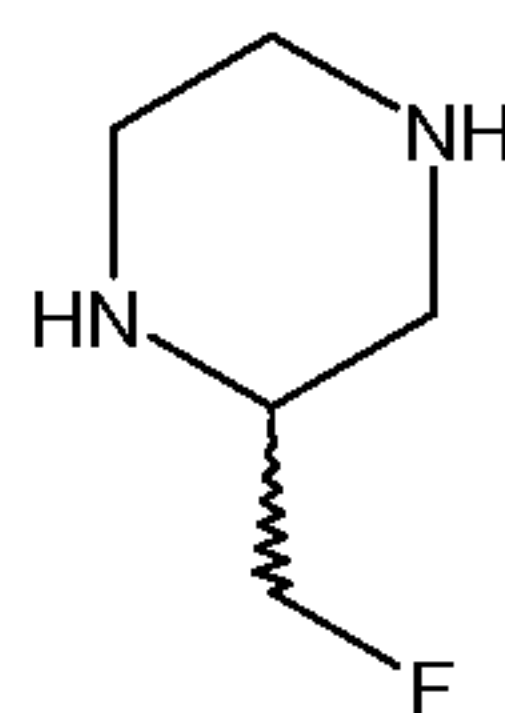
b) 5-Methyl-1,4-diazepane



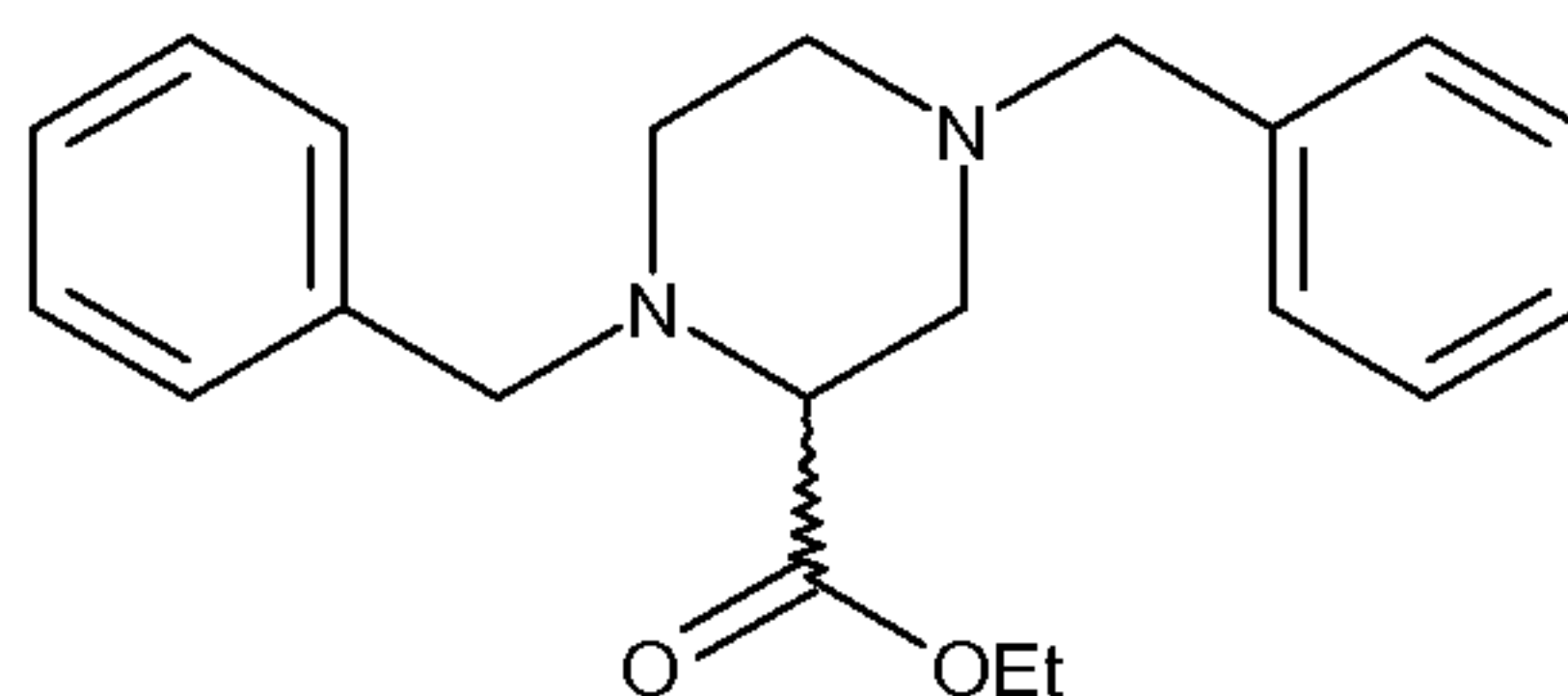
Similar procedure to INTERMEDIATE X.1 step d) from *7-methyl-1,4-diazepan-5-one* (356 mg, 2.75 mmol) and lithium aluminium hydride (1M in THF) (249 mg, 6.56 mL, 6.56 mmol) to afford *5-methyl-1,4-diazepane* (INTERMEDIATE XI.1) (235 mg, 2.06 mmol, 74%)

Procedure XII

INTERMEDIATE XII.1: 2-Fluoromethylpiperazine

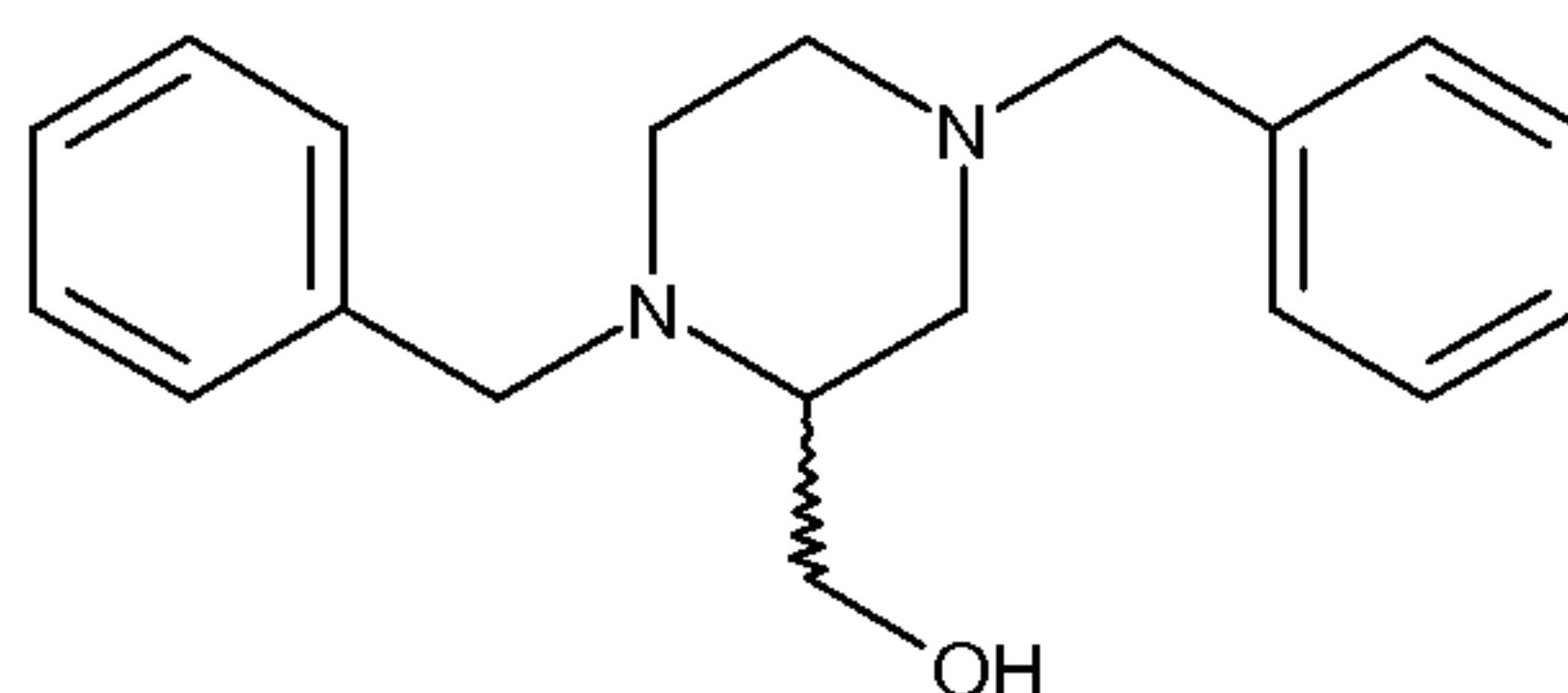


a) 1,4-Dibenzylpiperazine-2-carboxylic acid ethyl ester



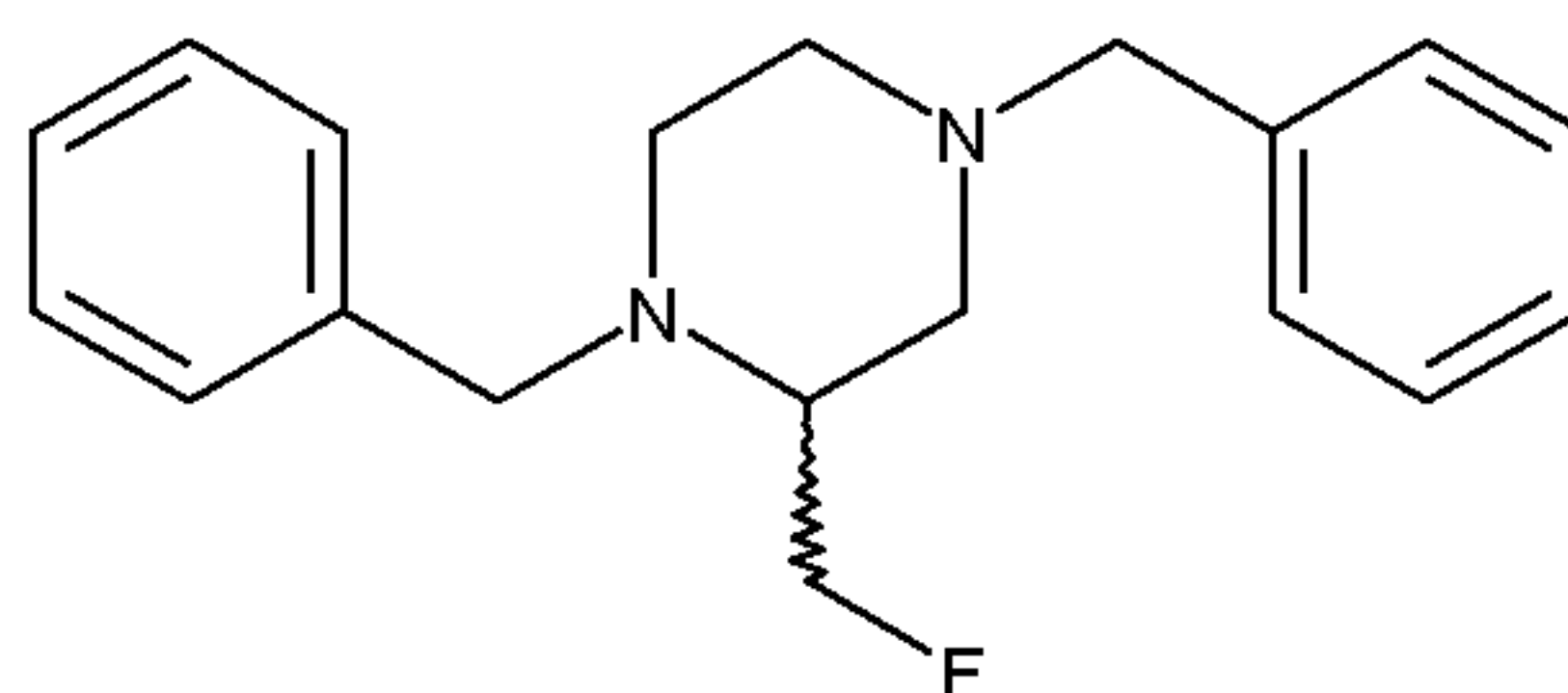
A solution of *N,N*-dibenzylethylenediamine (980 µL, 4.10 mmol) and triethylamine (1.03 mL, 7.38 mmol) in toluene (15 mL) was added dropwise to a solution of 2-bromopropionic acid ethyl ester (601 µL, 4.14 mmol) in toluene (15 mL). The reaction mixture was stirred at 80 °C for 72 h. The reaction mixture was filtered through a pad of celite and solvent evaporated under reduced pressure to afford *1,4-dibenzylpiperazine-2-carboxylic acid ethyl ester* (1.33g, 3.93 mmol, 96%) as a yellow oil.

Data for *1,4-dibenzylpiperazine-2-carboxylic acid ethyl ester*: MS (ESI) *m/z*: 339 ([M+H]⁺).

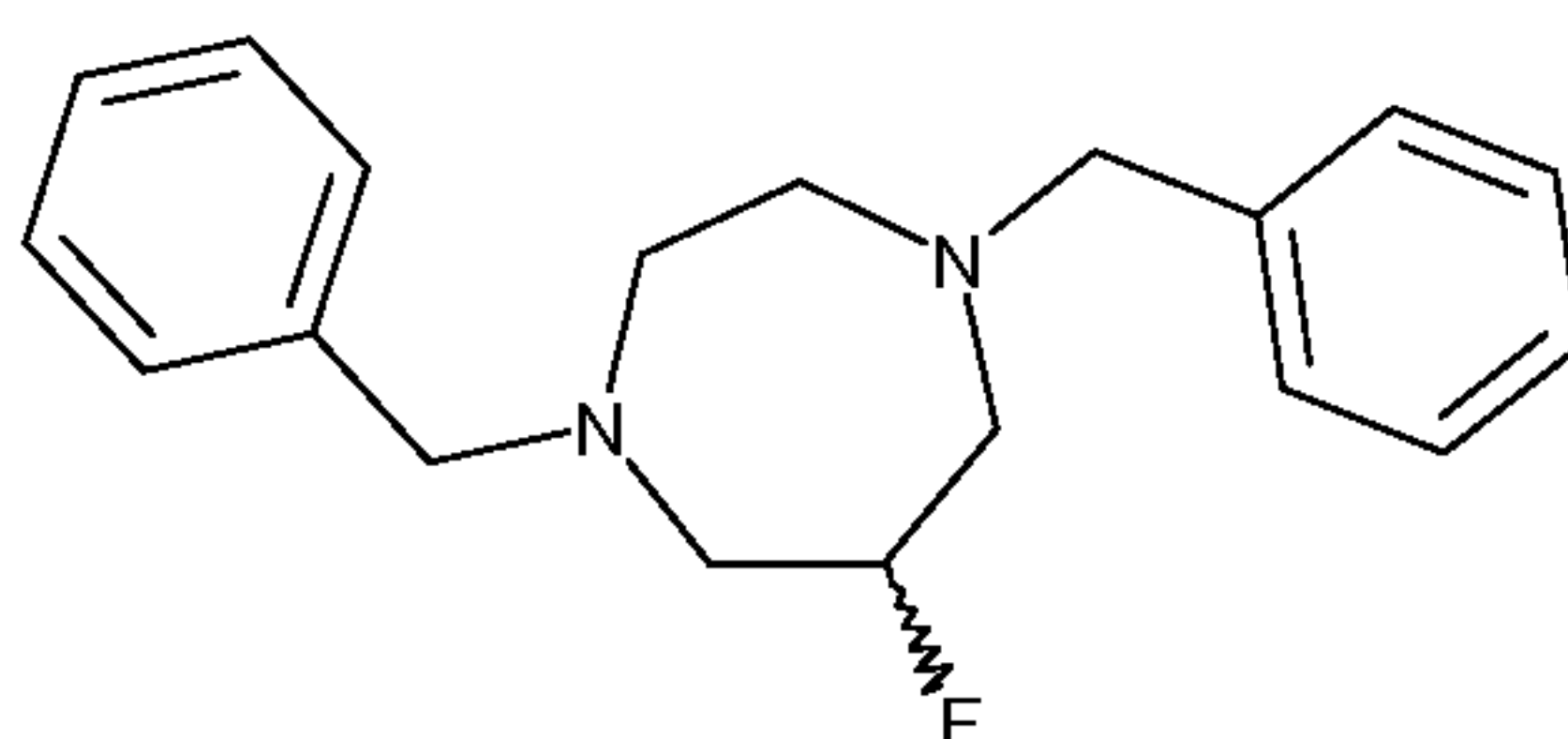
b) (1,4-Dibenzylpiperazin-2-yl)methanol

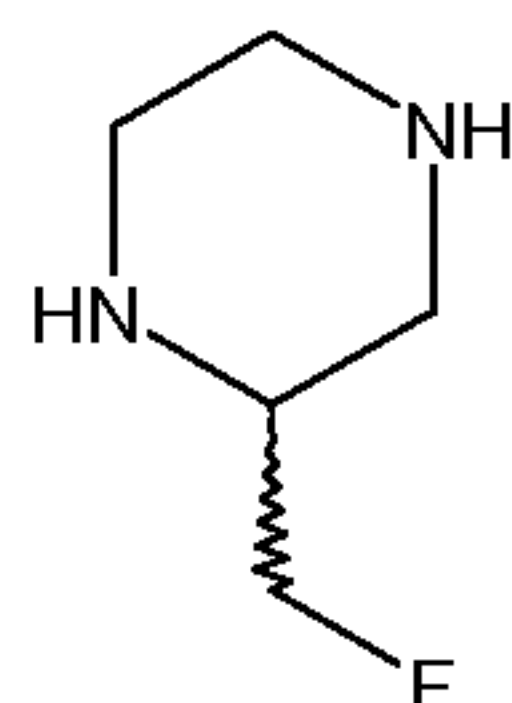
Lithium aluminium hydride (1M in THF) (4 mL, 3.93 mmol) was added to a stirred solution of 1,4-dibenzylpiperazine-2-carboxylic acid ethyl ester (1.33g, 3.93 mmol) in THF (25 mL) cooled to -78 °C under a nitrogen atmosphere. Water (145 µL), NaOH (aq.) (10 wt%, 145µL) and water (450 µL) was added at 45 min intervals. The reaction mixture was filtered through a pad of celite and solvent evaporated under reduced pressure to afford (1,4-dibenzylpiperazin-2-yl)methanol (1.16 g, 3.93 mmol, 100%) as a pale yellow oil.

Data for (1,4-dibenzylpiperazin-2-yl)methanol: MS (ESI) m/z : 298 ($[M+H]^+$).

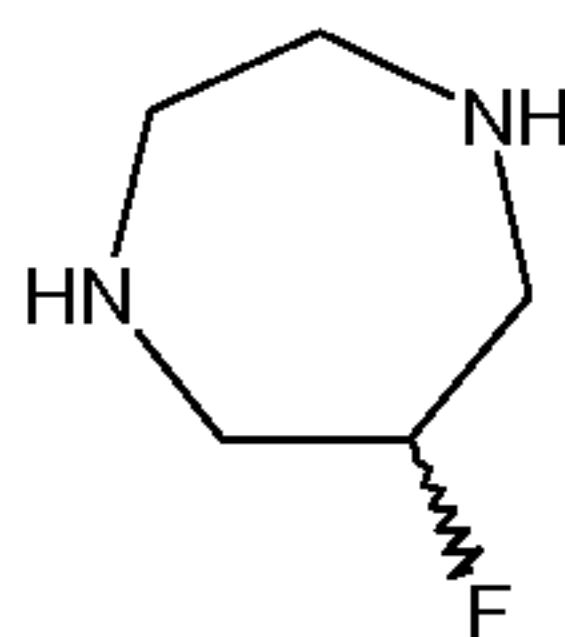
c) 1,4-Dibenzyl-2-fluoromethylpiperazine

(1,4-Dibenzylpiperazin-2-yl)methanol (15 g, 50.5 mmol) in DCM (50 mL) was added dropwise to a stirred solution of DAST (7.42 mL, 60.6 mmol) in DCM (150 mL) cooled to -78 °C. The reaction mixture was maintained below -30 °C for 24 h before warming to room temperature and stirring for an additional 20 h. The reaction was quenched by the addition of water (100 mL). The organic phase was separated, the aqueous basified with NaOH (aq.) to pH 10 and extracted with DCM (3 X 75 mL). The combined organics were washed with water (2 X 100 mL), brine (2 X 100 mL), dried (Na₂SO₄) and concentrated under reduced pressure. The resultant oil was purified by chromatography on silica gel with EtOAc:heptane (1:9, v/v) as eluent to afford 1,4-dibenzyl-2-fluoromethylpiperazine (6.0 g, 20.1 mmol, 40%). A biproduct of the reaction was also isolated, 1,4-dibenzyl-6-fluoroperhydro-1,4-diazepine (1.0 g, 3.35 mmol, 7%).

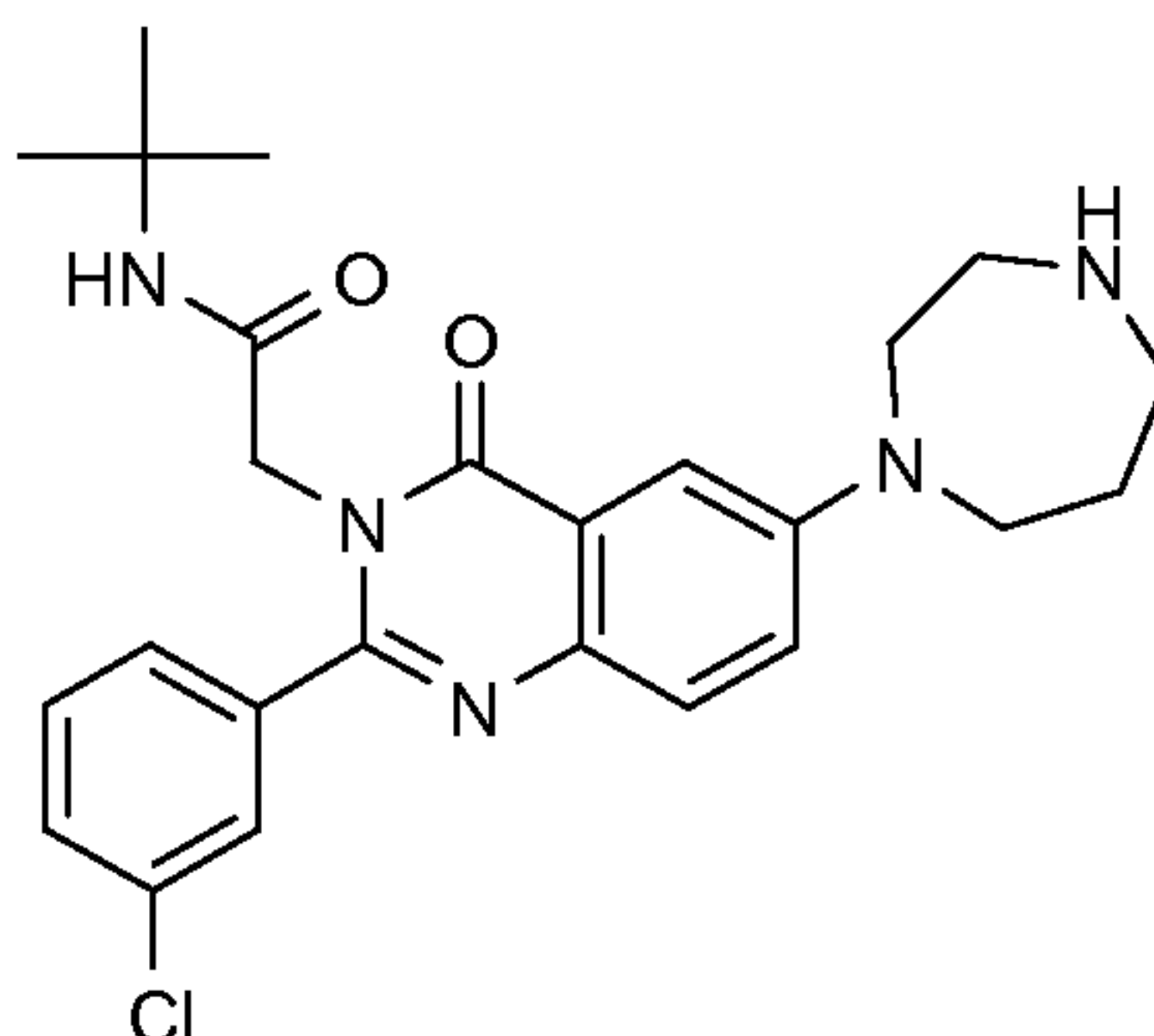


d) 2-Fluoromethylpiperazine

Palladium on charcoal (10wt%) (400 mg) as a slurry in MeOH was added to a solution of 1,4-dibenzyl-2-fluoromethylpiperazine (400 mg, 1.34 mmol) in MeOH (20 mL). This was subjected to H₂(g) at 5 bar pressure for 18 h. The reaction mixture was filtered through celite and solvent evaporated under reduced pressure. This afforded 2-fluoromethylpiperazine (INTERMEDIATE XII.1) (136 mg, 1.14 mmol, 86%) as a pale yellow oil.

INTERMEDIATE XII.2: 6-Fluoroperhydro-1,4-diazepine

Prepared in a similar manner from 1,4-dibenzyl-6-fluoro-perhydro-1,4-diazepine (isolated as a side product in the synthesis of INTERMEDIATE XII.1).

Synthesis of Examples According to the InventionEXAMPLE 1a: N-tert-Butyl-2-[2-(3-chlorophenyl)-4-oxo-6-perhydro-1,4-diazepin-1-yl-4H-quinazolin-3-yl]acetamide

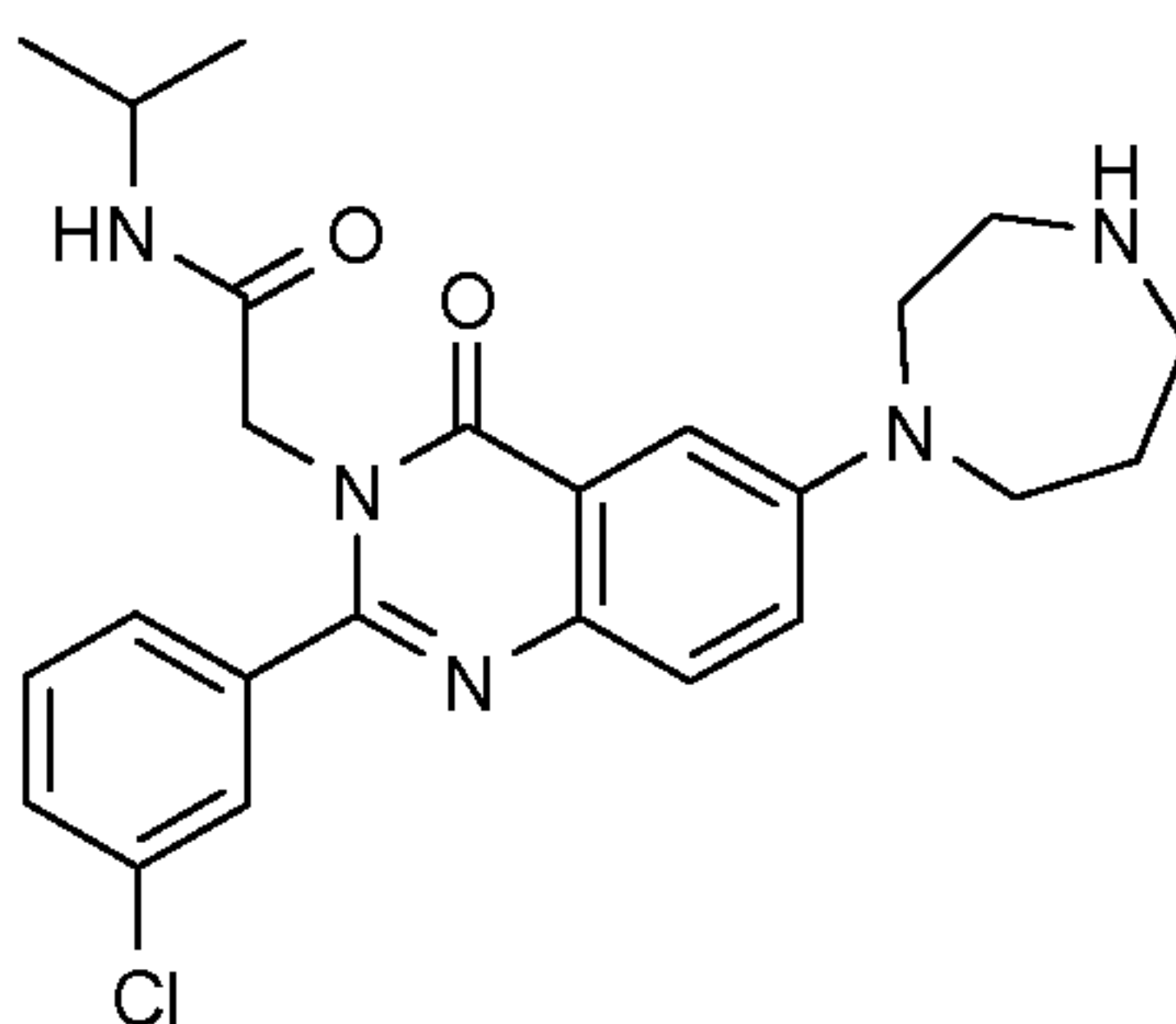
4-[3-(*tert*-Butylcarbamoylmethyl)-2-(3-chlorophenyl)-4-oxo-3,4-dihydroquinazolin-6-yl]perhydro-1,4-diazepine-1-carboxylic acid *tert*-butyl ester (INTERMEDIATE VIII.1) (38.9 mg, 0.068 mmol) was treated with TFA:DCM (1:1 (v/v), 1 mL) and the solution stirred at room temperature for 40 min. The volatiles were removed *in vacuo* and the residue

partitioned between DCM and 1 M NaOH (aq.). The organics were dried (Na_2SO_4) and concentrated *in vacuo* to yield *N-tert-butyl-2-[2-(3-chlorophenyl)-4-oxo-6-perhydro-1,4-diazepin-1-yl-4H-quinazolin-3-yl]acetamide* (EXAMPLE 1a) (27 mg, 0.046 mmol, 68%) as the trifluoroacetic acid salt.

Data for *N-tert-butyl-2-[2-(3-chlorophenyl)-4-oxo-6-perhydro-1,4-diazepin-1-yl-4H-quinazolin-3-yl]acetamide* (EXAMPLE 1a) trifluoroacetic acid salt: ^1H NMR (300 MHz, CDCl_3): δ 7.6-7.4 (m, 6H), 7.21 (dd, 1H), 5.65 (s, 1H), 4.44 (s, 2H), 3.7-3.6 (m, 4H), 3.09 (t, 2H), 2.85 (t, 2H), 2.47 (br s, 1H), 1.98 (m, 2H), 1.34 (s, 9H) ppm; MS (ESI) m/z : 468/470 ($[\text{M}+\text{H}]^+$).

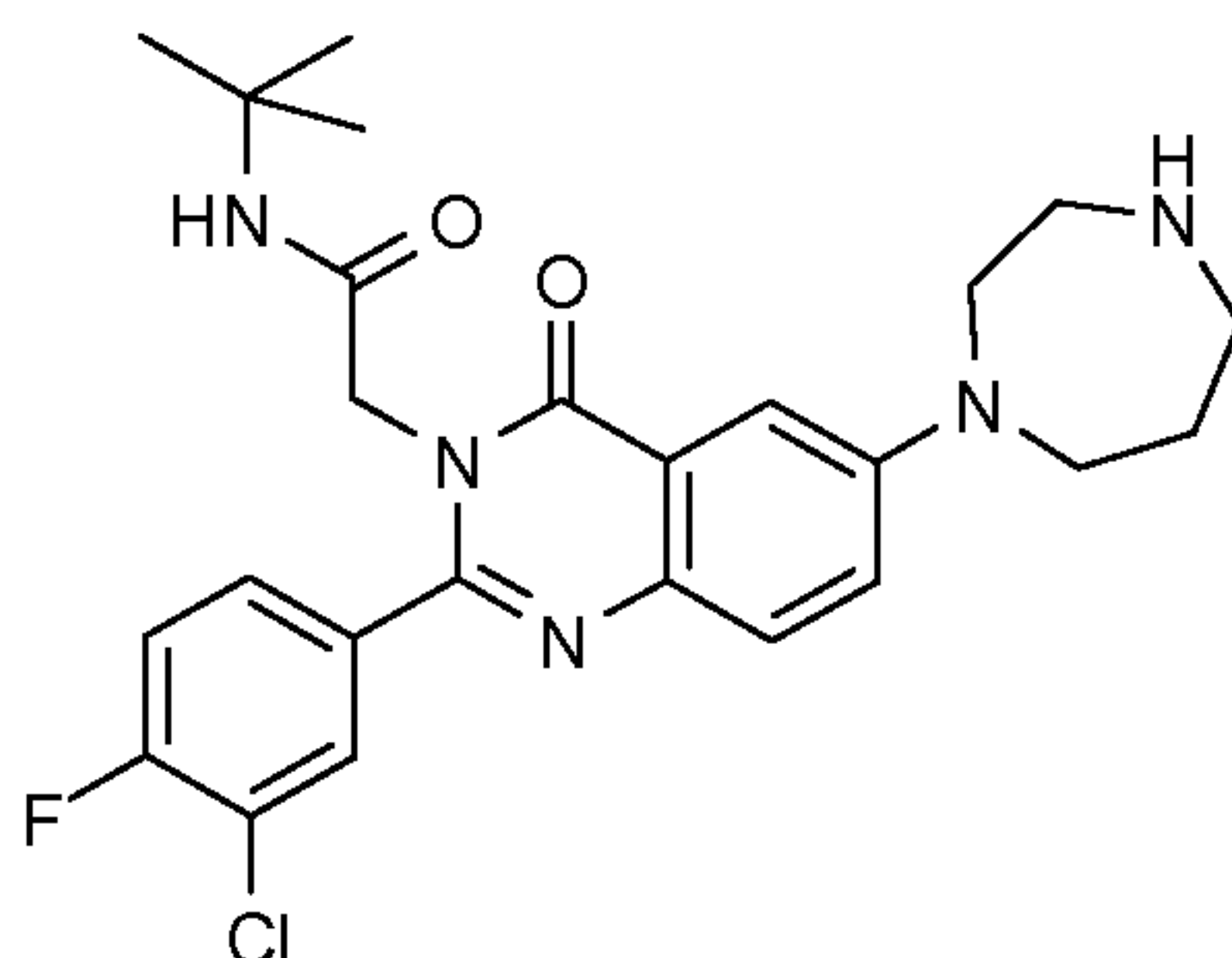
The following compounds were prepared in a similar manner from INTERMEDIATES VII or VIII:

EXAMPLE 1b: 2-[2-(3-Chlorophenyl)-4-oxo-6-perhydro-1,4-diazepin-1-yl-4H-quinazolin-3-yl]-N-isopropylacetamide



MS (ESI) m/z : 454/456 ($[\text{M}+\text{H}]^+$) (from INTERMEDIATE VII.2)

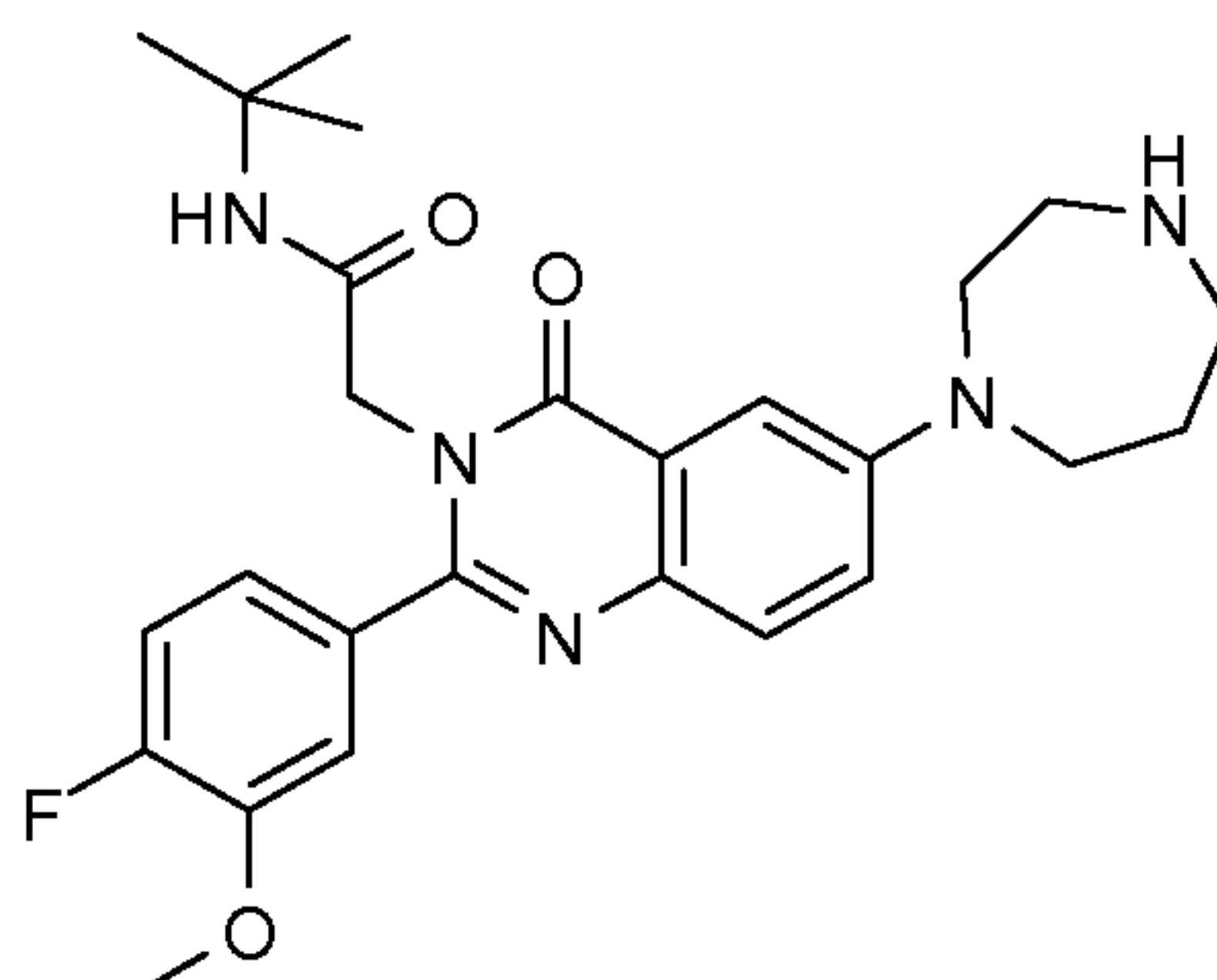
EXAMPLE 1c: N-tert-Butyl-2-(2-(3-chloro-4-fluorophenyl)-6-(1,4-diazepan-1-yl)-4-oxoquinazolin-3(4H)-yl)acetamide



MS (ESI) m/z : 486/488 ($[\text{M}+\text{H}]^+$) (from INTERMEDIATE VII.4)

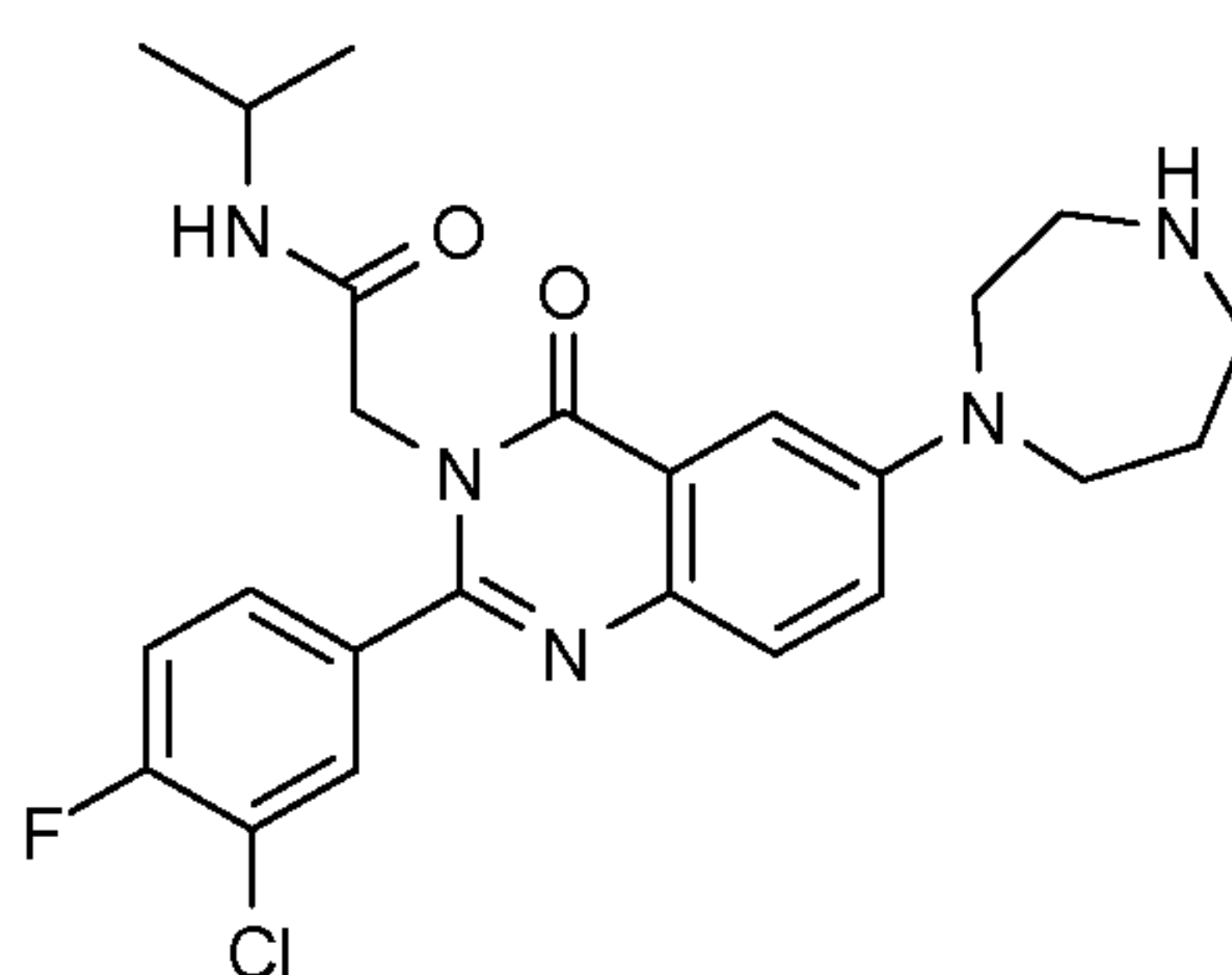
EXAMPLE 1d: 2-(6-(1,4-Diazepan-1-yl)-2-(4-fluoro-3-methoxyphenyl)-4-oxoquinazolin-3(4H)-yl)-N-tert-butylacetamide

57



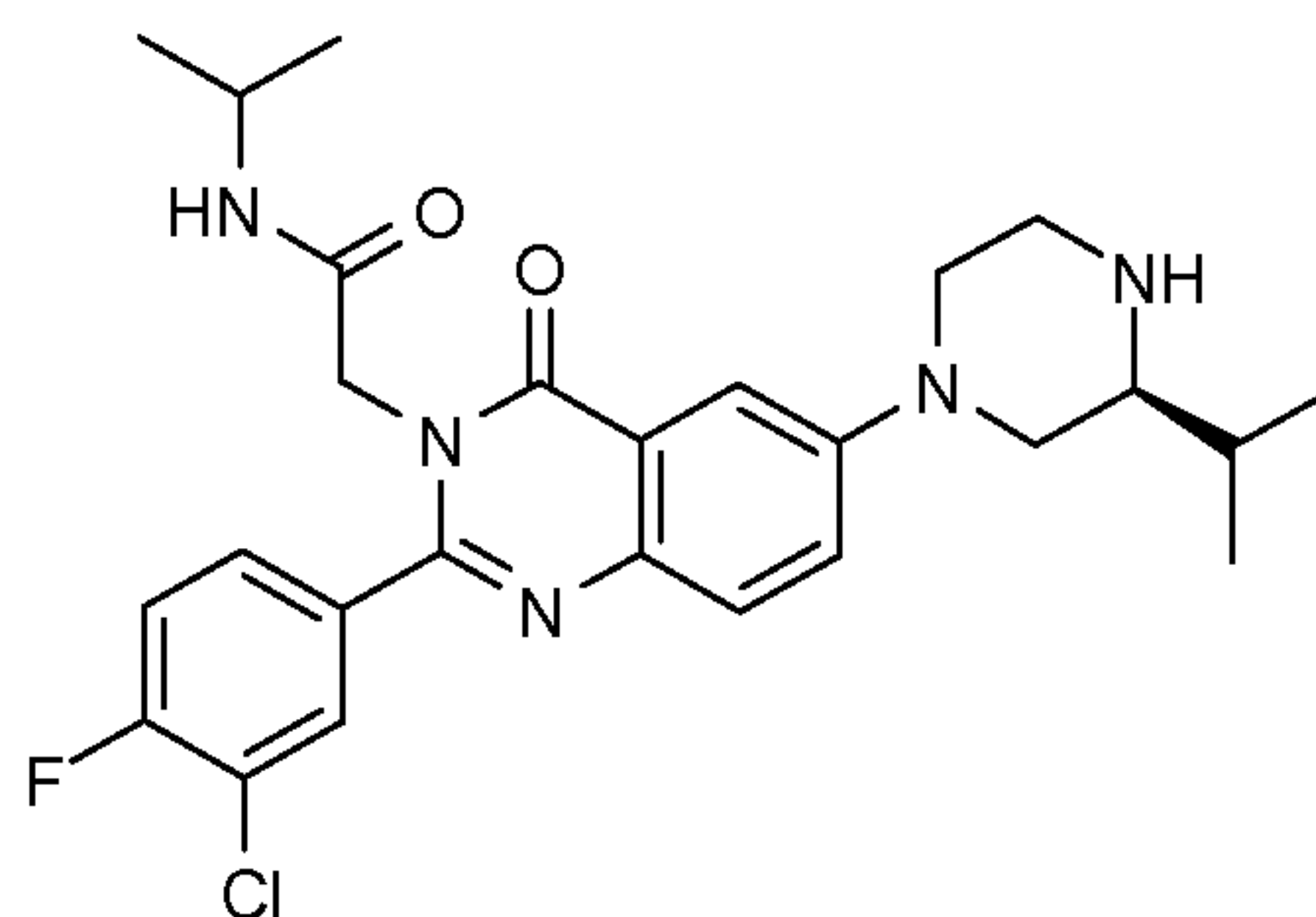
MS (ESI) m/z : 482 ($[M+H]^+$) (from INTERMEDIATE VII.5)

EXAMPLE 1e: 2-(2-(3-Chloro-4-fluorophenyl)-6-(1,4-diazepan-1-yl)-4-oxoquinazolin-3(4H)-yl)-N-isopropylacetamide



MS (ESI) m/z : 472 ($[M+H]^+$) (from INTERMEDIATE VII.6)

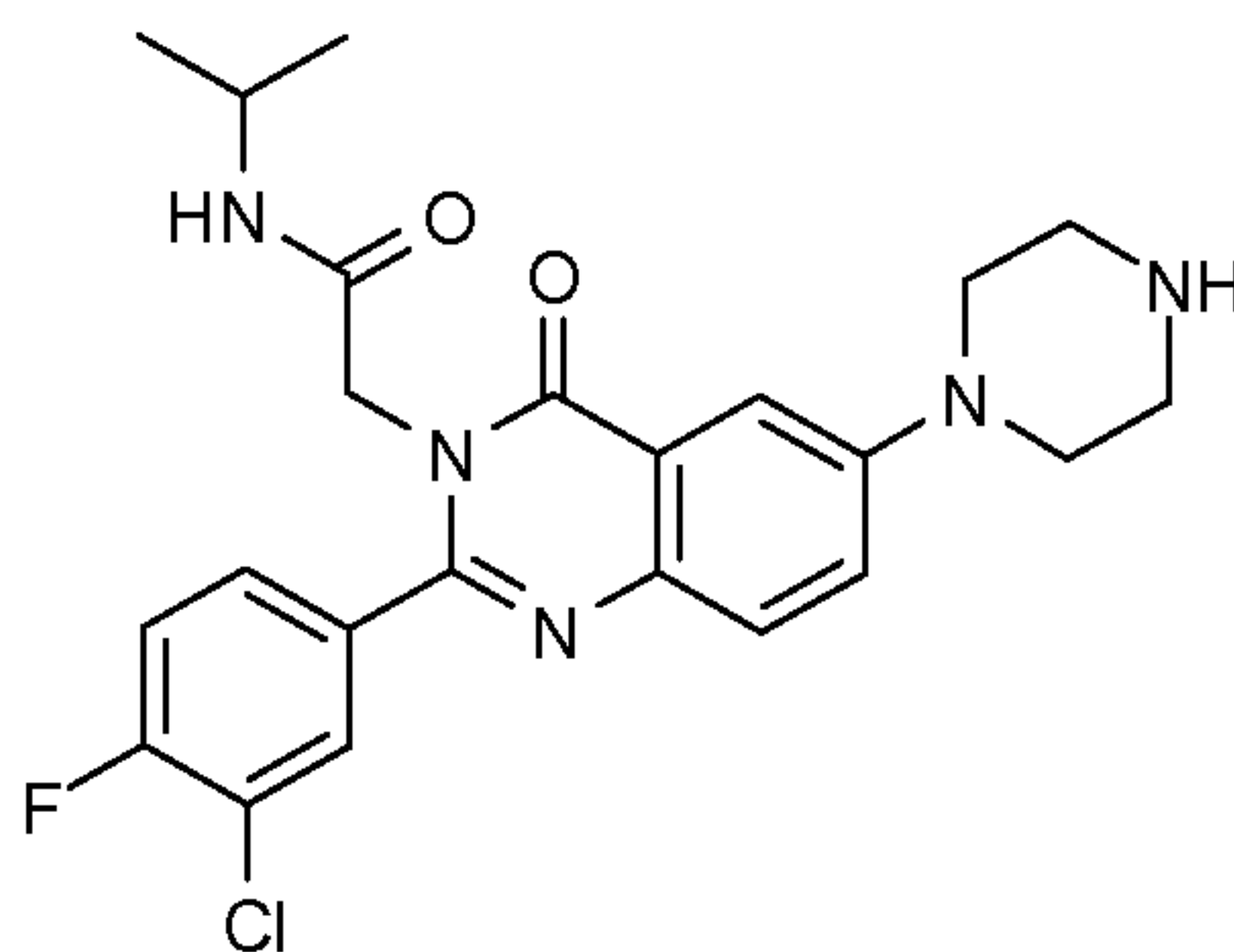
EXAMPLE 1f: (S)-2-(2-(3-Chloro-4-fluorophenyl)-6-(3-isopropylpiperazin-1-yl)-4-oxoquinazolin-3(4H)-yl)-N-isopropylacetamide



MS (ESI) m/z : 500/502 ($[M+H]^+$) (from INTERMEDIATE VII.19)

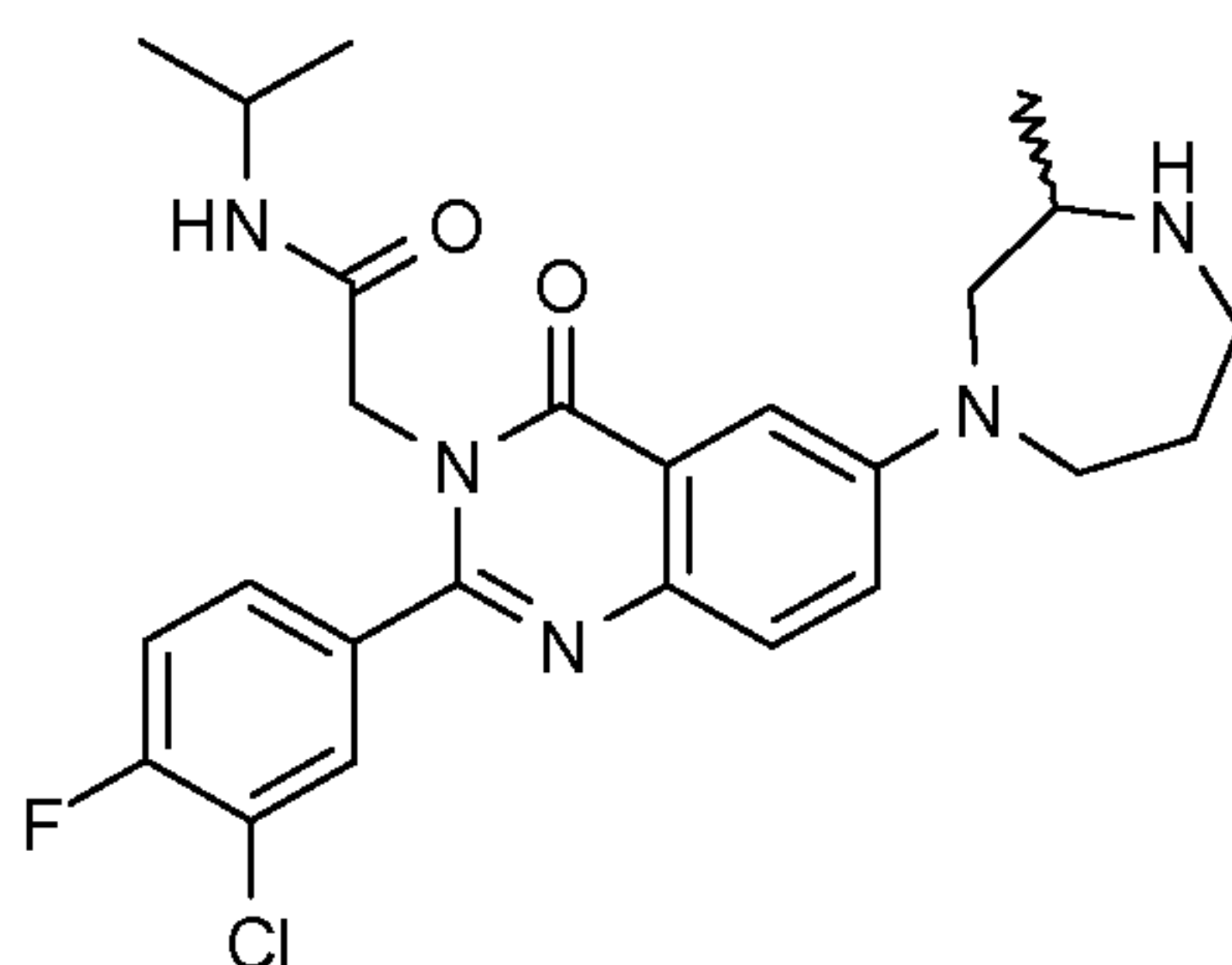
EXAMPLE 1g: 2-(2-(3-Chloro-4-fluorophenyl)-4-oxo-6-(piperazin-1-yl)quinazolin-3(4H)-yl)-N-isopropylacetamide

58



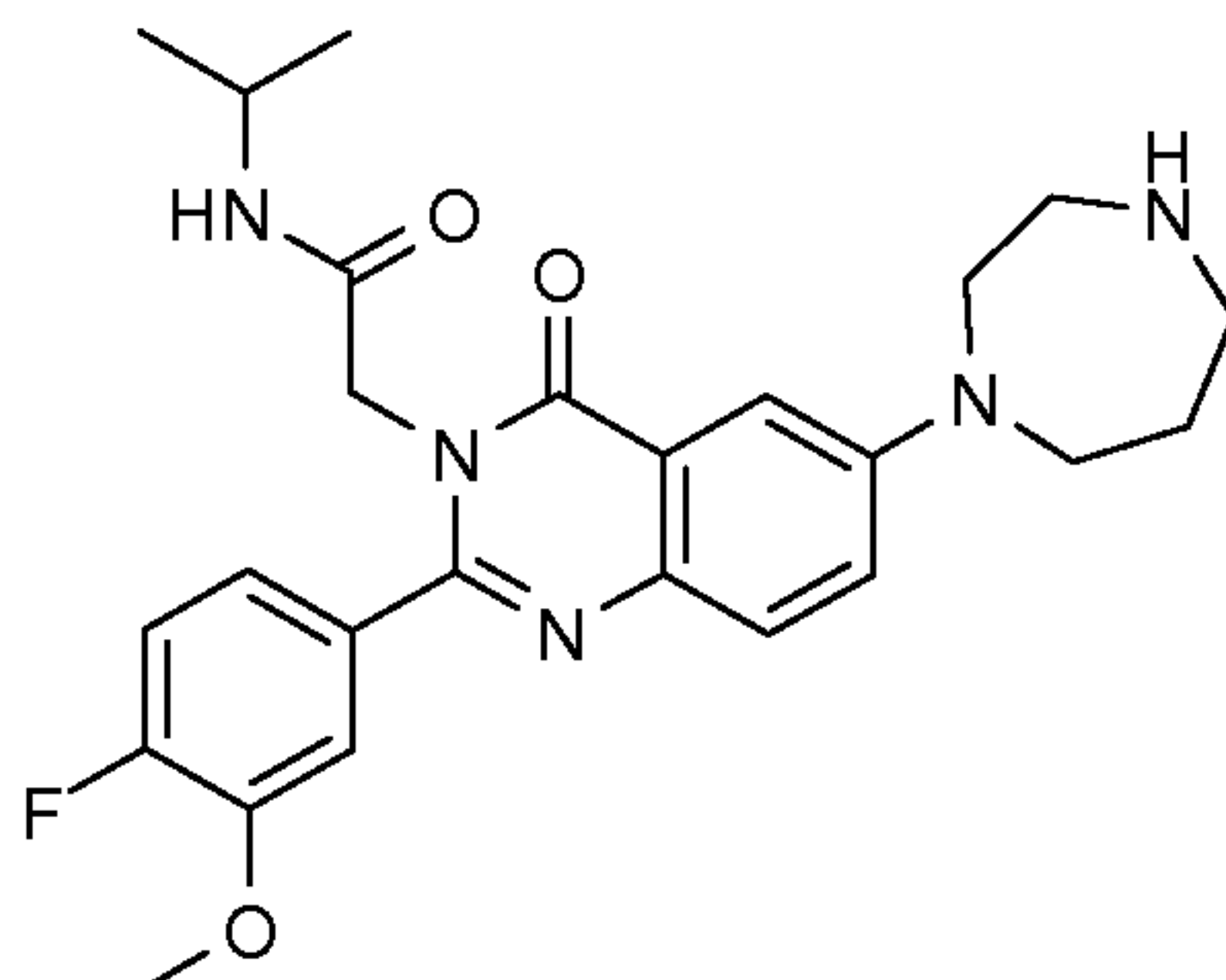
MS (ESI) m/z : 458/460 ($[M+H]^+$) (from INTERMEDIATE VII.28)

EXAMPLE 1h: 2-(2-(3-Chloro-4-fluorophenyl)-6-(3-methyl-1,4-diazepan-1-yl)-4-oxoquinazolin-3(4H)-yl)-N-isopropylacetamide



MS (ESI) m/z : 486 ($[M+H]^+$) (from INTERMEDIATE VII.18)

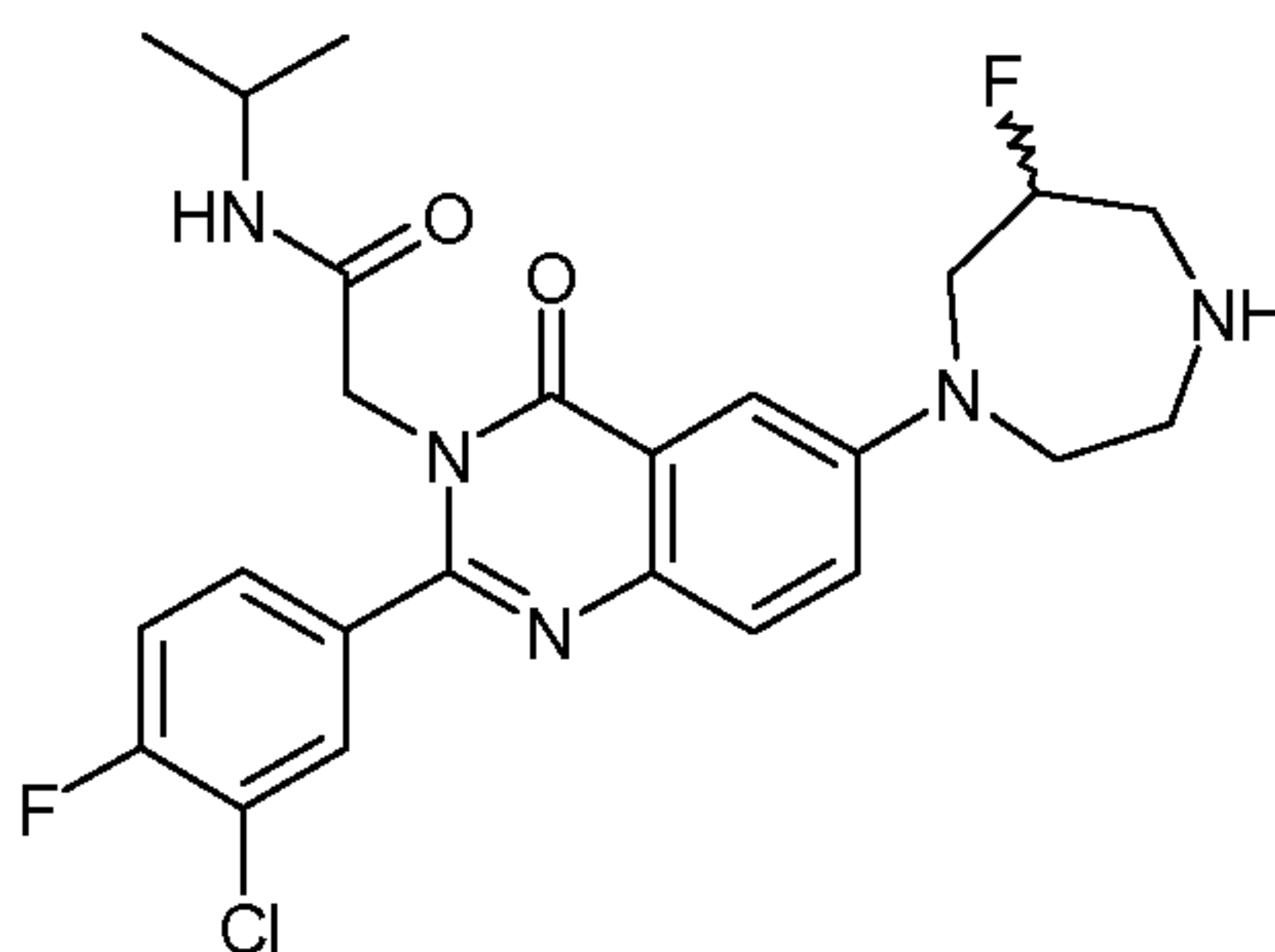
EXAMPLE 1i: 2-(6-(1,4-Diazepan-1-yl)-2-(4-fluoro-3-methoxyphenyl)-4-oxoquinazolin-3(4H)-yl)-N-isopropylacetamide



MS (ESI) m/z : 468 ($[M+H]^+$) (from INTERMEDIATE VII.7)

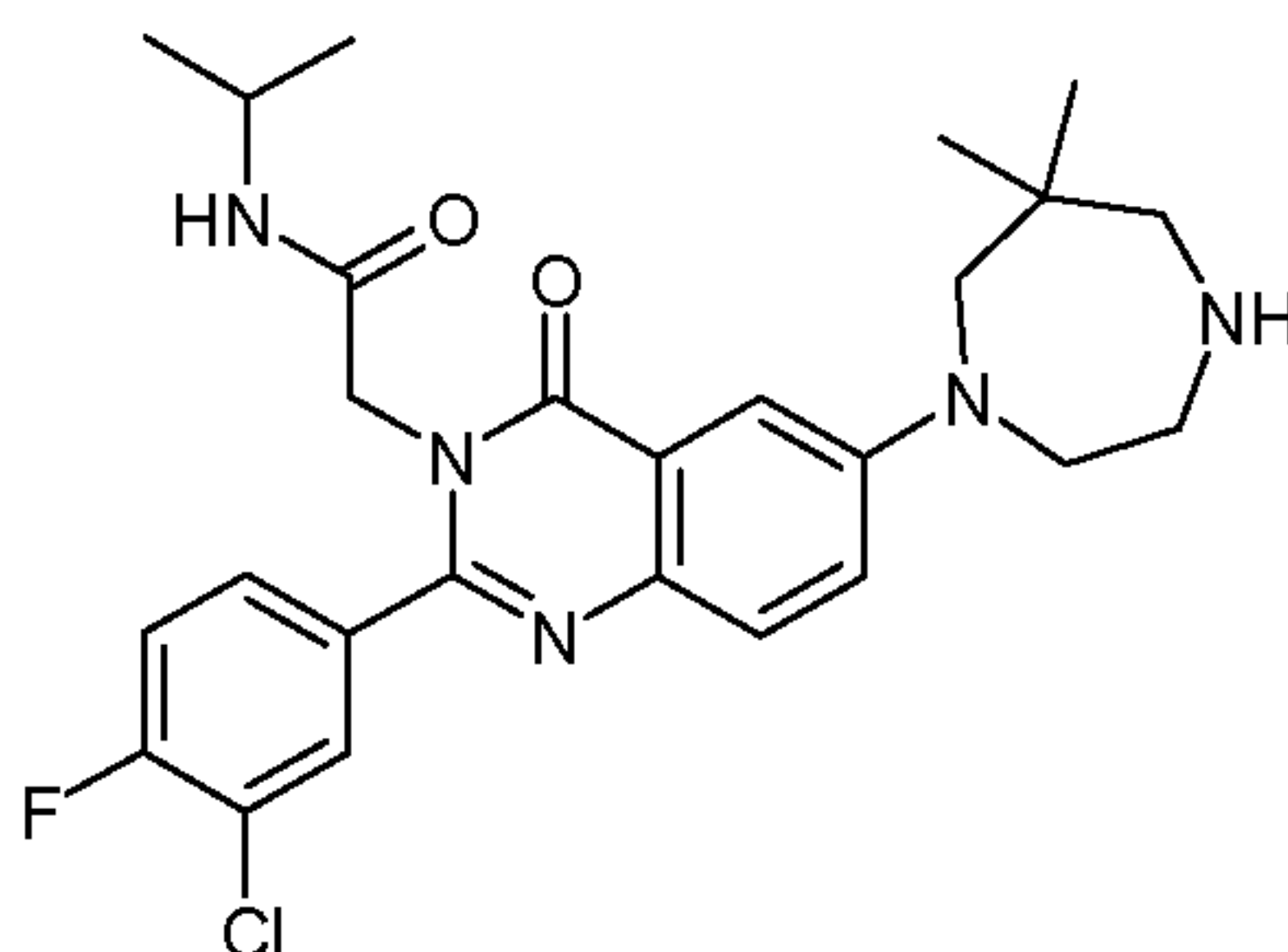
EXAMPLE 1j: 2-[2-(3-Chloro-4-fluorophenyl)-6-(6-fluoroperhydro-1,4-diazepin-1-yl)-4-oxo-4H-quinazolin-3-yl]-N-isopropylacetamide

59



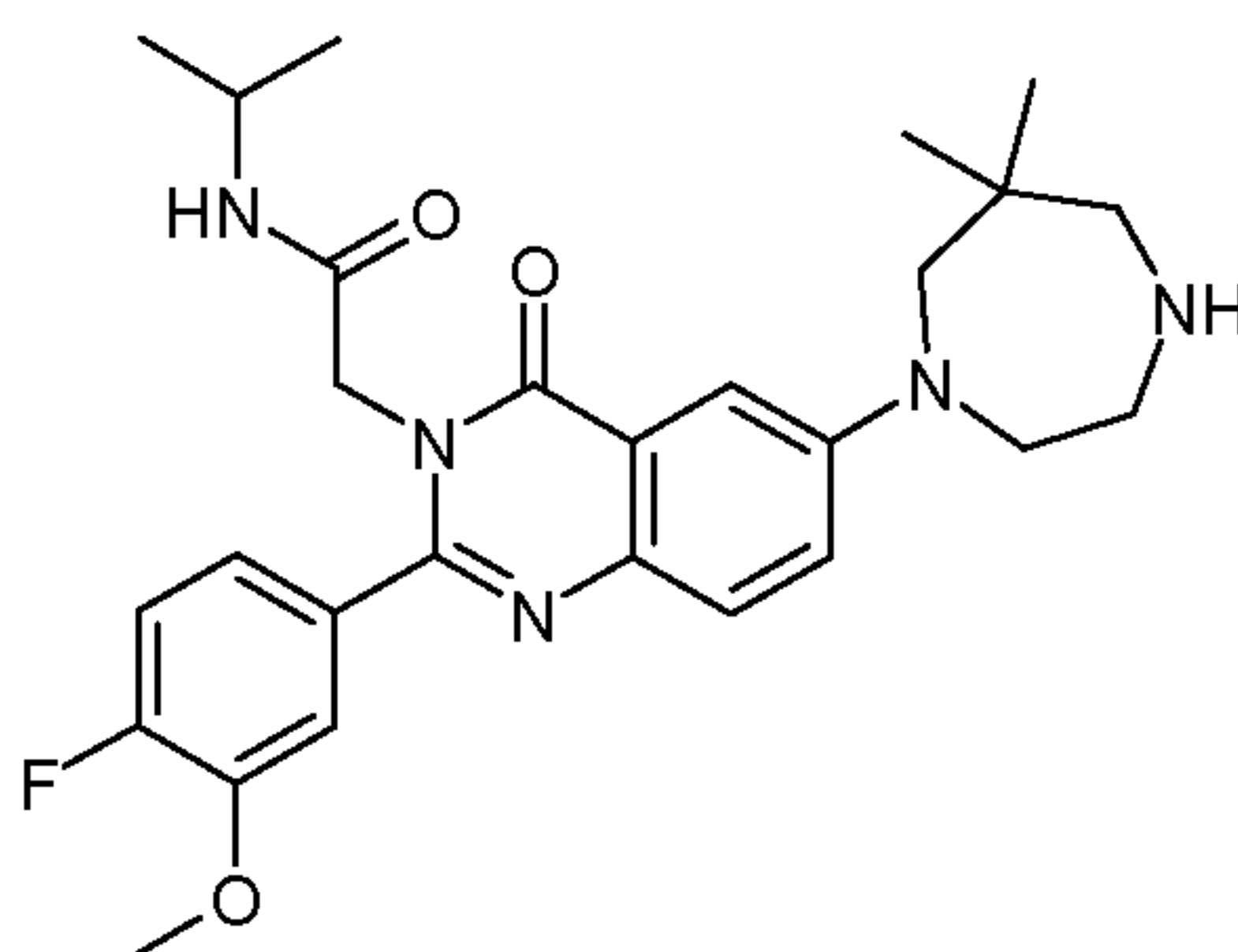
MS (ESI) m/z : 490/492 ($[M+H]^+$) (from INTERMEDIATE VII.27).

EXAMPLE 1k: 2-[2-(3-Chloro-4-fluorophenyl)-6-(dimethylperhydro-1,4-diazepin-1-yl)-4-oxo-4H-quinazolin-3-yl]-N-isopropylacetamide



MS (ESI) m/z : 500/502 ($[M+H]^+$) (from INTERMEDIATE VII.11).

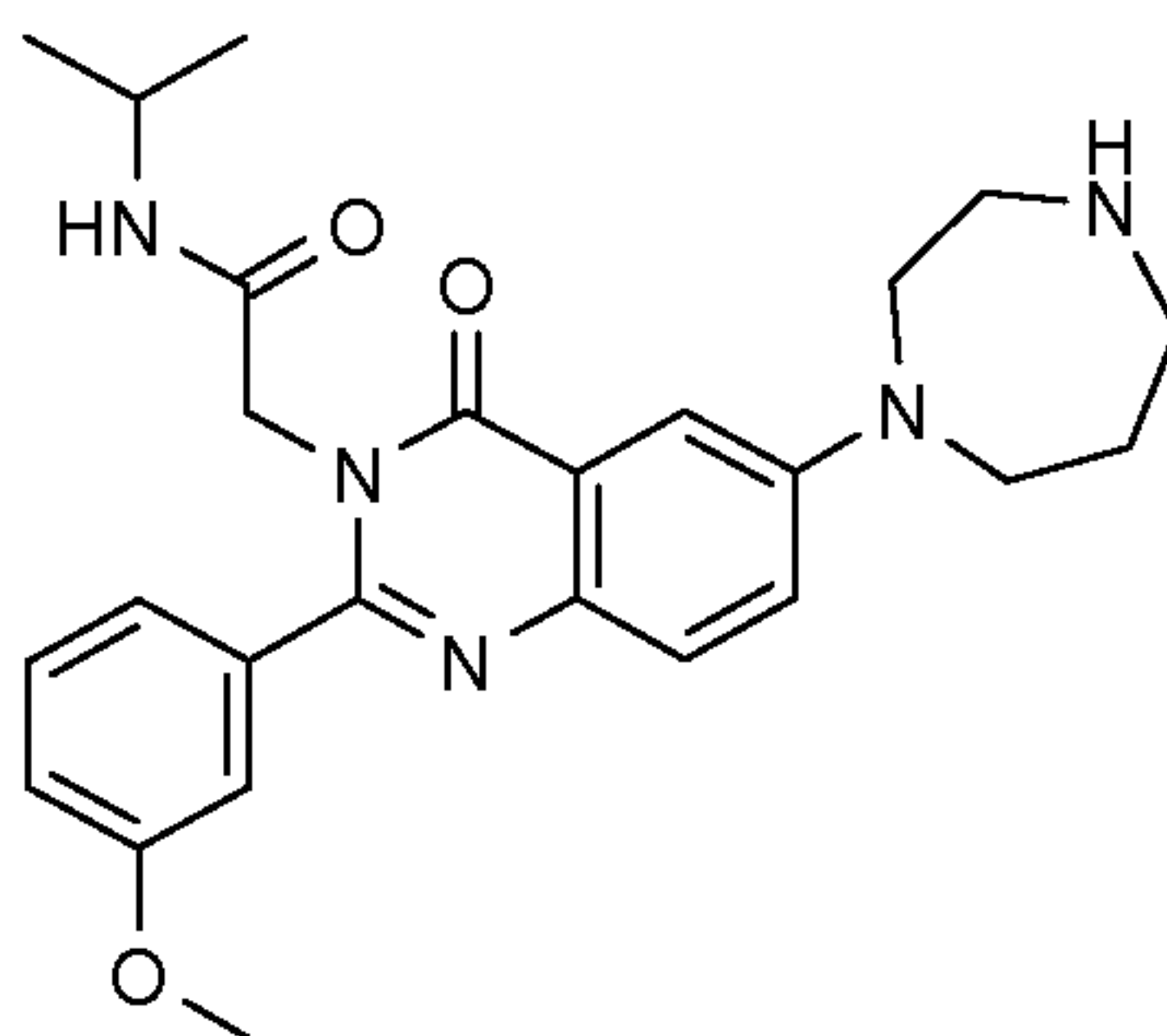
EXAMPLE 1l: 2-[6-(Dimethylperhydro-1,4-diazepin-1-yl)-2-(4-fluoro-3-methoxyphenyl)-4-oxo-4H-quinazolin-3-yl]-N-isopropylacetamide



MS (ESI) m/z : 596 ($[M+H]^+$) (from INTERMEDIATE VII.10).

EXAMPLE 2a: N-Isopropyl-2-[2-(3-methoxyphenyl)-4-oxo-6-perhydro-1,4-diazepin-1-yl]-4H-quinazolin-3-yl]acetamide

60

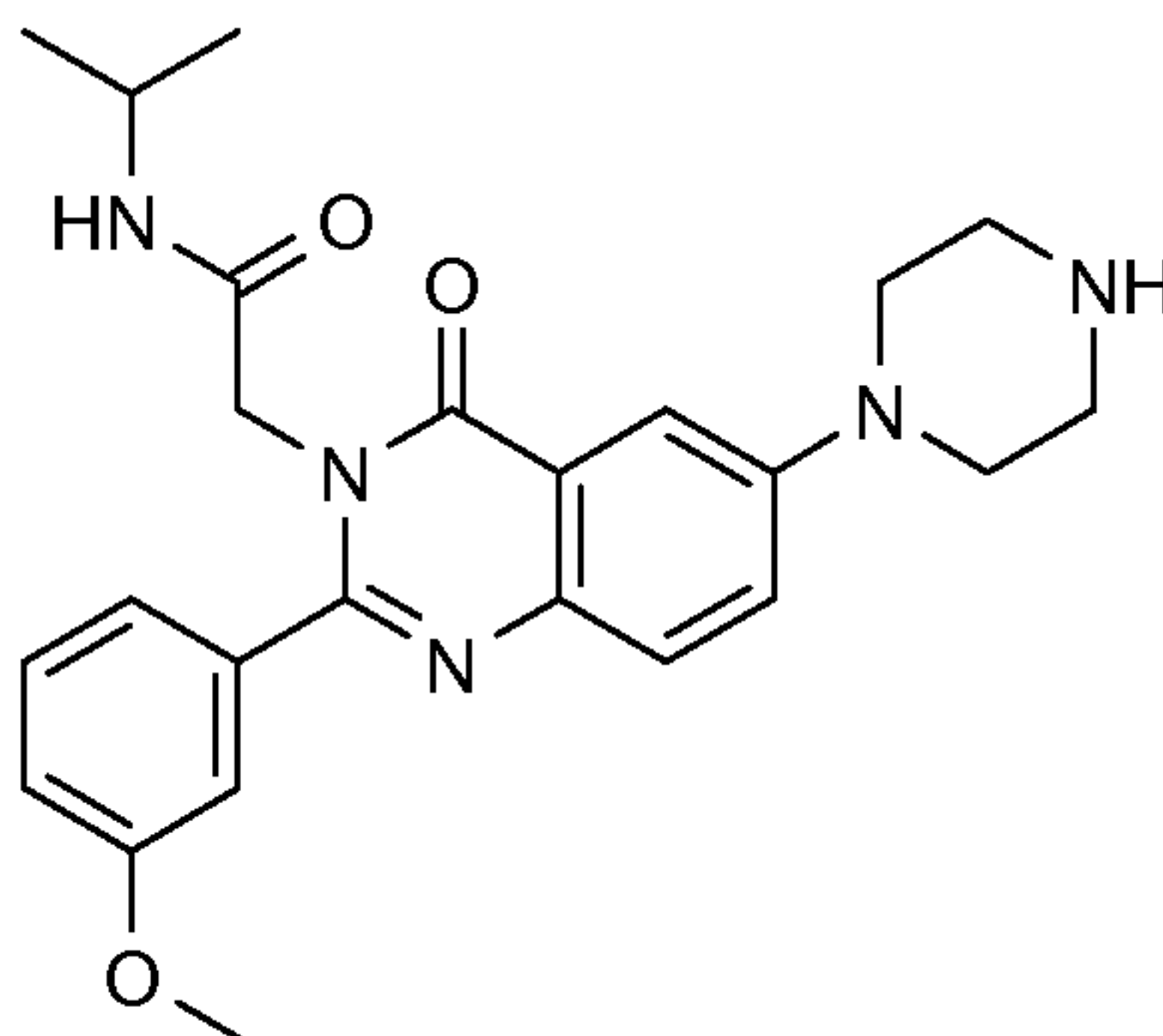


4-[3-(Isopropylcarbamoylmethyl)-2-(3-methoxyphenyl)-4-oxo-3,4-dihydroquinazolin-6-yl]perhydro-1,4-diazepine-1-carboxylic acid *tert*-butyl ester (INTERMEDIATE VII.1) (50 mg, 0.091 mmol) was treated with 4 N HCl/MeOH (10 mL) and the resulting solution was stirred at room temperature for 2 h. The reaction mixture was concentrated *in vacuo* to afford *N*-isopropyl-2-[2-(3-methoxyphenyl)-4-oxo-6-perhydro-1,4-diazepin-1-yl]-4H-quinazolin-3-yl]acetamide (EXAMPLE 2a) (40 mg, 0.091 mmol, 100%) as the hydrochloride salt.

Data for *N*-isopropyl-2-[2-(3-methoxyphenyl)-4-oxo-6-perhydro-1,4-diazepin-1-yl]-4H-quinazolin-3-yl]acetamide (EXAMPLE 2a) (EXAMPLE 2a) hydrochloride salt: MS (ESI) *m/z*: 450 ([M+H]⁺)

The following compounds were prepared in a similar manner from INTERMEDIATES VII:

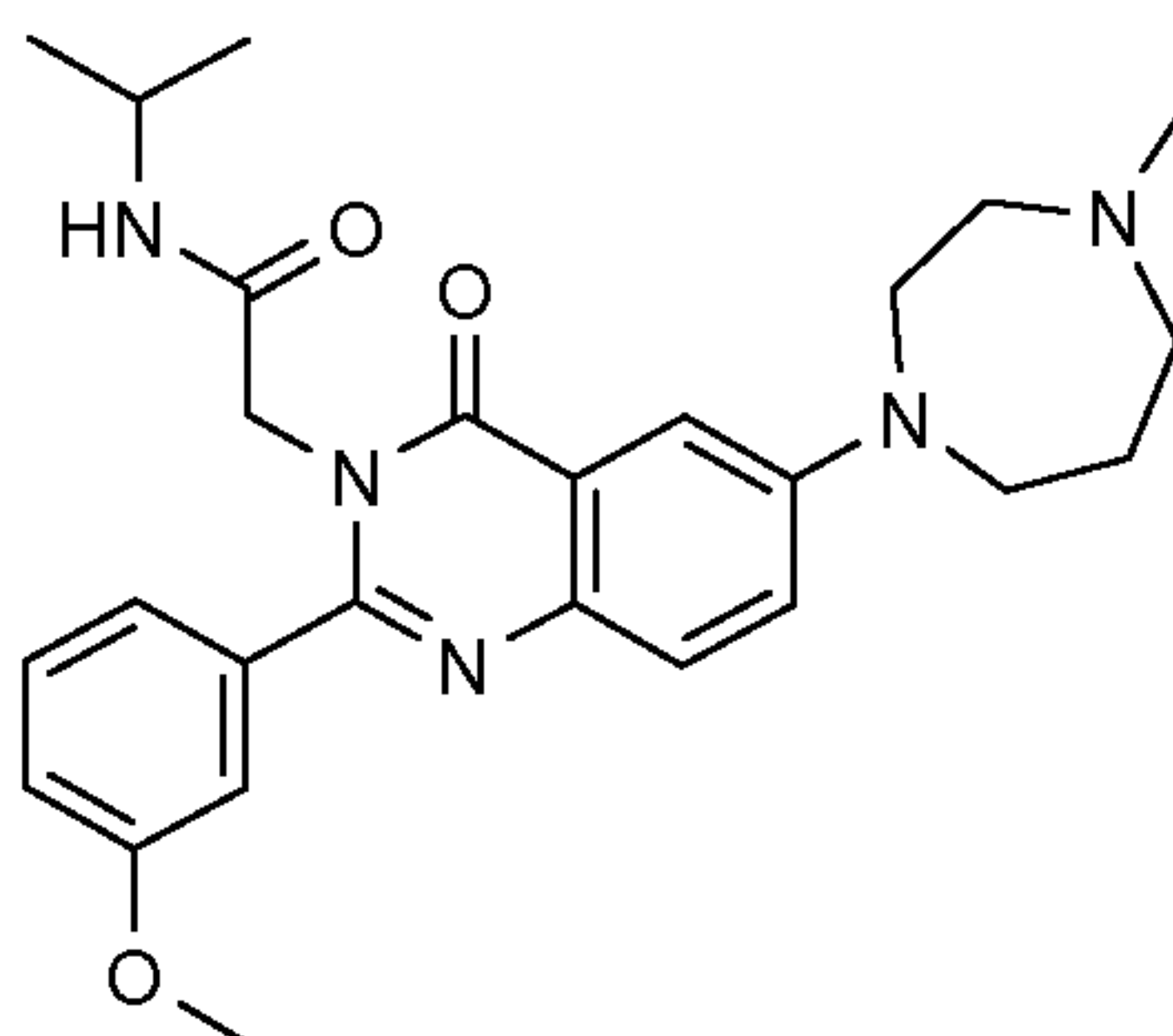
EXAMPLE 2b: *N*-Isopropyl-2-[2-(3-methoxyphenyl)-4-oxo-6-piperazin-1-yl]-4H-quinazolin-3-yl]acetamide



MS (ESI) *m/z*: 436 ([M+H]⁺) (from INTERMEDIATE VII.3)

EXAMPLE 3a: *N*-Isopropyl-2-[2-(3-methoxyphenyl)-6-(4-methylperhydro-1,4-diazepin-1-yl)-4-oxo-4H-quinazolin-3-yl]acetamide

61



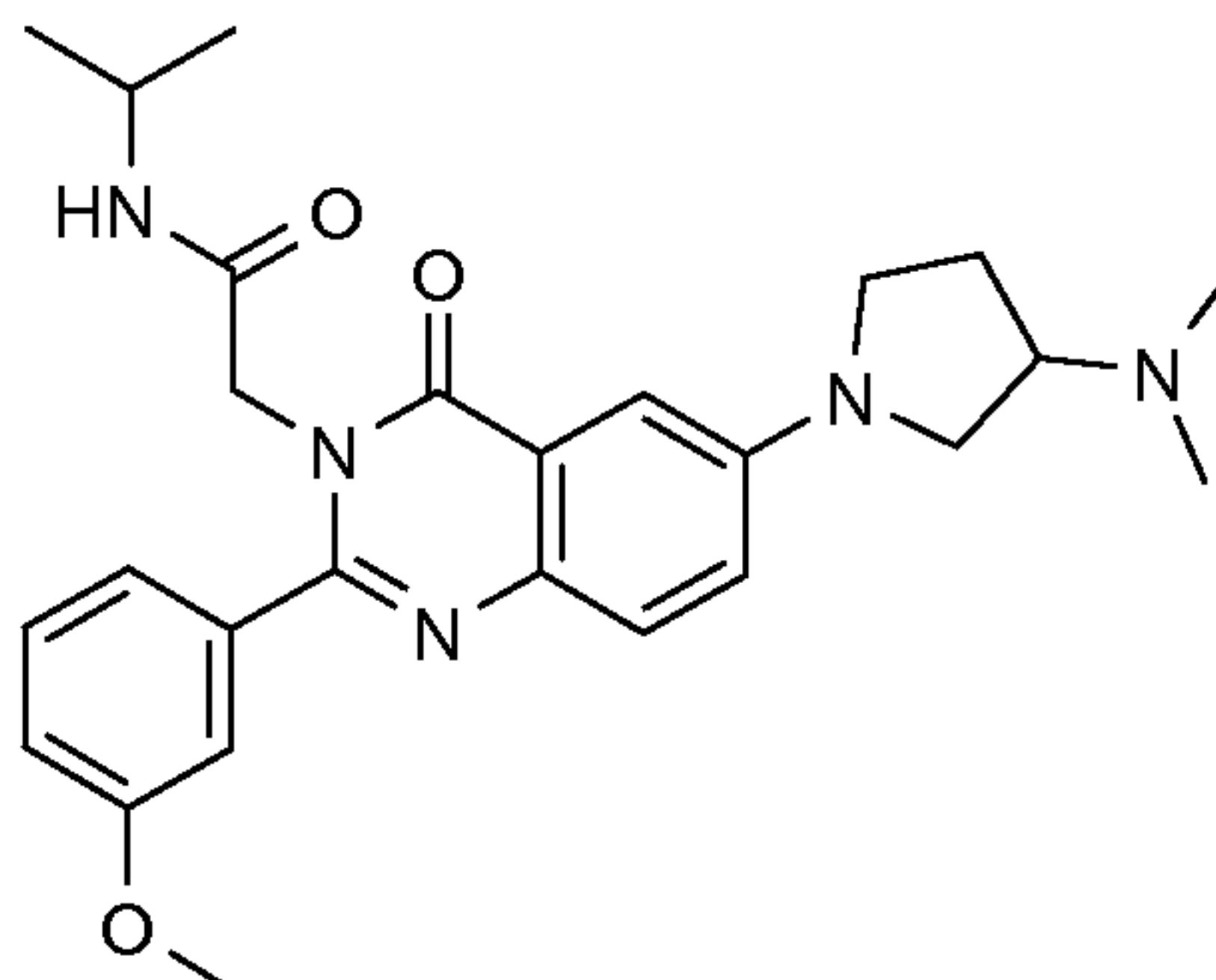
To a solution of 2-amino-*N*-(isopropylcarbamoylmethyl)-5-(4-methylperhydro-1,4-diazepin-1-yl)benzamide (INTERMEDIATE V.1) (1.4 g, 4.1 mmol) in absolute ethanol (70 mL) was added ethyl 3-methoxybenzimidate hydrochloride (INTERMEDIATE II.2) (1.8 g, 8.3 mmol). The resultant mixture was heated to at reflux temperature for 20 h. The reaction mixture was concentrated *in vacuo*, the dark residue dissolved up in DCM (70 mL) and washed with 1 N HCl (aq.) (3 X 20 mL). The aqueous phase was washed with EtOAc (20 mL), basified to pH \approx 10-11 with 4 N NaOH (aq.) and the resultant pale green precipitate was collected by suction filtration. The crude product was purified by chromatography on silica gel with a gradient of MeOH:DCM (1:19 to 3:7, v/v) as eluent to afford the product as an off-white solid (0.60 g, 1.3 mmol, 32%). Recrystallization from EtOAc:DCM afforded pure *N*-isopropyl-2-[2-(3-methoxyphenyl)-6-(4-methylperhydro-1,4-diazepin-1-yl)-4-oxo-4H-quinazolin-3-yl]acetamide (EXAMPLE 3a) (0.35 g, 0.76 mmol, 18%) as a white solid.

Data for *N*-isopropyl-2-[2-(3-methoxyphenyl)-6-(4-methylperhydro-1,4-diazepin-1-yl)-4-oxo-4H-quinazolin-3-yl]acetamide (EXAMPLE 3a): ^1H NMR (300 MHz, CDCl_3): δ 7.64 (d, 1H), 7.3-7.4 (m, 2H), 7.16-7.23 (m, 3H), 7.0 (dd, 1H), 5.71 (br d, 1H, amide N-H), 4.49 (s, 2H), 4.08 (m, 1H), 3.82 (s, 3H), 3.68 (dd, 2H), 3.61 (t, 2H), 2.76 (m, 2H), 2.57 (m, 2H), 2.39 (s, 3H), 2.06 (m, 2H), 1.15 (d, 6H) ppm; MS (ESI) m/z : 46 ($[\text{M}+\text{H}]^+$), 949 ($[\text{M}+\text{Na}]^+$); M.p. 204 °C (decomp.).

The following compounds were prepared in a similar manner from INTERMEDIATES V and II:

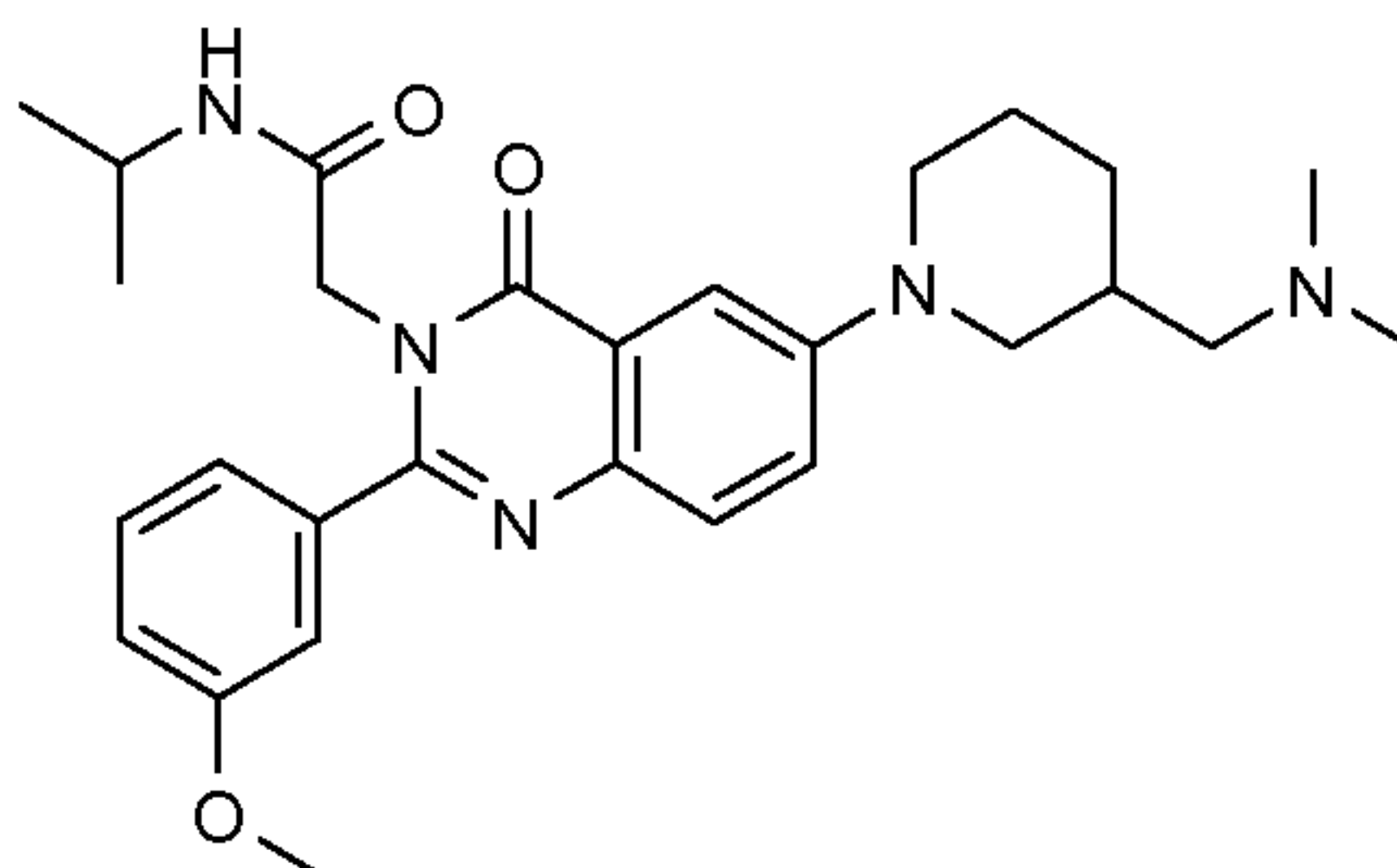
EXAMPLE 3b: 2-[6-(3-Dimethylamino-pyrrolidin-1-yl)-2-(3-methoxyphenyl)-4-oxo-4H-quinazolin-3-yl]-*N*-isopropylacetamide

62



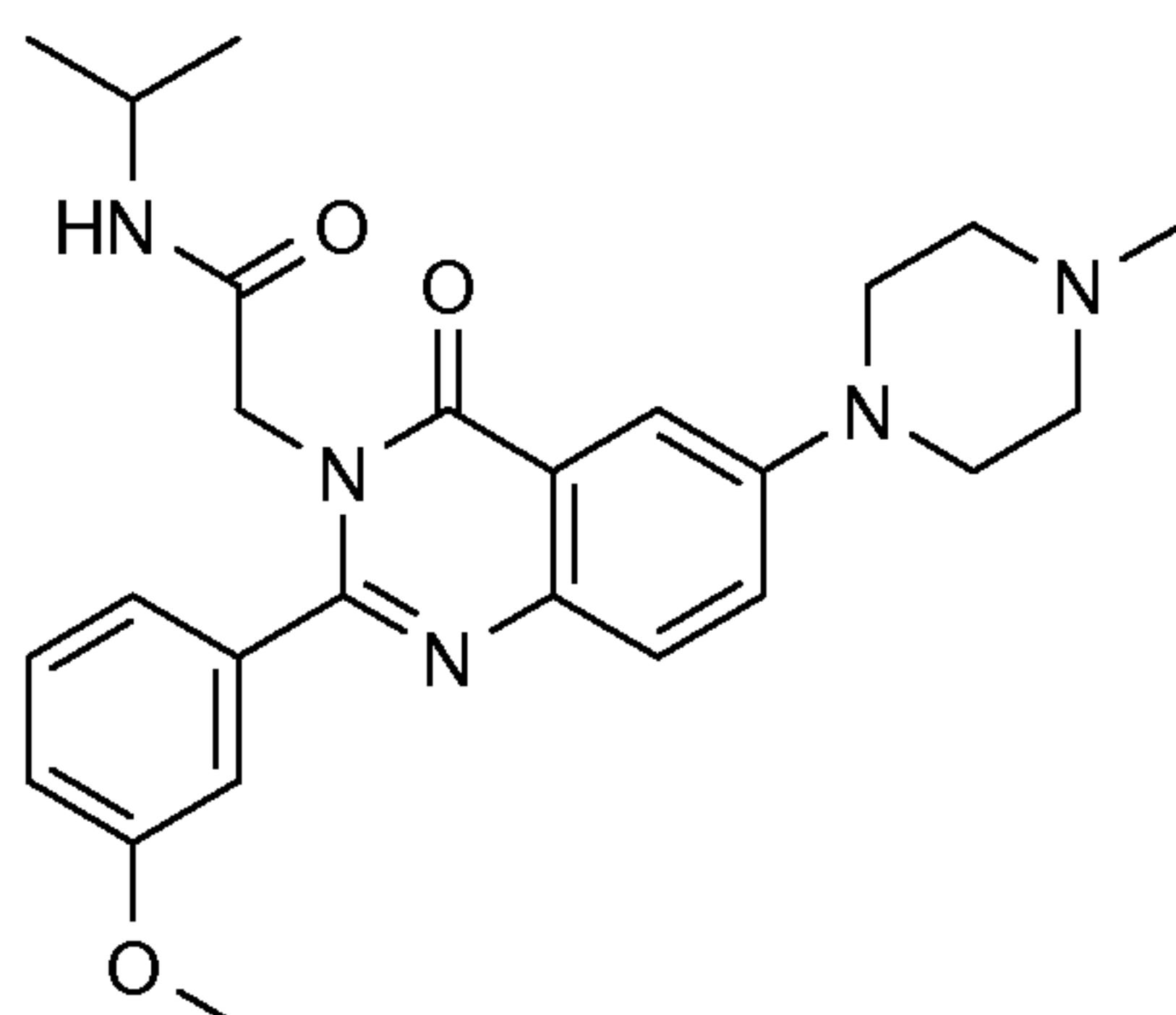
MS (ESI) m/z : 464 ($[M+H]^+$) (from INTERMEDIATE V.4 and INTERMEDIATE II.2)

EXAMPLE 3c: 2-[6-(3-Dimethylaminomethyl-piperidin-1-yl)-2-(3-methoxyphenyl)-4-oxo-4H-quinazolin-3-yl]-N-isopropylacetamide



MS (ESI) m/z : 492 ($[M+H]^+$) (from INTERMEDIATE V.5 and INTERMEDIATE II.2)

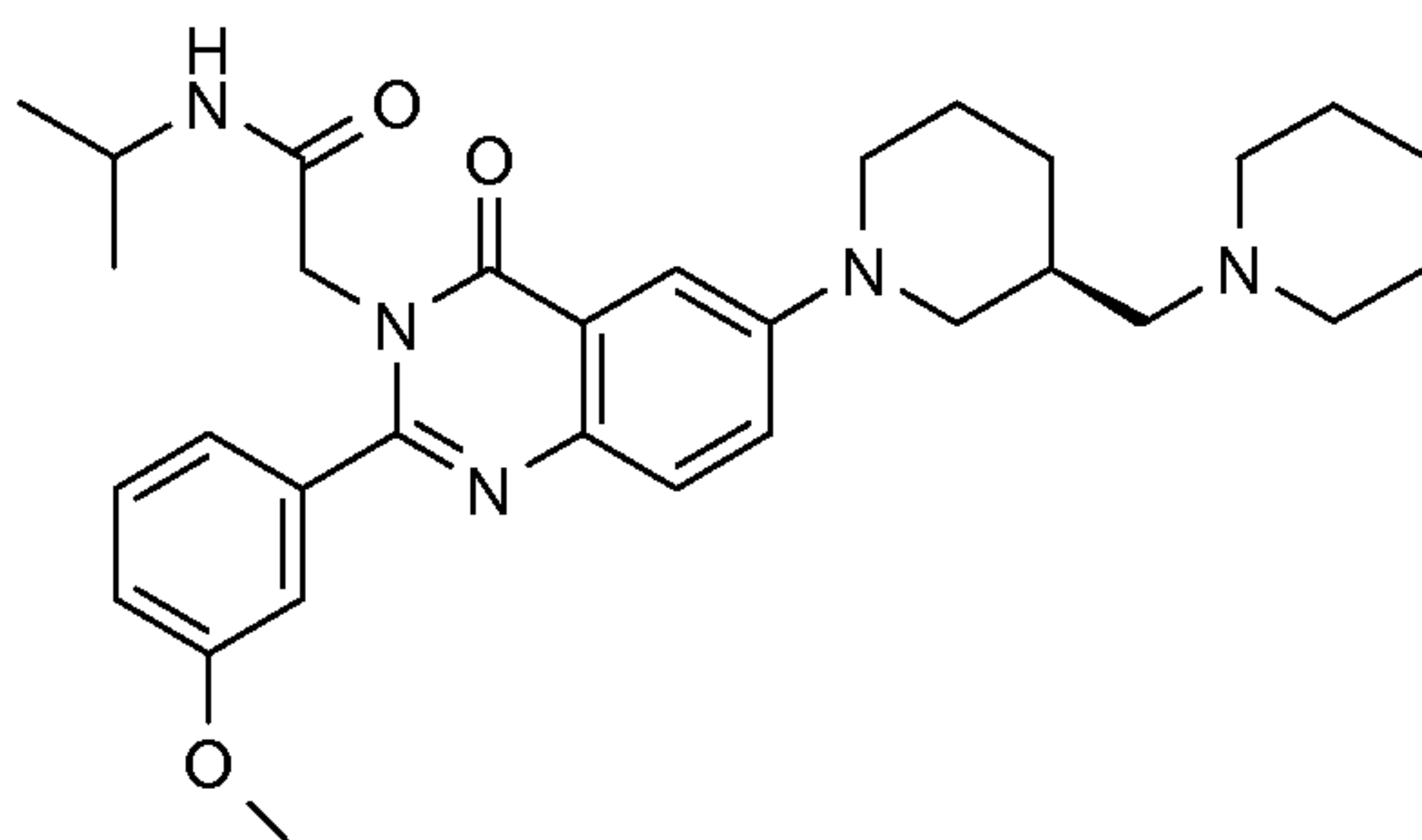
EXAMPLE 3d: N-Isopropyl-2-[2-(3-methoxyphenyl)-6-(4-methyl-piperazin-1-yl)-4-oxo-4H-quinazolin-3-yl]acetamide



MS (ESI) m/z : 450 ($[M+H]^+$) (from INTERMEDIATE V.6 and INTERMEDIATE II.2)

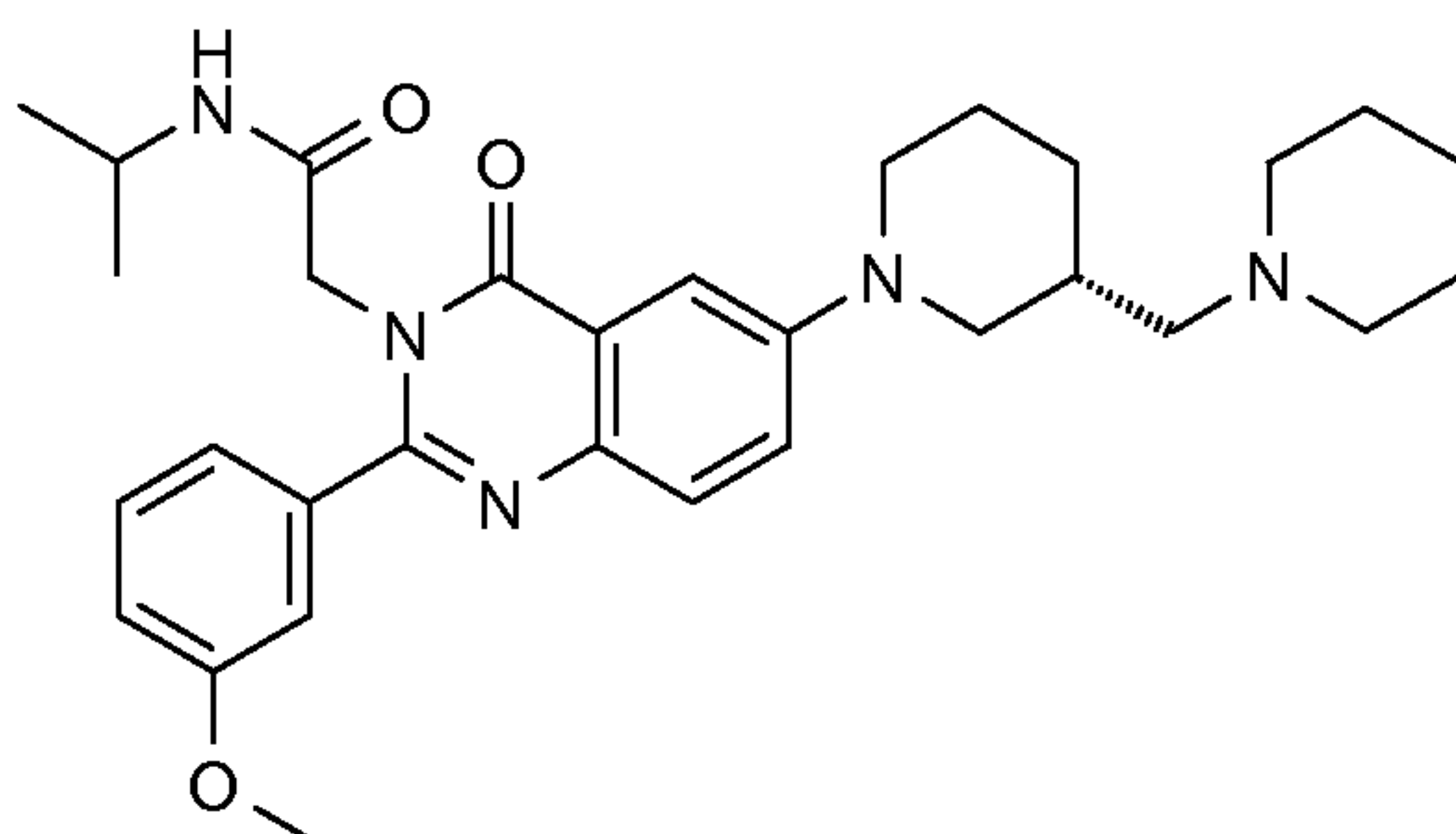
EXAMPLE 3e: N-Isopropyl-2-[2-(3-methoxyphenyl)-4-oxo-6-((S)-3-piperidin-1-ylmethylpiperidin-1-yl)-4H-quinazolin-3-yl]

63



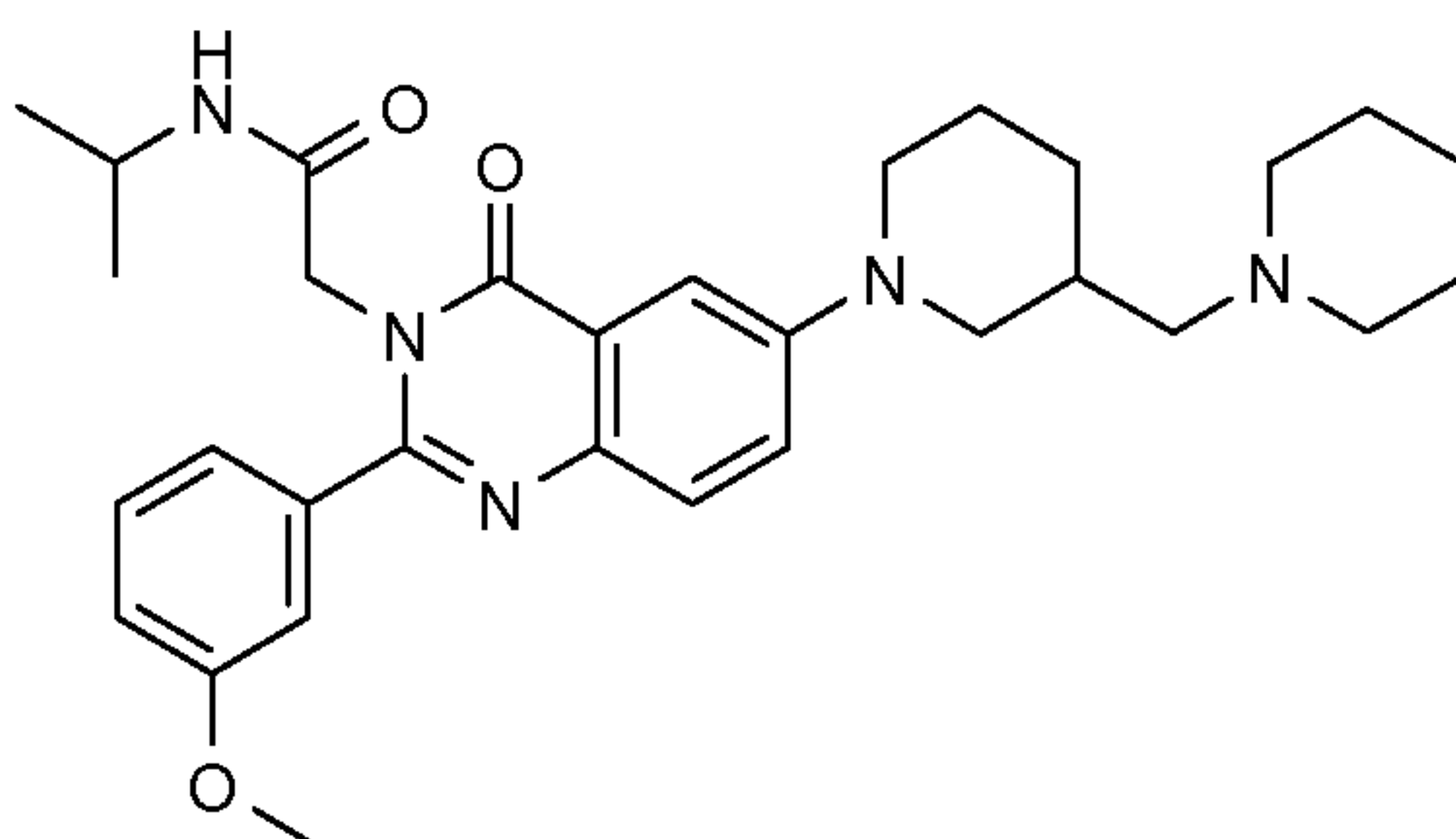
MS (ESI) m/z : 532 ($[M+H]^+$) (from INTERMEDIATE V.7 and INTERMEDIATE II.2)

EXAMPLE 3f: *N*-Isopropyl-2-[2-(3-methoxyphenyl)-4-oxo-6-((*R*)-3-piperidin-1-ylmethylpiperidin-1-yl)-4*H*-quinazolin-3-yl]acetamide



MS (ESI) m/z : 532 ($[M+H]^+$) (from INTERMEDIATE V.9 and INTERMEDIATE II.2)

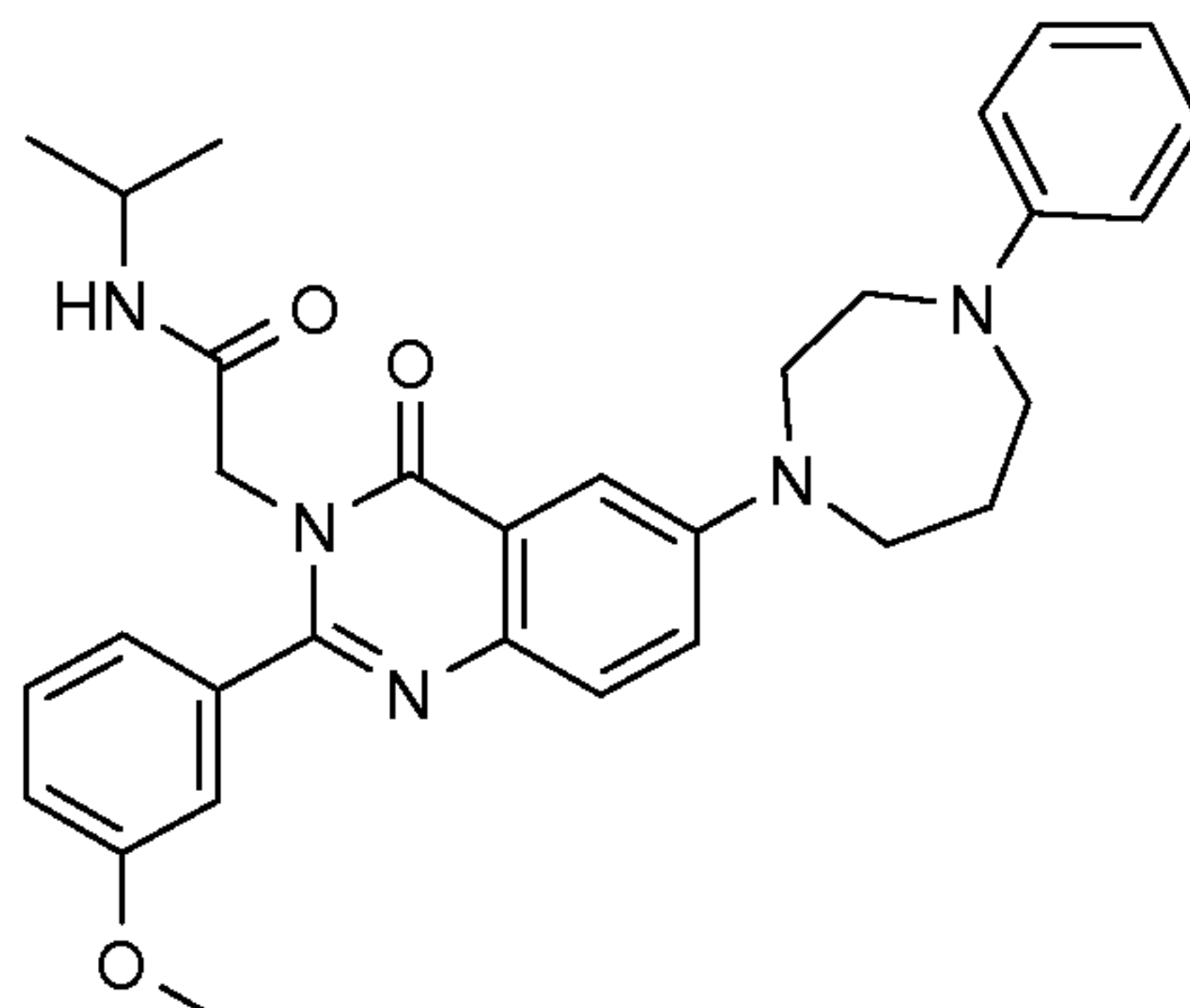
EXAMPLE 3g: *N*-Isopropyl-2-[2-(3-methoxyphenyl)-4-oxo-6-(3-piperidin-1-ylmethylpiperidin-1-yl)-4*H*-quinazolin-3-yl]acetamide



MS (ESI) m/z : 532 ($[M+H]^+$) (from INTERMEDIATE V.10 and INTERMEDIATE II.2)

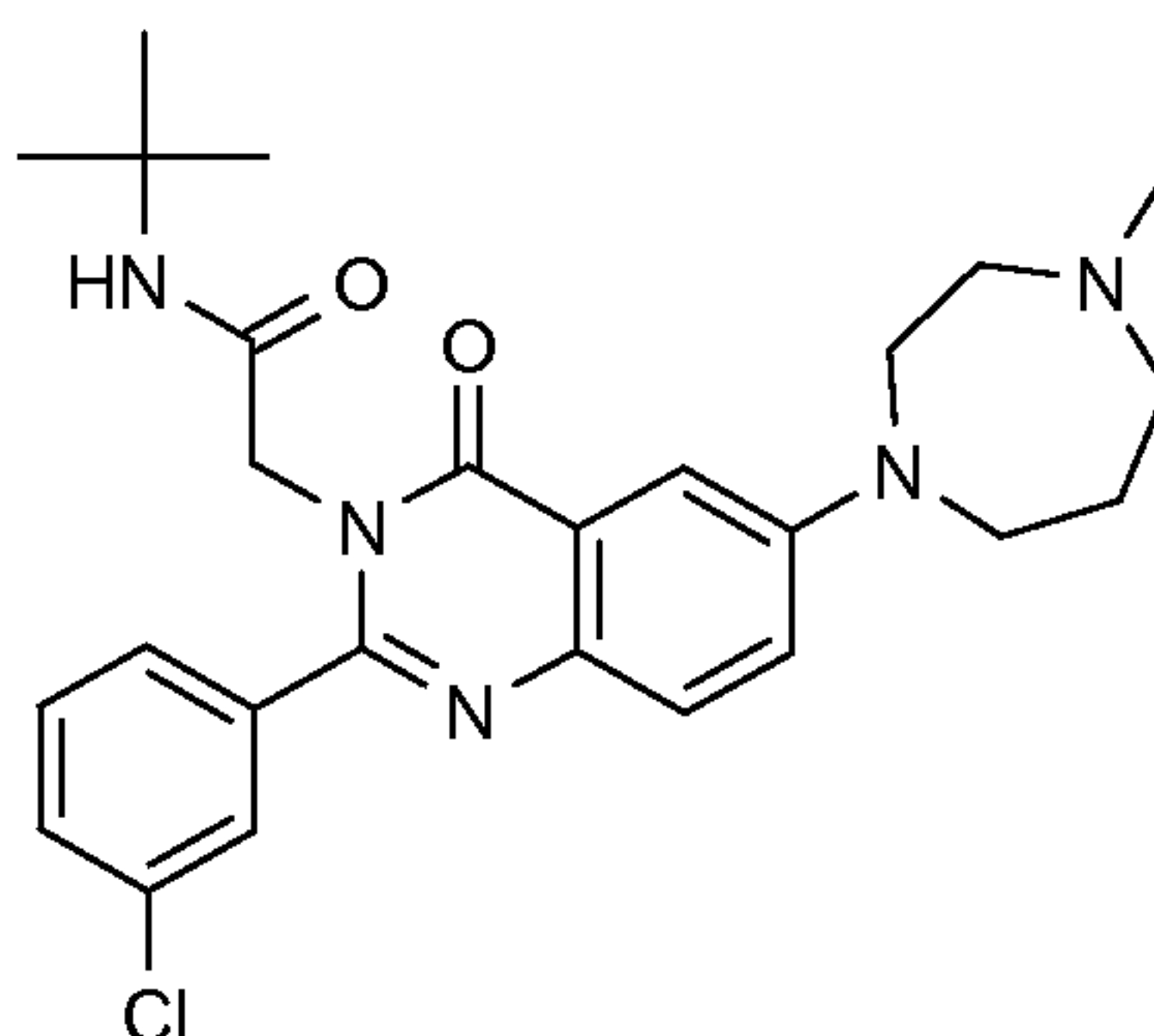
EXAMPLE 3h: *N*-Isopropyl-2-[2-(3-methoxyphenyl)-4-oxo-6-(4-phenylperhydro-1,4-diazepin-1-yl)-4*H*-quinazolin-3-yl]acetamide

64



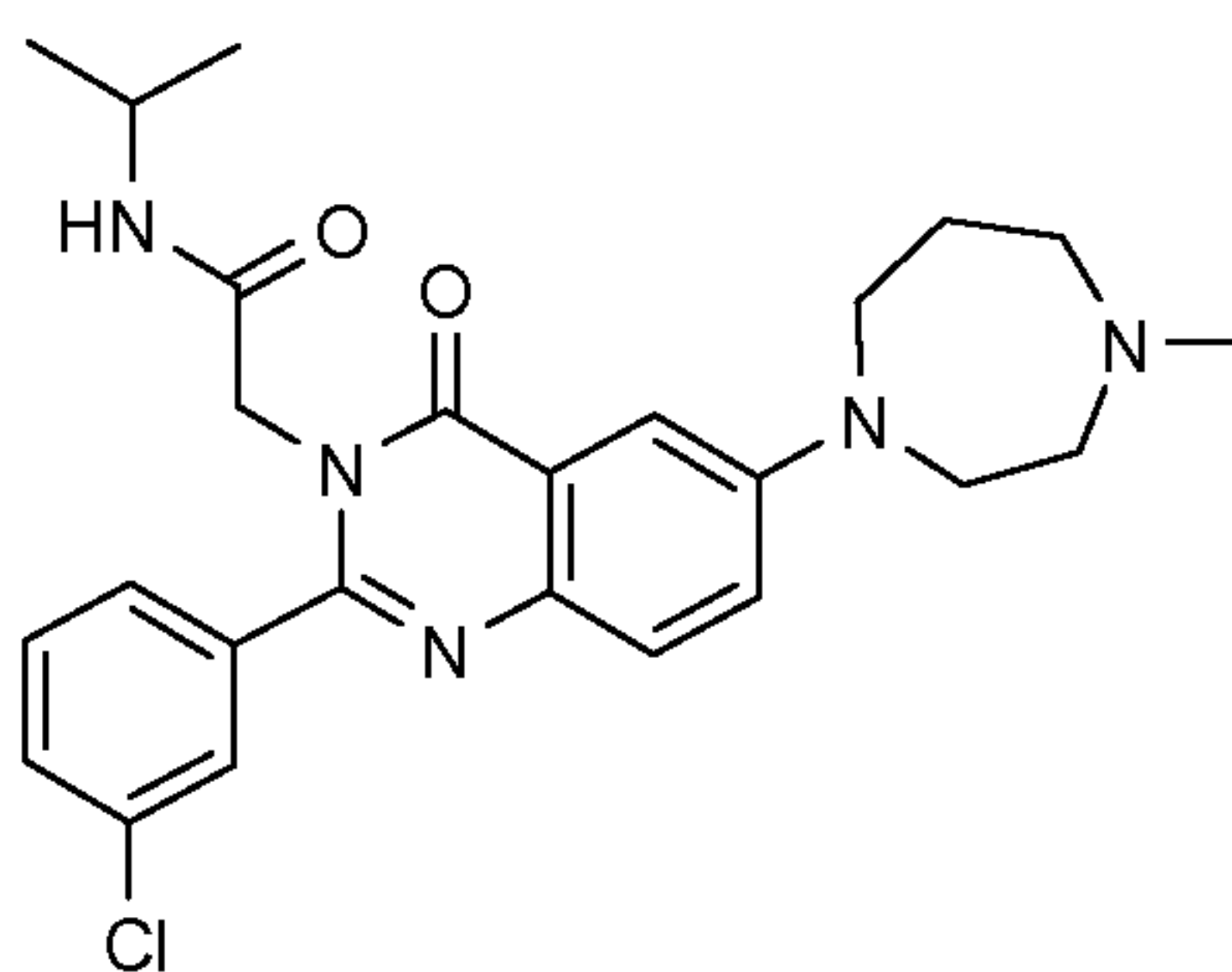
MS (ESI) m/z : 526 ($[M+H]^+$) (from INTERMEDIATE V.12 and INTERMEDIATE II.2)

EXAMPLE 3i: *N*-tert-Butyl-2-[2-(3-chlorophenyl)-6-(4-methylperhydro-1,4-diazepin-1-yl)-4-oxo-4*H*-quinazolin-3-yl]acetamide



MS (ESI) m/z : 482/484 ($[M+H]^+$) (from INTERMEDIATE V.13 and INTERMEDIATE II.1)

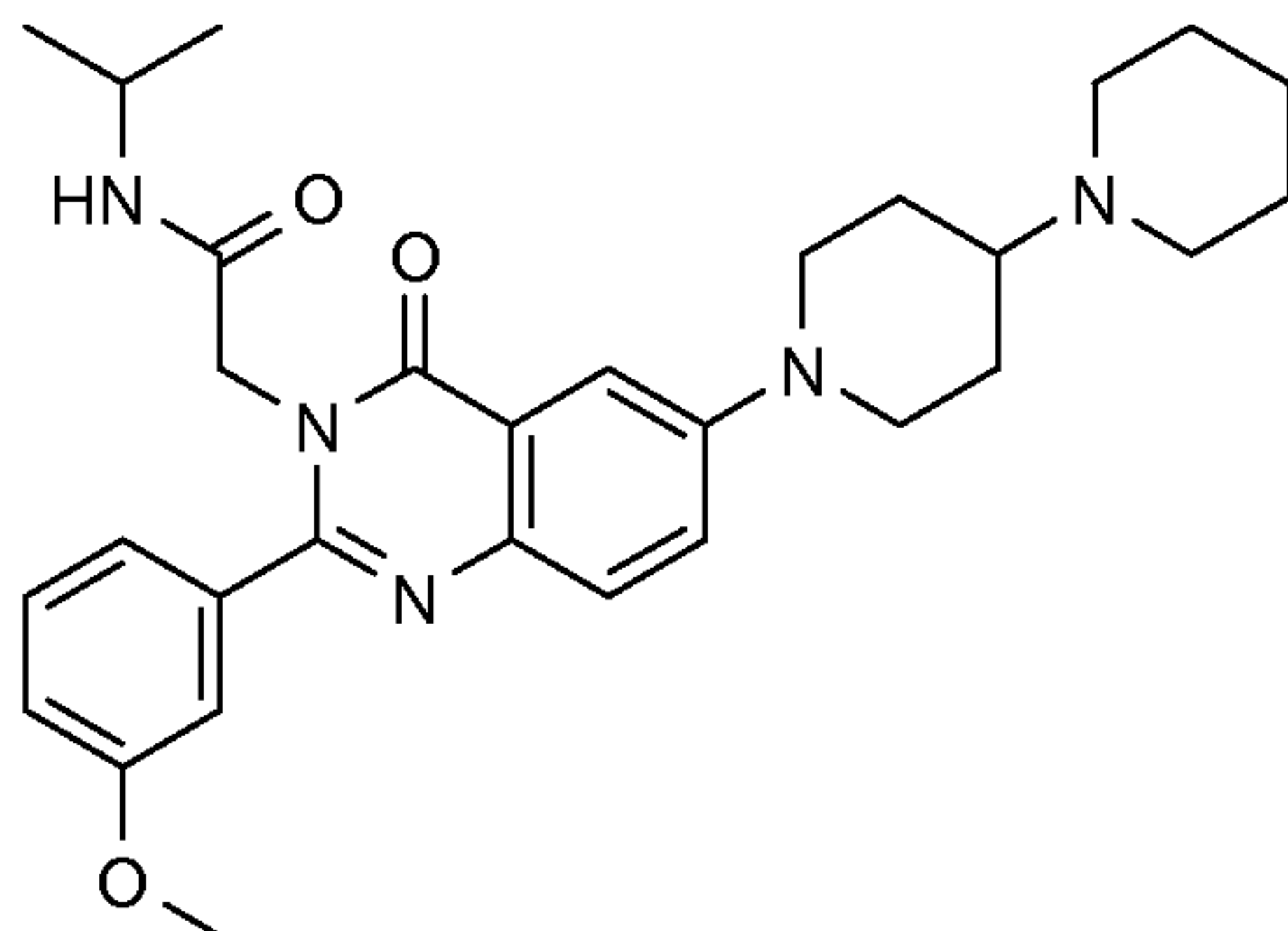
EXAMPLE 3j: 2-[2-(3-Chlorophenyl)-6-(4-methylperhydro-1,4-diazepin-1-yl)-4-oxo-4*H*-quinazolin-3-yl]-*N*-isopropylacetamide



MS (ESI) m/z : 468/470 ($[M+H]^+$) (from INTERMEDIATE V.1 and INTERMEDIATE II.1)

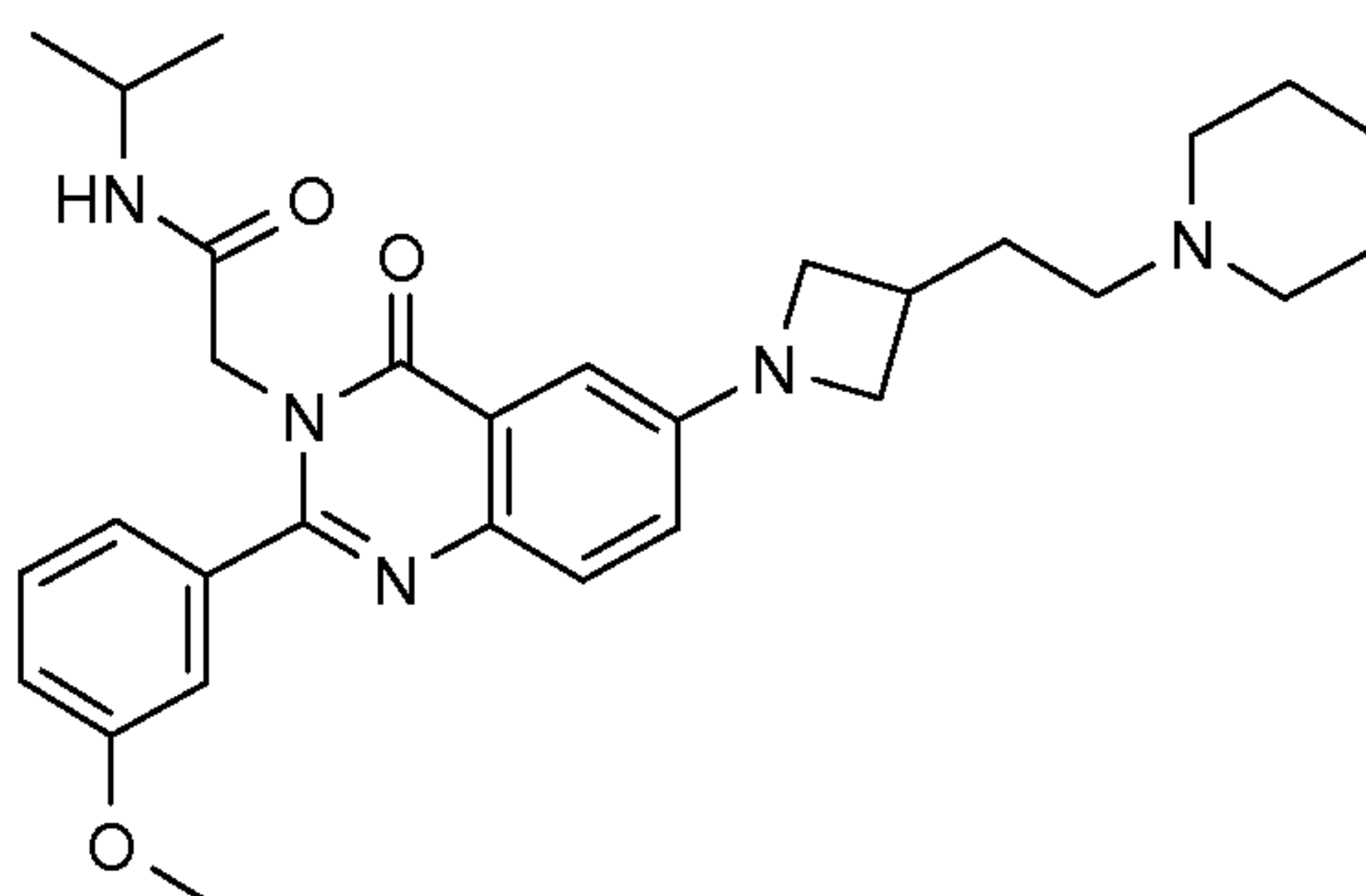
EXAMPLE 3k: 2-[6-[1,4']Bipiperidinyl-1'-yl-2-(3-methoxyphenyl)-4-oxo-4*H*-quinazolin-3-yl]-*N*-isopropylacetamide

65



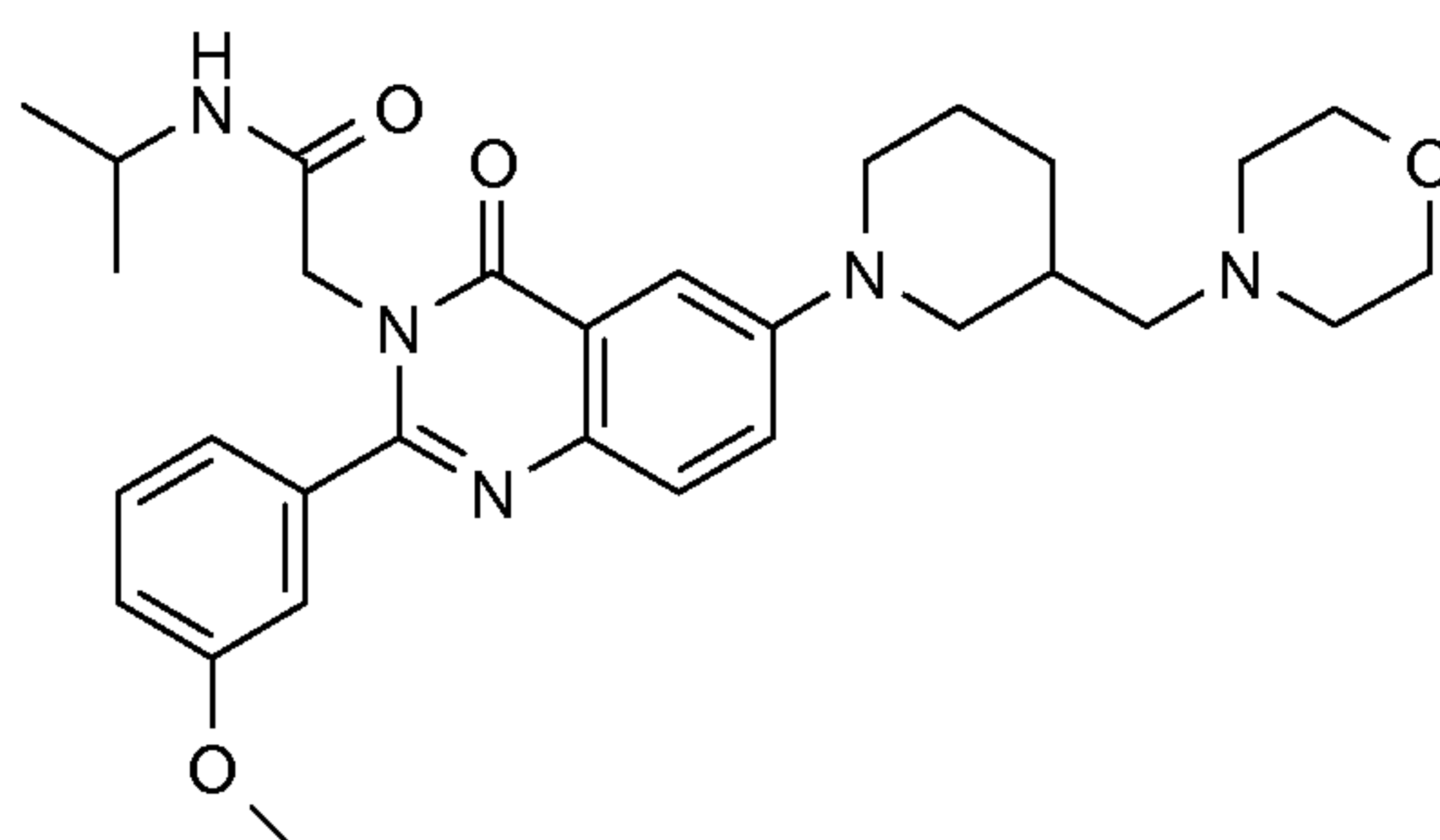
MS (ESI) m/z : 518 ($[M+H]^+$) (from INTERMEDIATE V.15 and INTERMEDIATE II.2)

EXAMPLE 3l: *N*-Isopropyl-2-[2-(3-methoxyphenyl)-4-oxo-6-[3-(2-piperidin-1-ylethyl)azetidin-1-yl]-4*H*-quinazolin-3-yl]acetamide



MS (ESI) m/z : 518 ($[M+H]^+$) (from INTERMEDIATE V.16 and INTERMEDIATE II.2)

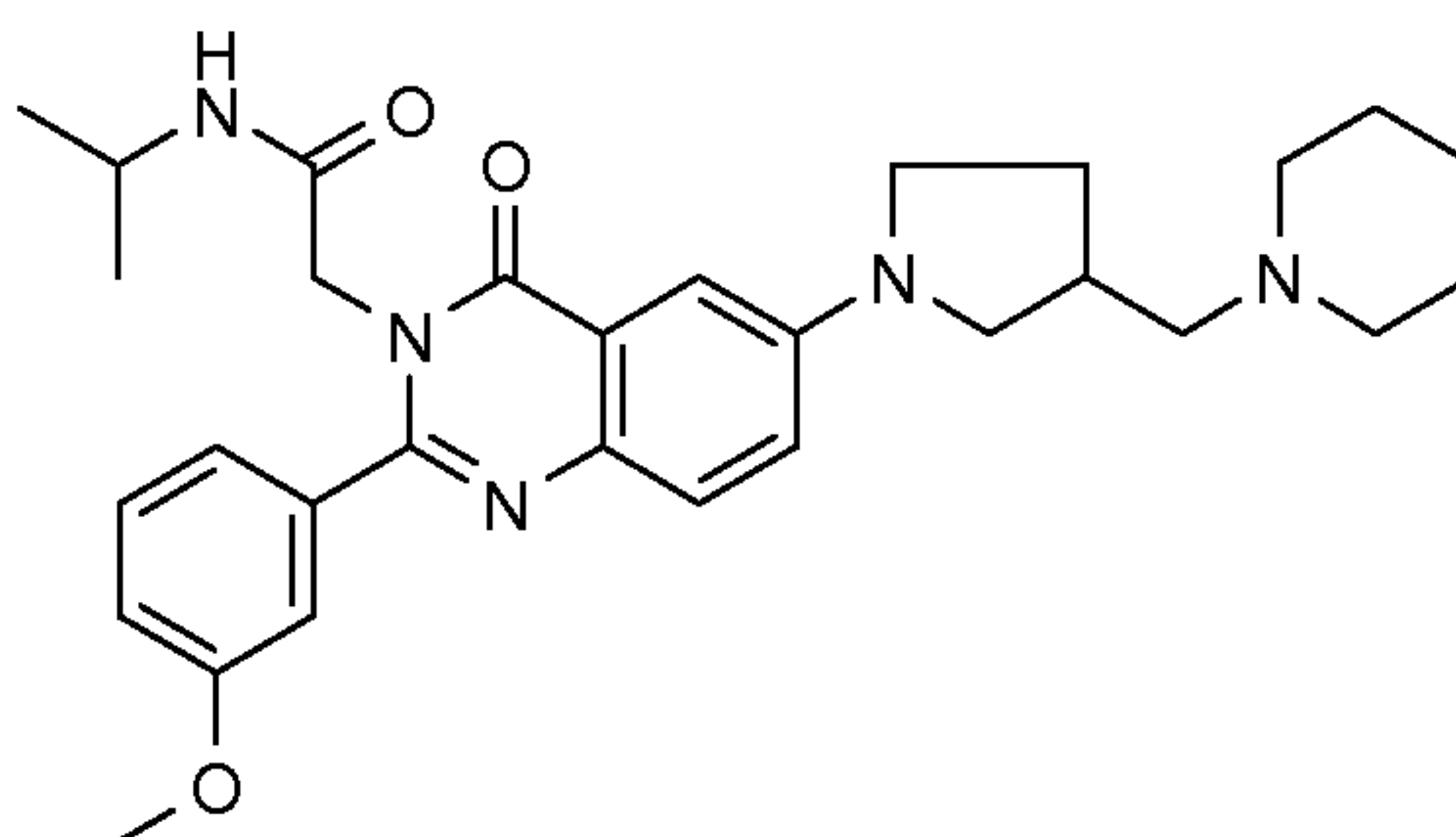
EXAMPLE 3m: *N*-Isopropyl-2-[2-(3-methoxyphenyl)-6-(3-morpholin-4-ylmethylpiperidin-1-yl)-4-oxo-4*H*-quinazolin-3-yl]acetamide



MS (ESI) m/z : 534 ($[M+H]^+$) (from INTERMEDIATE V.17 and INTERMEDIATE II.2)

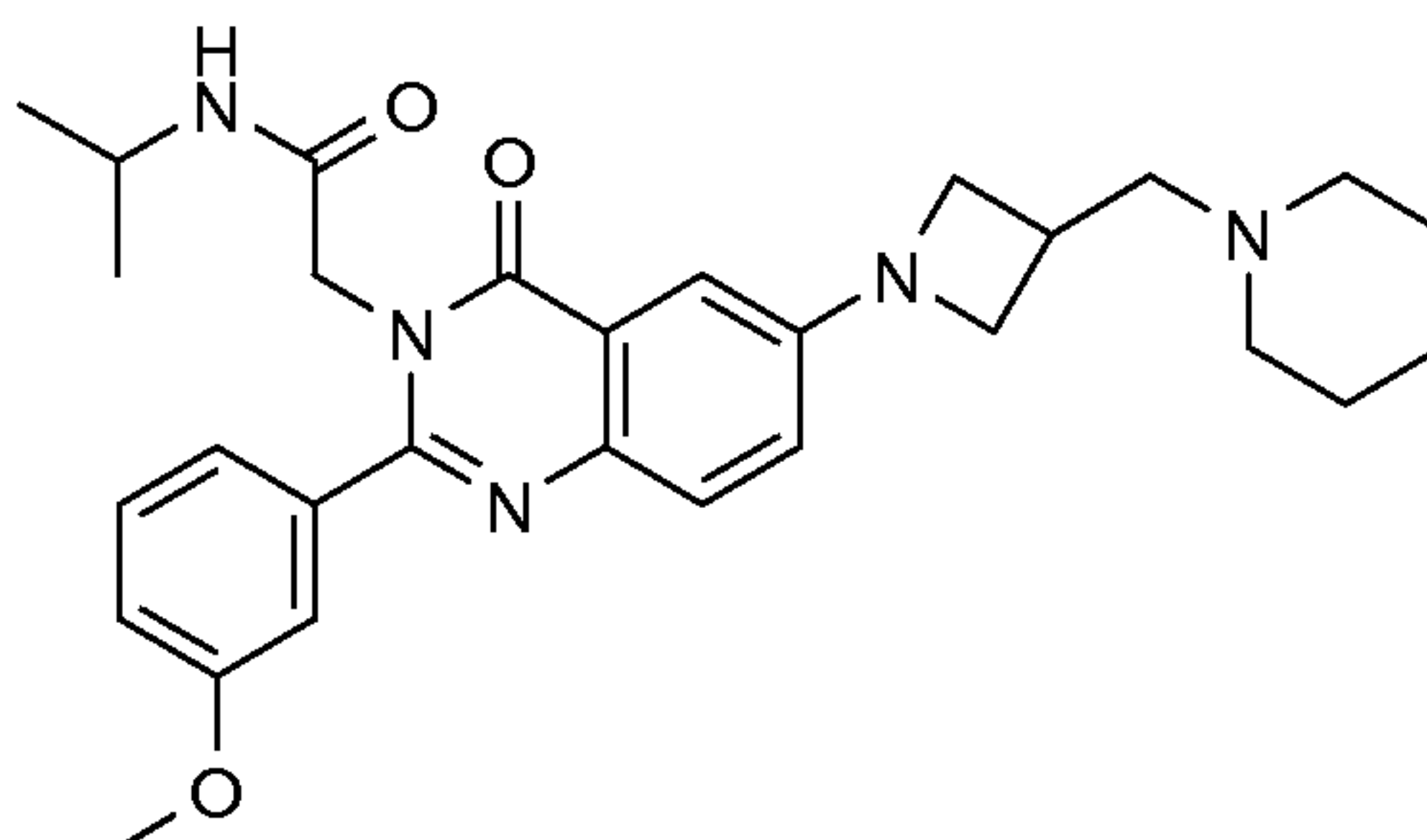
EXAMPLE 3n: *N*-Isopropyl-2-[2-(3-methoxyphenyl)-4-oxo-6-(3-piperidin-1-ylmethylpyrrolidin-1-yl)-4*H*-quinazolin-3-yl]acetamide

66



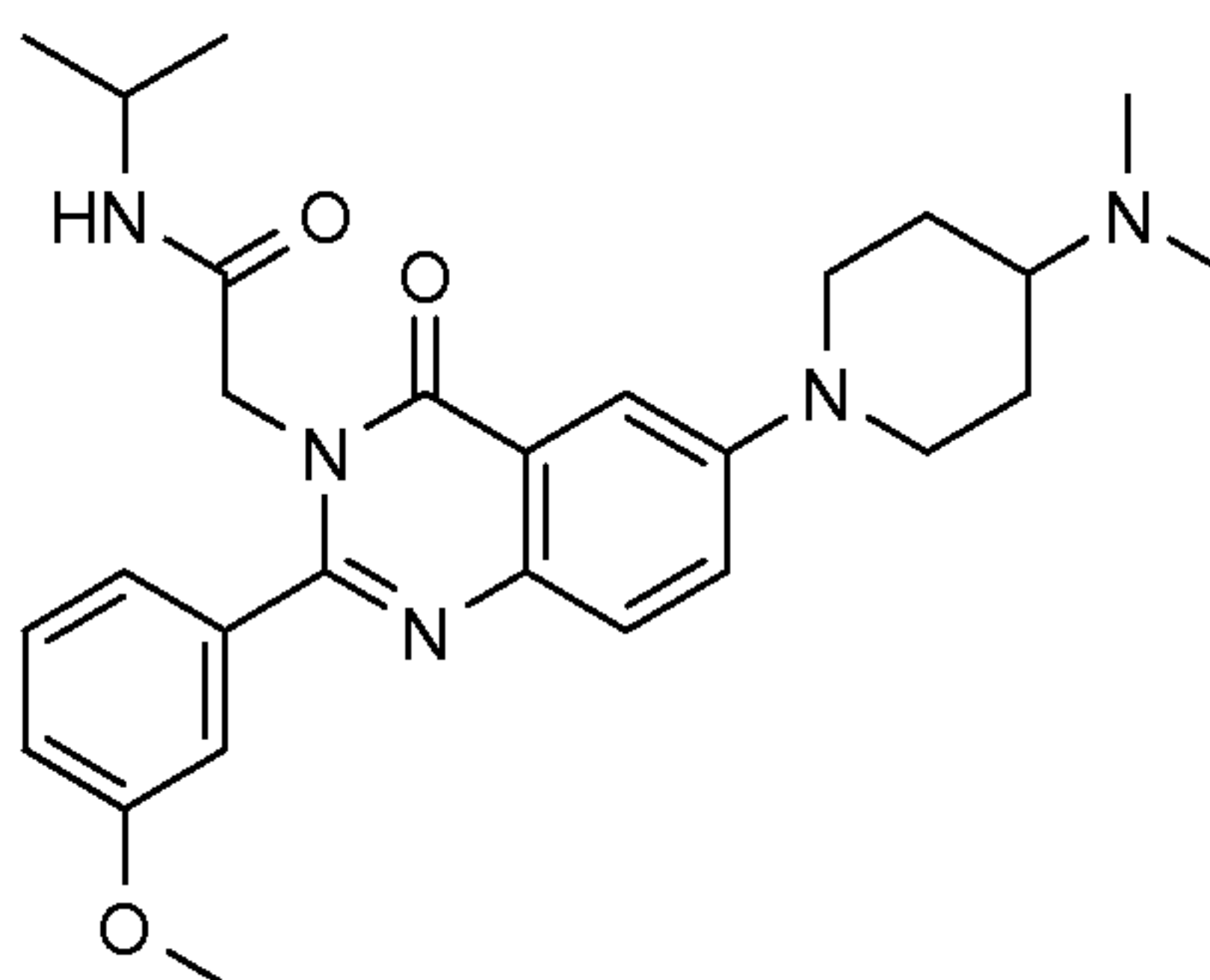
MS (ESI) m/z : 518 ($[M+H]^+$) (from INTERMEDIATE V.14 and INTERMEDIATE II.2)

EXAMPLE 3o: *N*-isopropyl-2-[2-(3-methoxyphenyl)-4-oxo-6-(3-piperidin-1-ylmethylazetidin-1-yl)-4*H*-quinazolin-3-yl]acetamide



MS (ESI) m/z : 504 ($[M+H]^+$) (from INTERMEDIATE V.11 and INTERMEDIATE II.2)

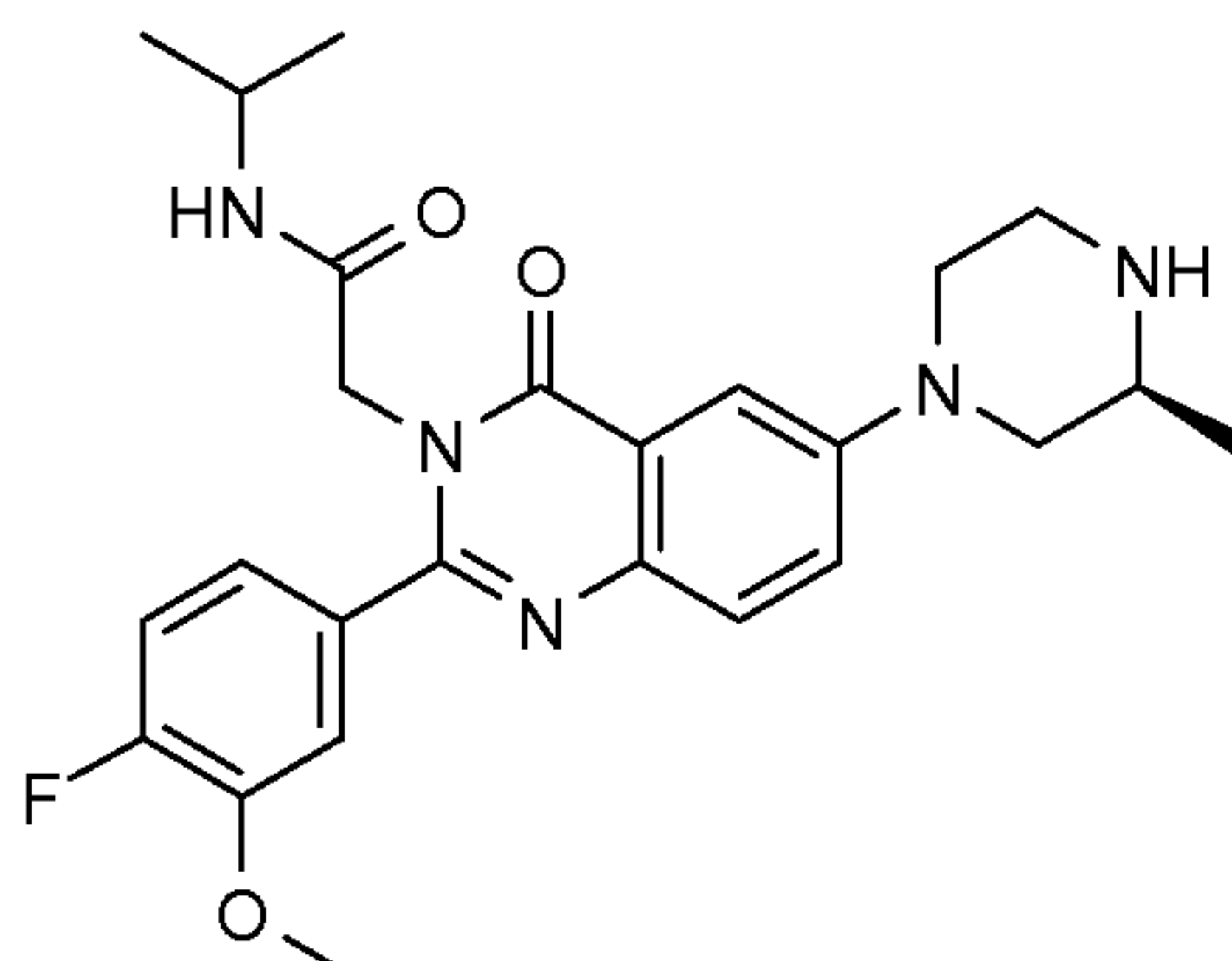
EXAMPLE 3p: 2-[6-(4-Dimethylaminopiperidin-1-yl)-2-(3-methoxyphenyl)-4-oxo-4*H*-quinazolin-3-yl]-*N*-isopropylacetamide



MS (ESI) m/z : 478 ($[M+H]^+$) (from INTERMEDIATE V.8 and INTERMEDIATE II.2)

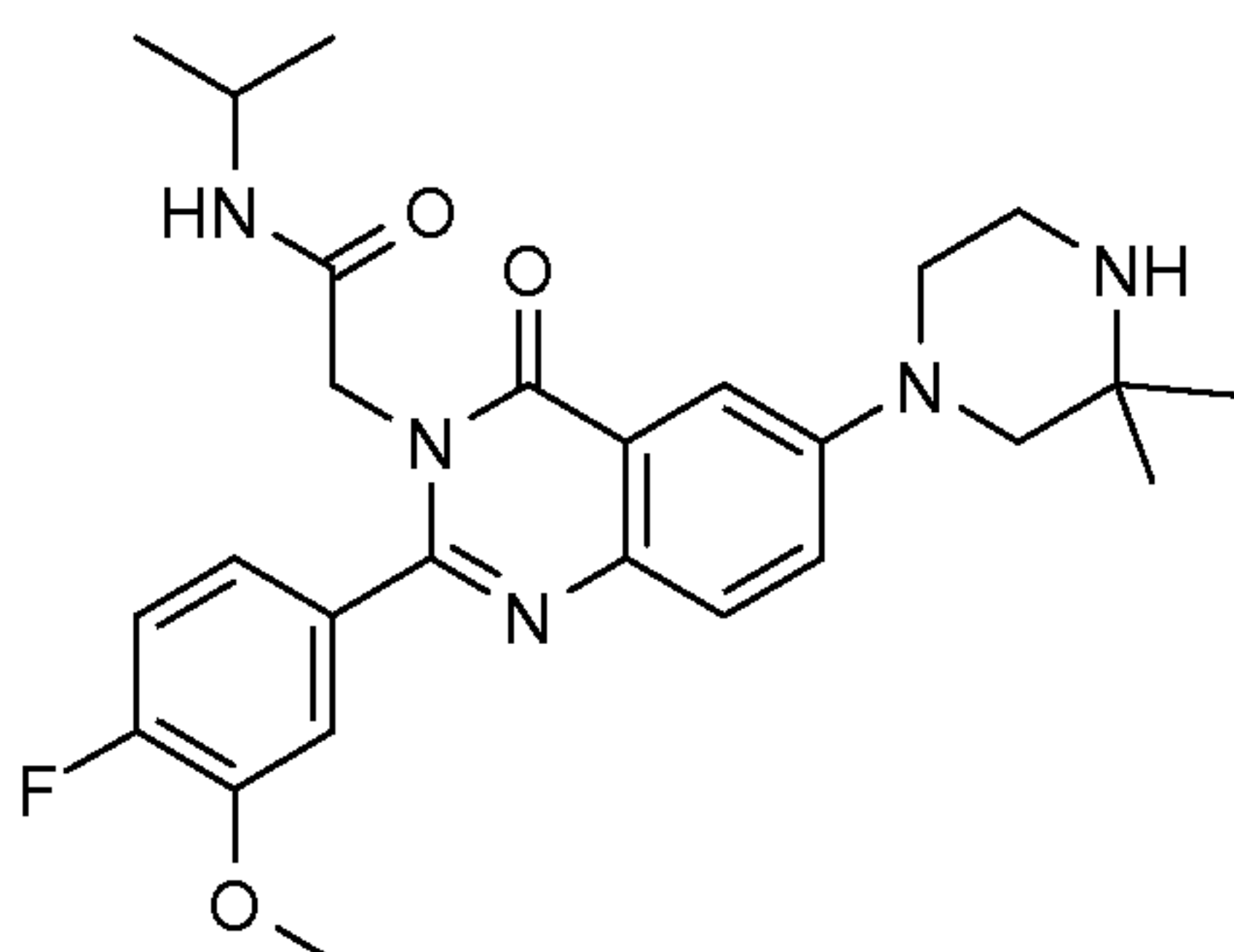
EXAMPLE 3q: 2-[2-(4-Fluoro-3-methoxyphenyl)-6-((*S*)-3-methylpiperazin-1-yl)-4-oxo-4*H*-quinazolin-3-yl]-*N*-isopropylacetamide

67



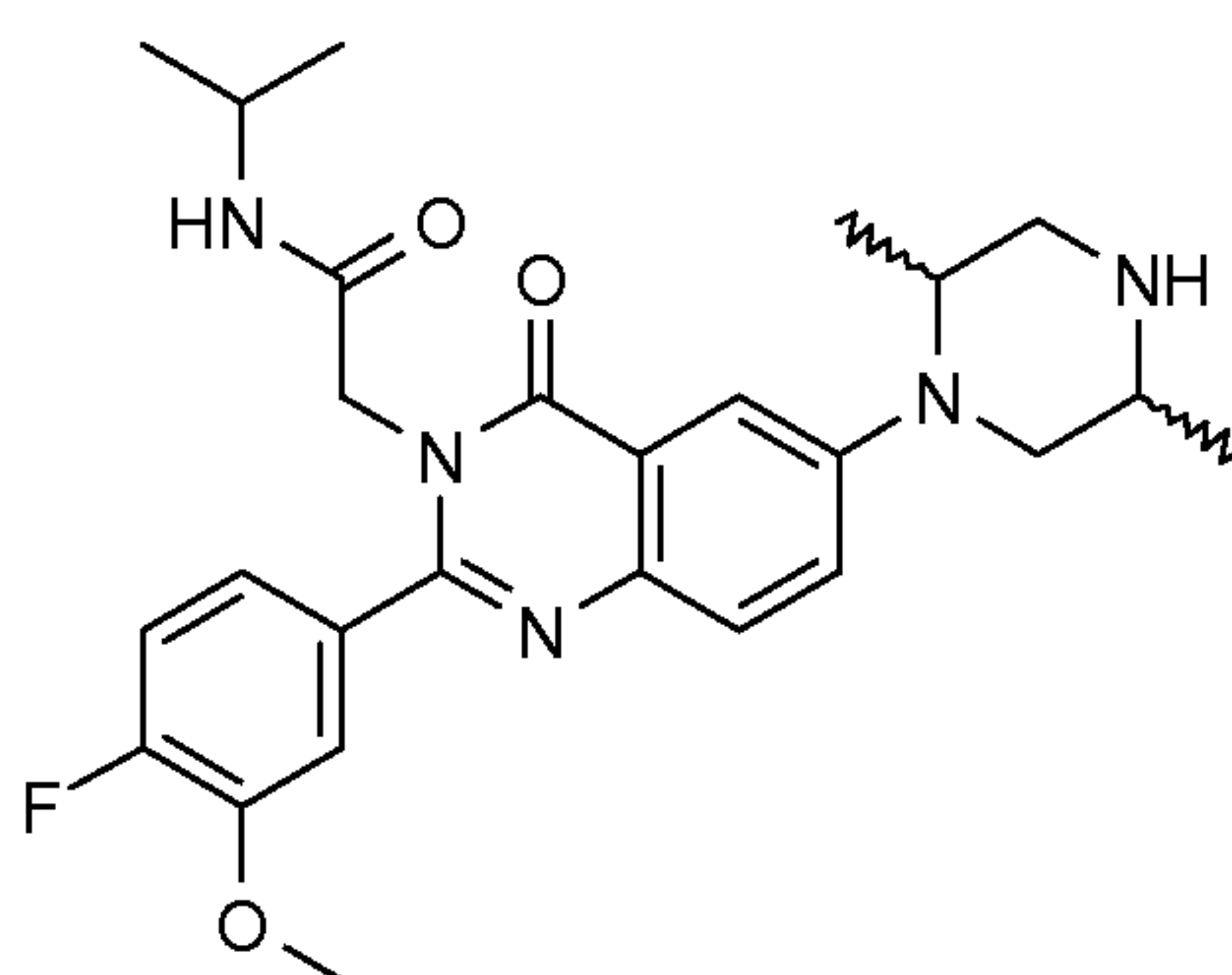
MS (ESI) m/z : 468 ($[M+H]^+$) (from INTERMEDIATE V.18 and INTERMEDIATE II.3)

EXAMPLE 3r: 2-[6-(Dimethylpiperazin-1-yl)-2-(4-fluoro-3-methoxyphenyl)-4-oxo-4H-quinazolin-3-yl]-N-isopropylacetamide



MS (ESI) m/z : 482 ($[M+H]^+$) (from INTERMEDIATE V.19 and INTERMEDIATE II.3)

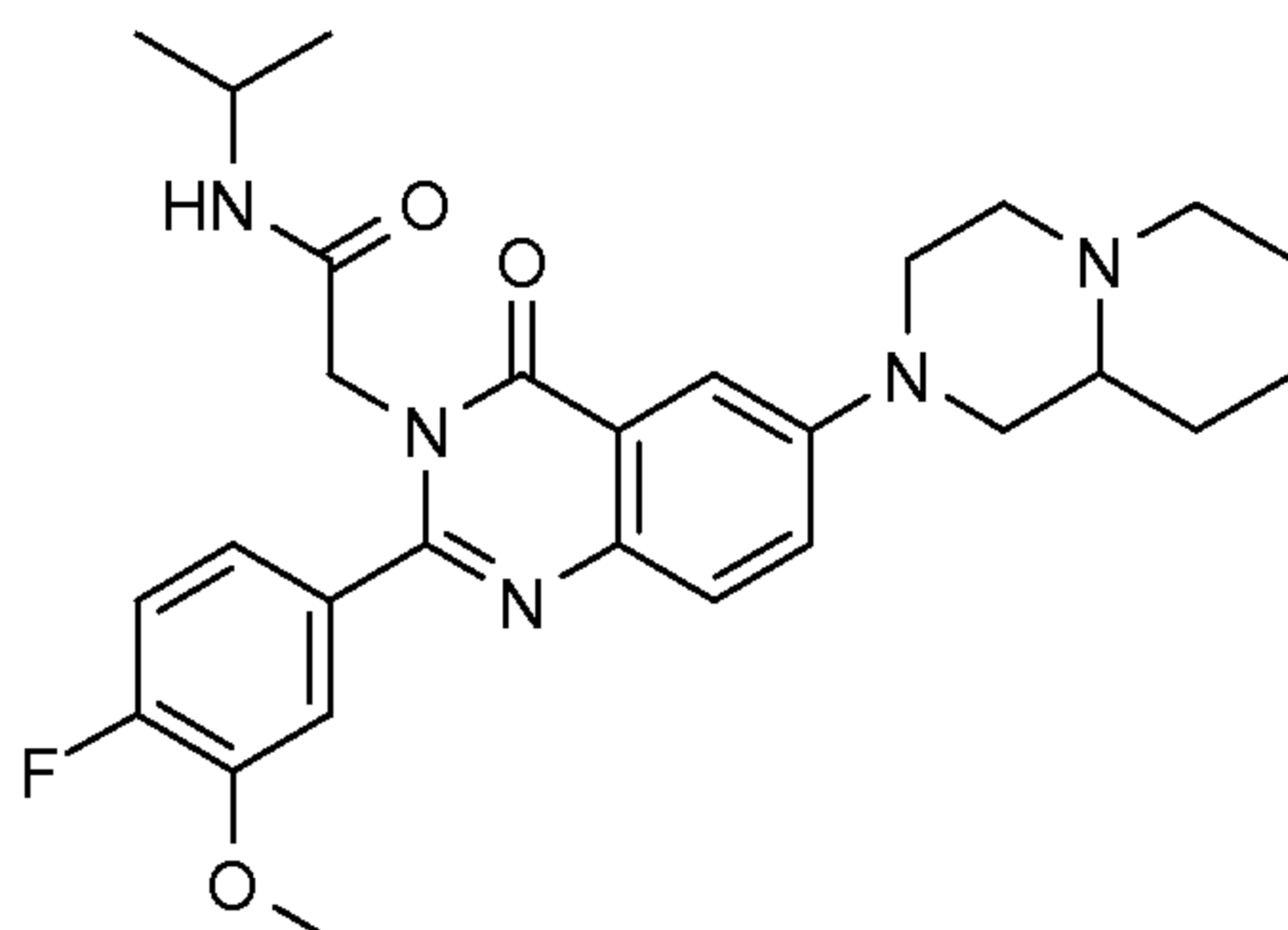
EXAMPLE 3s: 2-(6-(2,5-Dimethylpiperazin-1-yl)-2-(4-fluoro-3-methoxyphenyl)-4-oxo-4H-quinazolin-3-yl)-N-isopropylacetamide



MS (ESI) m/z : 482 ($[M+H]^+$) (from INTERMEDIATE V.20 and INTERMEDIATE II.3)

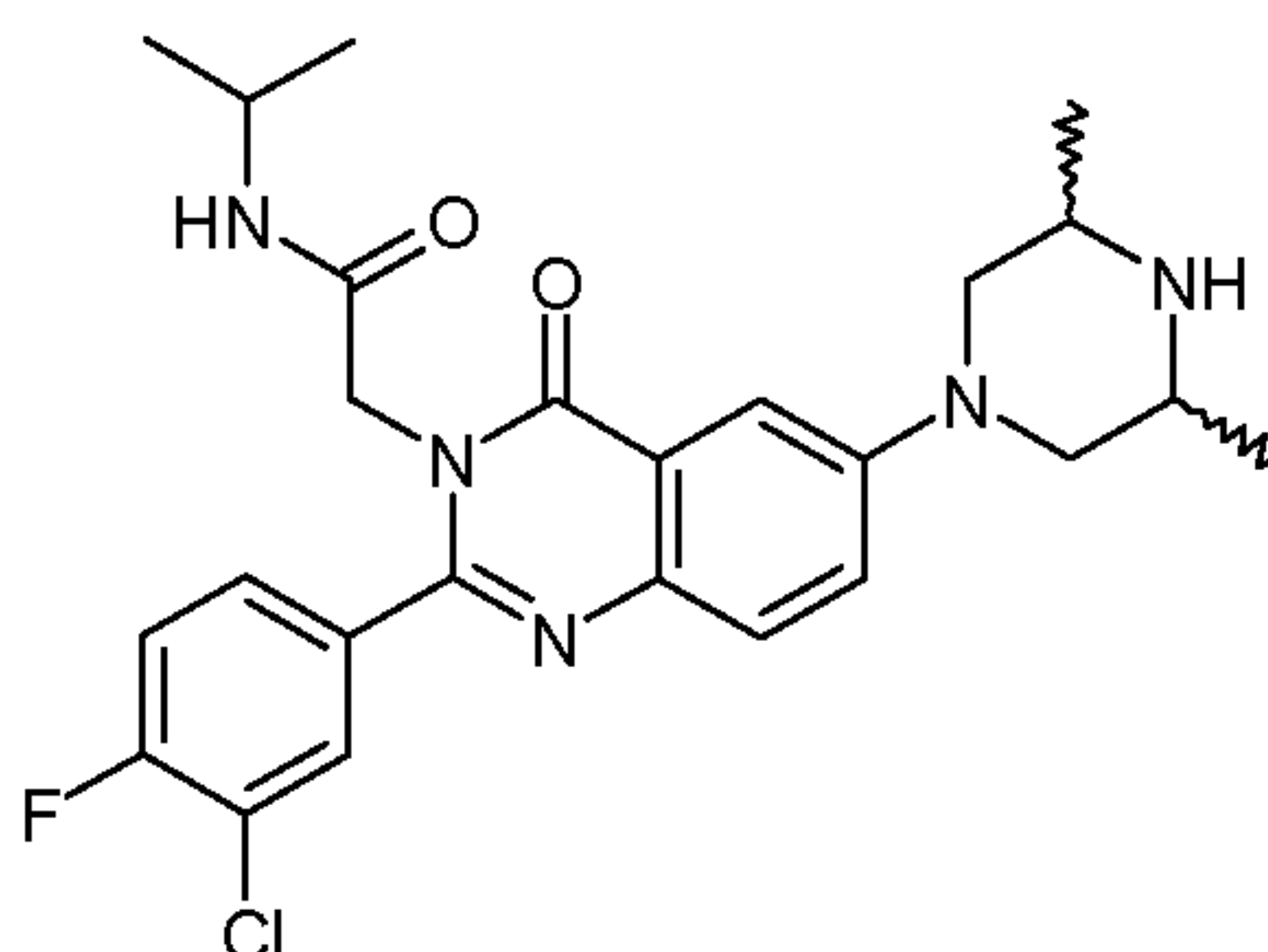
EXAMPLE 3t: 2-[2-(4-Fluoro-3-methoxyphenyl)-6-(octahydropyrido[1,2-a]pyrazin-2-yl)-4-oxo-4H-quinazolin-3-yl]-N-isopropylacetamide

68



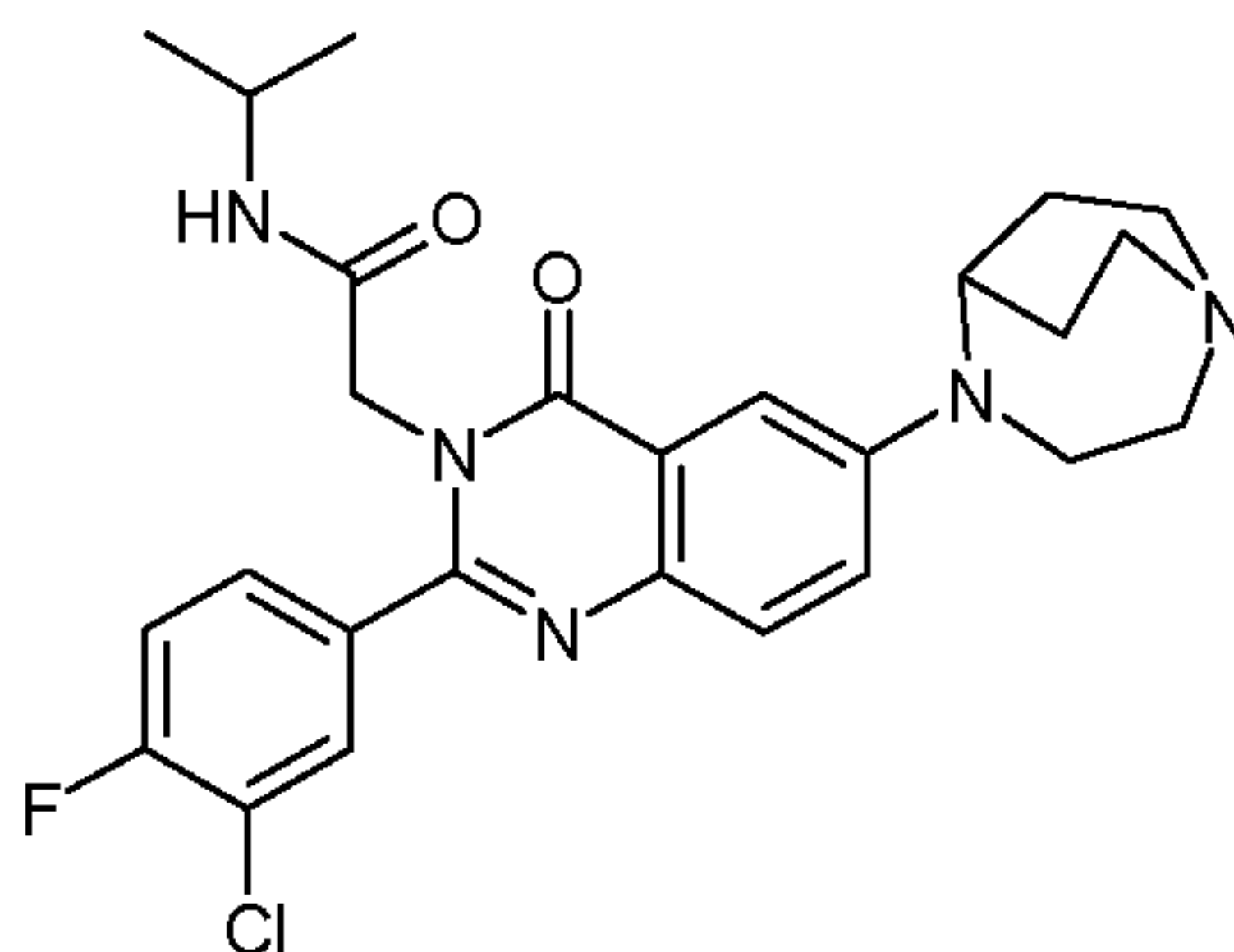
MS (ESI) m/z : 508 ($[M+H]^+$) (from INTERMEDIATE V.46 and INTERMEDIATE II.3)

EXAMPLE 3u: 2-[2-(3-Chloro-4-fluorophenyl)-6-(dimethylpiperazin-1-yl)-4-oxo-4H-quinazolin-3-yl]-N-isopropylacetamide



MS (ESI) m/z : 486/488 ($[M+H]^+$) (from INTERMEDIATE V.24 and INTERMEDIATE II.4).

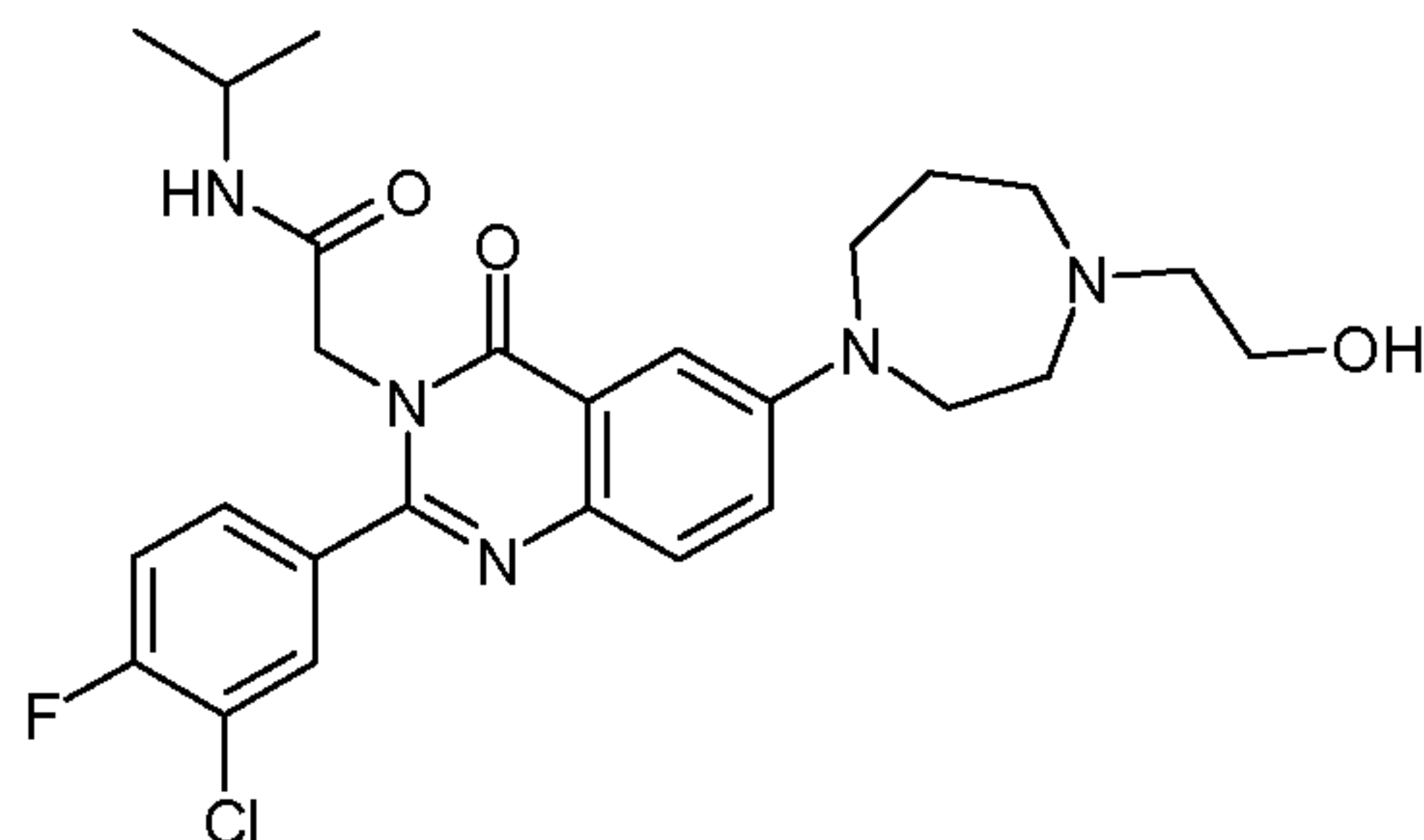
EXAMPLE 3v: 2-[2-(3-Chloro-4-fluorophenyl)-6-(1,4-diazabicyclo[3.2.2]non-4-yl)-4-oxo-4H-quinazolin-3-yl]-N-isopropylacetamide



MS (ESI) m/z : 498/500 ($[M+H]^+$) (from INTERMEDIATE V.47 and INTERMEDIATE II.4).

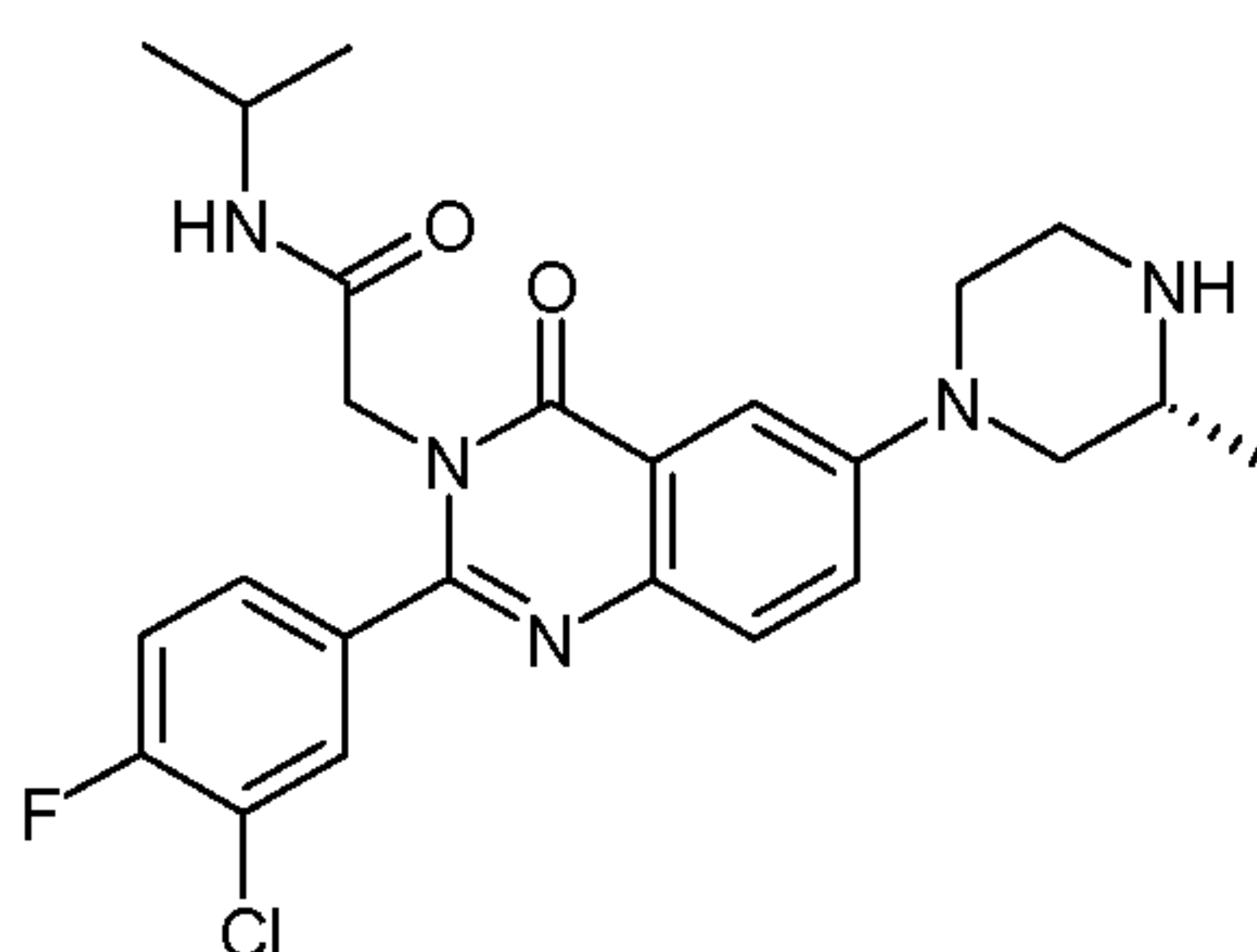
EXAMPLE 3w: 2-[2-(3-Chloro-4-fluorophenyl)-6-[4-(2-hydroxyethyl)perhydro-1,4-diazepin-1-yl]-4-oxo-4H-quinazolin-3-yl]-N-isopropylacetamide

69



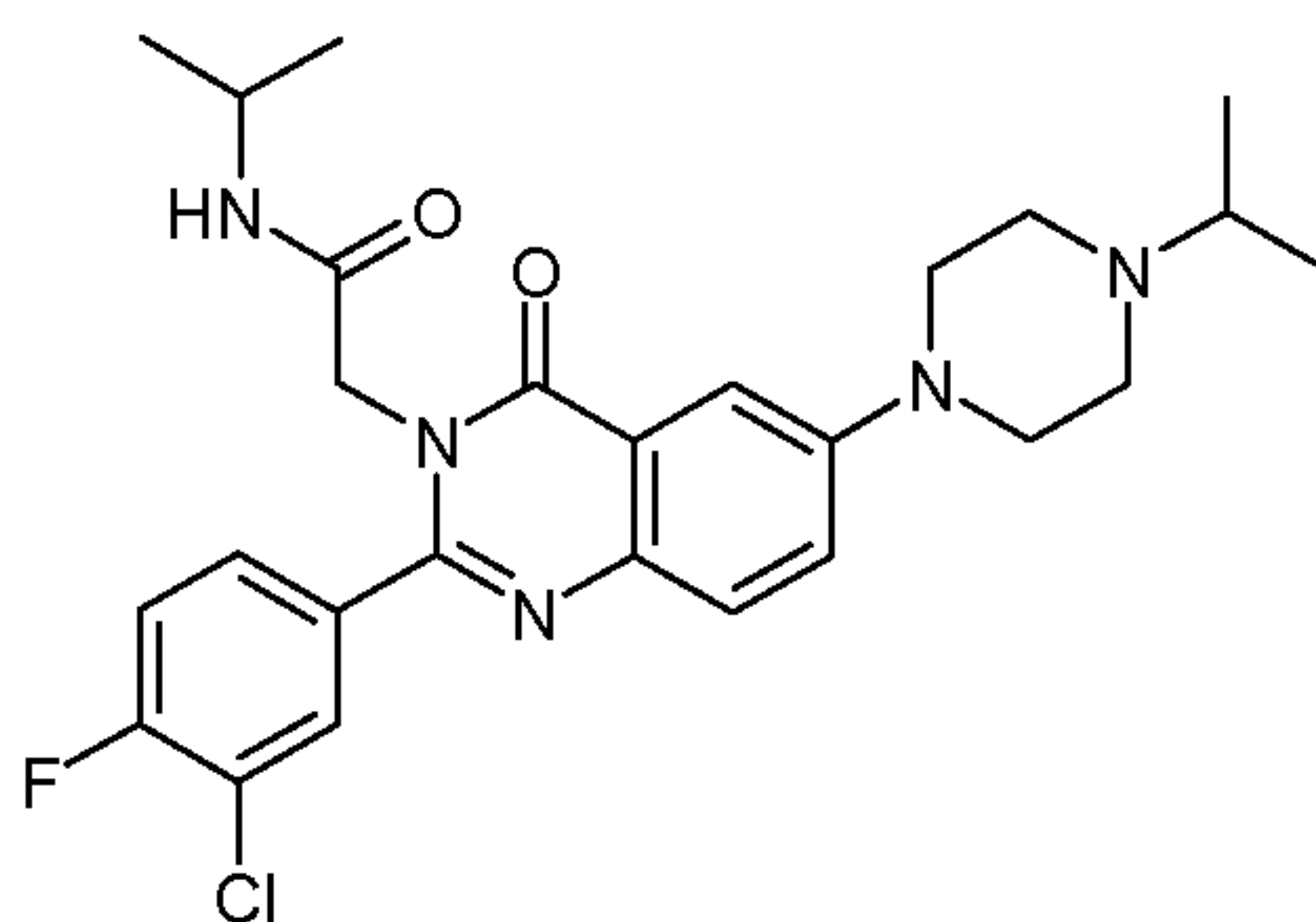
MS (ESI) m/z : 516 ($[M+H]^+$) (from INTERMEDIATE V.22 and INTERMEDIATE II.4).

EXAMPLE 3x: 2-[2-(3-Chloro-4-fluorophenyl)-6-((R)-3-methylpiperazin-1-yl)-4-oxo-4H-quinazolin-3-yl]-N-isopropylacetamide



MS (ESI) m/z : 472/474 ($[M+H]^+$) (from INTERMEDIATE V.25 and INTERMEDIATE II.4)

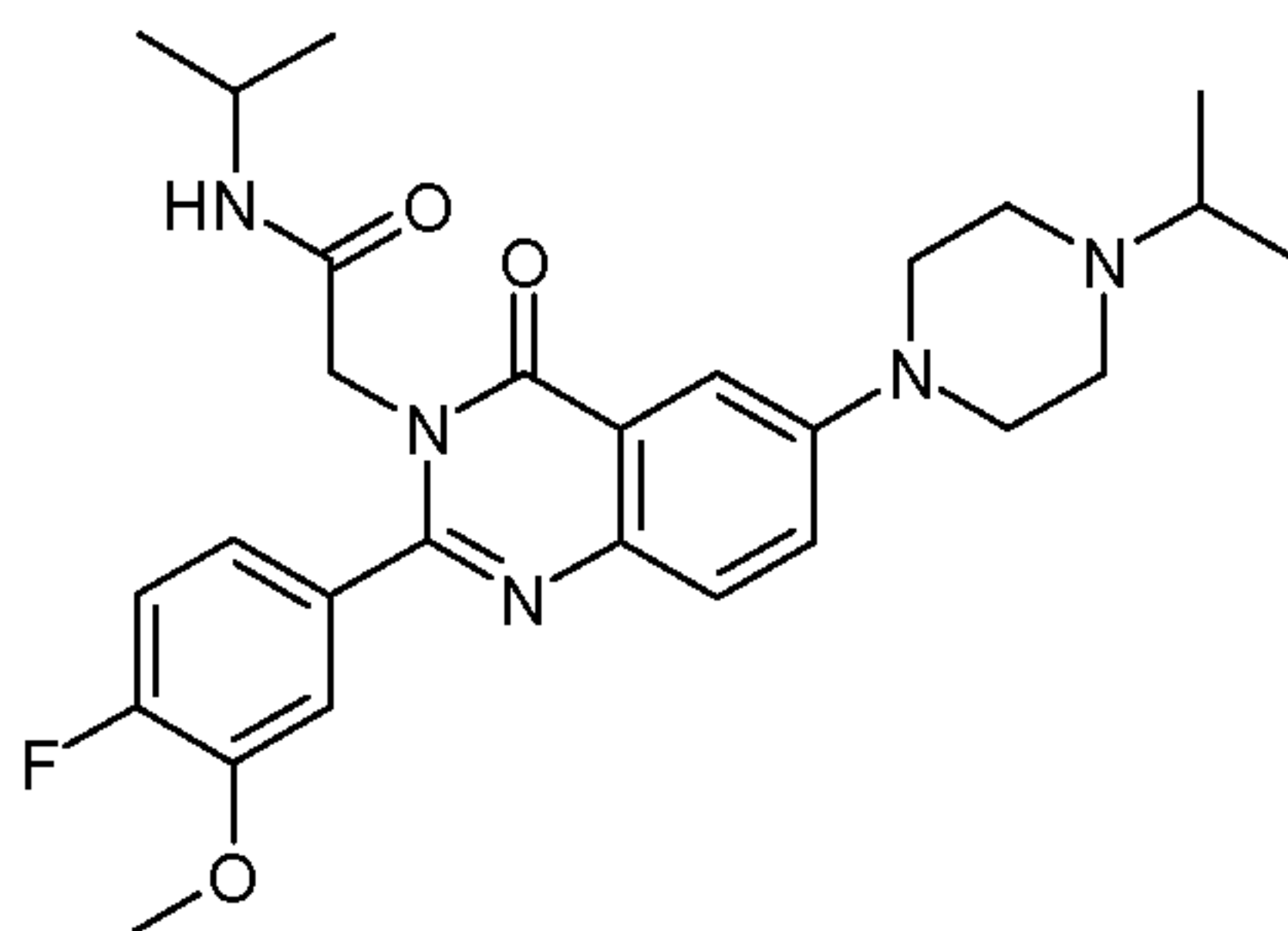
EXAMPLE 3y: 2-[2-(3-Chloro-4-fluorophenyl)-6-(4-isopropylpiperazin-1-yl)-4-oxo-4H-quinazolin-3-yl]-N-isopropylacetamide



MS (ESI) m/z : 500 ($[M+H]^+$) (from INTERMEDIATE V.23 and INTERMEDIATE II.4).

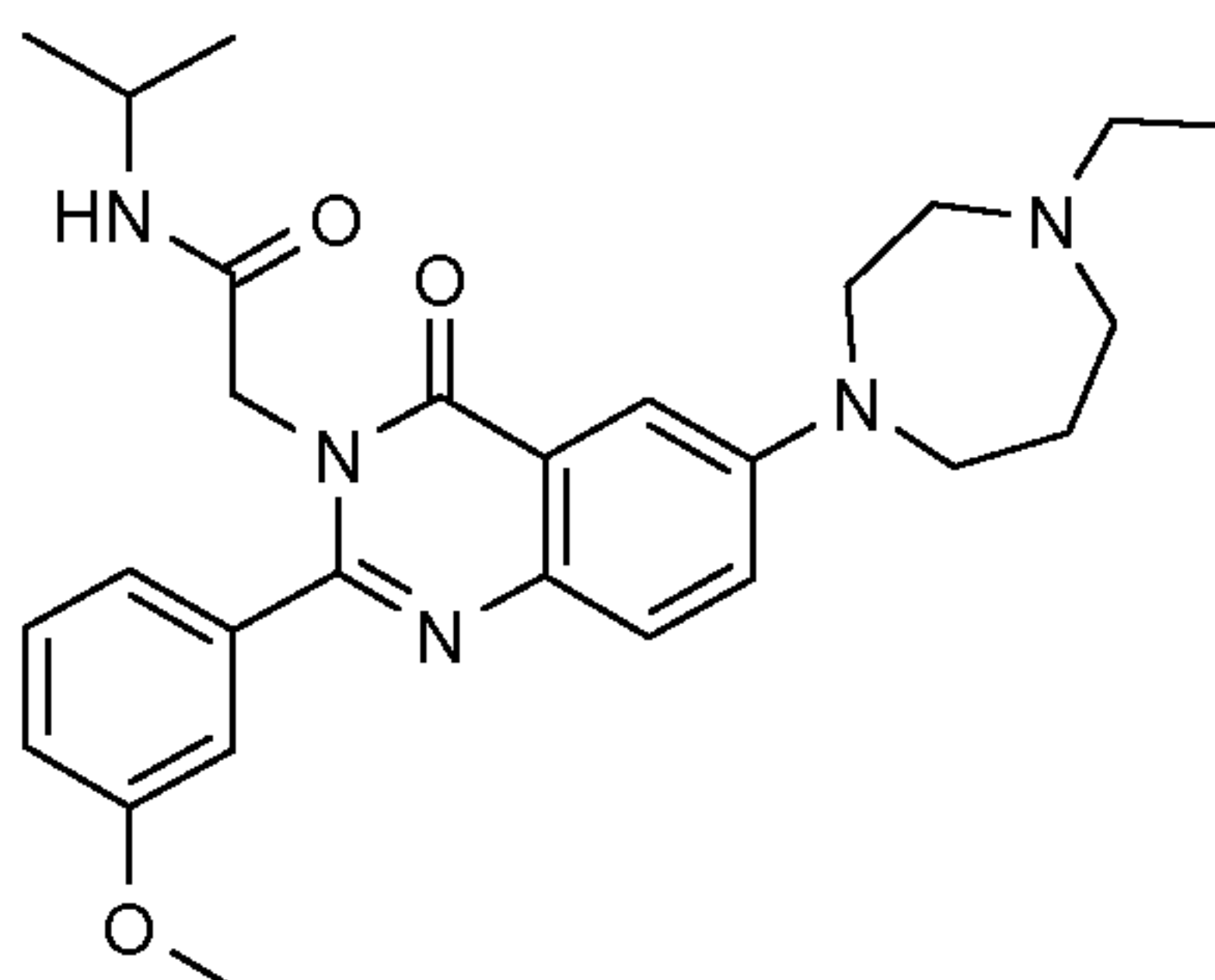
EXAMPLE 3z: 2-[2-(4-Fluoro-3-methoxyphenyl)-6-(4-isopropylpiperazin-1-yl)-4-oxo-4H-quinazolin-3-yl]-N-isopropylacetamide

70



MS (ESI) m/z : 497 ($[M+H]^+$) (from INTERMEDIATE V.23 and INTERMEDIATE II.3).

EXAMPLE 4a: 2-[6-(4-Ethylperhydro-1,4-diazepin-1-yl)-2-(3-methoxyphenyl)-4-oxo-4H-quinazolin-3-yl]-N-isopropylacetamide



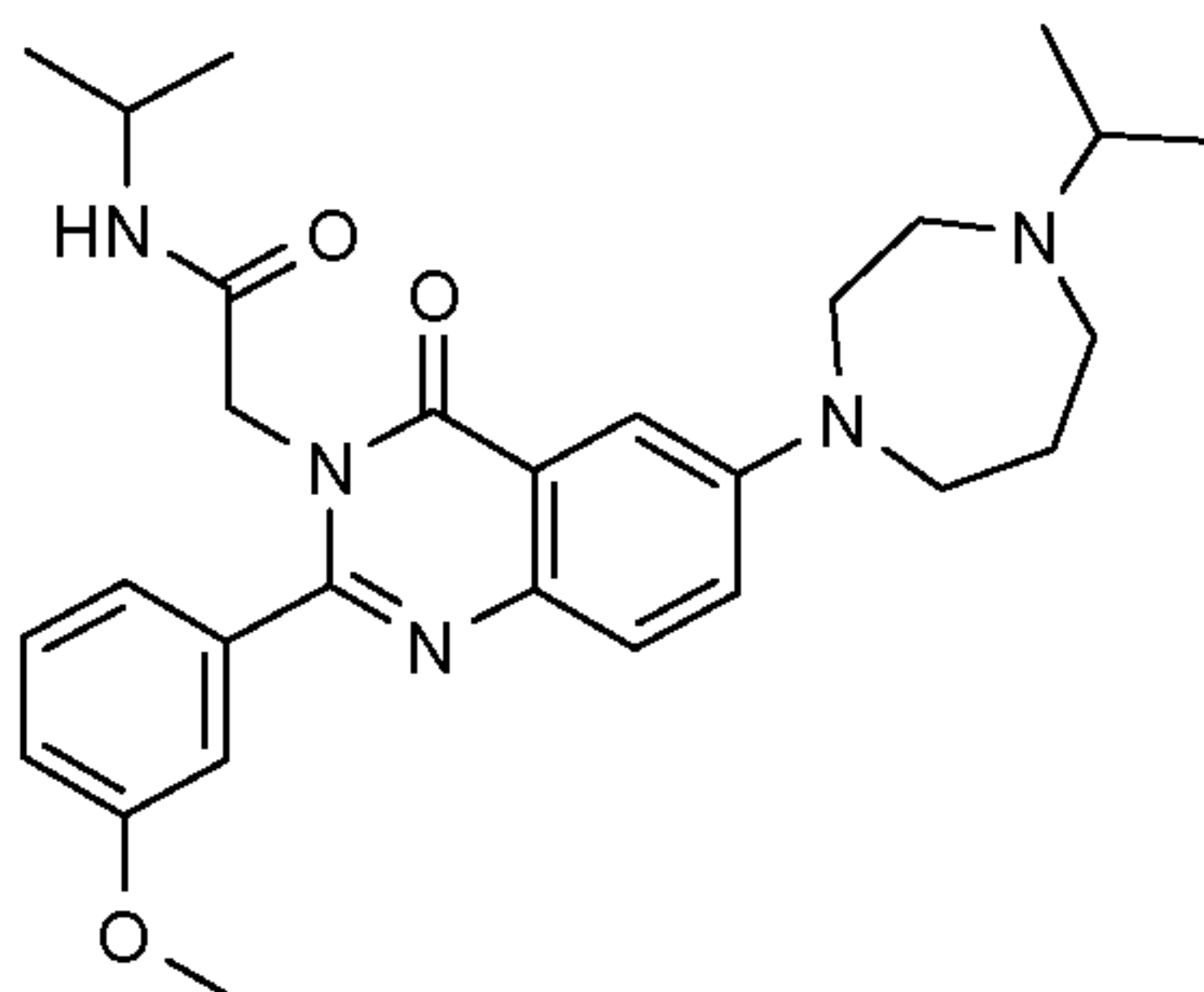
A mixture of *N*-isopropyl-2-[2-(3-methoxyphenyl)-4-oxo-6-perhydro-1,4-diazepin-1-yl]-4H-quinazolin-3-yl]acetamide (EXAMPLE 2a) hydrochloride salt (50 mg, 0.103 mmol), ethyl bromide (22 mg, 0.21 mmol), and K_2CO_3 (43 mg, 0.31 mmol) in acetonitrile (5 mL) was heated to reflux for 24 h. The mixture was then cooled, filtered and concentrated *in vacuo*. The crude residue was purified by preparative HPLC to afford 2-[6-(4-ethylperhydro-1,4-diazepin-1-yl)-2-(3-methoxyphenyl)-4-oxo-4H-quinazolin-3-yl]-*N*-isopropylacetamide (EXAMPLE 4a) (5.1 mg, 0.010 mmol, 10%) as the hydrochloride salt.

Data for 2-[6-(4-ethylperhydro-1,4-diazepin-1-yl)-2-(3-methoxyphenyl)-4-oxo-4H-quinazolin-3-yl]-*N*-isopropylacetamide (EXAMPLE 4a) hydrochloride salt: MS (ESI) m/z : 478 ($[M+H]^+$), 955 ($[2M+H]^+$), 977 ($[2M+Na]^+$).

The following compounds were prepared in a similar manner from EXAMPLES 1 or 2:

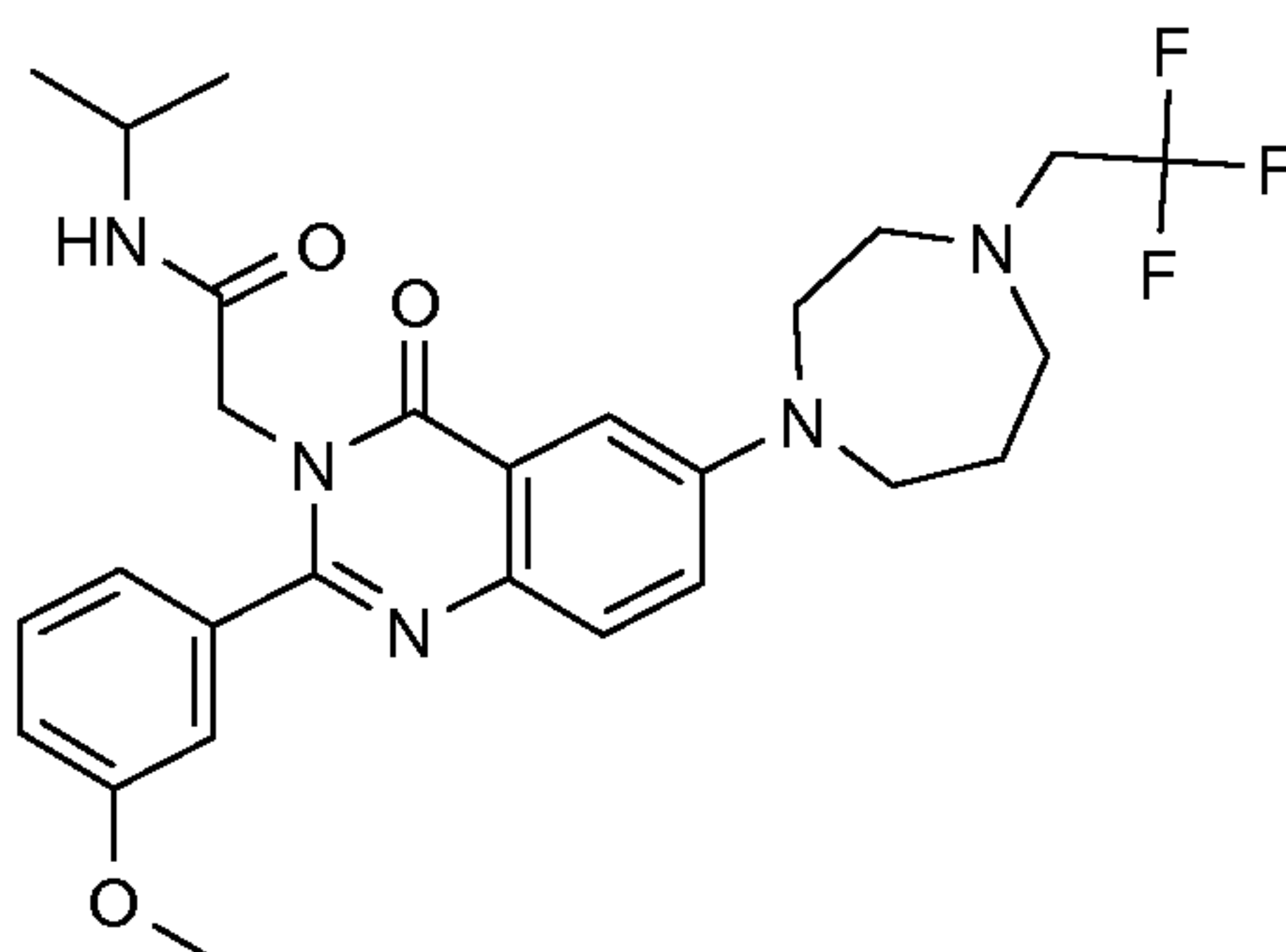
EXAMPLE 4b: *N*-Isopropyl-2-[6-(4-isopropylperhydro-1,4-diazepin-1-yl)-2-(3-methoxyphenyl)-4-oxo-4H-quinazolin-3-yl]acetamide

71



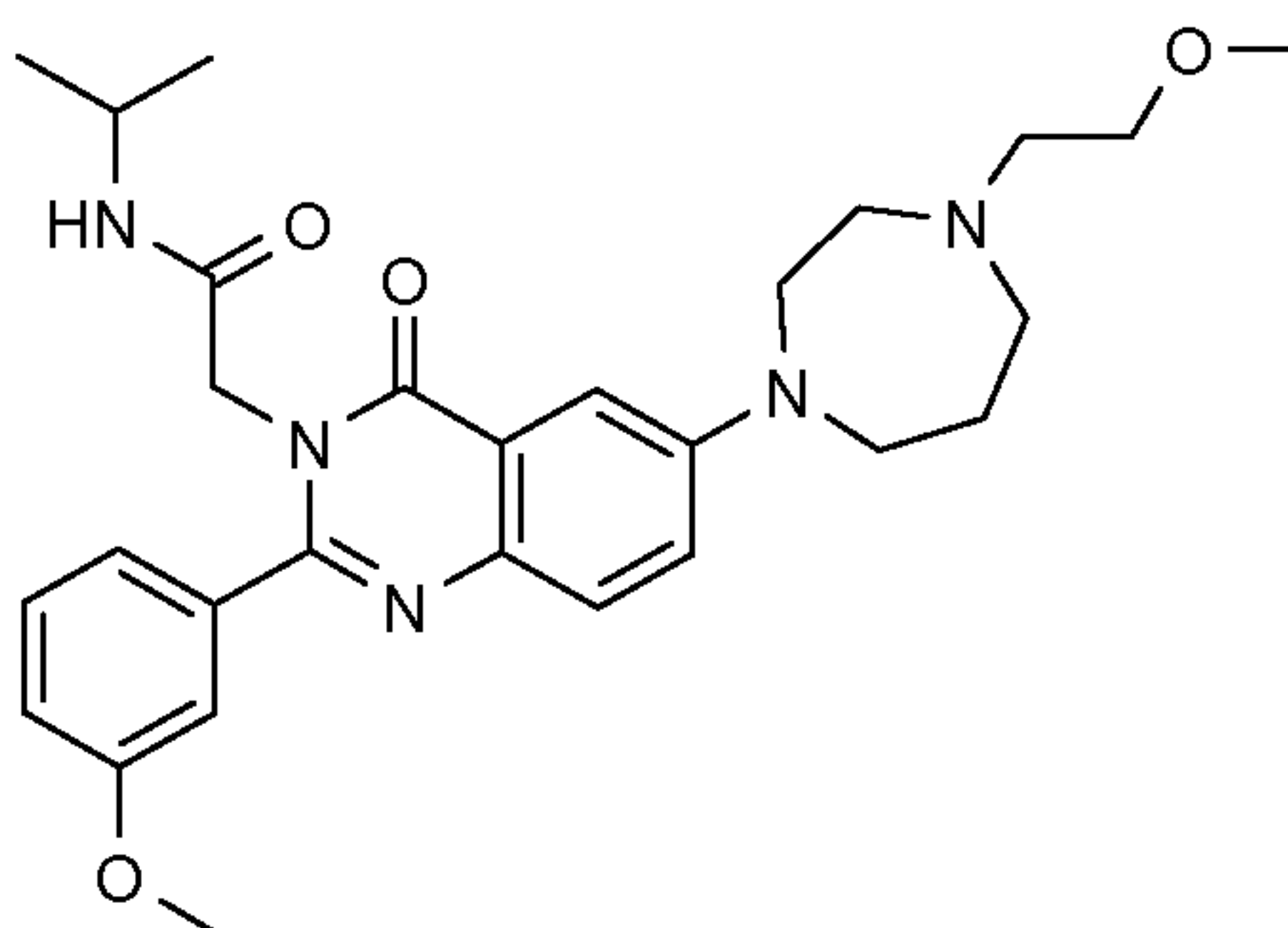
MS (ESI) m/z : 492 ($[M+H]^+$) (from EXAMPLE 2a)

EXAMPLE 4c: *N*-Isopropyl-2-[2-(3-methoxyphenyl)-4-oxo-6-[4-(2,2,2-trifluoroethyl)perhydro-1,4-diazepin-1-yl]-4*H*-quinazolin-3-yl]acetamide



MS (ESI) m/z : 532 ($[M+H]^+$) (from EXAMPLE 2a)

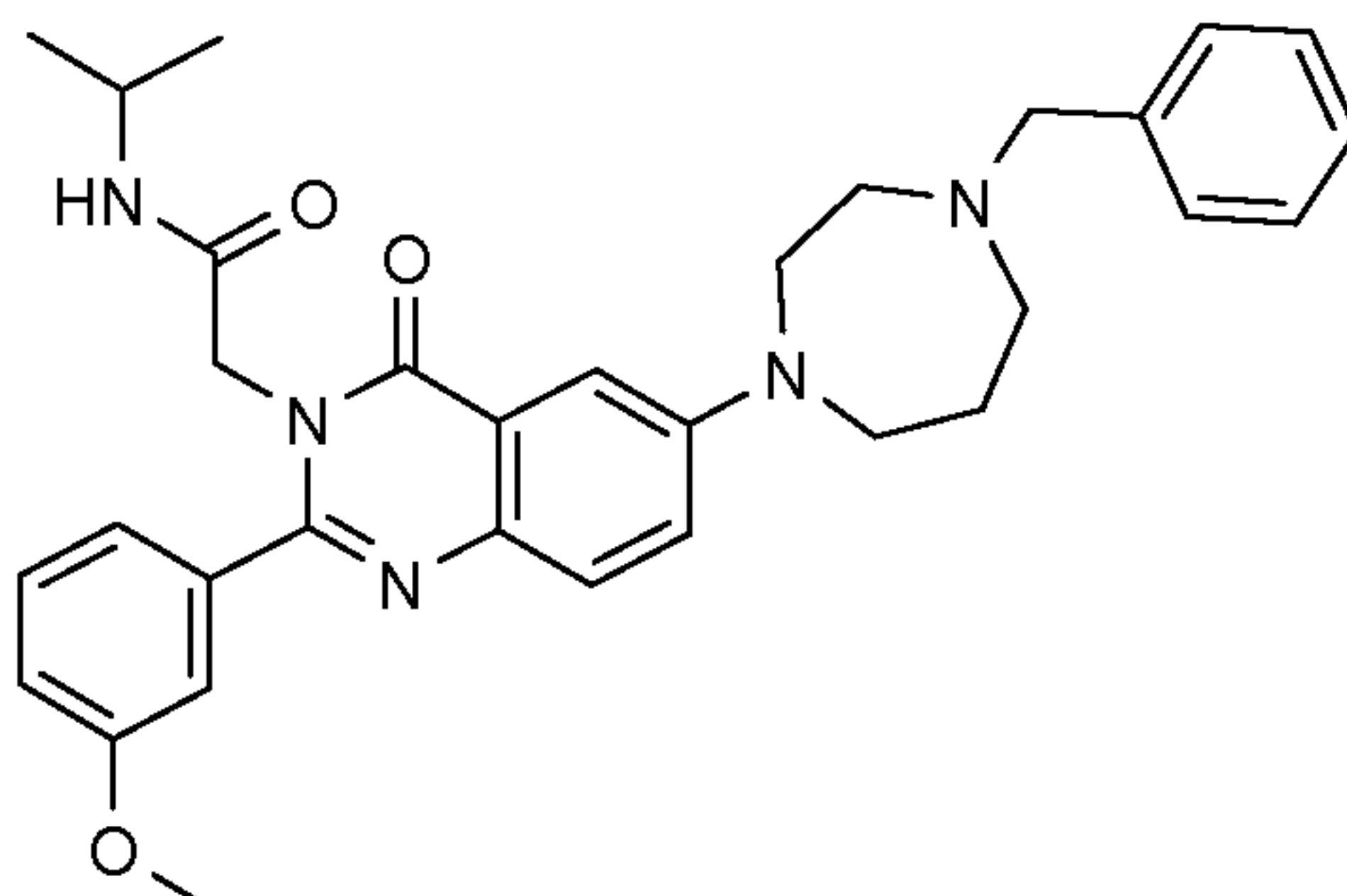
EXAMPLE 4d: *N*-Isopropyl-2-[6-[4-(2-methoxyethyl)perhydro-1,4-diazepin-1-yl]-2-(3-methoxyphenyl)-4-oxo-4*H*-quinazolin-3-yl]acetamide



MS (ESI) m/z : 508 ($[M+H]^+$) (from EXAMPLE 2a)

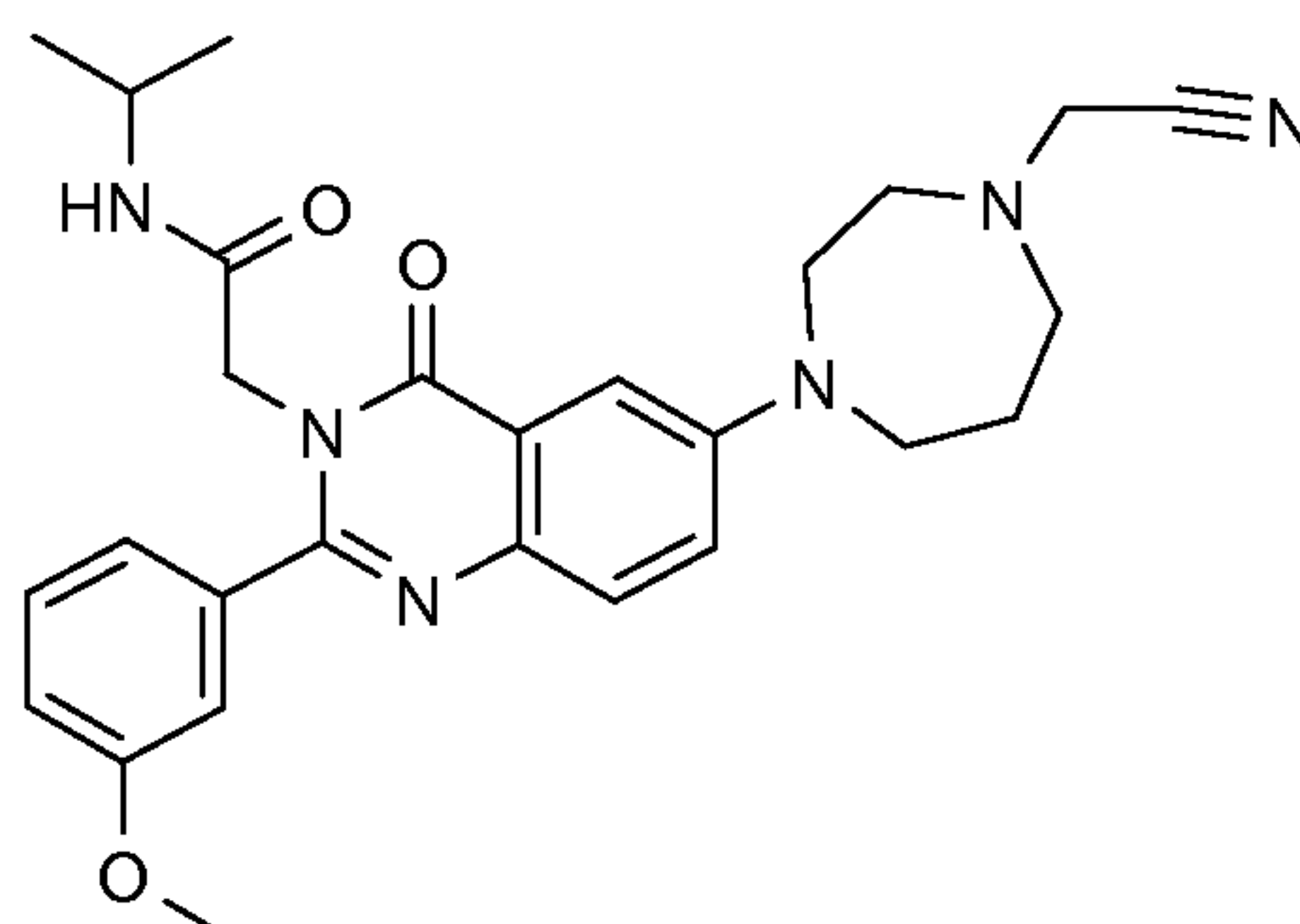
EXAMPLE 4e: 2-[6-(4-Benzyl)perhydro-1,4-diazepin-1-yl]-2-(3-methoxyphenyl)-4-oxo-4*H*-quinazolin-3-yl]-*N*-isopropylacetamide

72



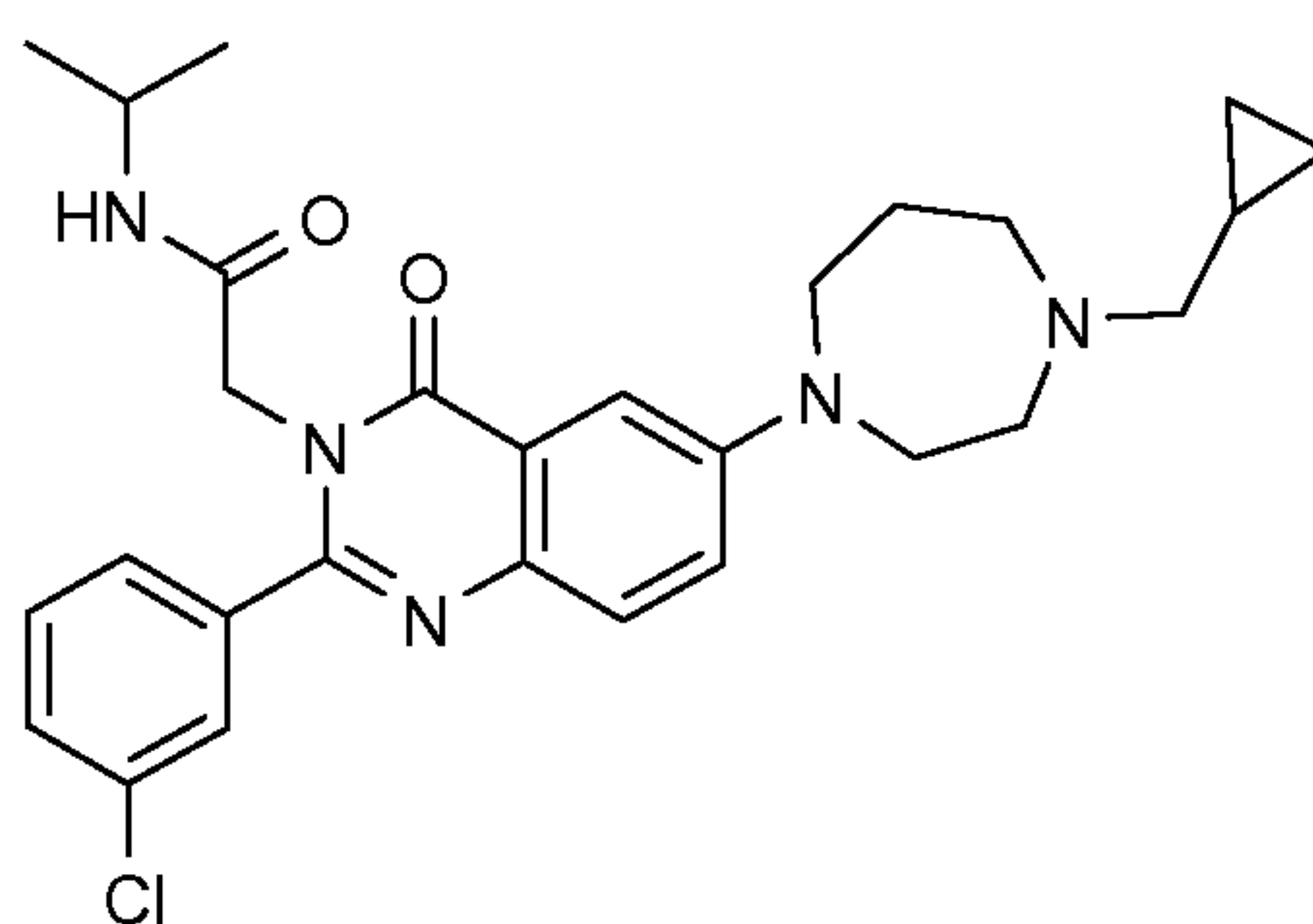
MS (ESI) m/z : 540 ($[M+H]^+$) (from EXAMPLE 2a)

EXAMPLE 4f: 2-[6-(4-Cyanomethylperhydro-1,4-diazepin-1-yl)-2-(3-methoxyphenyl)-4-oxo-4H-quinazolin-3-yl]-N-isopropylacetamide



MS (ESI) m/z : 489 ($[M+H]^+$) (from EXAMPLE 2a)

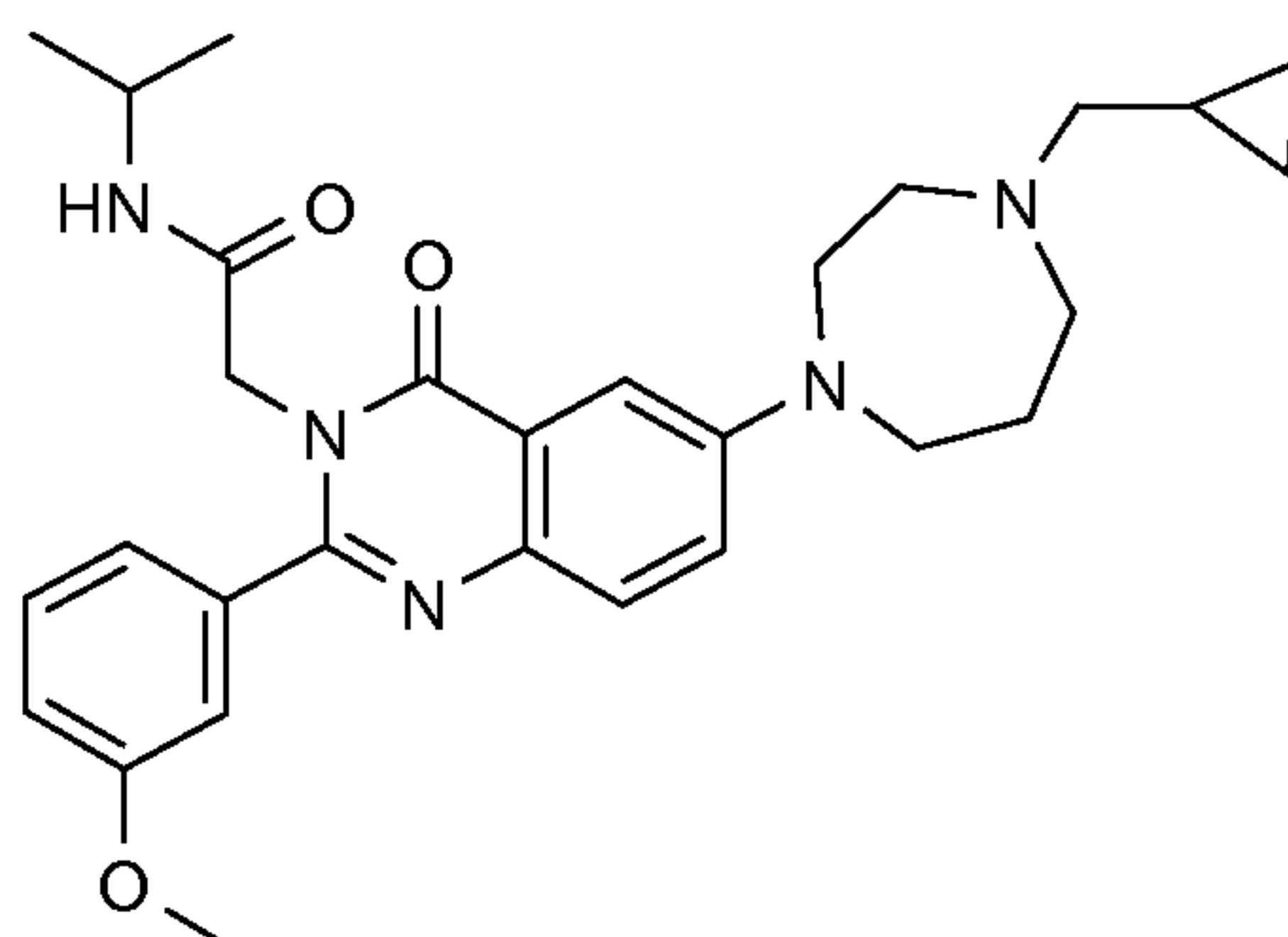
EXAMPLE 4g: 2-[2-(3-Chlorophenyl)-6-(4-cyclopropylmethylperhydro-1,4-diazepin-1-yl)-4-oxo-4H-quinazolin-3-yl]-N-isopropylacetamide



MS (ESI) m/z : 508/5010 ($[M+H]^+$) (from EXAMPLE 1b)

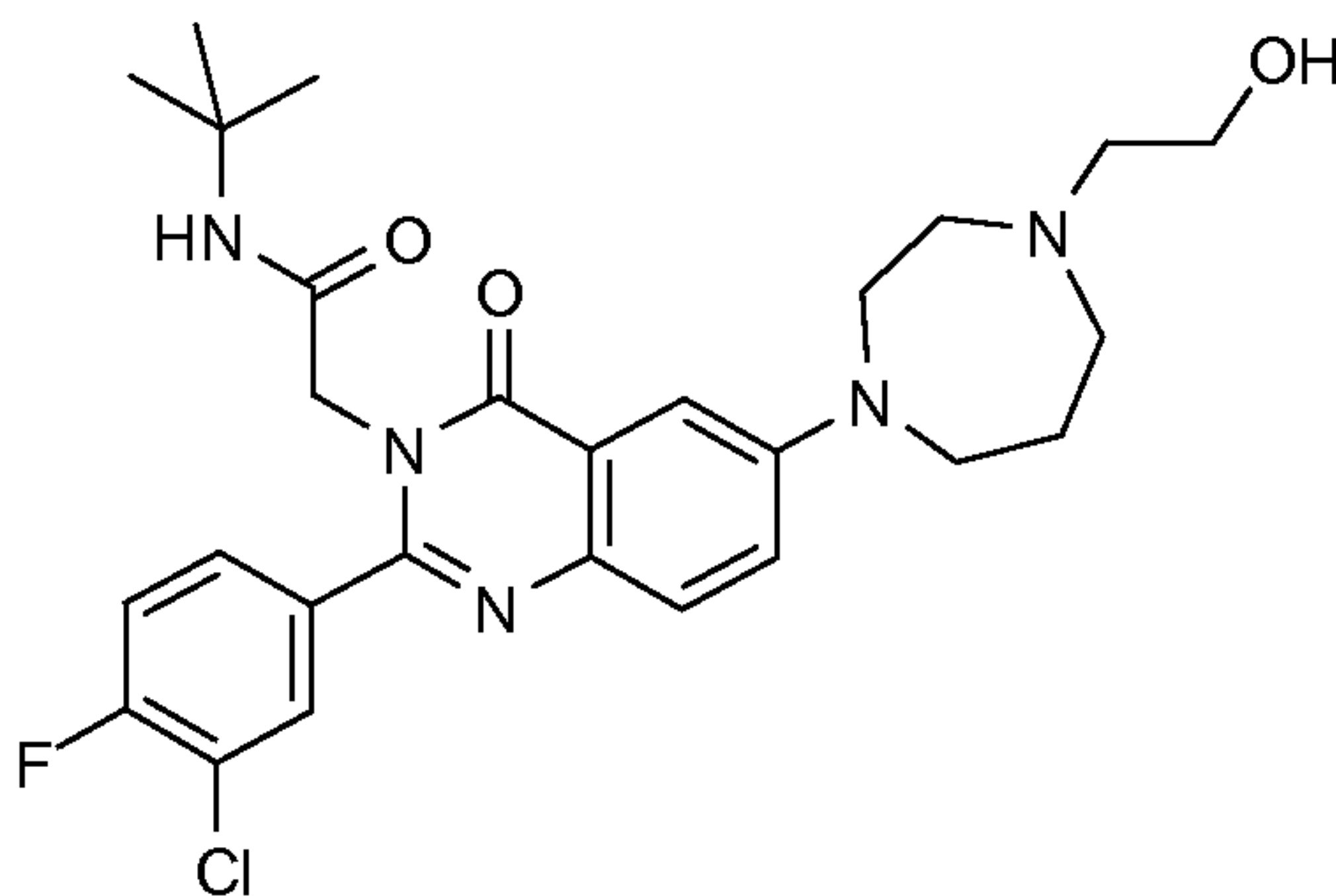
EXAMPLE 4h: 2-[6-(4-Cyclopropylmethylperhydro-1,4-diazepin-1-yl)-2-(3-methoxyphenyl)-4-oxo-4H-quinazolin-3-yl]-N-isopropylacetamide

73



MS (ESI) m/z : 504 ($[M+H]^+$) (from EXAMPLE 2a)

EXAMPLE 4i: *N*-tert-Butyl-2-{2-(3-chloro-4-fluorophenyl)-6-[4-(2-hydroxyethyl)perhydro-1,4-diazepin-1-yl]-4-oxo-4*H*-quinazolin-3-yl}acetamide

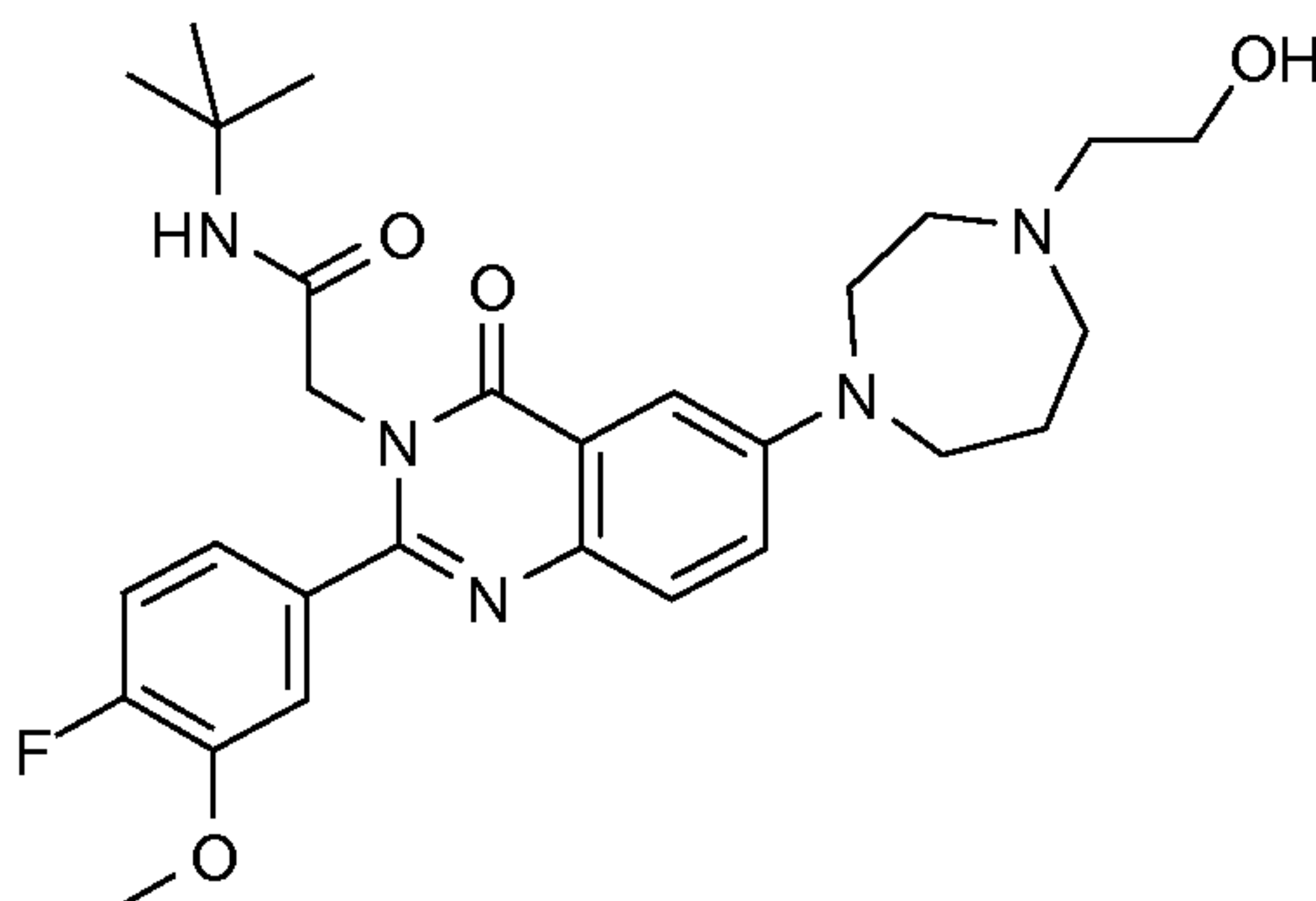


N-tert-Butyl-2-(2-(3-chloro-4-fluorophenyl)-6-(1,4-diazepan-1-yl)-4-oxoquinazolin-3(4*H*)-yl)acetamide (EXAMPLE 1c) (100 mg, 0.206 mmol), 2-bromoethanol (206 mg, 0.117 ml, 1.646 mmol) and potassium carbonate (57 mg, 0.412 mmol) in DMF (1 mL) was heated in a microwave at 100 °C for 10 min. The reaction mixture was filtered and purified by SCX eluting in MeOH then 2M NH₃/MeOH. Solvent was evaporated under reduced pressure and product further purified by HPLC. This afforded *N*-tert-butyl-2-{2-(3-chloro-4-fluorophenyl)-6-[4-(2-hydroxyethyl)perhydro-1,4-diazepin-1-yl]-4-oxo-4*H*-quinazolin-3-yl}acetamide (EXAMPLE 4i) (39 mg, 0.074 mmol, 90%) as a white solid.

Data for *N*-tert-butyl-2-{2-(3-chloro-4-fluorophenyl)-6-[4-(2-hydroxyethyl)perhydro-1,4-diazepin-1-yl]-4-oxo-4*H*-quinazolin-3-yl}acetamide (EXAMPLE 4i): MS (ESI) m/z : 530/532 ($[M+H]^+$).

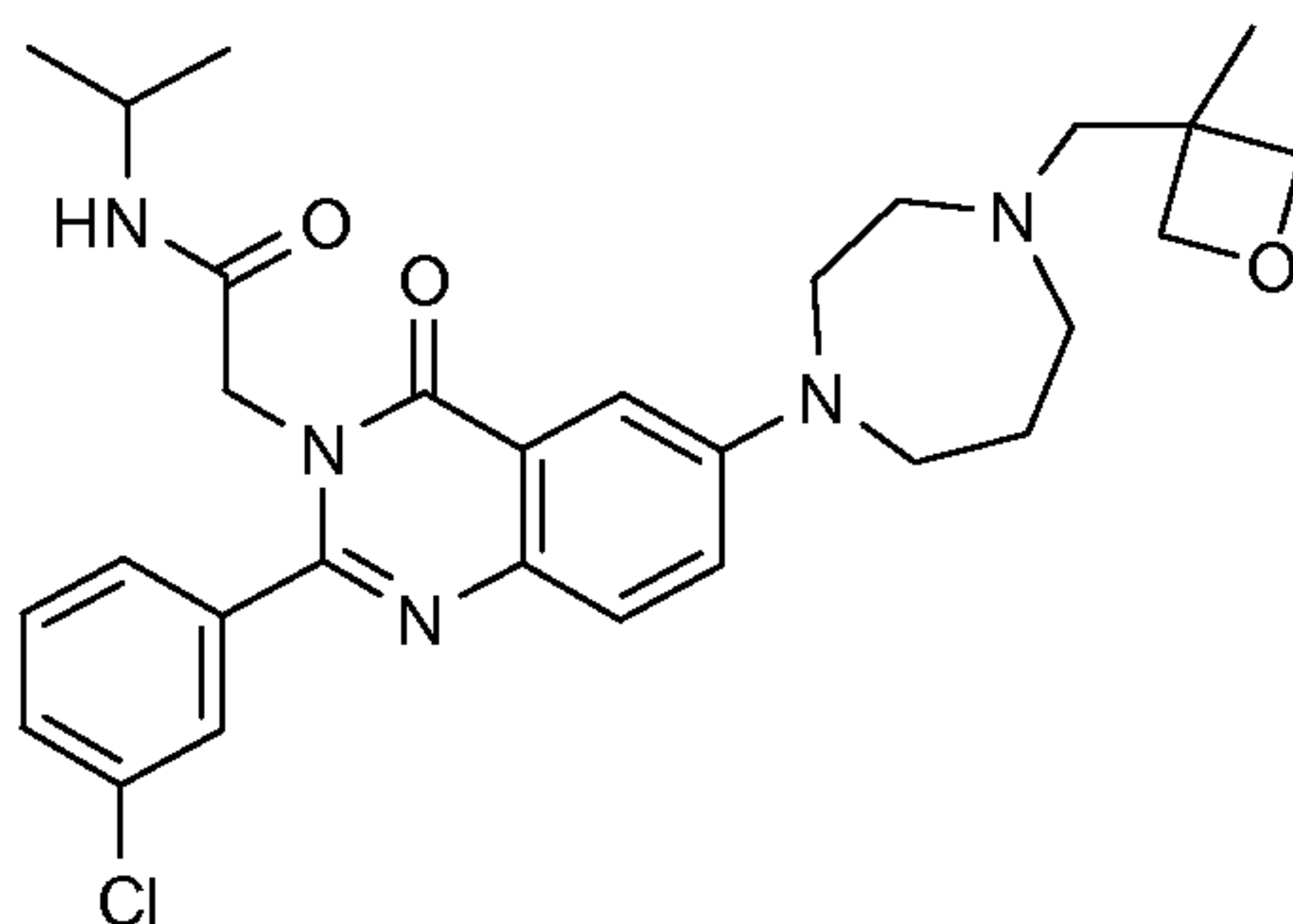
EXAMPLE 4j: *N*-tert-Butyl-2-{2-(4-fluoro-3-methoxyphenyl)-6-[4-(2-hydroxyethyl)perhydro-1,4-diazepin-1-yl]-4-oxo-4*H*-quinazolin-3-yl}acetamide

74



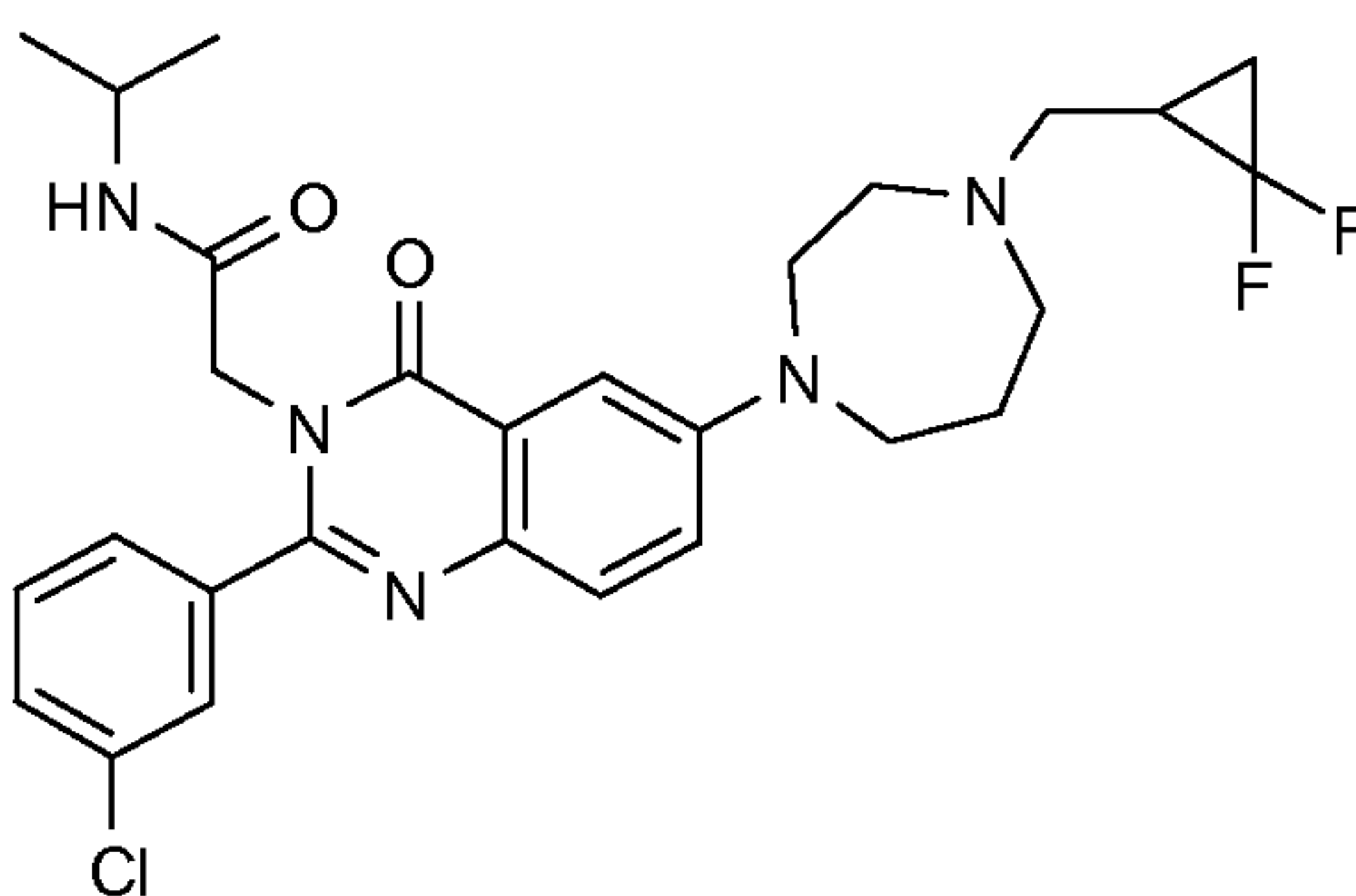
MS (ESI) m/z : 526 ($[M+H]^+$) (from EXAMPLE 1d)

EXAMPLE 4k: 2-{2-(3-Chlorophenyl)-6-[4-(3-methyloxetan-3-ylmethyl)perhydro-1,4-diazepin-1-yl]-4-oxo-4H-quinazolin-3-yl}-N-isopropylacetamide



MS (ESI) m/z : 538/540 ($[M+H]^+$) (from EXAMPLE 1b)

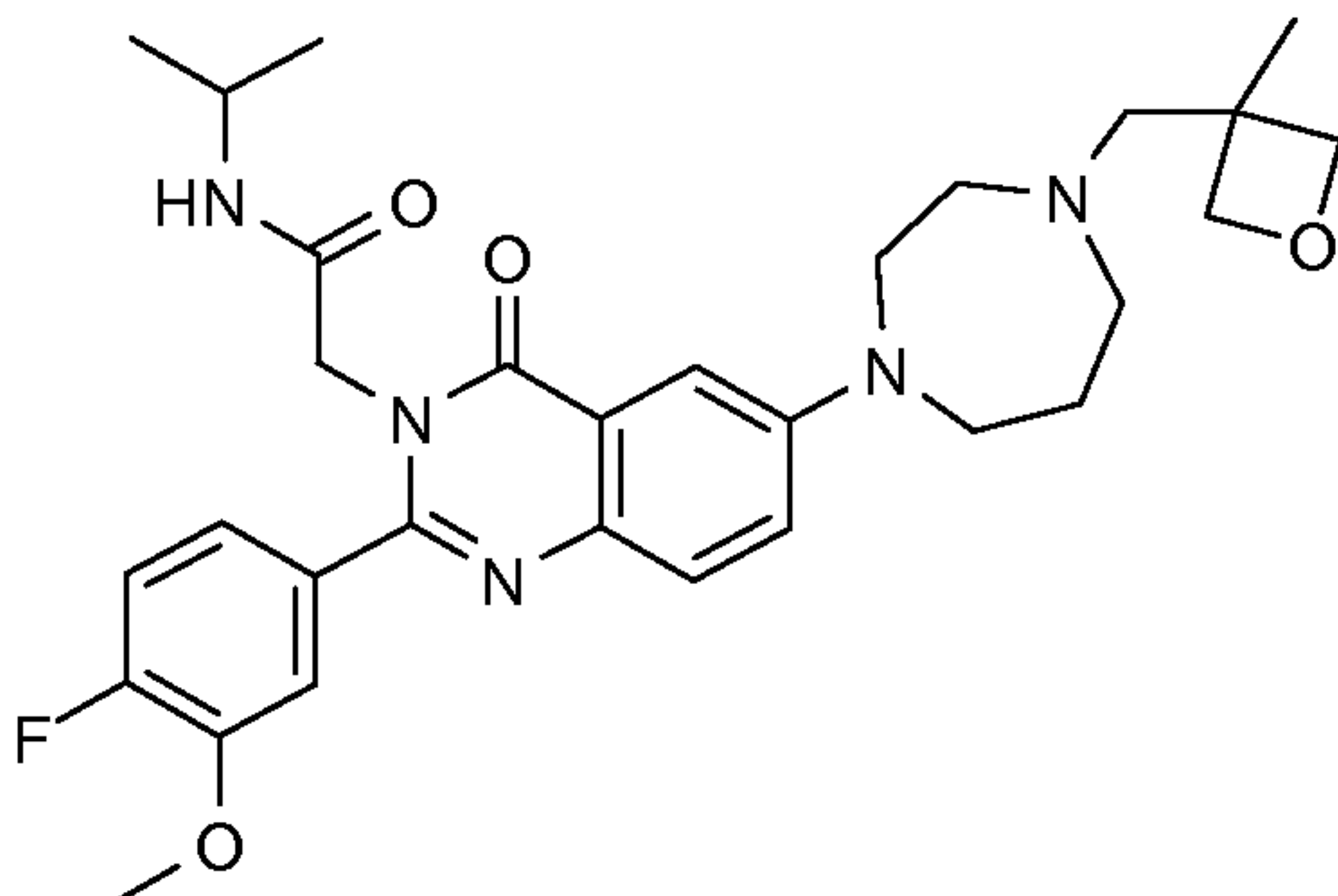
EXAMPLE 4l: 2-{2-(3-Chlorophenyl)-6-[4-(2,2-difluorocyclopropylmethyl)perhydro-1,4-diazepin-1-yl]-4-oxo-4H-quinazolin-3-yl}-N-isopropylacetamide



MS (ESI) m/z : 544/546 ($[M+H]^+$) (from EXAMPLE 1b)

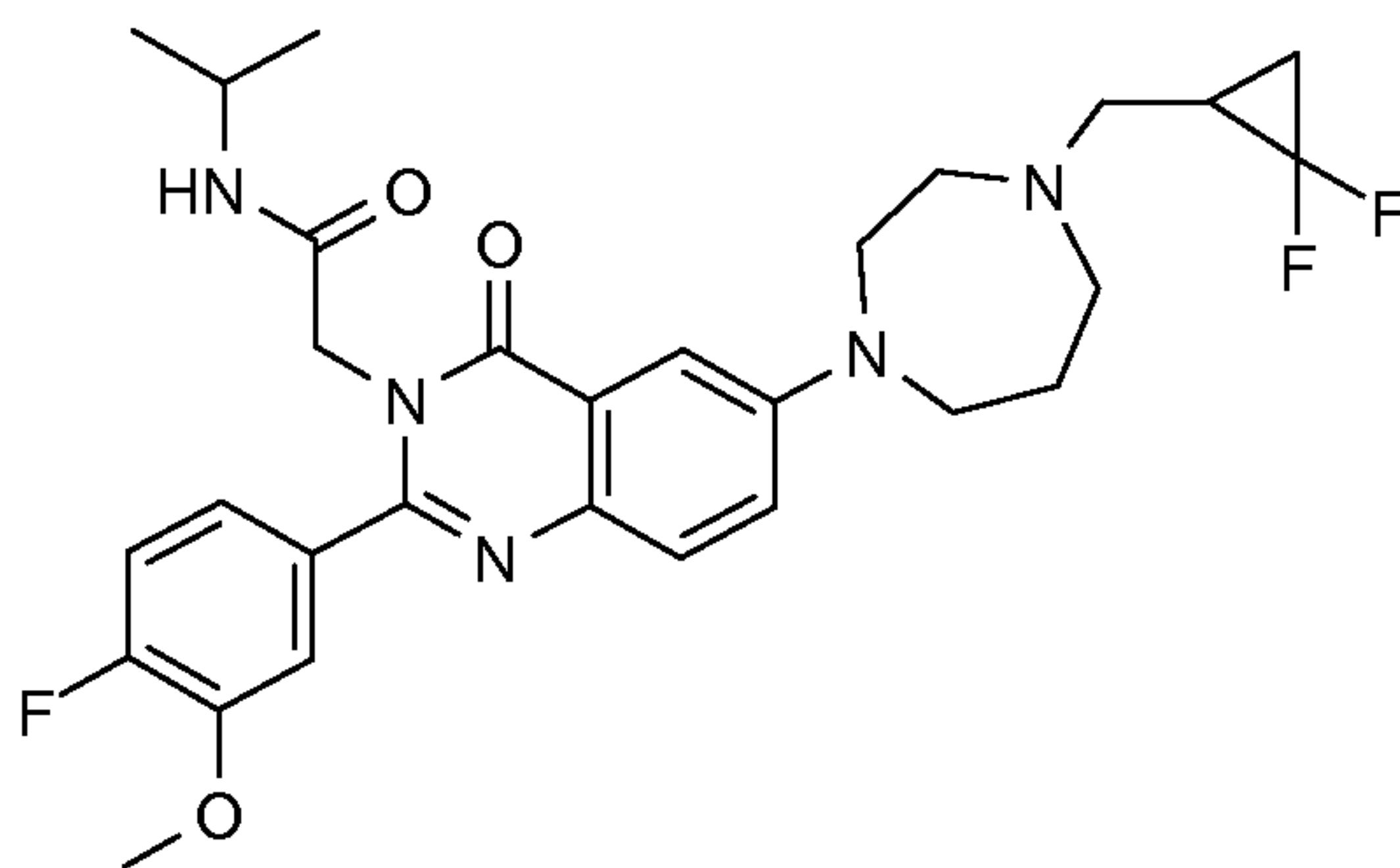
EXAMPLE 4m: 2-{2-(4-Fluoro-3-methoxyphenyl)-6-[4-(3-methyloxetan-3-ylmethyl)perhydro-1,4-diazepin-1-yl]-4-oxo-4H-quinazolin-3-yl}-N-isopropylacetamide

75



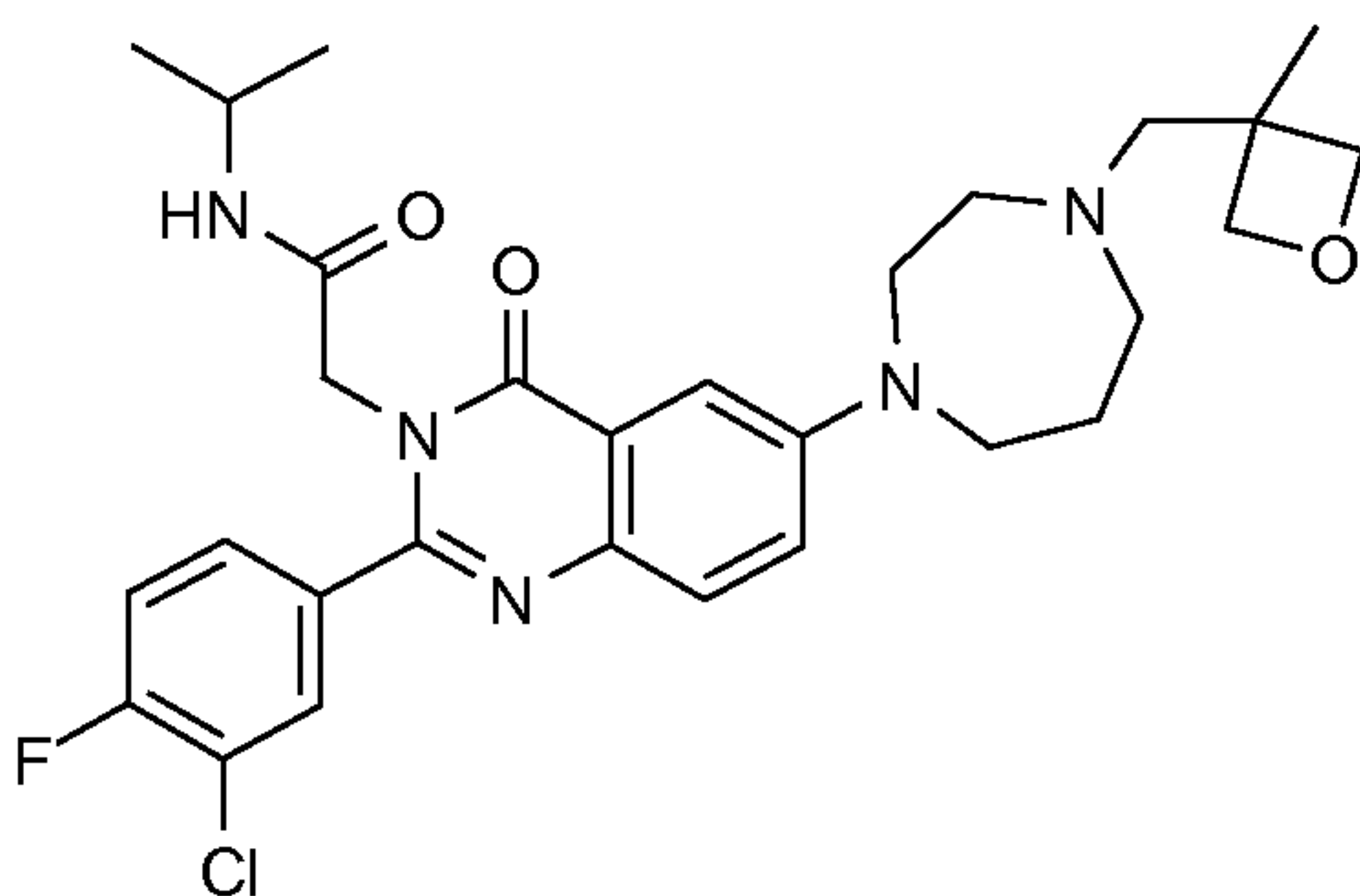
MS (ESI) m/z : 552 ($[M+H]^+$) (from EXAMPLE 1i)

EXAMPLE 4n: 2-[6-[4-(2,2-Difluorocyclopropylmethyl)perhydro-1,4-diazepin-1-yl]-2-(4-fluoro-3-methoxyphenyl)-4-oxo-4H-quinazolin-3-yl]-N-isopropylacetamide



MS (ESI) m/z : 558 ($[M+H]^+$) (from EXAMPLE 1i)

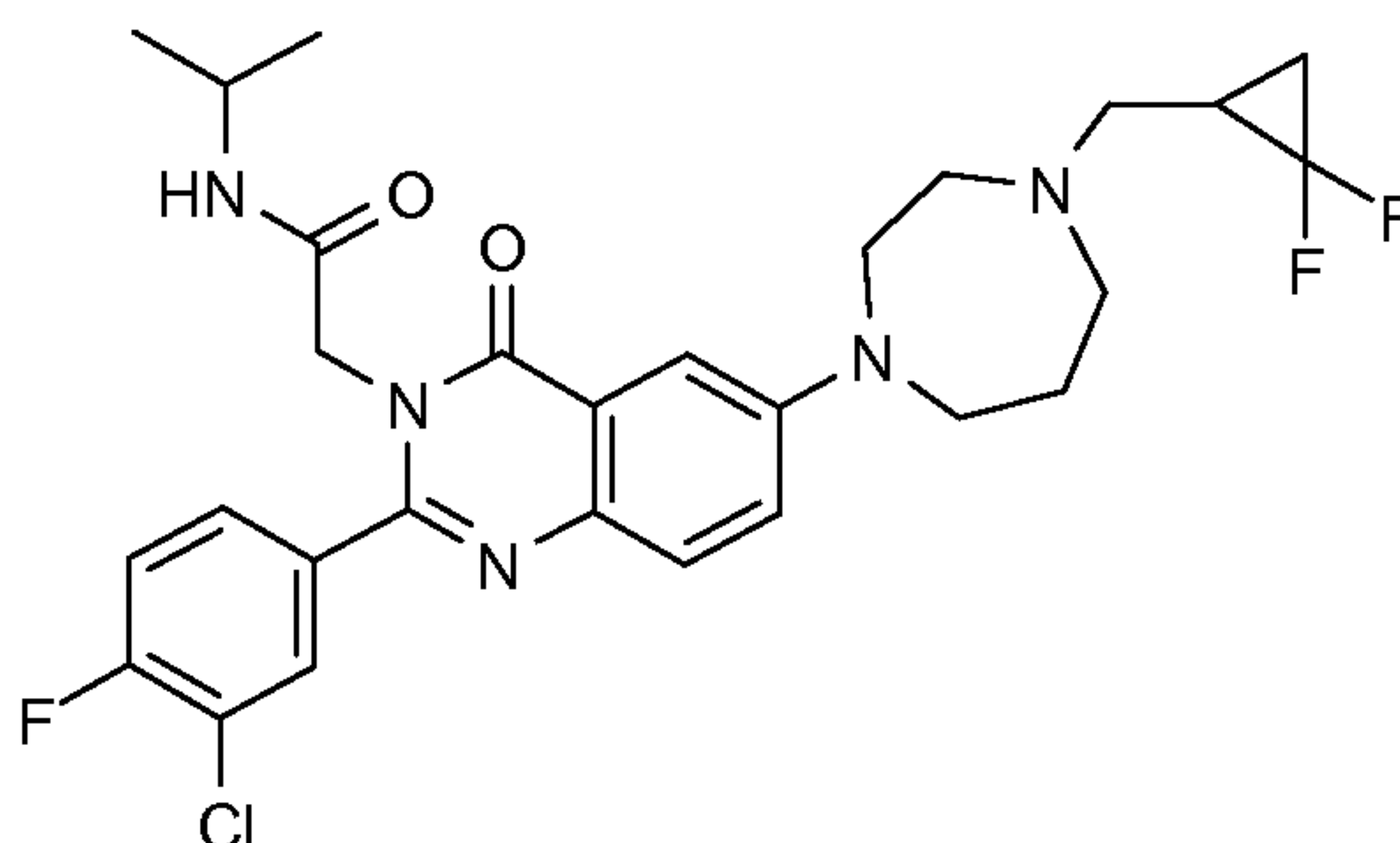
EXAMPLE 4o: 2-{2-(3-Chloro-4-fluorophenyl)-6-[4-(3-methyloxetan-3-ylmethyl)perhydro-1,4-diazepin-1-yl]-4-oxo-4H-quinazolin-3-yl}-N-isopropylacetamide



MS (ESI) m/z : 556/558 ($[M+H]^+$) (from EXAMPLE 1e)

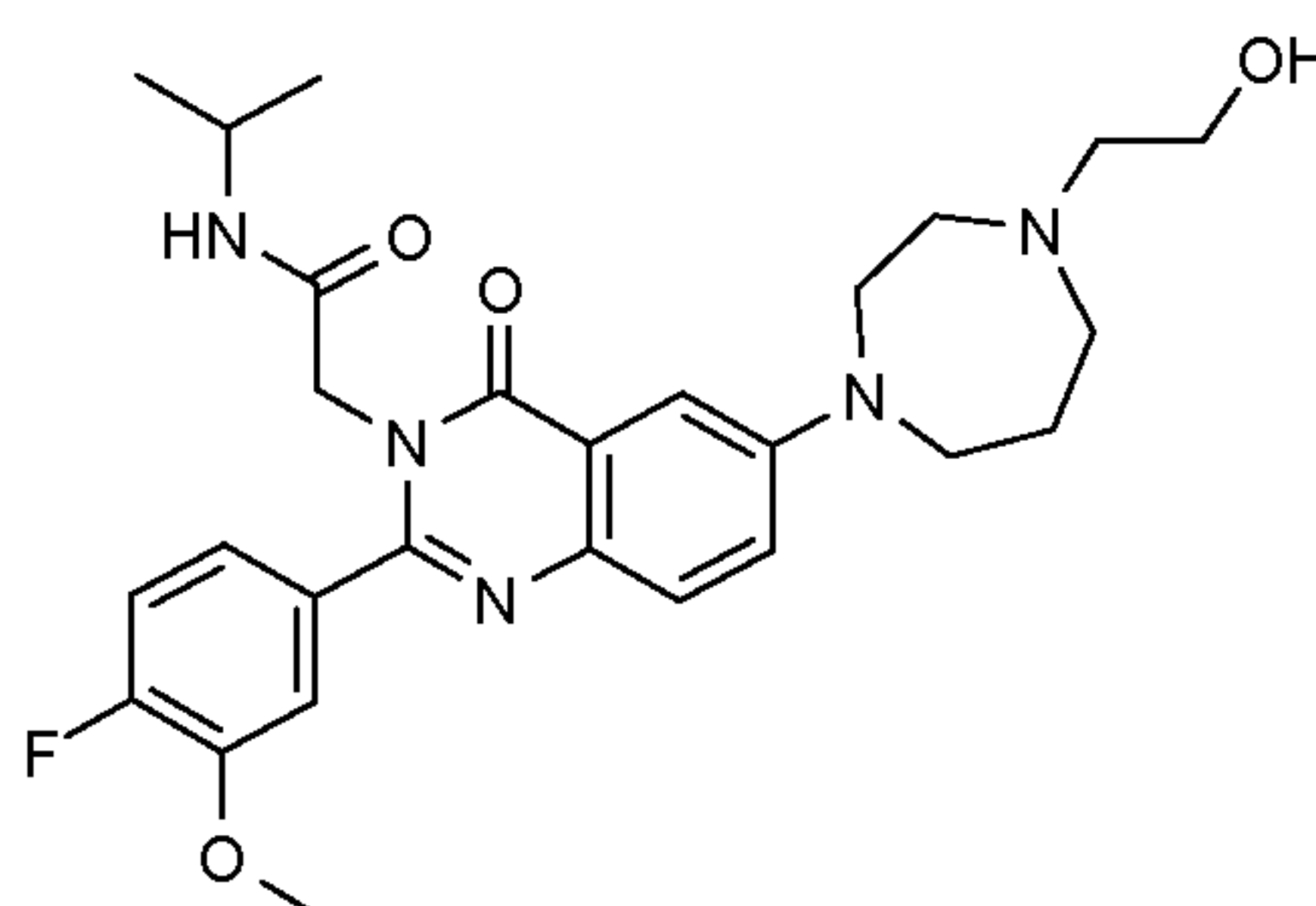
EXAMPLE 4p: 2-{2-(3-Chloro-4-fluorophenyl)-6-[4-(2,2-difluorocyclopropylmethyl)perhydro-1,4-diazepin-1-yl]-4-oxo-4H-quinazolin-3-yl}-N-isopropylacetamide

76



MS (ESI) m/z : 562/564 ($[M+H]^+$) (from EXAMPLE 1e)

EXAMPLE 4q: 2-{2-(4-Fluoro-3-methoxyphenyl)-6-[4-(2-hydroxyethyl)perhydro-1,4-diazepin-1-yl]-4-oxo-4H-quinazolin-3-yl}-N-isopropylacetamide



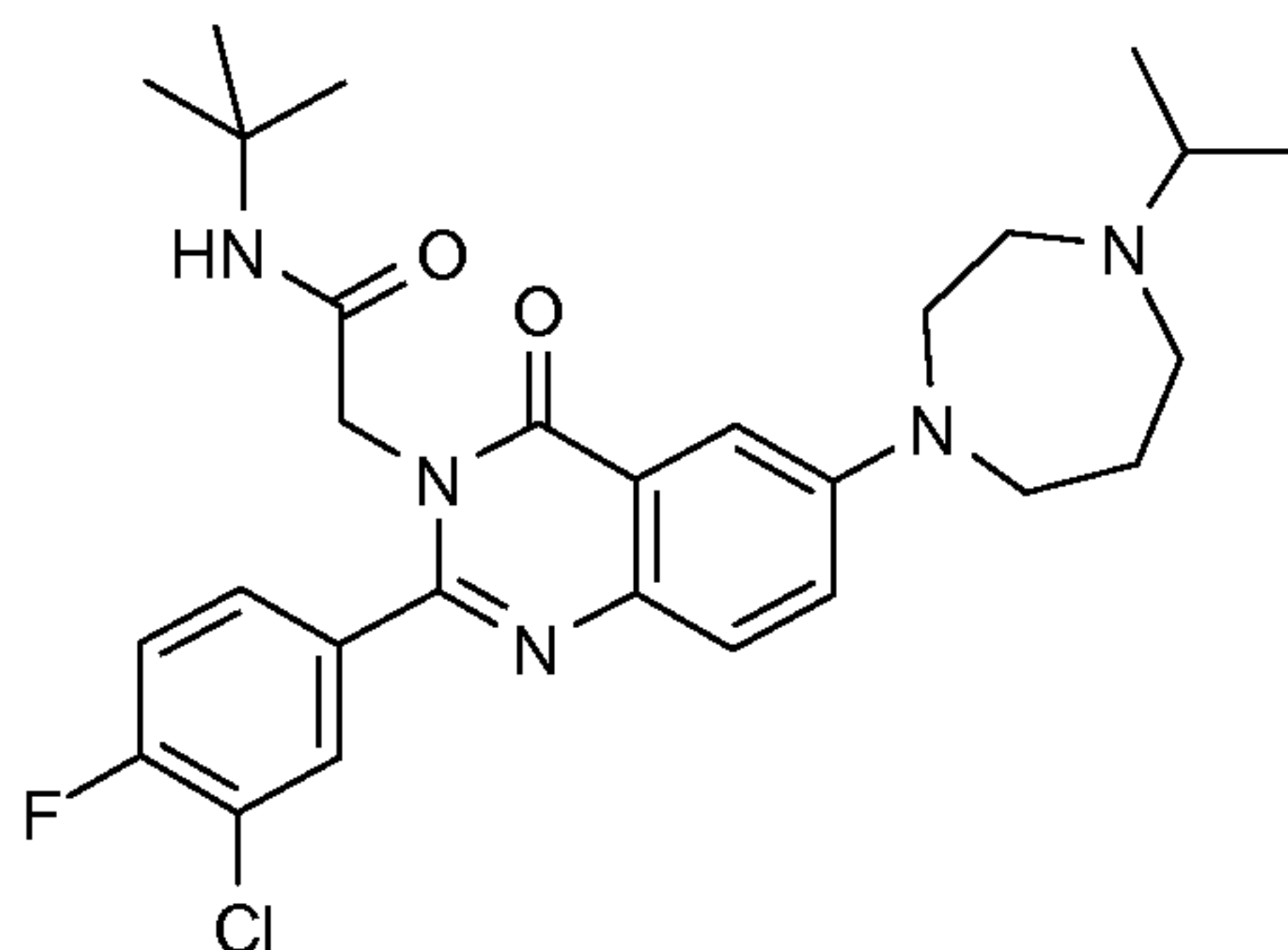
2-(6-(1,4-Diazepan-1-yl)-2-(4-fluoro-3-methoxyphenyl)-4-oxoquinazolin-3(4H)-yl)-N-isopropylacetamide (EXAMPLE 1i) (28 mg, 0.06 mmol), 2-bromoethanol (30 mg, 0.017 mL, 0.24 mmol), potassium carbonate (17 mg, 0.12 mmol,) and potassium iodide (1 mg, 5.99 μ mol) were combined in a microwave vial and DMF (1 mL) added. The reaction mixture was heated at 100 °C for 5 min in the microwave. LCMS indicated that the desired product was being formed. Additional 2-bromoethanol (30 mg, 0.017 mL, 0.24 mmol) was added and reaction mixture was heated at 100 °C for a further 5 min in the microwave. Product was purified by preparative LCMS to afford 2-{2-(4-fluoro-3-methoxyphenyl)-6-[4-(2-hydroxyethyl)perhydro-1,4-diazepin-1-yl]-4-oxo-4H-quinazolin-3-yl}-N-isopropylacetamide (EXAMPLE 4q) (4 mg, 7.82 μ mol, 13%).

2-{2-(4-fluoro-3-methoxyphenyl)-6-[4-(2-hydroxyethyl)perhydro-1,4-diazepin-1-yl]-4-oxo-4H-quinazolin-3-yl}-N-isopropylacetamide (EXAMPLE 4q): MS (ESI) m/z : 512 ($[M+H]^+$).

The following compounds were prepared in a similar manner from EXAMPLES 1 or 2:

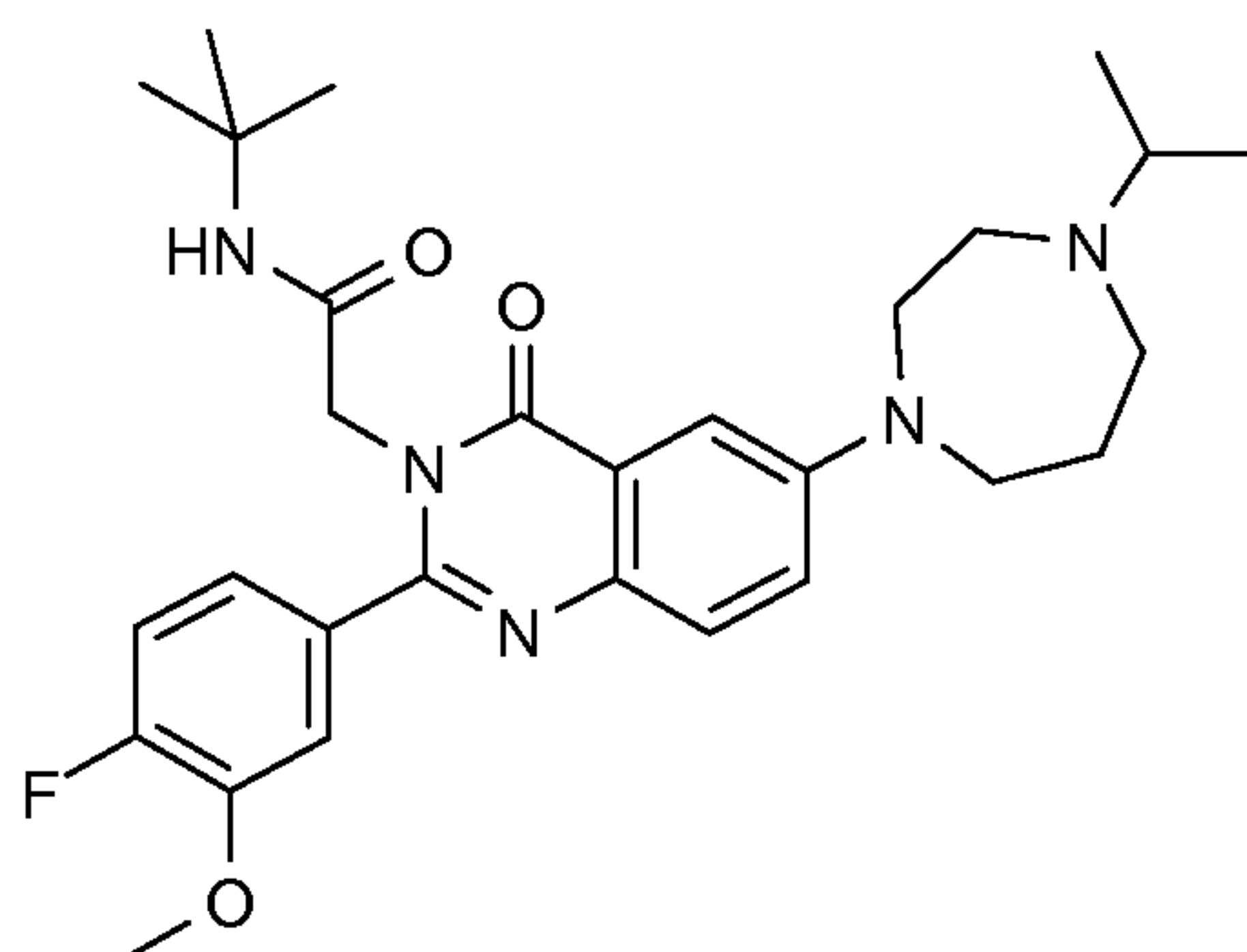
EXAMPLE 4r: N-tert-Butyl-2-[2-(3-chloro-4-fluorophenyl)-6-(4-isopropylperhydro-1,4-diazepin-1-yl)-4-oxo-4H-quinazolin-3-yl]acetamide

77



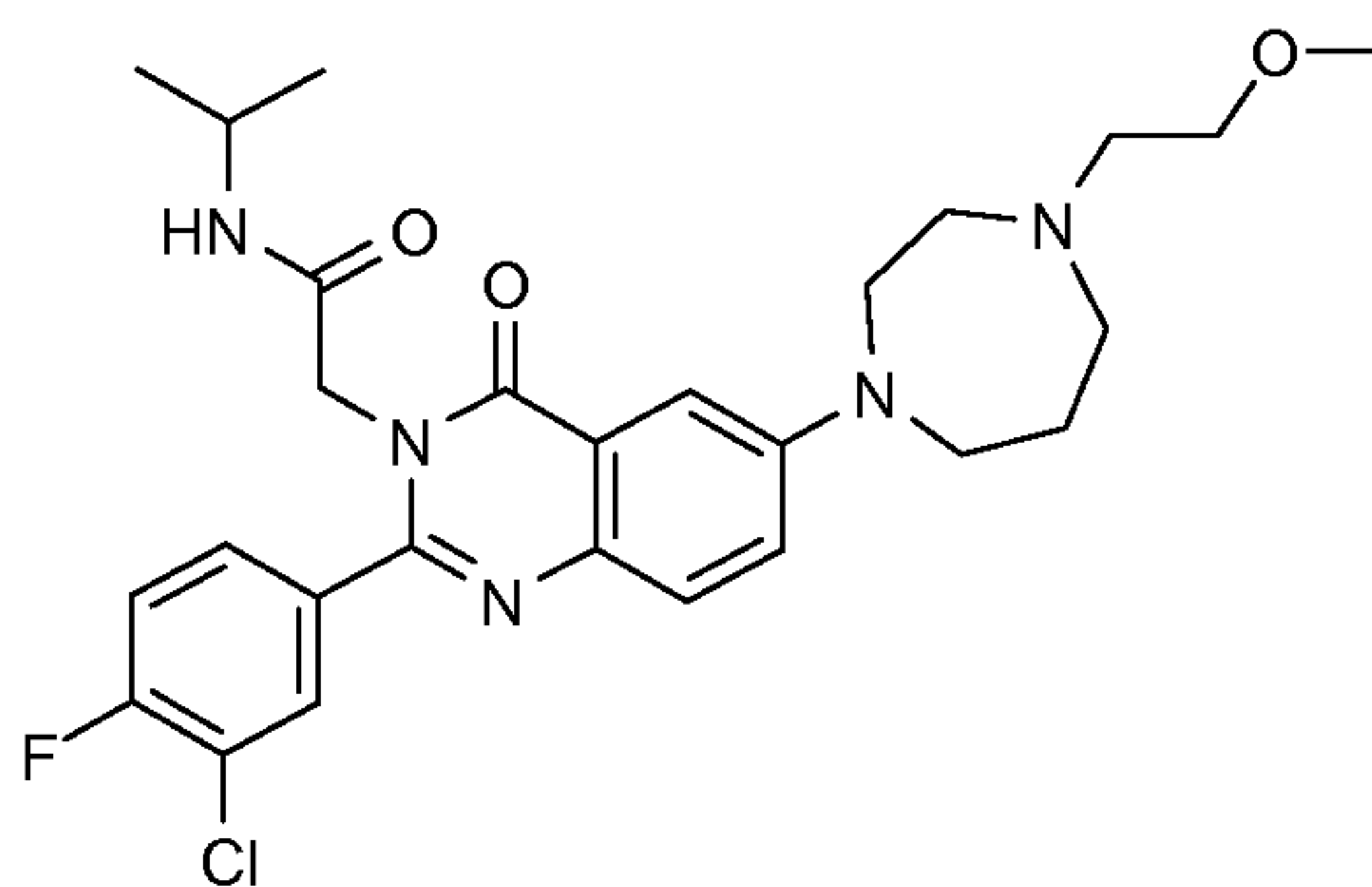
MS (ESI) m/z : 528/530 ($[M+H]^+$) (from EXAMPLE 1c)

EXAMPLE 4s: *N*-tert-Butyl-2-[2-(4-fluoro-3-methoxyphenyl)-6-(4-isopropylperhydro-1,4-diazepin-1-yl)-4-oxo-4*H*-quinazolin-3-yl]acetamide



MS (ESI) m/z : 524 ($[M+H]^+$) (from EXAMPLE 1d)

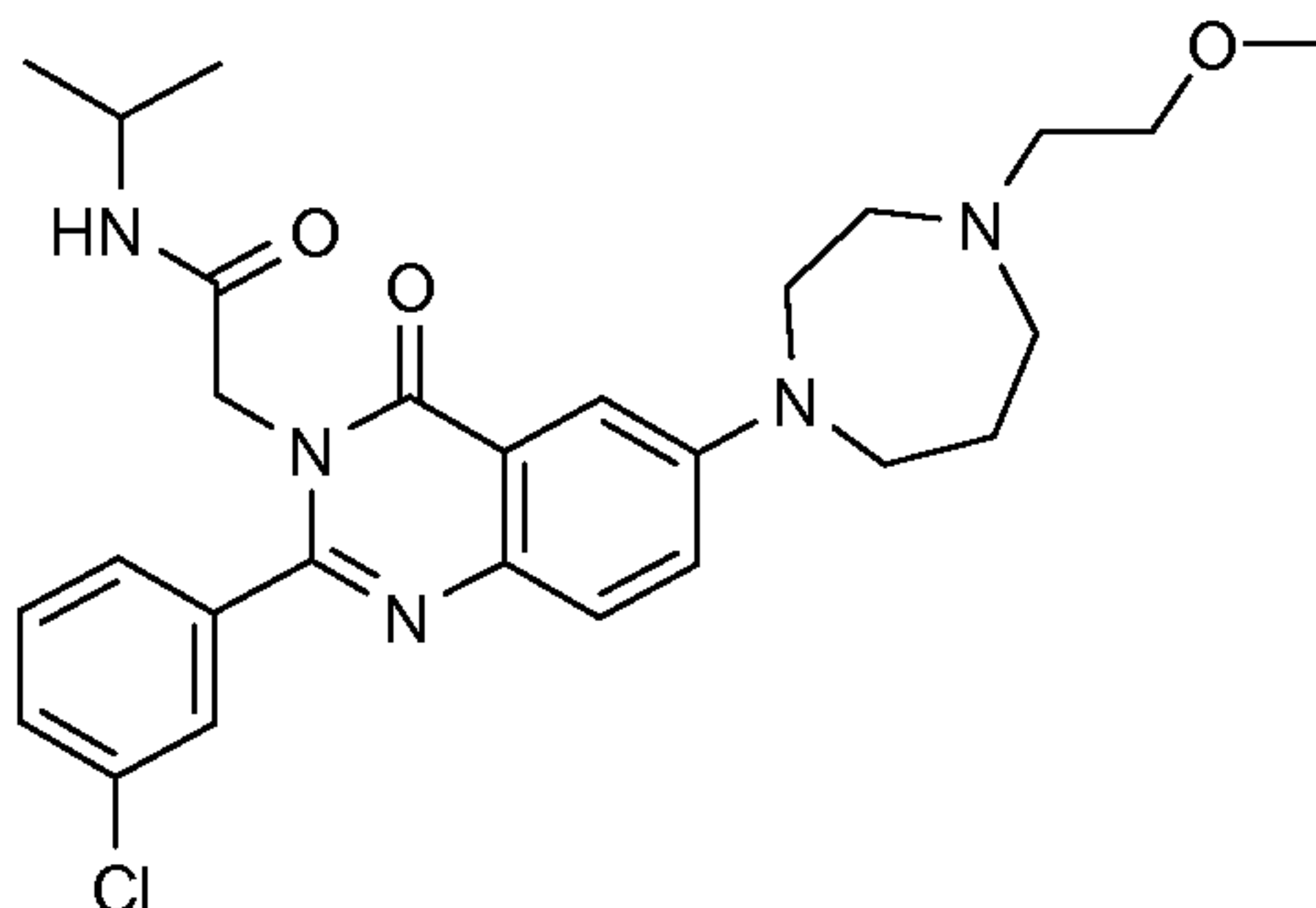
EXAMPLE 4t: 2-[2-(3-Chloro-4-fluorophenyl)-6-[4-(2-methoxyethyl)perhydro-1,4-diazepin-1-yl]-4-oxo-4*H*-quinazolin-3-yl]-*N*-isopropylacetamide



MS (ESI) m/z : 530/532 ($[M+H]^+$) (from EXAMPLE 1e)

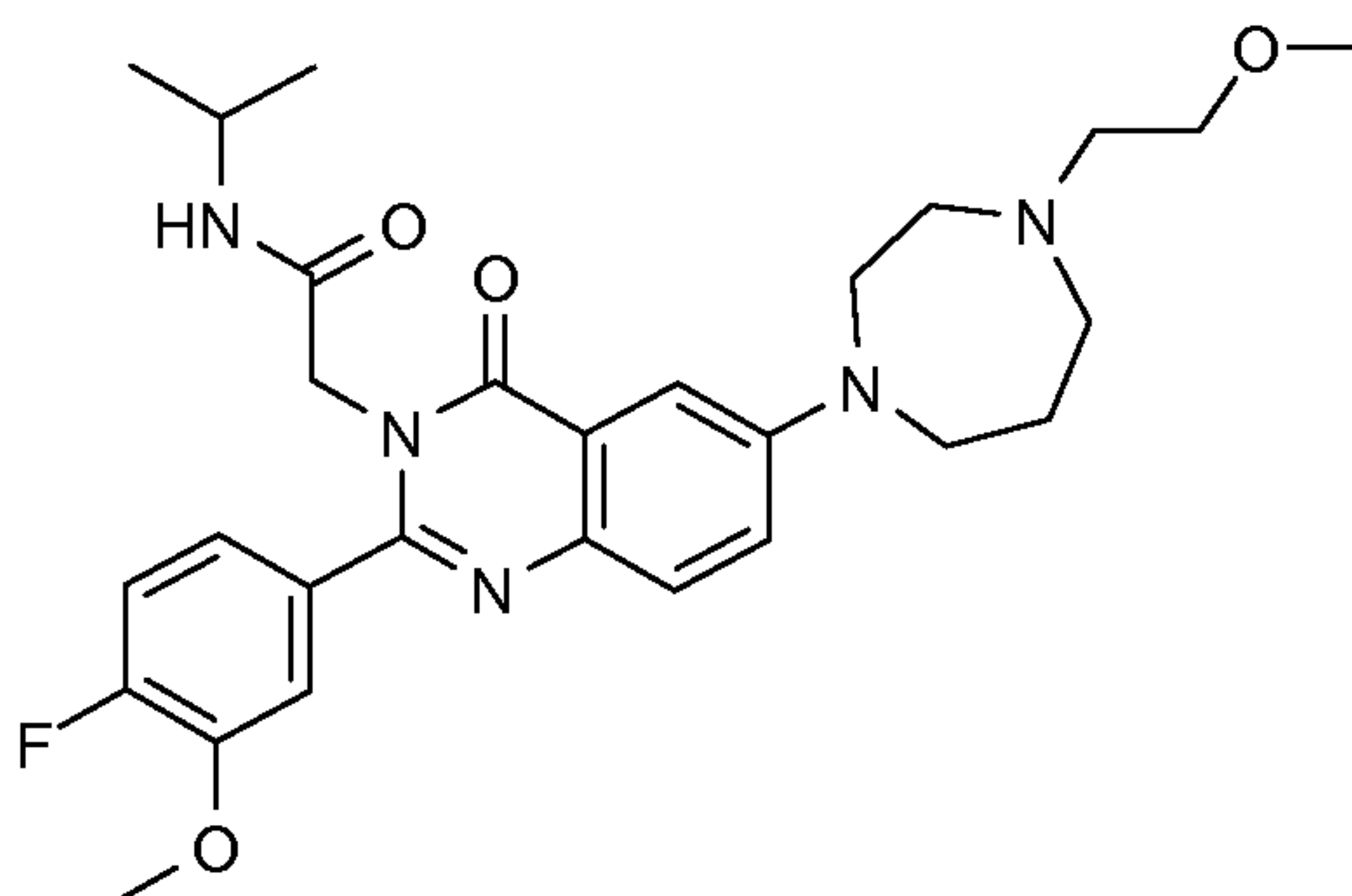
EXAMPLE 4u: 2-[2-(3-Chlorophenyl)-6-[4-(2-methoxyethyl)perhydro-1,4-diazepin-1-yl]-4-oxo-4*H*-quinazolin-3-yl]-*N*-isopropylacetamide

78



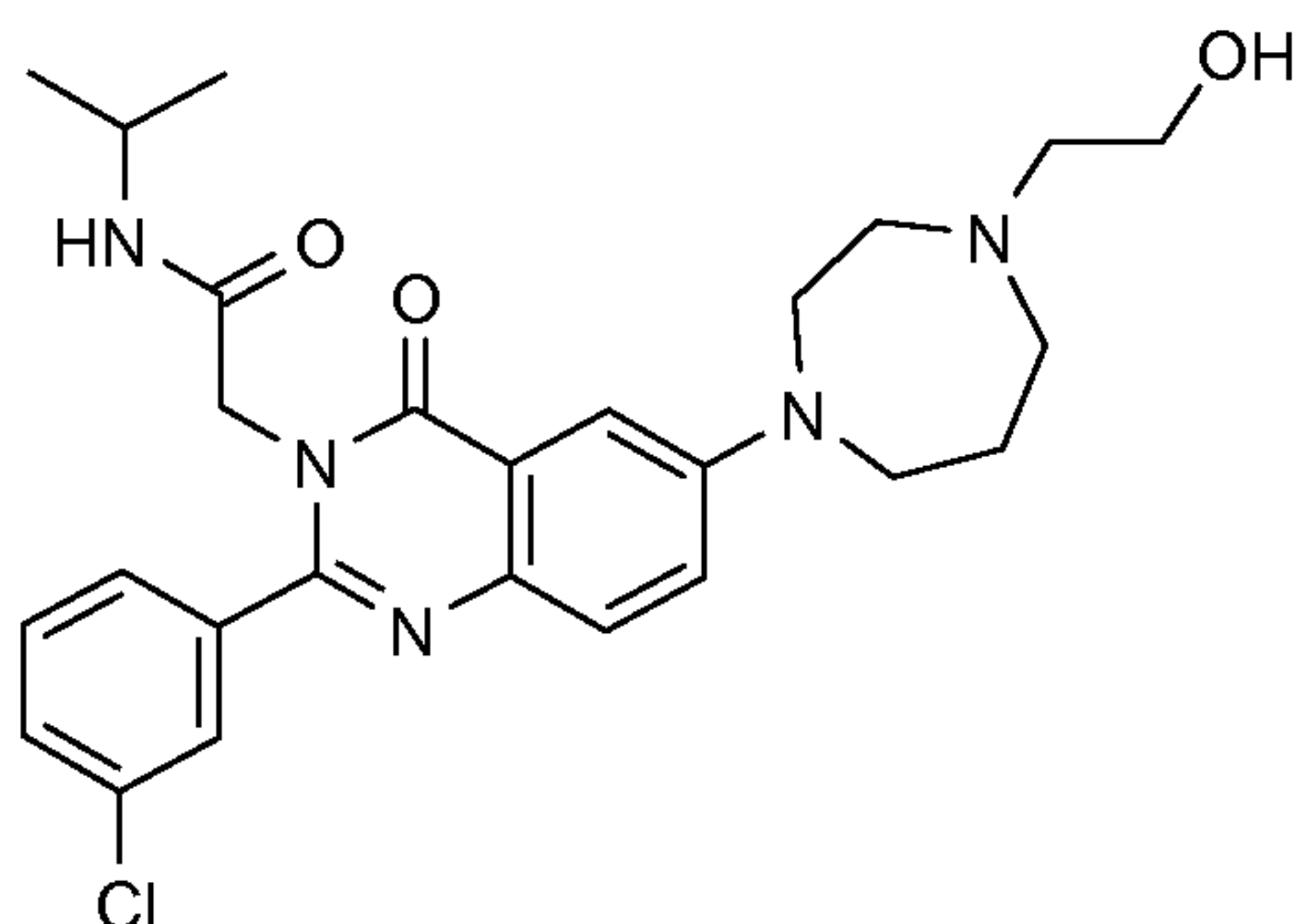
MS (ESI) m/z : 512/514 ($[M+H]^+$) (from EXAMPLE 1b)

EXAMPLE 4v: 2-[2-(4-Fluoro-3-methoxyphenyl)-6-[4-(2-methoxyethyl)perhydro-1,4-diazepin-1-yl]-4-oxo-4H-quinazolin-3-yl]-N-isopropylacetamide



MS (ESI) m/z : 526 ($[M+H]^+$) (from EXAMPLE 1i)

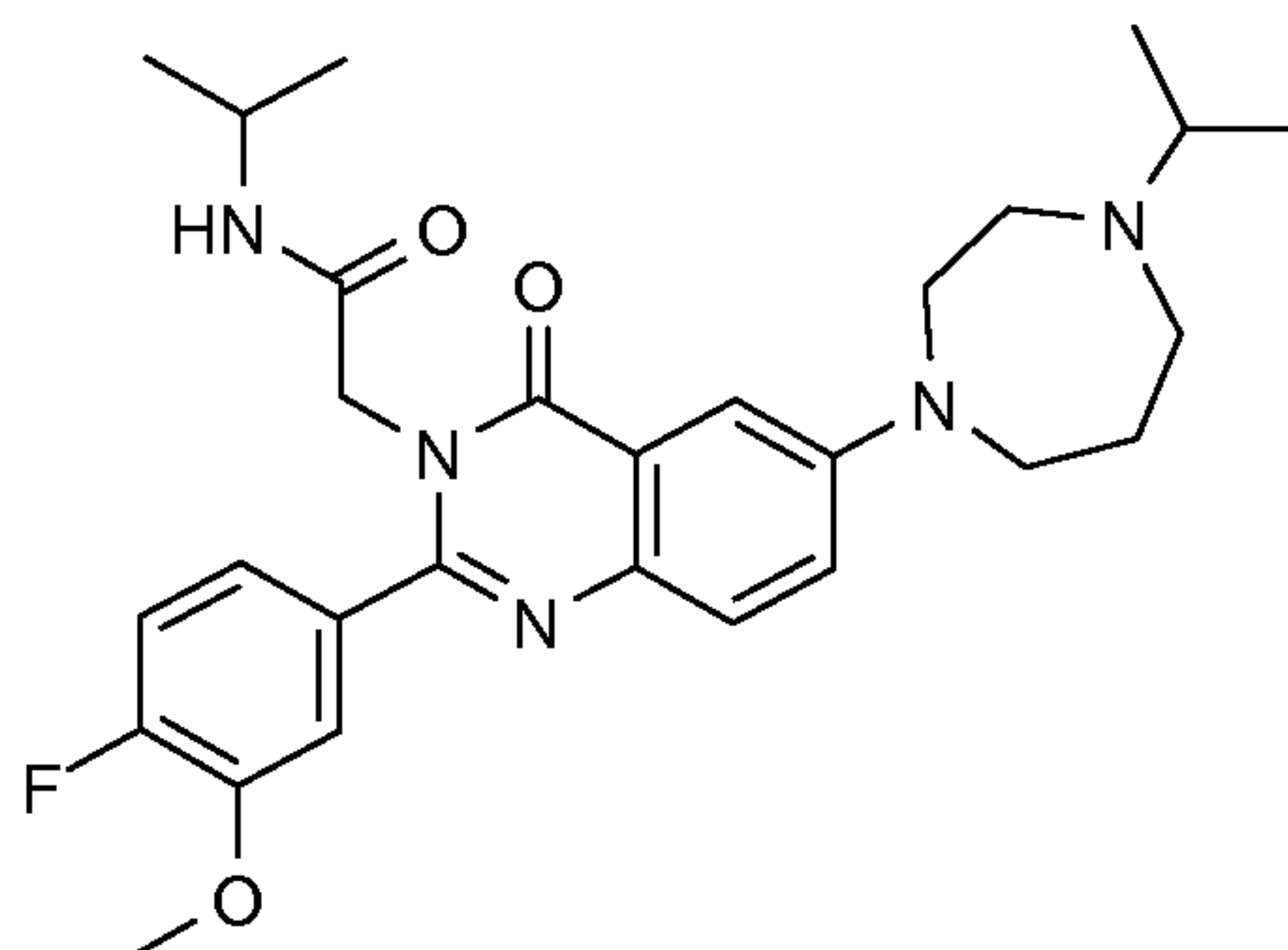
EXAMPLE 4w: 2-[2-(3-Chlorophenyl)-6-[4-(2-hydroxyethyl)perhydro-1,4-diazepin-1-yl]-4-oxo-4H-quinazolin-3-yl]-N-isopropylacetamide



MS (ESI) m/z : 498/500 ($[M+H]^+$) (from EXAMPLE 1b)

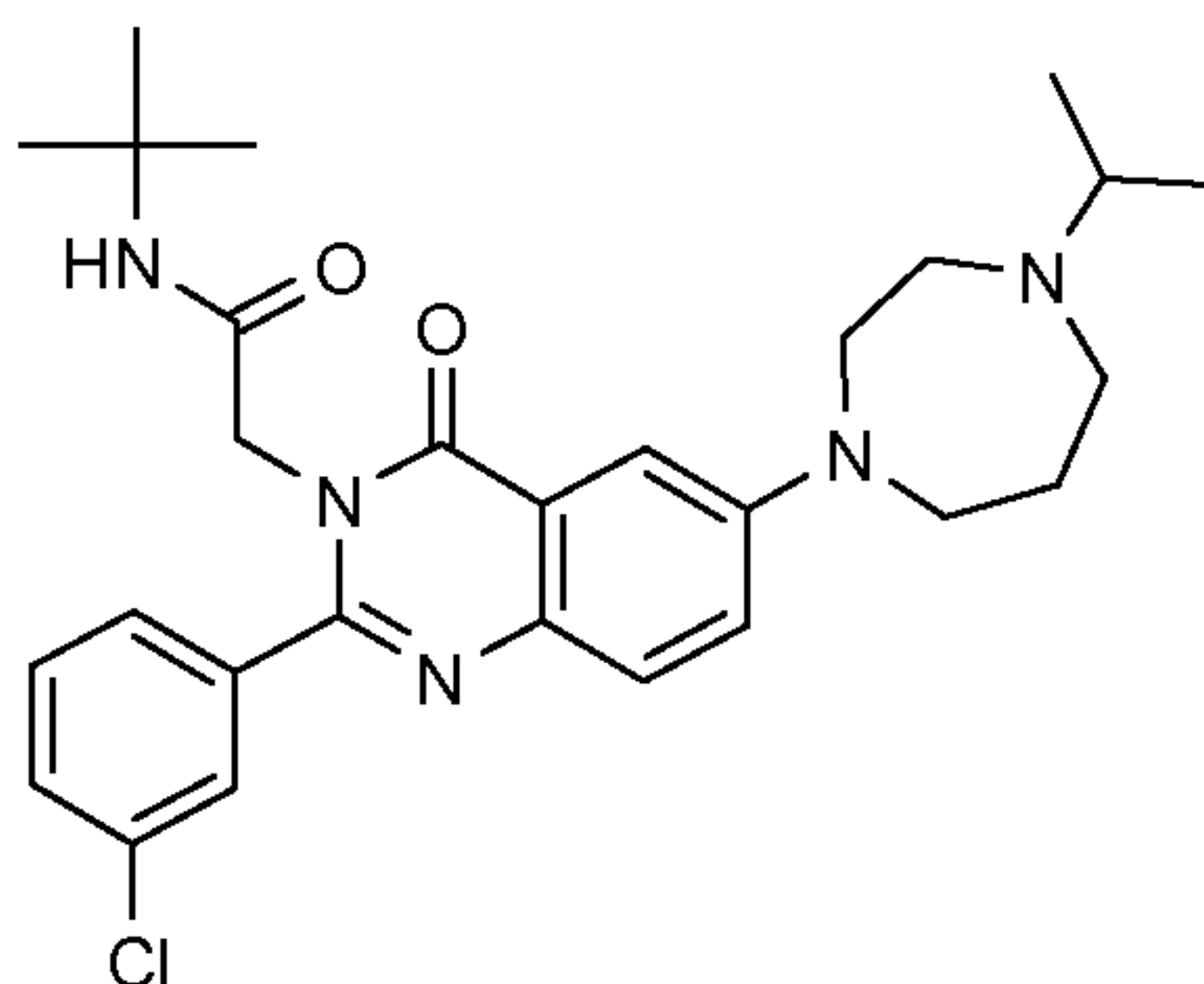
EXAMPLE 4x: 2-[2-(4-Fluoro-3-methoxyphenyl)-6-(4-isopropylperhydro-1,4-diazepin-1-yl)-4-oxo-4H-quinazolin-3-yl]-N-isopropylacetamide

79



MS (ESI) m/z : 510 ($[M+H]^+$) (from EXAMPLE 1i)

EXAMPLE 5a: *N*-tert-Butyl-2-[2-(3-chlorophenyl)-6-(4-isopropylperhydro-1,4-diazepin-1-yl)-4-oxo-4*H*-quinazolin-3-yl]acetamide



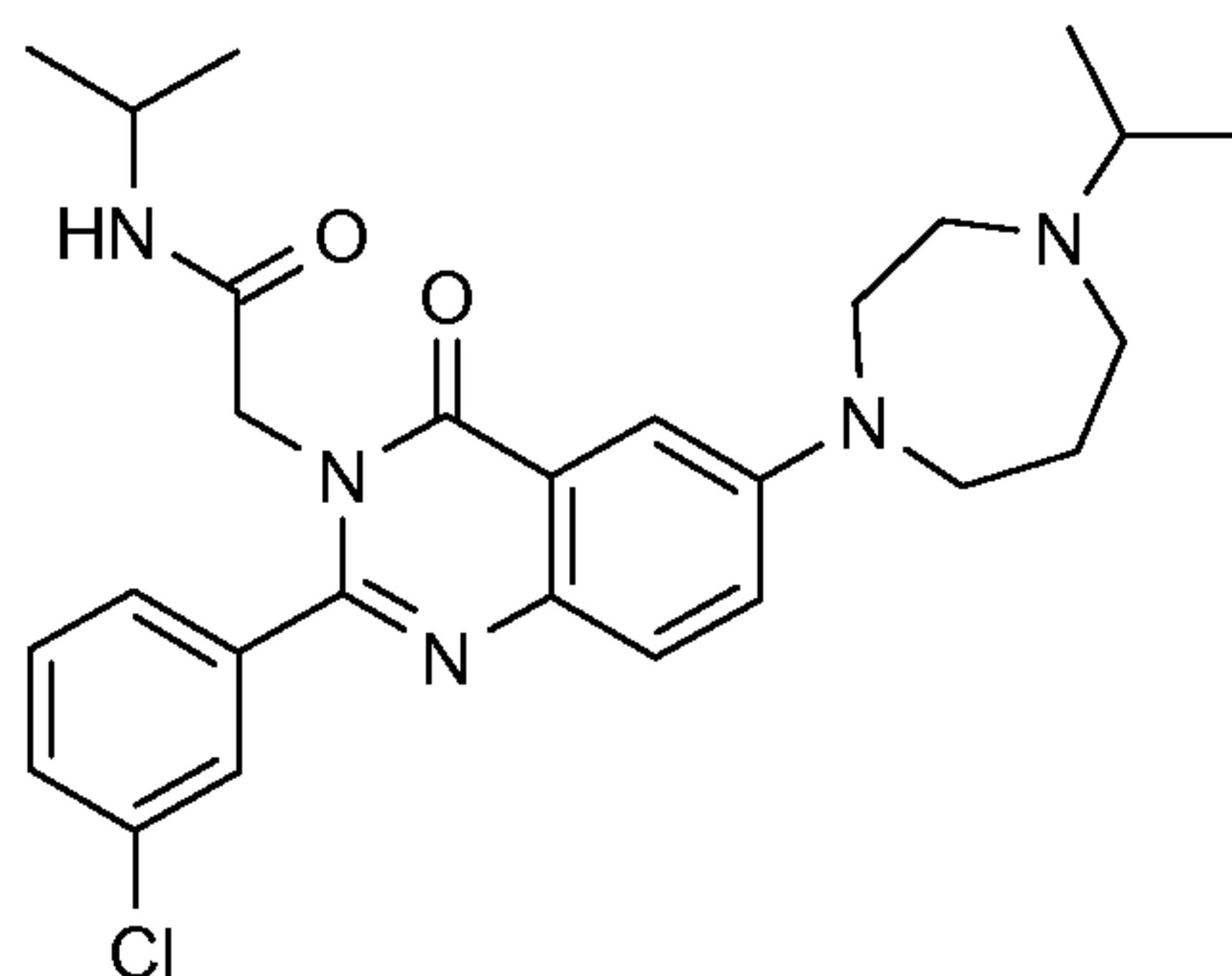
N-tert-Butyl-2-[2-(3-chlorophenyl)-4-oxo-6-perhydro-1,4-diazepin-1-yl-4*H*-quinazolin-3-yl]acetamide (EXAMPLE 1a) (17 mg, 0.03 mmol), anhydrous acetone (30 μ L), sodium cyanoborohydride (3 mg, 0.03 mmol) and glacial acetic acid (12 μ L, 0.21 mmol) in anhydrous THF (0.15 mL) was heated in a microwave at 130 $^{\circ}$ C for 10 minutes. The resulting mixture was purified by preparative TLC on silica gel with DCM:MeOH:NH₄OH (40:2:1, v/v) as eluent to give *N*-tert-butyl-2-[2-(3-chlorophenyl)-6-(4-isopropylperhydro-1,4-diazepin-1-yl)-4-oxo-4*H*-quinazolin-3-yl]acetamide (EXAMPLE 5a) (7.1 mg, 0.014 mmol, 47%).

Data for *N*-tert-butyl-2-[2-(3-chlorophenyl)-6-(4-isopropylperhydro-1,4-diazepin-1-yl)-4-oxo-4*H*-quinazolin-3-yl]acetamide (EXAMPLE 5a): ¹H NMR (300 MHz, CDCl₃): δ 7.6 (m, 2H), 7.5-7.3 (m, 4H), 7.21 (dd, 1H), 5.63 (s, 1H), 4.44 (s, 2H), 3.64 (m, 4H), 2.94 (m, 1H), 2.81 (t, 2H), 2.57 (t, 2H), 1.96 (m, 2H), 1.34 (s, 9H), 1.00 (d, 6H) ppm; MS (ESI) m/z : 510/512 ($[M+H]^+$).

The following compounds were prepared in a similar manner from EXAMPLES 1, 2 or 3:

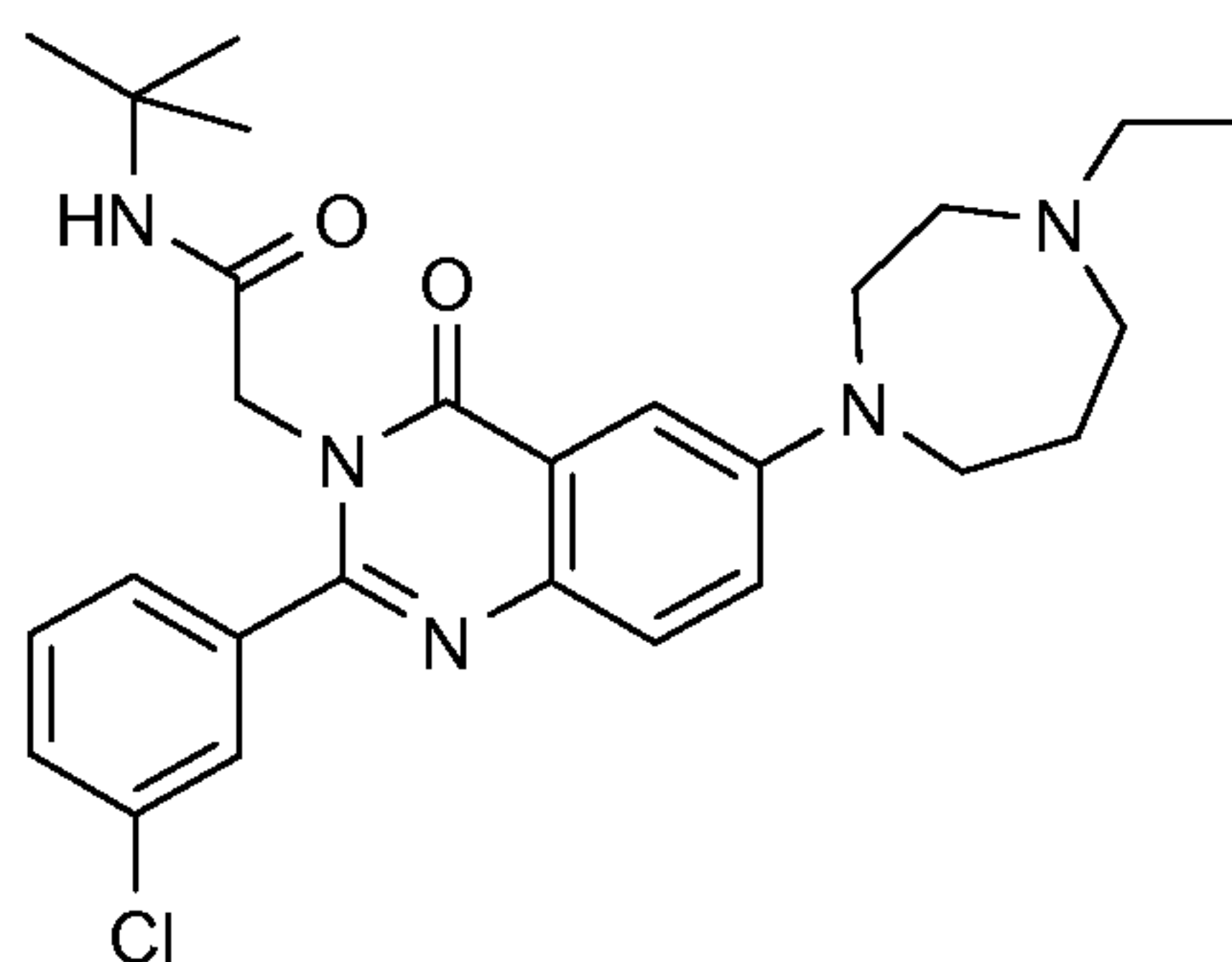
EXAMPLE 5b: 2-[2-(3-Chlorophenyl)-6-(4-isopropylperhydro-1,4-diazepin-1-yl)-4-oxo-4*H*-quinazolin-3-yl]-*N*-isopropylacetamide

80



MS (ESI) m/z : 496/498 ($[M+H]^+$) (from EXAMPLE 1b)

EXAMPLE 5c: *N*-tert-Butyl-2-[2-(3-chlorophenyl)-6-(4-ethylperhydro-1,4-diazepin-1-yl)-4-oxo-4H-quinazolin-3-yl]acetamide

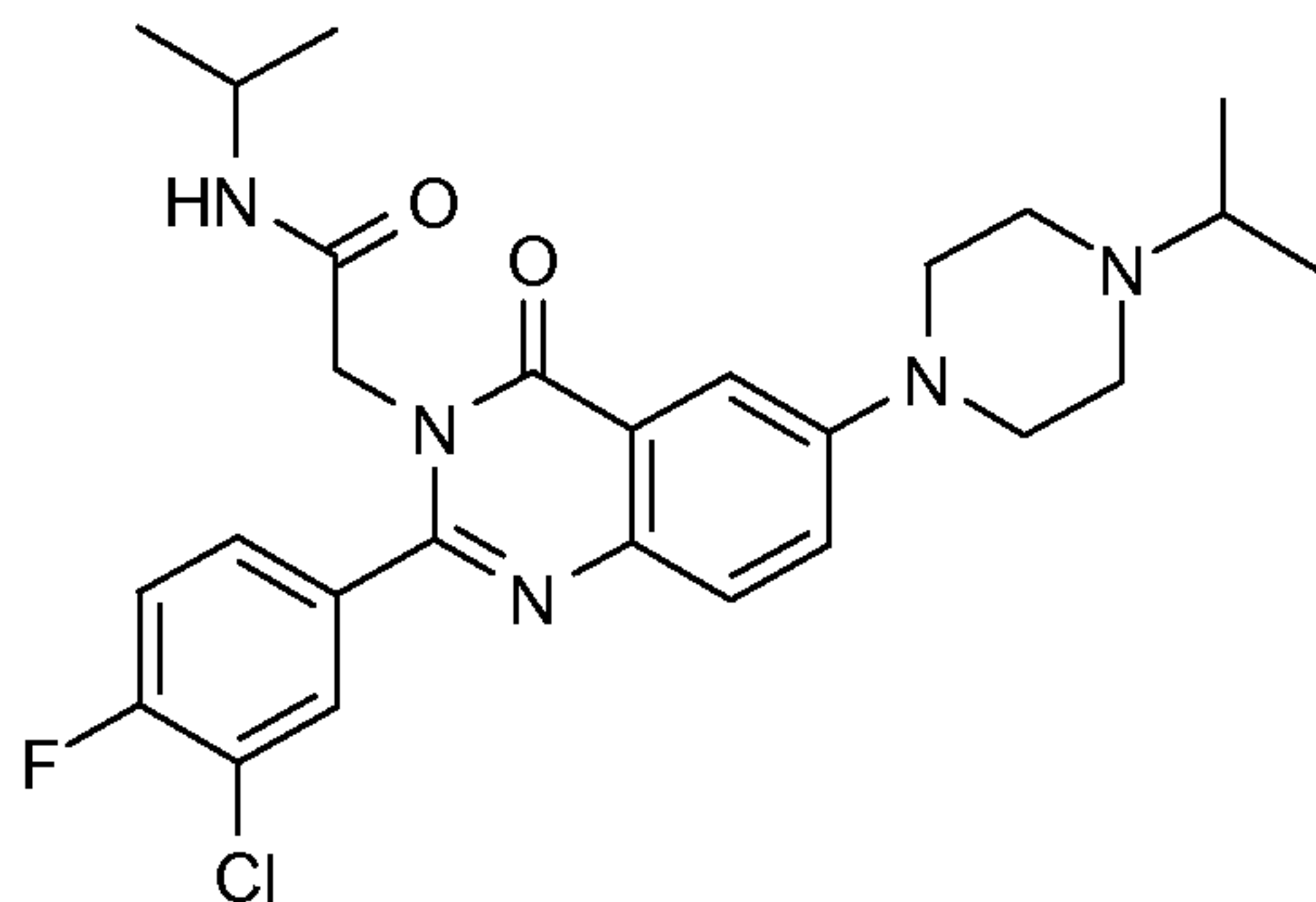


N-tert-Butyl-2-[2-(3-chlorophenyl)-4-oxo-6-perhydro-1,4-diazepin-1-yl-4H-quinazolin-3-yl]acetamide (EXAMPLE 1a) (50 mg, 0.107 mmol), acetaldehyde (7.1 mg, 0.160 mmol) and acetonitrile (1 mL) were placed in a microwave vial. Macroporous triethylammonium methylpolystyrene cyanoborohydride (70 mg, 0.107 mmol) and acetic acid (0.3 mL, 0.107 mmol) were added and the reaction mixture heated in a microwave at 130 °C for 1200s. Crude product was filtered and the residue dissolved in MeOH (1 mL) and purified by preparative HPLC. This afforded *N*-tert-butyl-2-[2-(3-chlorophenyl)-6-(4-ethylperhydro-1,4-diazepin-1-yl)-4-oxo-4H-quinazolin-3-yl]acetamide (EXAMPLE 5c) (11 mg, 0.023 mmol, 21%).

N-tert-Butyl-2-[2-(3-chlorophenyl)-6-(4-ethylperhydro-1,4-diazepin-1-yl)-4-oxo-4H-quinazolin-3-yl]acetamide (EXAMPLE 5c): MS (ESI) m/z : 496 ($[M+H]^+$).

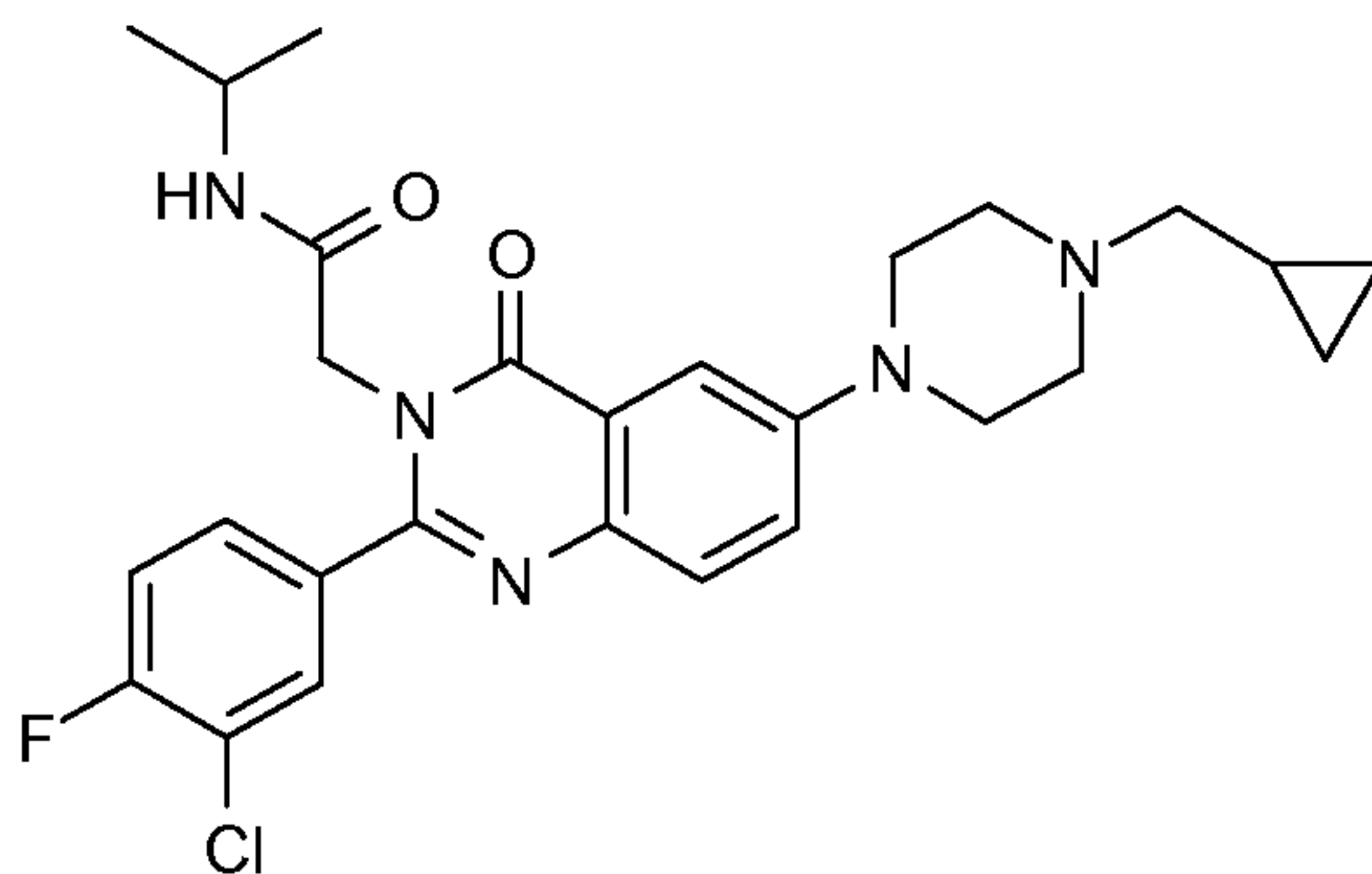
EXAMPLE 5d: 2-[2-(3-Chloro-4-fluorophenyl)-6-(4-isopropylpiperazin-1-yl)-4-oxo-4H-quinazolin-3-yl]-*N*-isopropylacetamide

81



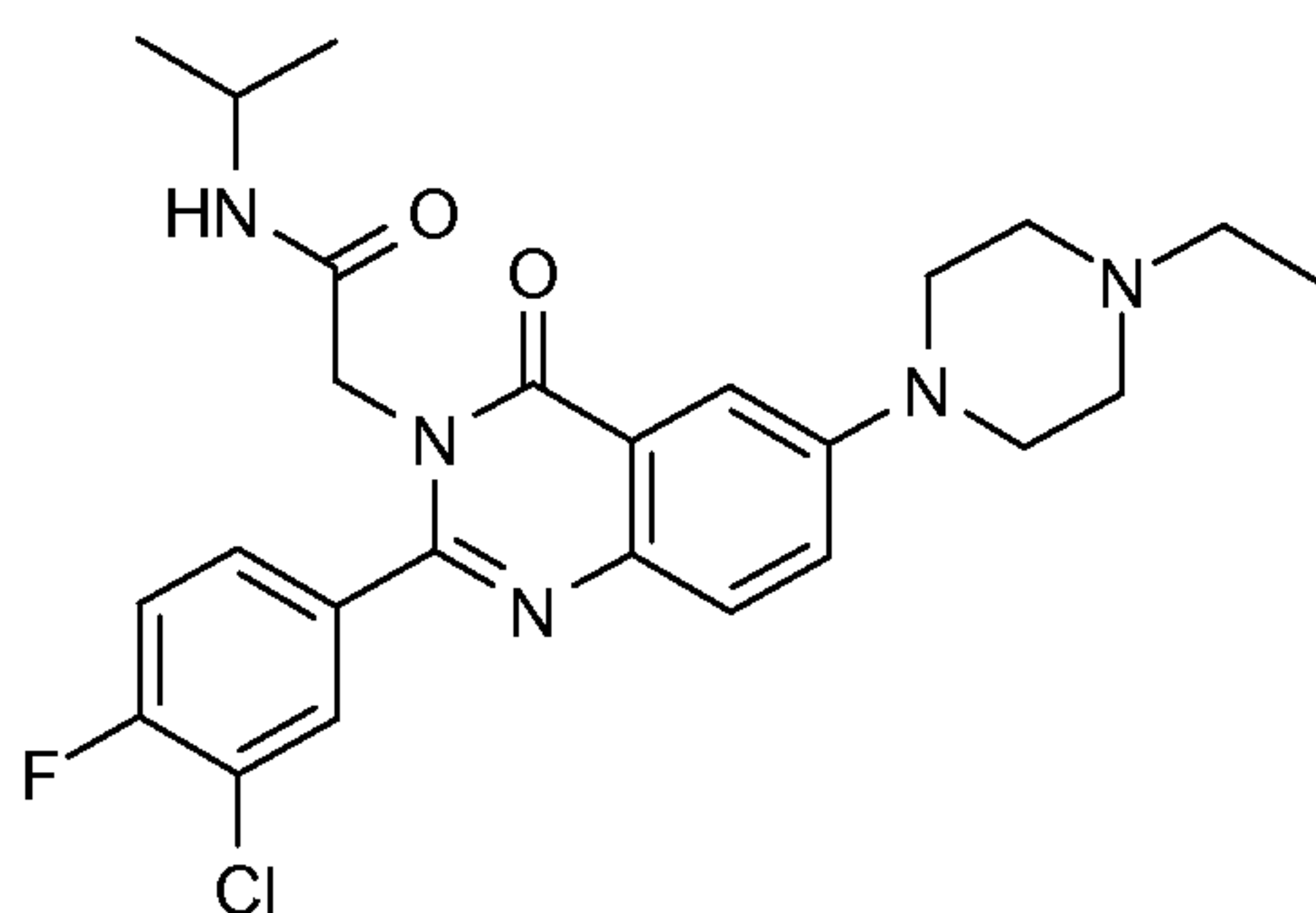
MS (ESI) m/z : 500/502 ($[M+H]^+$) (from EXAMPLE 1g)

EXAMPLE 5e: 2-[2-(3-Chloro-4-fluorophenyl)-6-(4-cyclopropylmethylpiperazin-1-yl)-4-oxo-4H-quinazolin-3-yl]-N-isopropylacetamide



MS (ESI) m/z : 512/514 ($[M+H]^+$) (from EXAMPLE 1g)

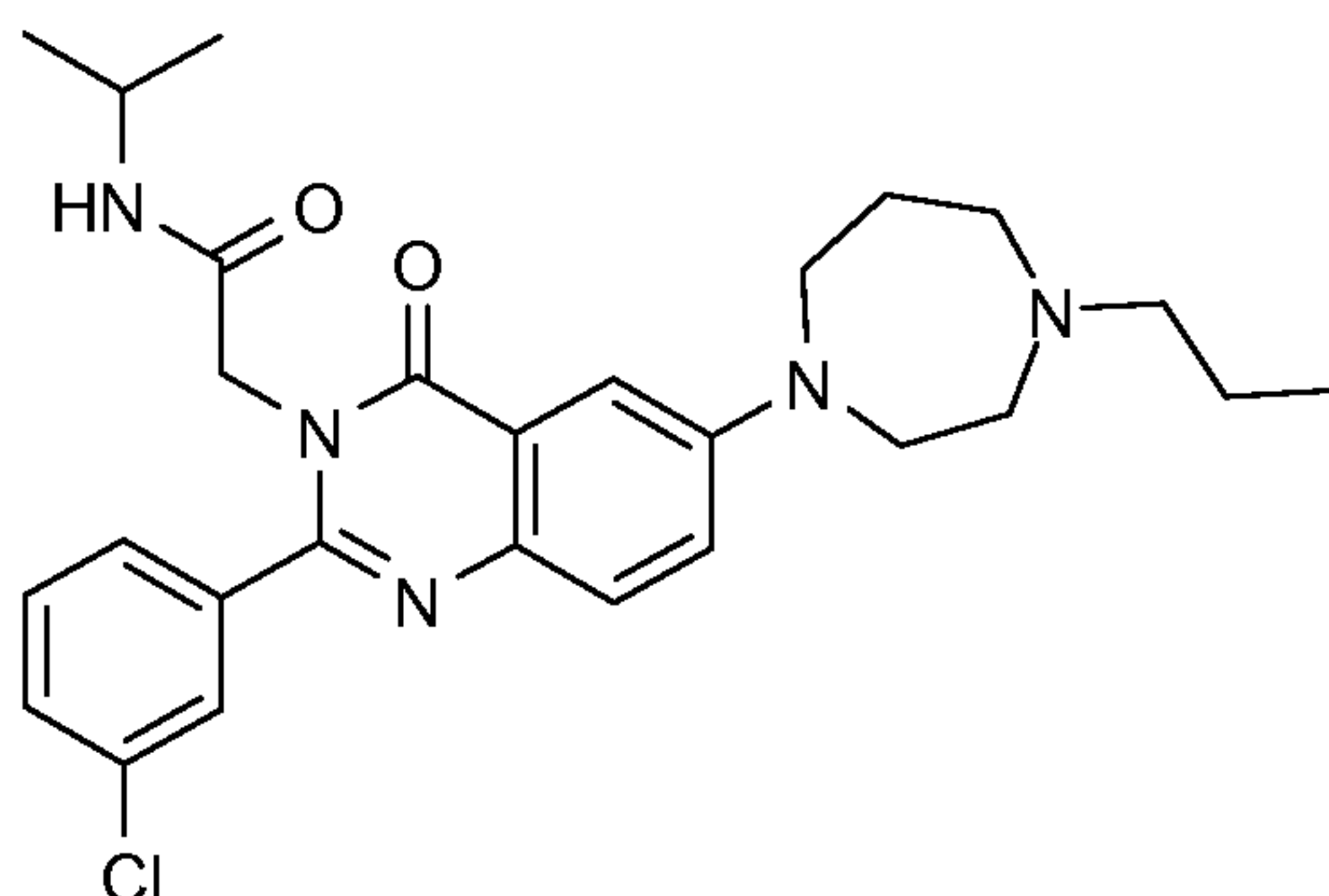
EXAMPLE 5f: 2-[2-(3-Chloro-4-fluorophenyl)-6-(4-ethylpiperazin-1-yl)-4-oxo-4H-quinazolin-3-yl]-N-isopropylacetamide



MS (ESI) m/z : 486/488 ($[M+H]^+$) (from EXAMPLE 1g)

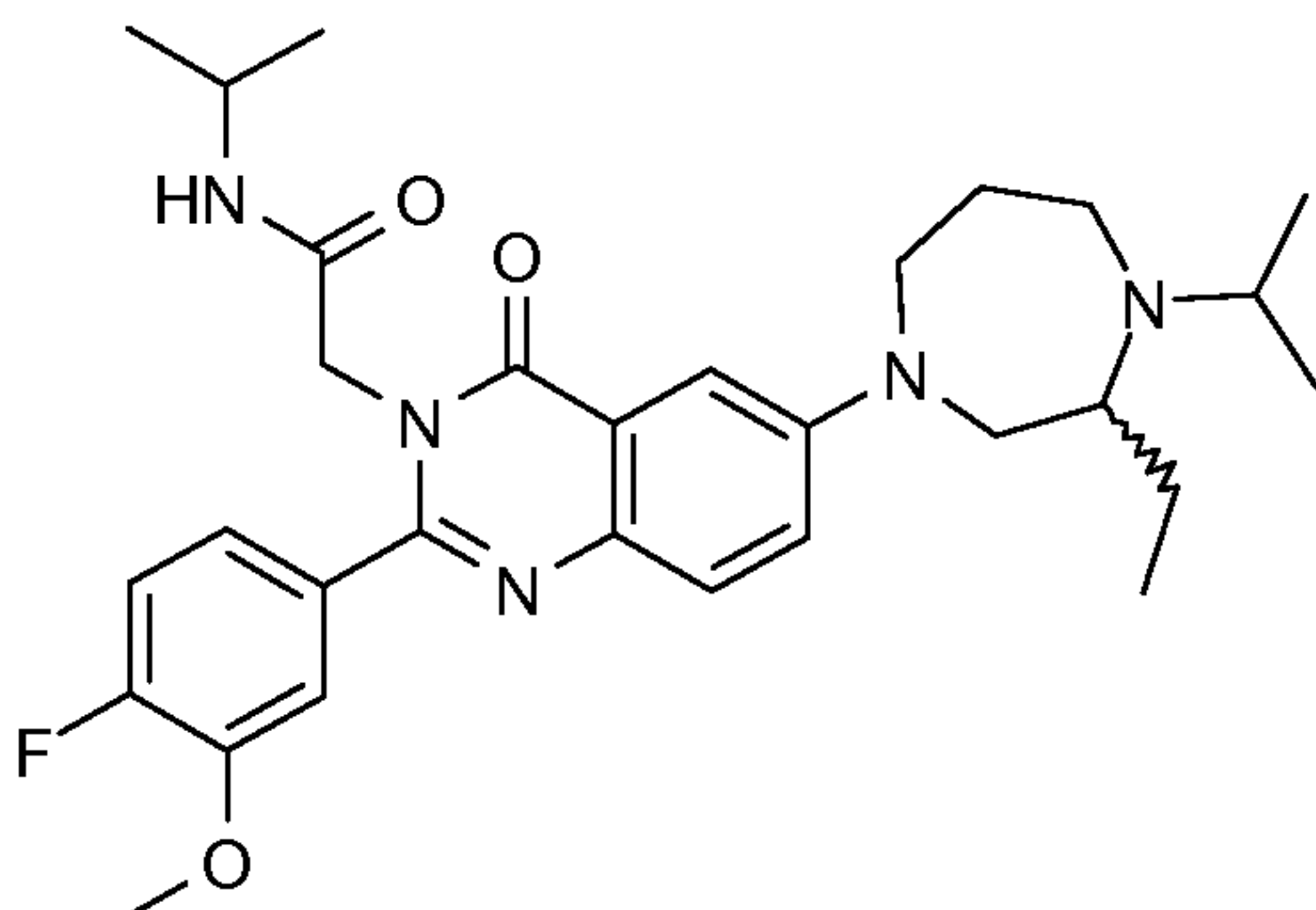
EXAMPLE 5g: 2-[2-(3-Chlorophenyl)-4-oxo-6-(4-propylperhydro-1,4-diazepin-1-yl)-4H-quinazolin-3-yl]-N-isopropylacetamide

82



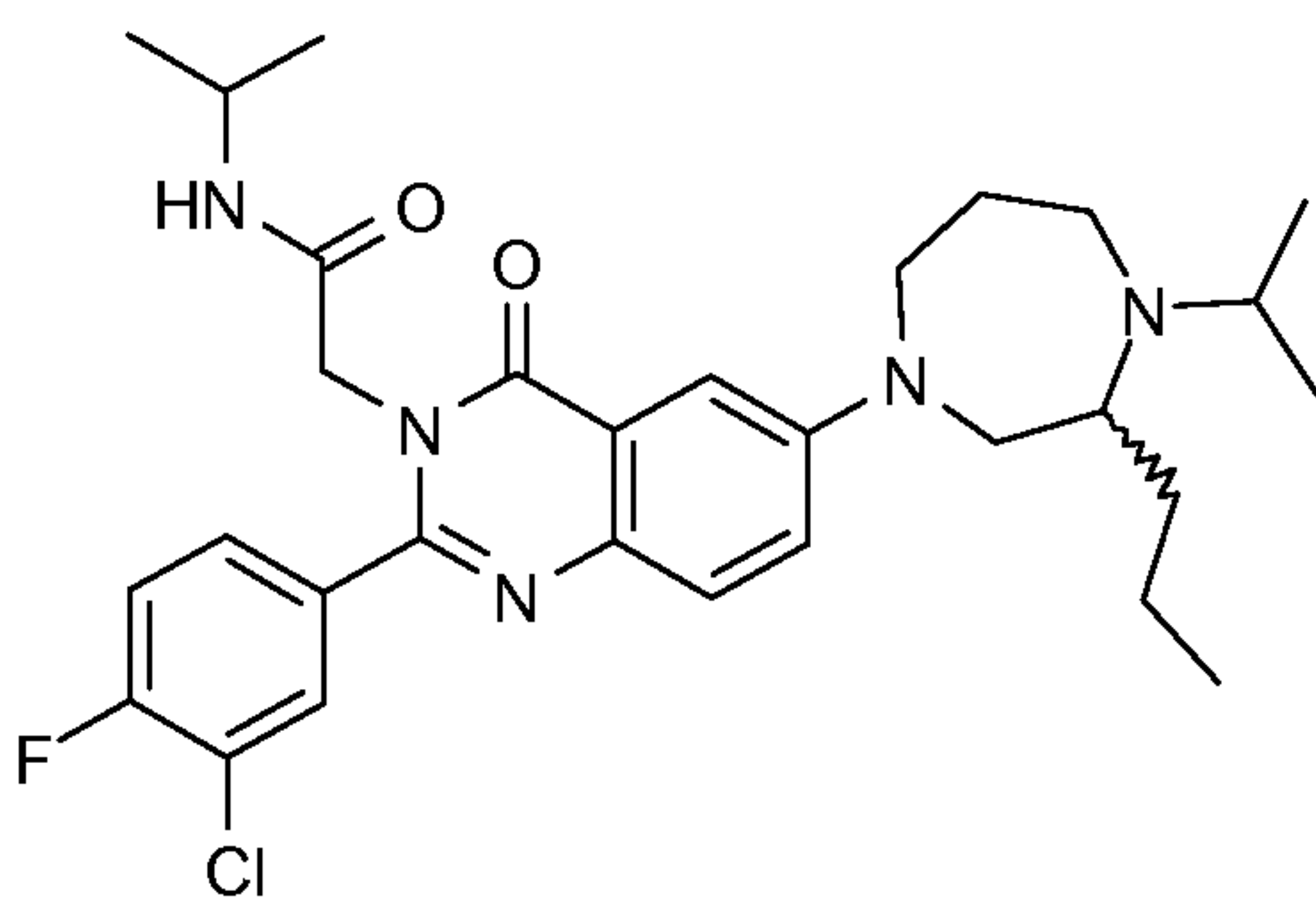
MS (ESI) m/z : 496/498 ($[M+H]^+$) (from EXAMPLE 1b)

EXAMPLE 5h: 2-[6-(3-Ethyl-4-isopropylperhydro-1,4-diazepin-1-yl)-2-(4-fluoro-3-methoxyphenyl)-4-oxo-4H-quinazolin-3-yl]-N-isopropylacetamide



MS (ESI) m/z : 538 ($[M+H]^+$) (from EXAMPLE 6f)

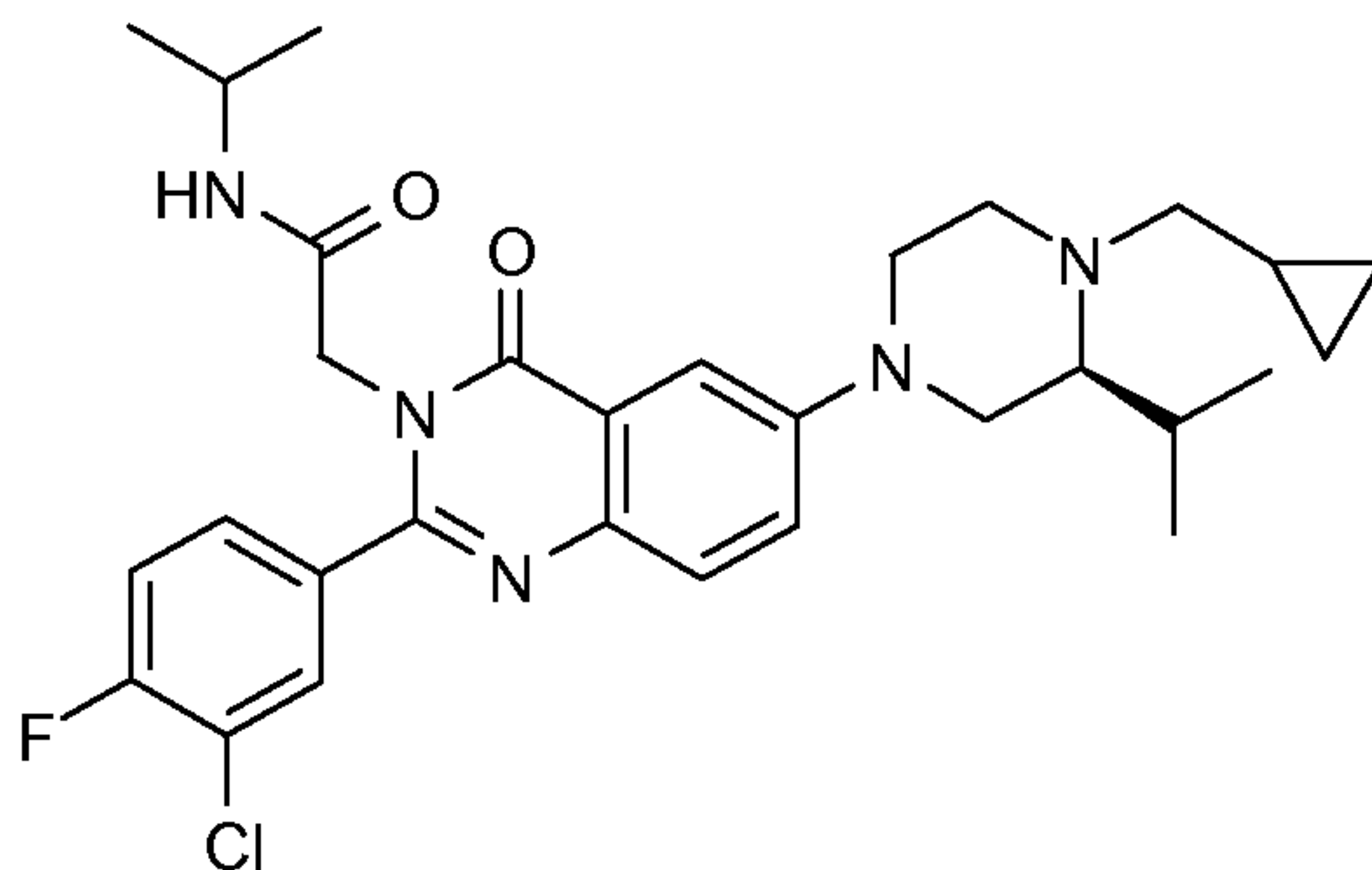
EXAMPLE 5i: 2-[2-(3-Chloro-4-fluorophenyl)-6-(4-isopropyl-3-propylperhydro-1,4-diazepin-1-yl)-4-oxo-4H-quinazolin-3-yl]-N-isopropylacetamide



MS (ESI) m/z : 556/558 ($[M+H]^+$) (from EXAMPLE 6Av)

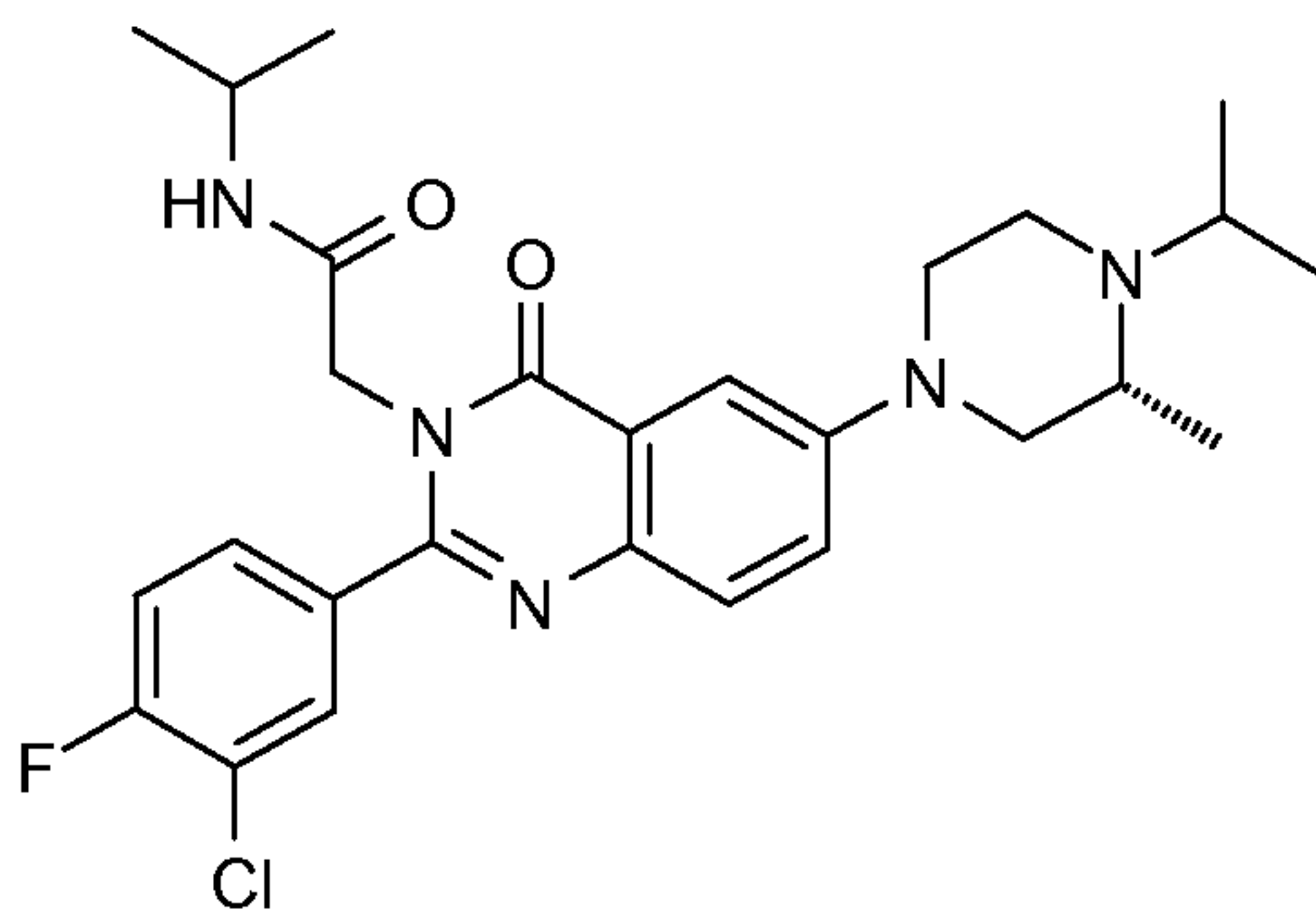
EXAMPLE 5j: 2-[2-(3-Chloro-4-fluorophenyl)-6-((S)-4-cyclopropylmethyl-3-isopropylpiperazin-1-yl)-4-oxo-4H-quinazolin-3-yl]-N-isopropylacetamide

83



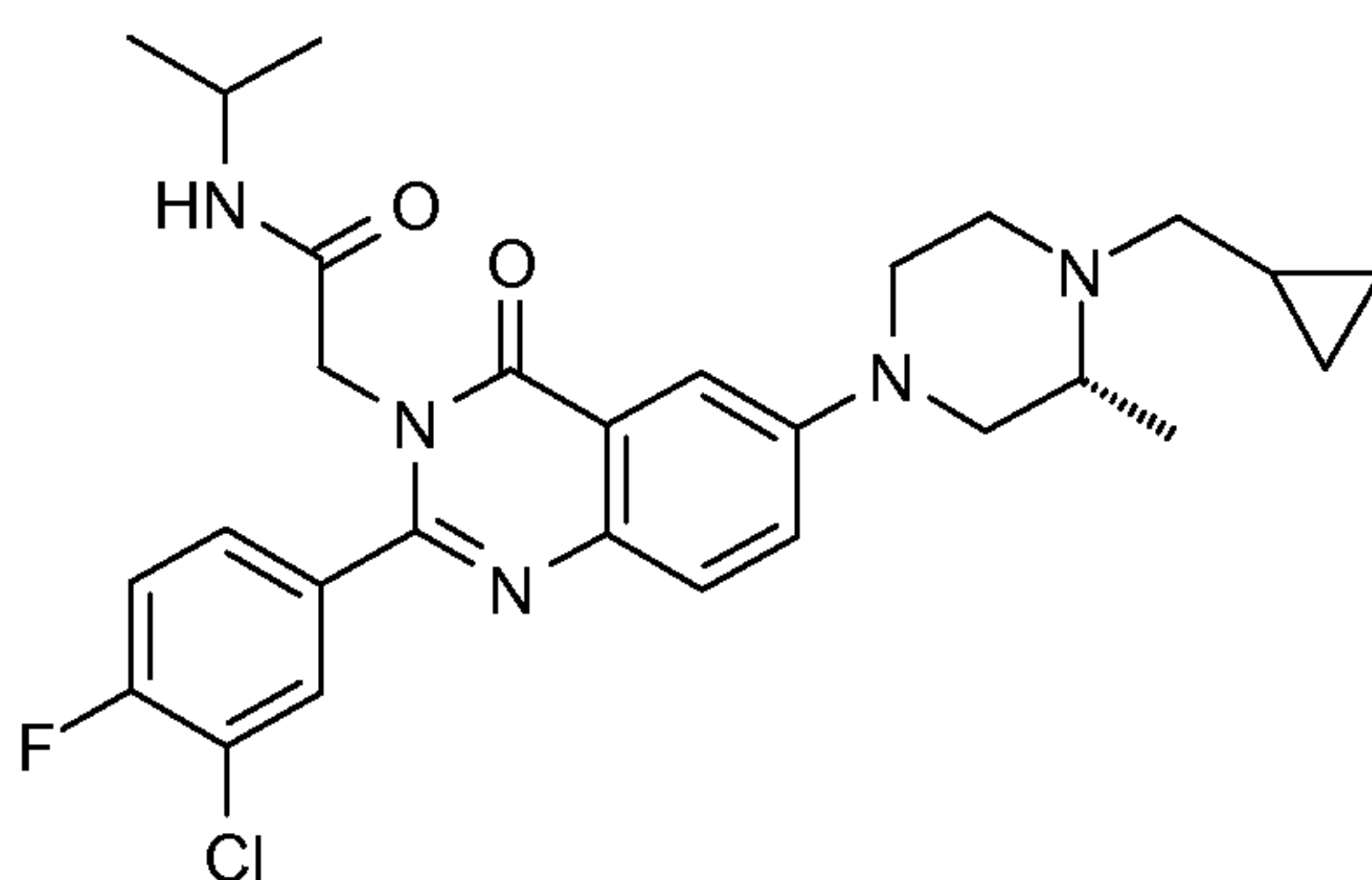
MS (ESI) m/z : 554/556 ($[M+H]^+$) (from EXAMPLE 1f)

EXAMPLE 5k: 2-[2-(3-Chloro-4-fluorophenyl)-6-((R)-4-isopropyl-3-methylpiperazin-1-yl)-4-oxo-4H-quinazolin-3-yl]-N-isopropylacetamide



MS (ESI) m/z : 514/516 ($[M+H]^+$) (from EXAMPLE 3x)

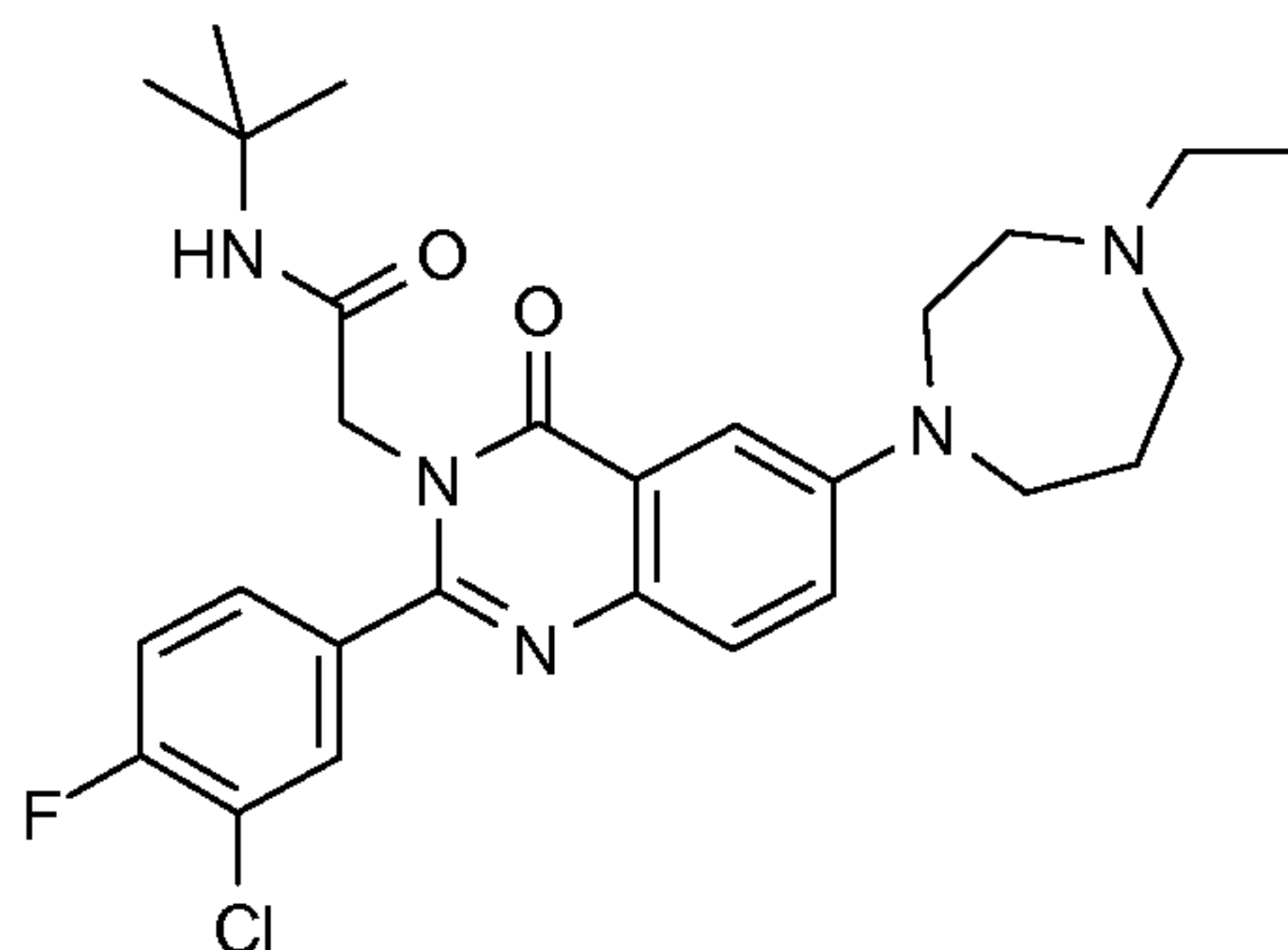
EXAMPLE 5l: 2-[2-(3-Chloro-4-fluorophenyl)-6-((R)-4-cyclopropylmethyl-3-methylpiperazin-1-yl)-4-oxo-4H-quinazolin-3-yl]-N-isopropylacetamide



MS (ESI) m/z : 526/528 ($[M+H]^+$) (from EXAMPLE 3x)

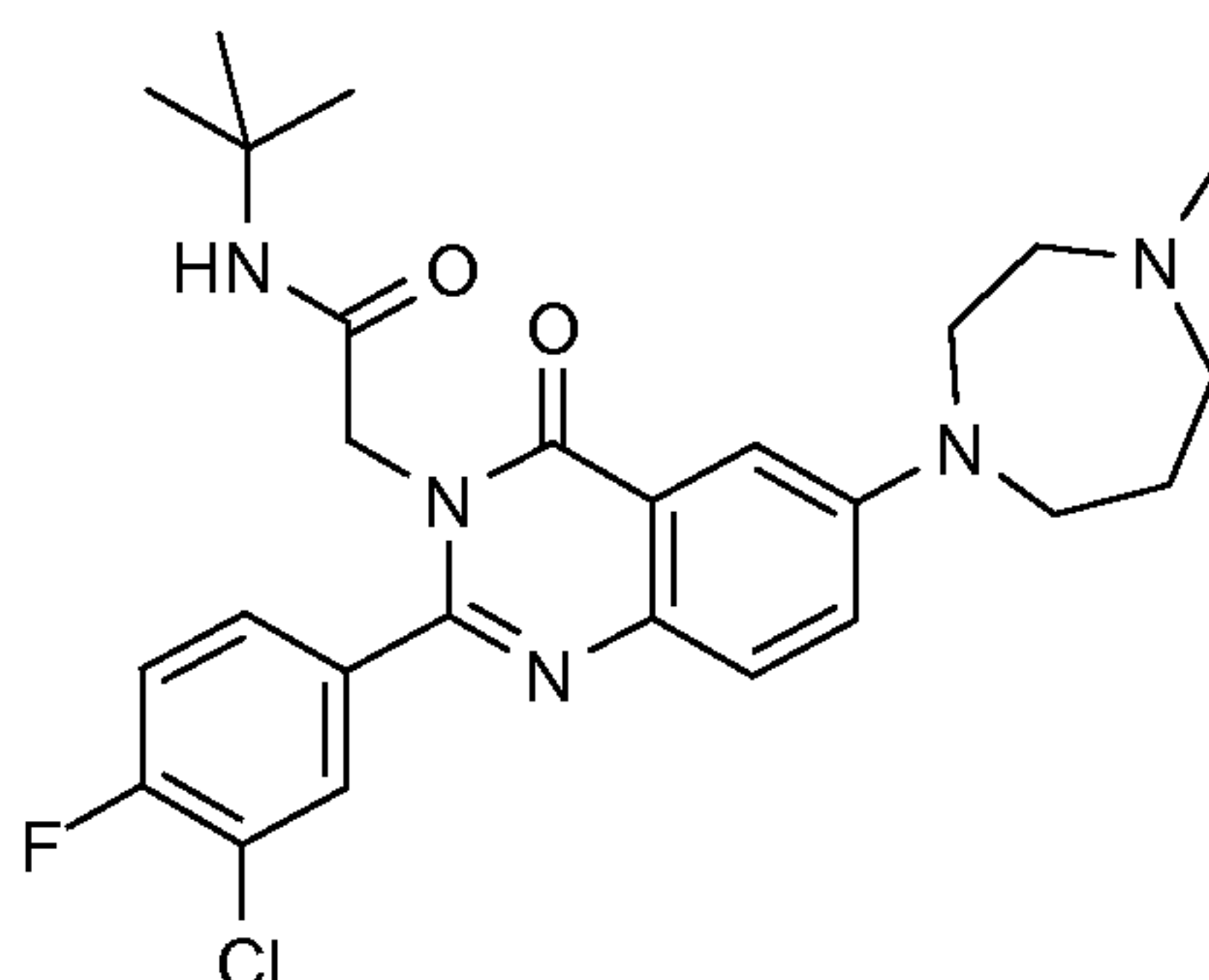
EXAMPLE 5m: N-tert-Butyl-2-[2-(3-chloro-4-fluorophenyl)-6-(4-ethylperhydro-1,4-diazepin-1-yl)-4-oxo-4H-quinazolin-3-yl]acetamide

84



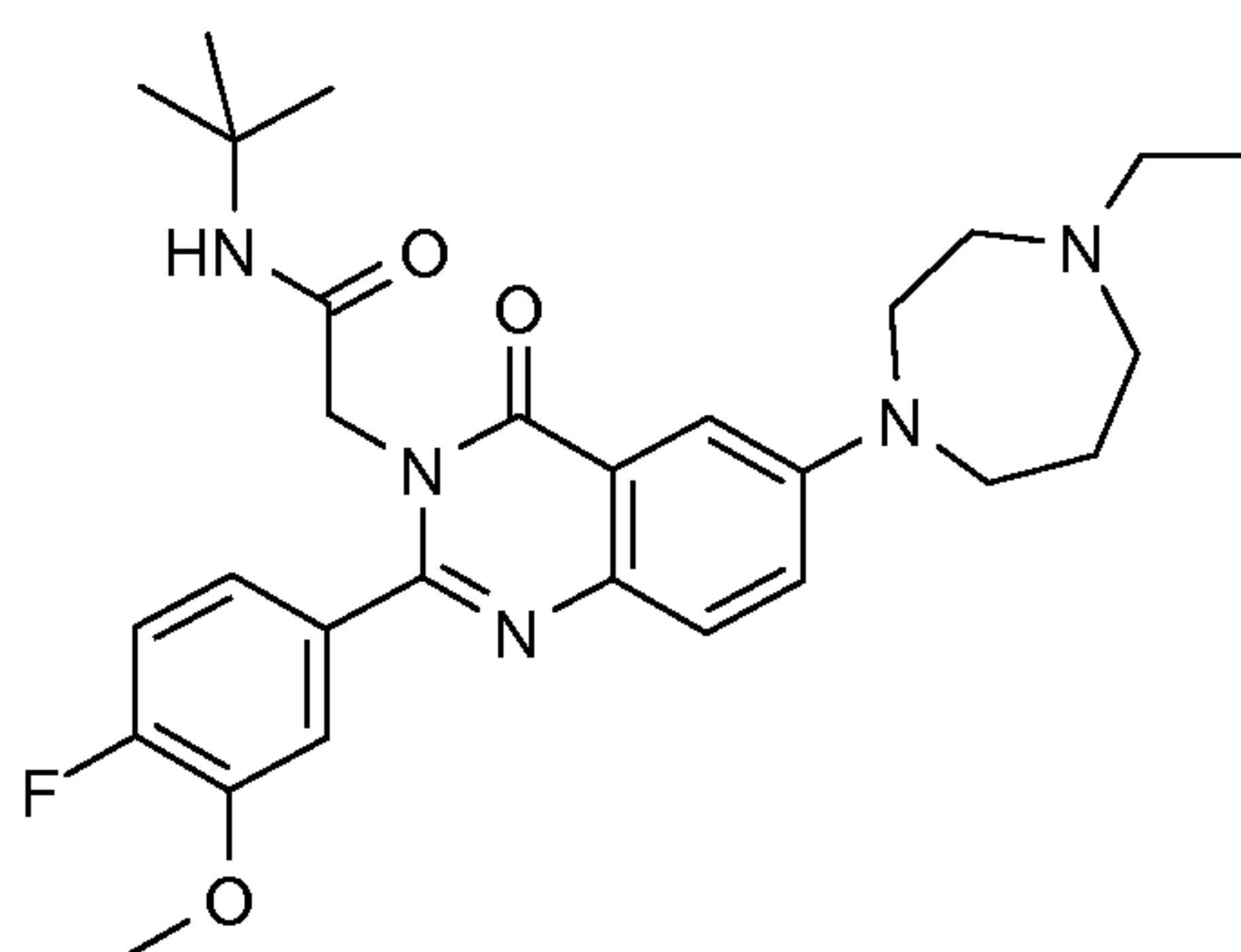
MS (ESI) m/z : 514/516 ($[M+H]^+$) (from EXAMPLE 1c)

EXAMPLE 5n: *N*-tert-Butyl-2-[2-(3-chloro-4-fluorophenyl)-6-(4-methylperhydro-1,4-diazepin-1-yl)-4-oxo-4*H*-quinazolin-3-yl]acetamide



MS (ESI) m/z : 500/502 ($[M+H]^+$) (from EXAMPLE 1c)

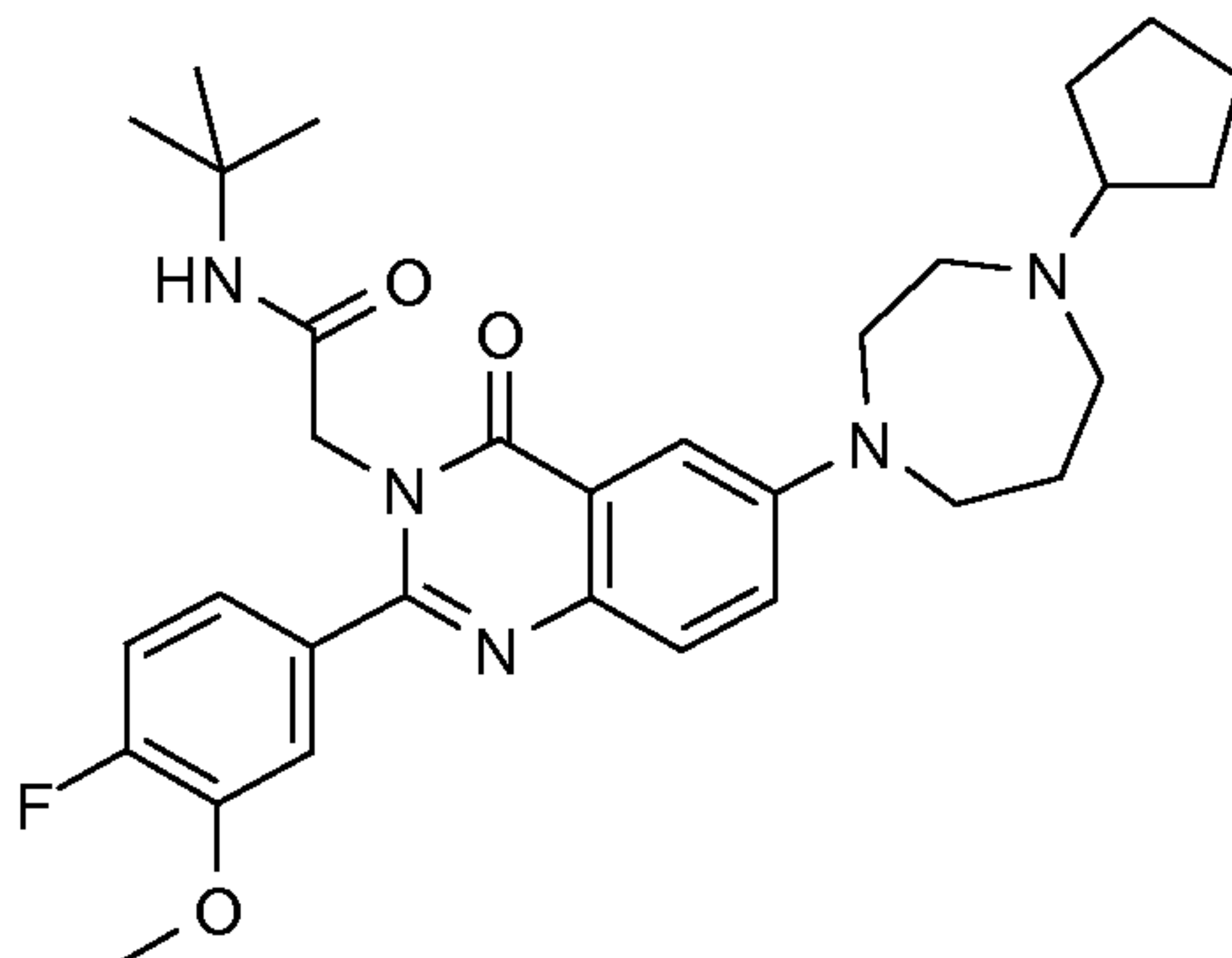
EXAMPLE 5o: *N*-tert-Butyl-2-[6-(4-ethylperhydro-1,4-diazepin-1-yl)-2-(4-fluoro-3-methoxyphenyl)-4-oxo-4*H*-quinazolin-3-yl]acetamide



MS (ESI) m/z : 510 ($[M+H]^+$) (from EXAMPLE 1d)

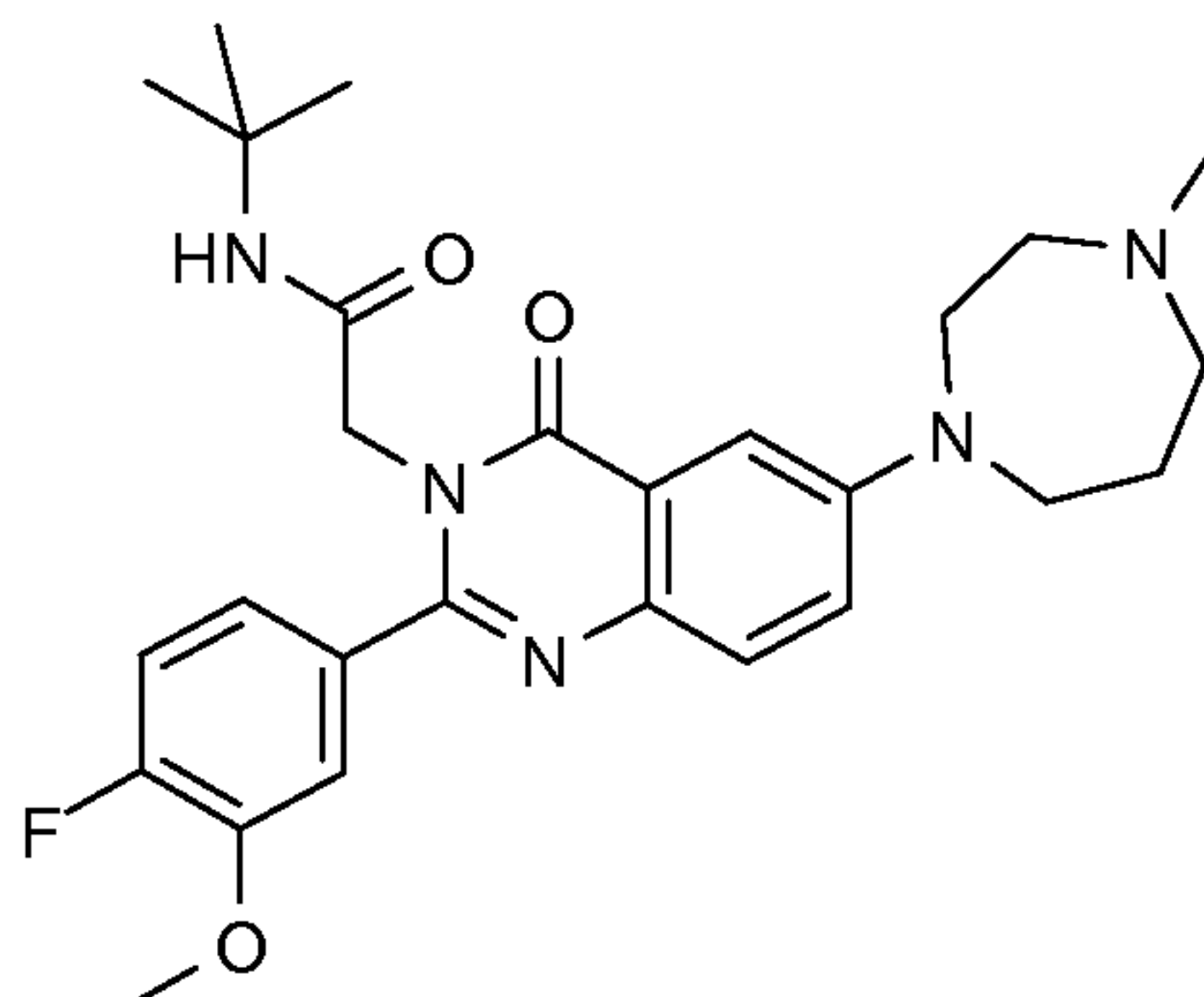
EXAMPLE 5p: *N*-tert-Butyl-2-[6-(4-cyclopentylperhydro-1,4-diazepin-1-yl)-2-(4-fluoro-3-methoxyphenyl)-4-oxo-4*H*-quinazolin-3-yl]acetamide

85



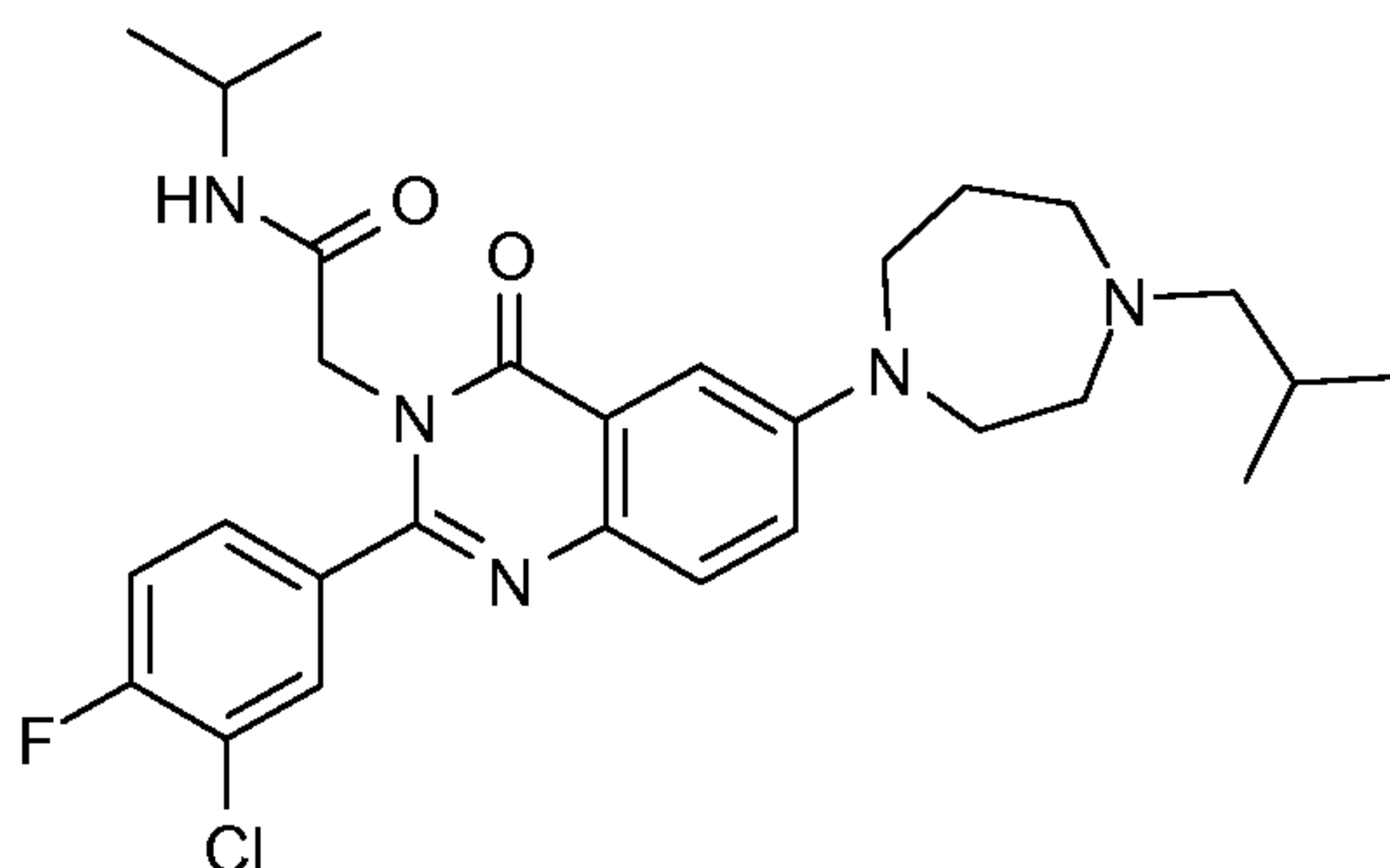
MS (ESI) m/z : 550 ($[M+H]^+$) (from EXAMPLE 1d)

EXAMPLE 5q: *N*-tert-Butyl-2-[2-(4-fluoro-3-methoxyphenyl)-6-(4-methylperhydro-1,4-diazepin-1-yl)-4-oxo-4*H*-quinazolin-3-yl]acetamide



MS (ESI) m/z : 496 ($[M+H]^+$) (from EXAMPLE 1d)

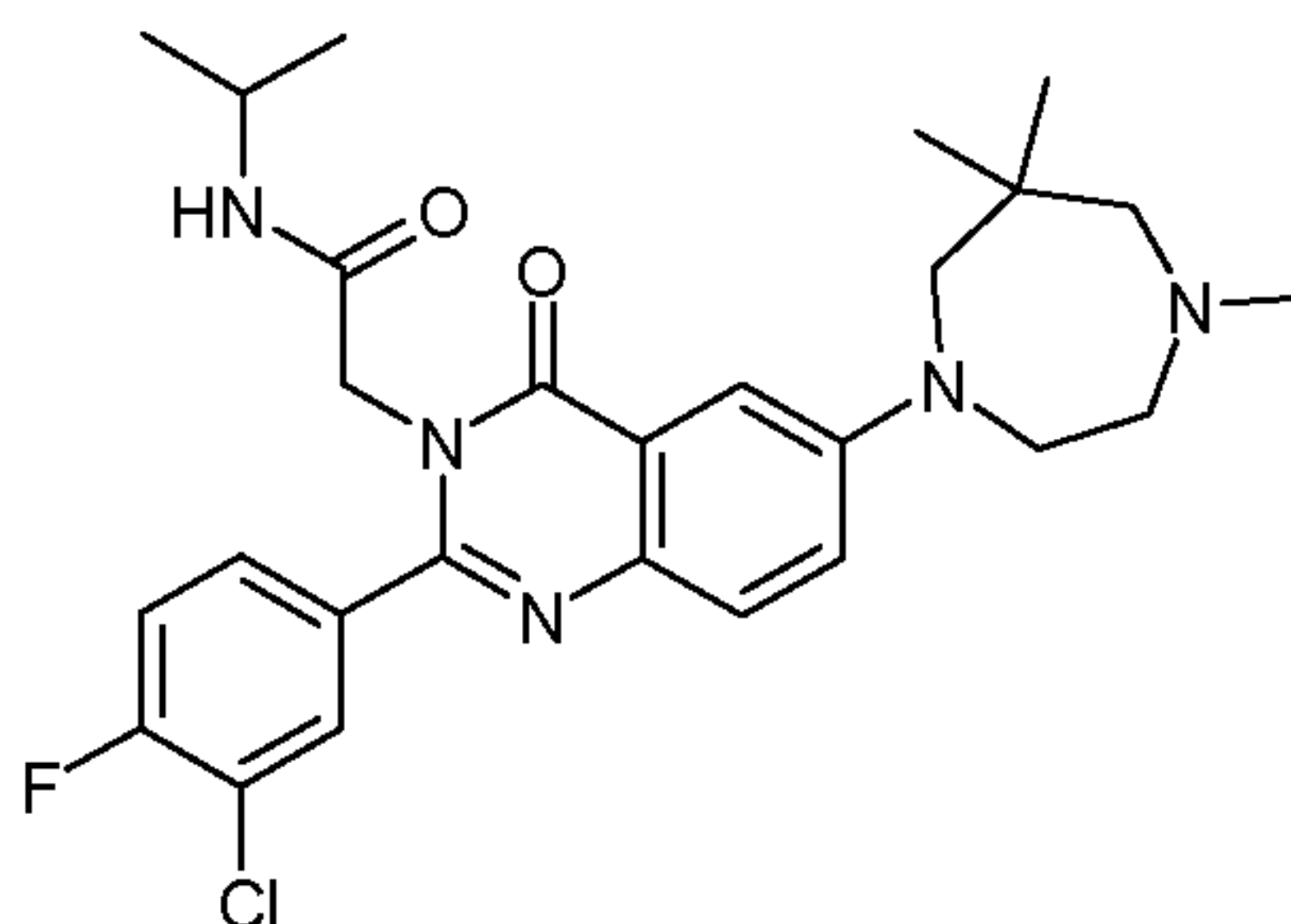
EXAMPLE 5r: 2-[2-(3-Chloro-4-fluorophenyl)-6-(4-isobutylperhydro-1,4-diazepin-1-yl)-4-oxo-4*H*-quinazolin-3-yl]-*N*-isopropylacetamide



MS (ESI) m/z : 528 ($[M+H]^+$) (from EXAMPLE 1e)

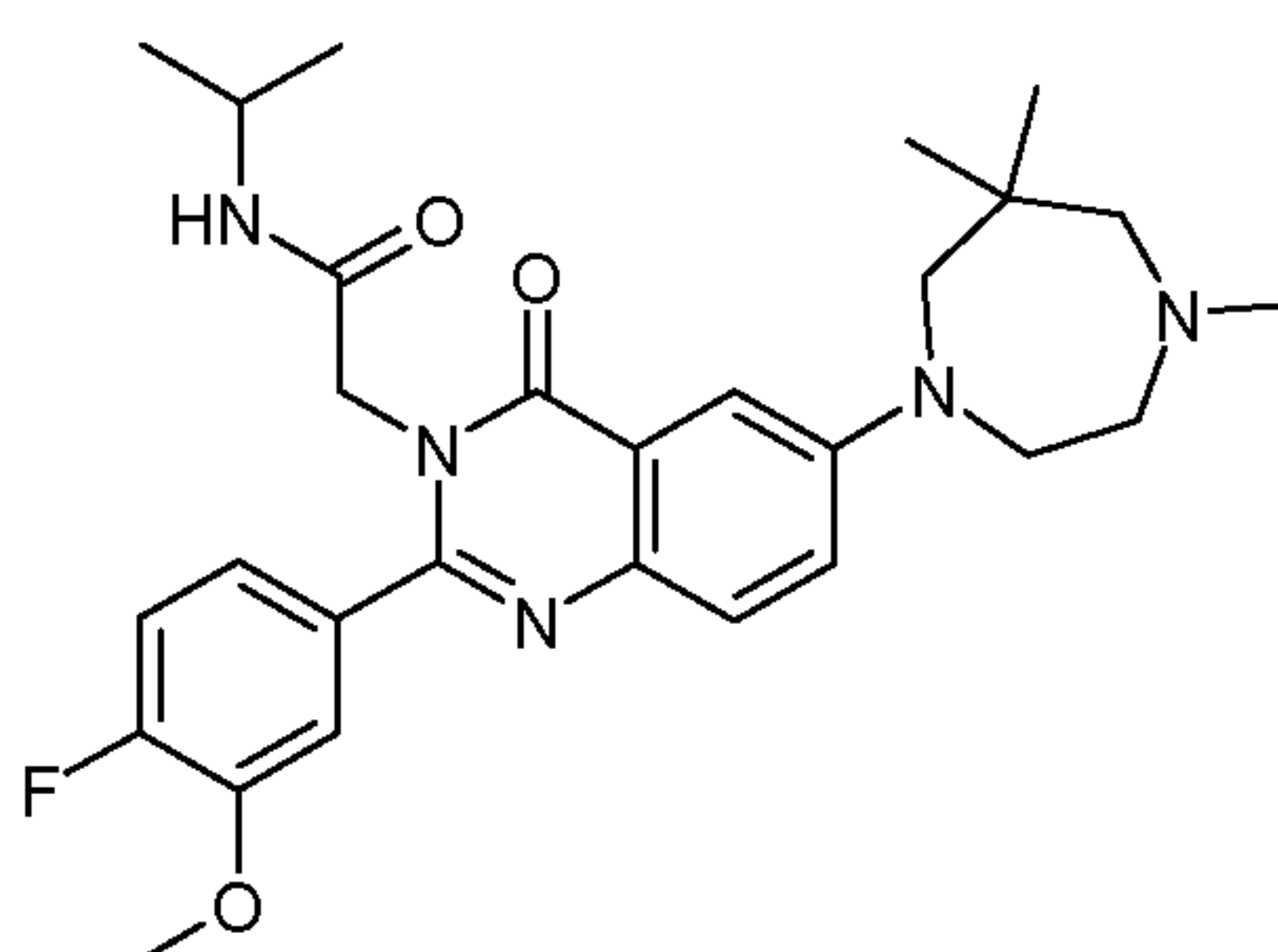
EXAMPLE 5s: 2-[2-(3-Chloro-4-fluorophenyl)-4-oxo-6-(4,6,6-trimethylperhydro-1,4-diazepin-1-yl)-4*H*-quinazolin-3-yl]-*N*-isopropylacetamide

86



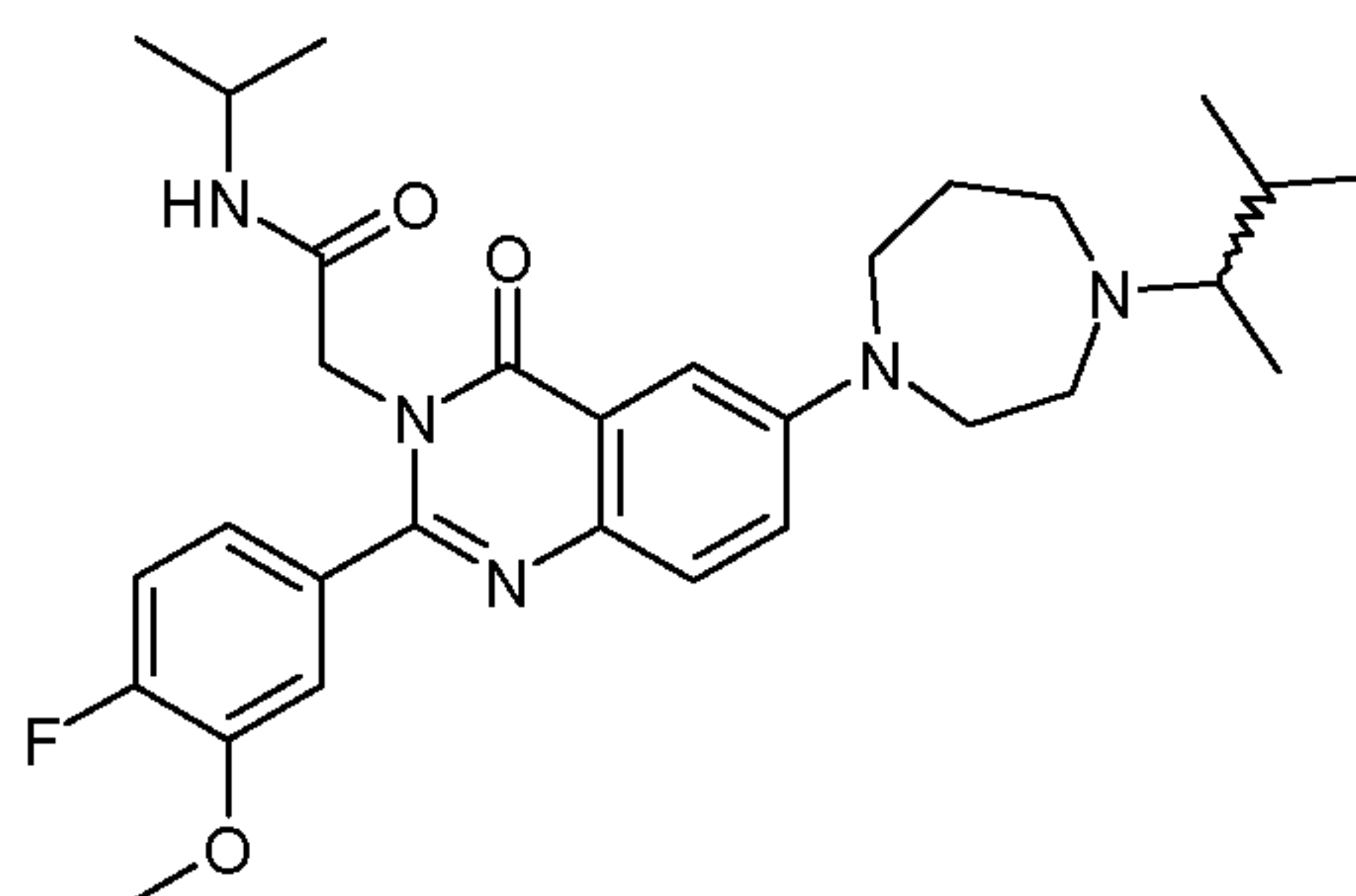
MS (ESI) m/z : 514/516 ($[M+H]^+$) (from EXAMPLE 1k).

EXAMPLE 5t: 2-[2-(4-Fluoro-3-methoxyphenyl)-4-oxo-6-(4,6,6-trimethylperhydro-1,4-diazepin-1-yl)-4H-quinazolin-3-yl]-N-isopropylacetamide



MS (ESI) m/z : 510 ($[M+H]^+$) (from EXAMPLE 1l).

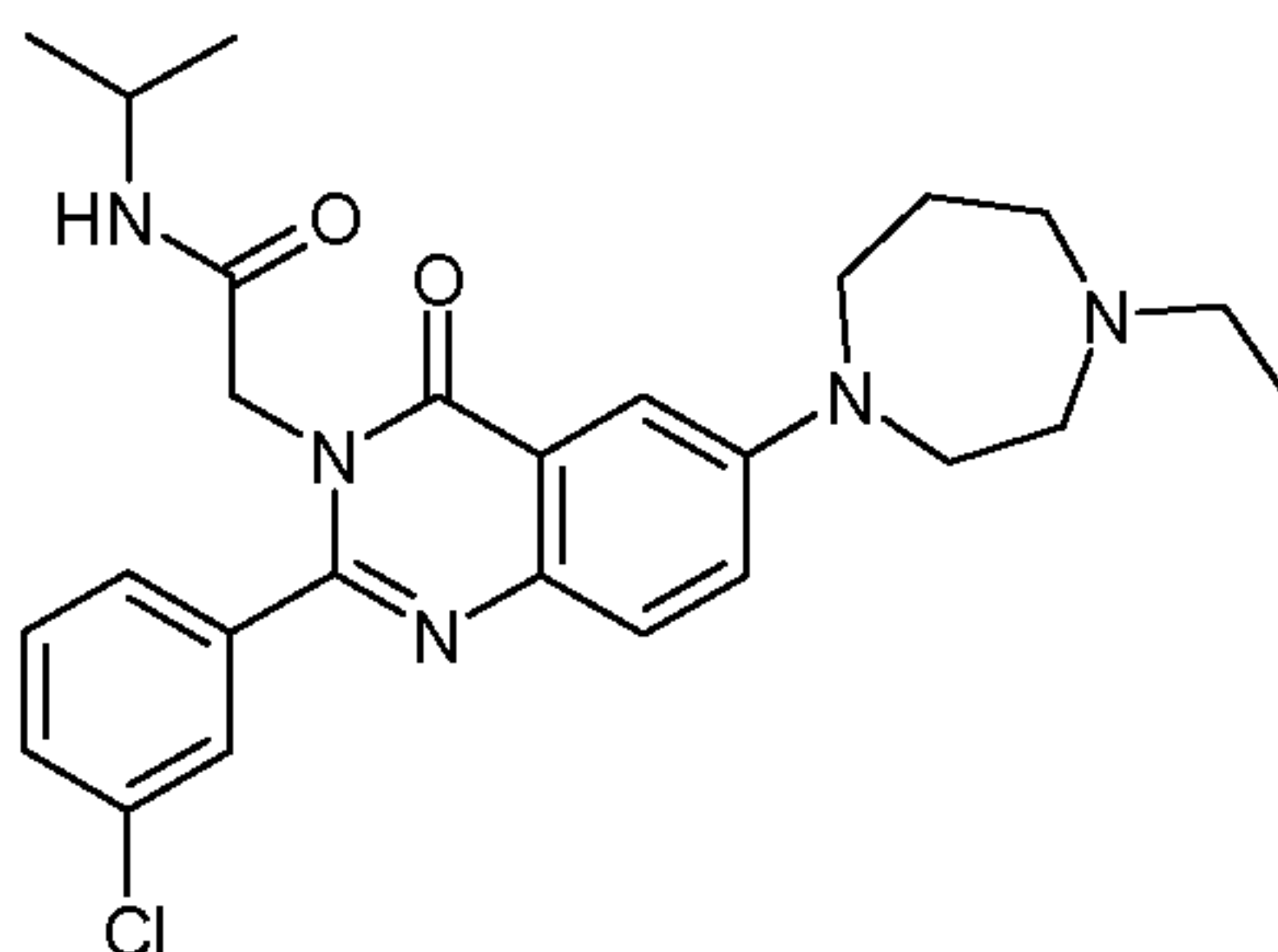
EXAMPLE 5u: 2-[6-[4-(1,2-Dimethylpropyl)perhydro-1,4-diazepin-1-yl]-2-(4-fluoro-3-methoxyphenyl)-4-oxo-4H-quinazolin-3-yl]-N-isopropylacetamide



MS (ESI) m/z : 538 ($[M+H]^+$) (from EXAMPLE 1i).

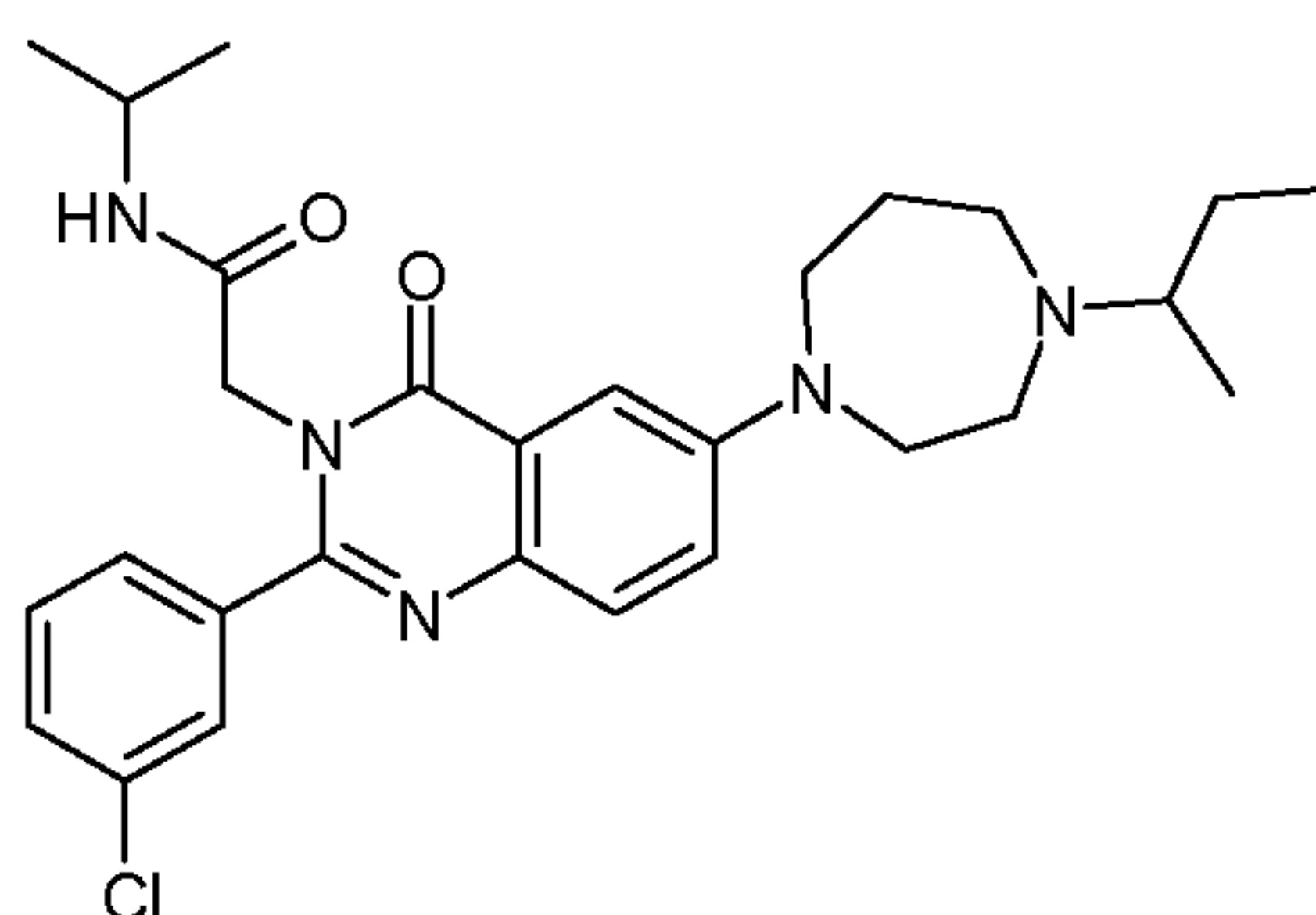
EXAMPLE 5v: 2-[2-(3-Chlorophenyl)-6-(4-ethylperhydro-1,4-diazepin-1-yl)-4-oxo-4H-quinazolin-3-yl]-N-isopropylacetamide

87



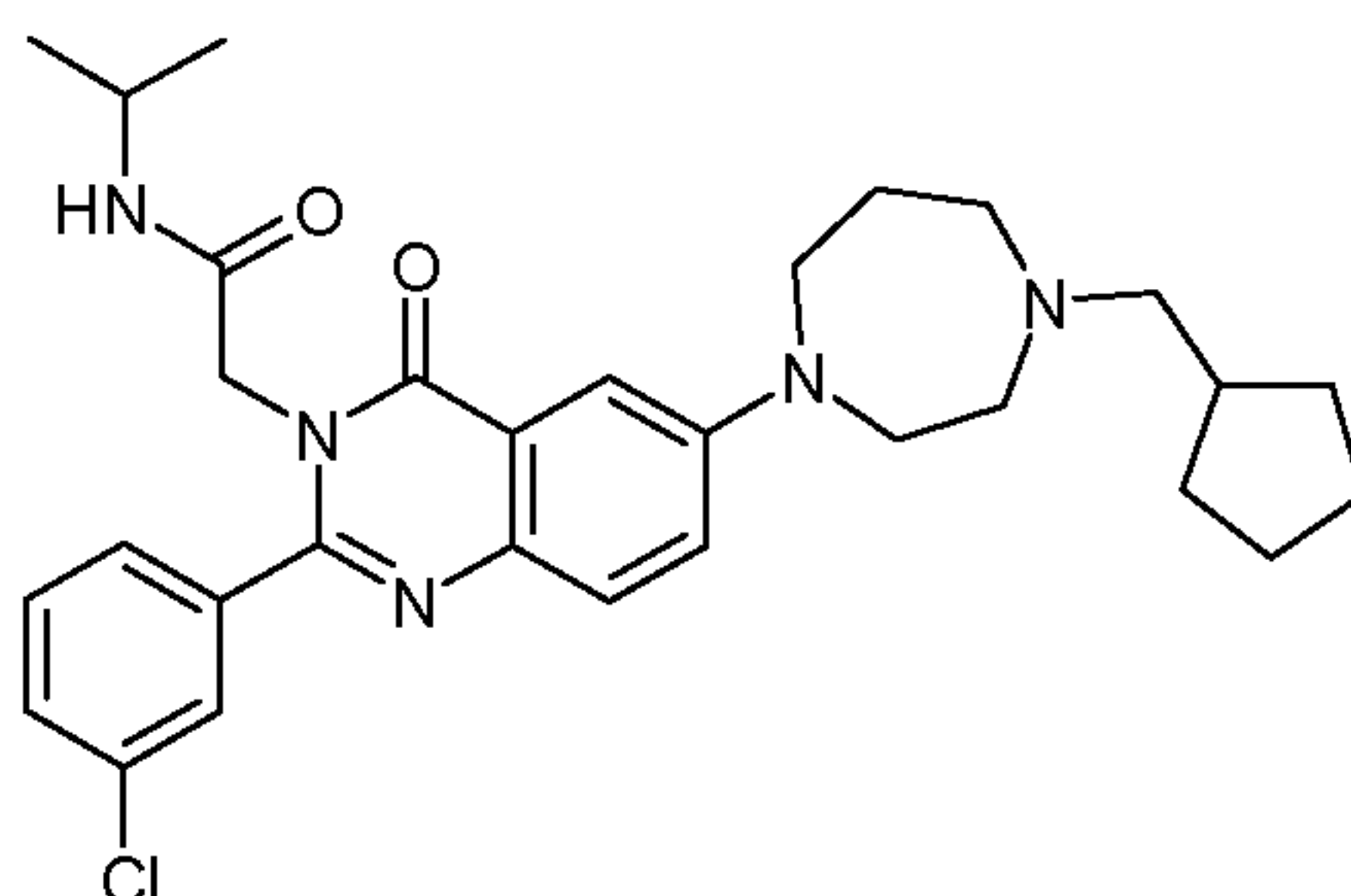
MS (ESI) m/z : 482 ($[M+H]^+$) (from EXAMPLE 1b).

EXAMPLE 5w: 2-[6-(4-sec-Butylperhydro-1,4-diazepin-1-yl)-2-(3-chlorophenyl)-4-oxo-4H-quinazolin-3-yl]-N-isopropylacetamide



MS (ESI) m/z : 510 ($[M+H]^+$) (from EXAMPLE 1b).

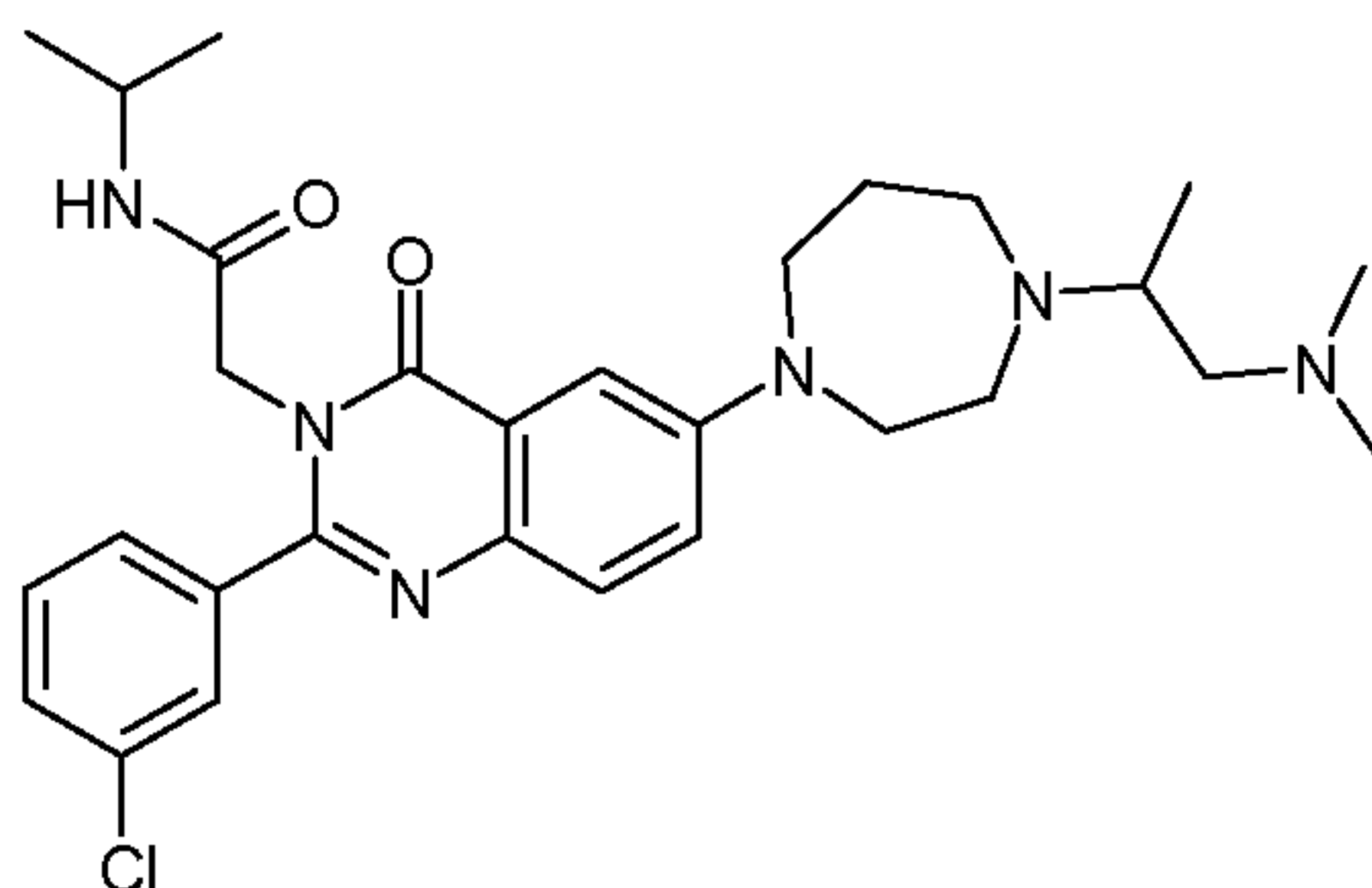
EXAMPLE 5x: 2-[2-(3-Chlorophenyl)-6-(4-cyclopentylmethylperhydro-1,4-diazepin-1-yl)-4-oxo-4H-quinazolin-3-yl]-N-isopropylacetamide



MS (ESI) m/z : 536 ($[M+H]^+$) (from EXAMPLE 1b).

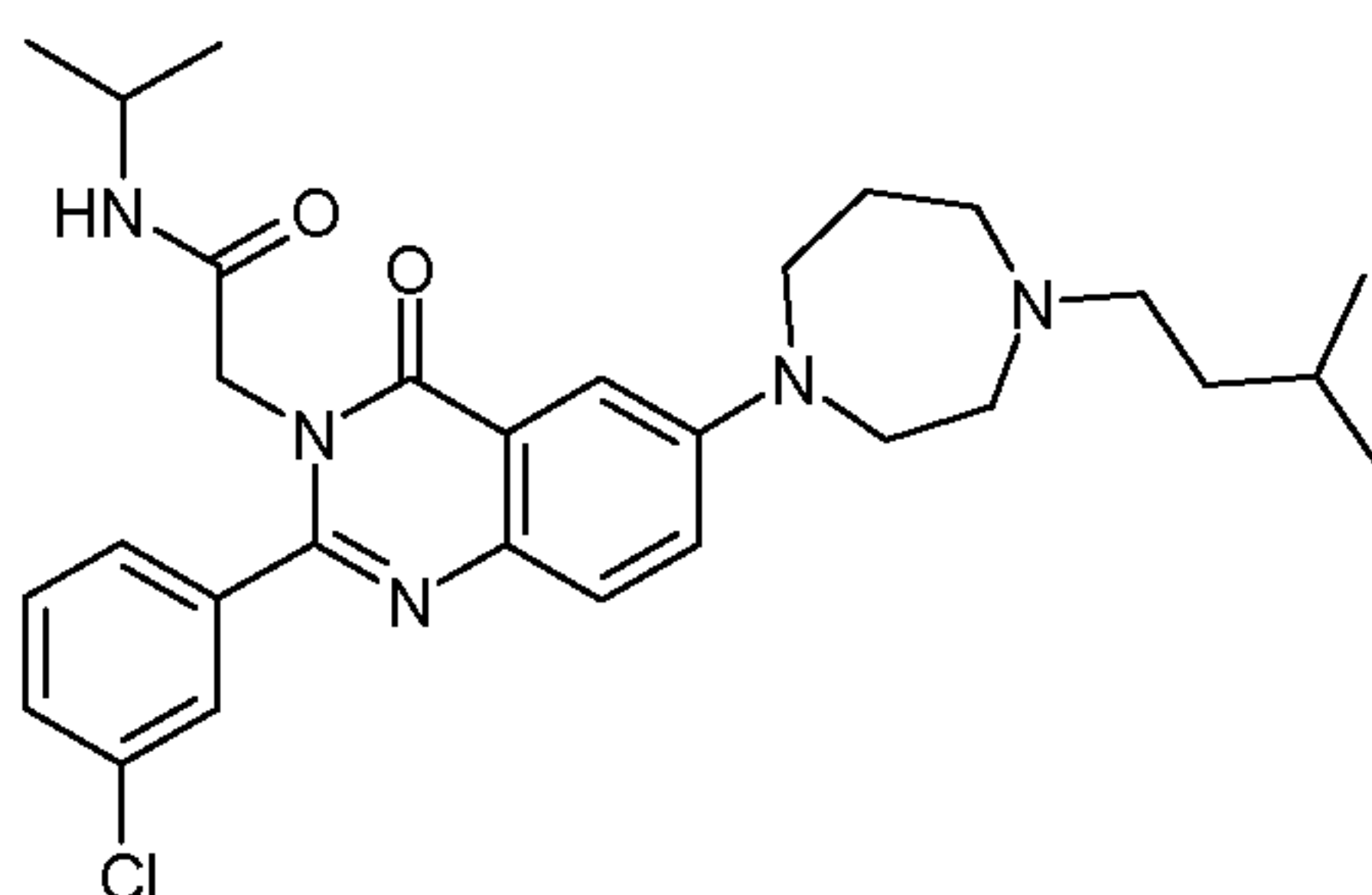
EXAMPLE 5y: 2-[2-(3-Chlorophenyl)-6-[4-(2-dimethylamino-1-methylethyl)perhydro-1,4-diazepin-1-yl]-4-oxo-4H-quinazolin-3-yl]-N-isopropylacetamide

88



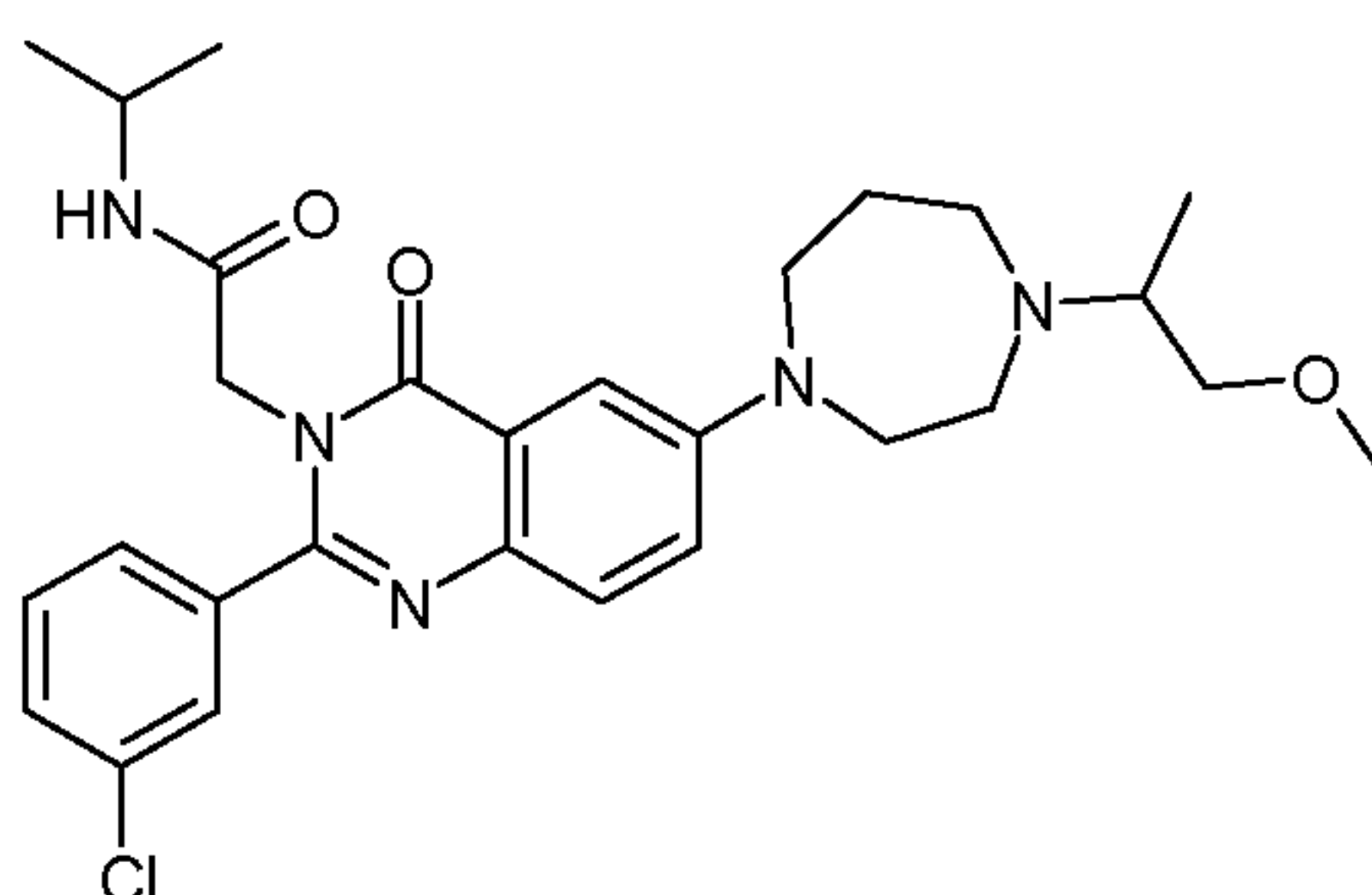
MS (ESI) m/z : 540 ($[M+H]^+$) (from EXAMPLE 1b).

EXAMPLE 5z: 2-{2-(3-Chlorophenyl)-6-[4-(3-methylbutyl)perhydro-1,4-diazepin-1-yl]-4-oxo-4H-quinazolin-3-yl}-N-isopropylacetamide



MS (ESI) m/z : 524 ($[M+H]^+$) (from EXAMPLE 1b).

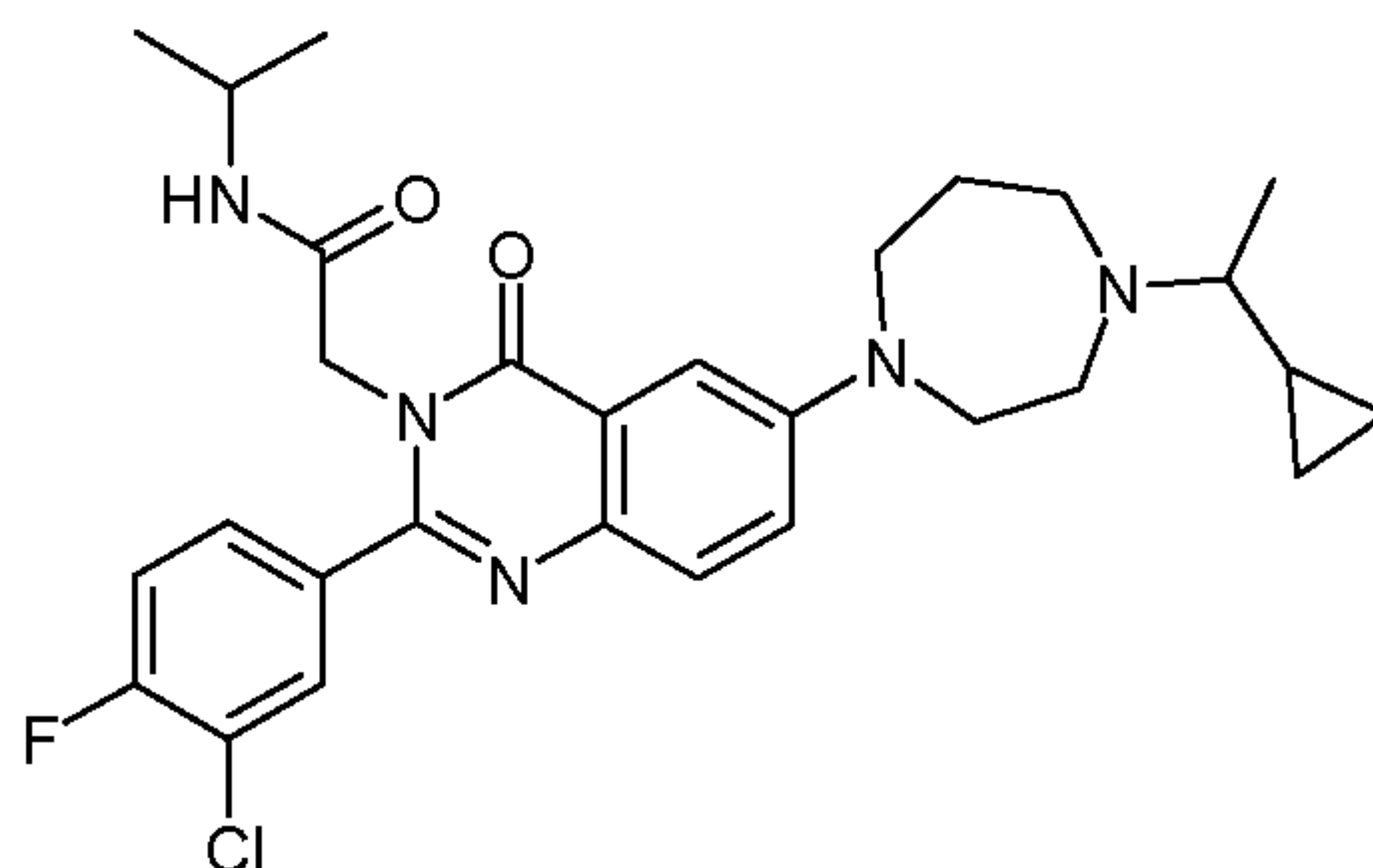
EXAMPLE 5Aa: 2-{2-(3-Chlorophenyl)-6-[4-(2-methoxy-1-methylethyl)perhydro-1,4-diazepin-1-yl]-4-oxo-4H-quinazolin-3-yl}-N-isopropylacetamide



MS (ESI) m/z : 526 ($[M+H]^+$) (from EXAMPLE 1b).

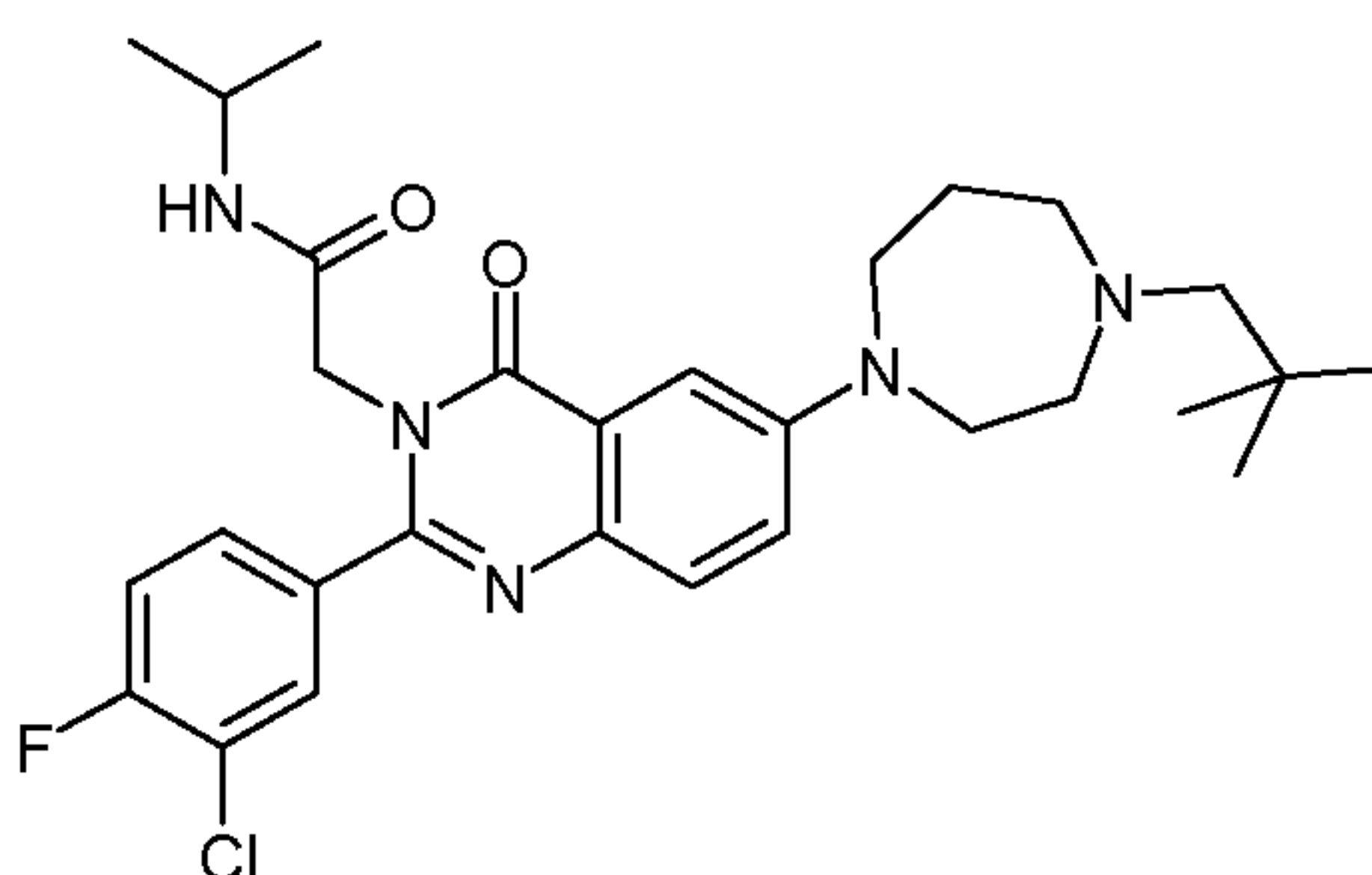
EXAMPLE 5Ab: 2-{2-(3-Chloro-4-fluorophenyl)-6-[4-(1-cyclopropylethyl)perhydro-1,4-diazepin-1-yl]-4-oxo-4H-quinazolin-3-yl}-N-isopropylacetamide

89



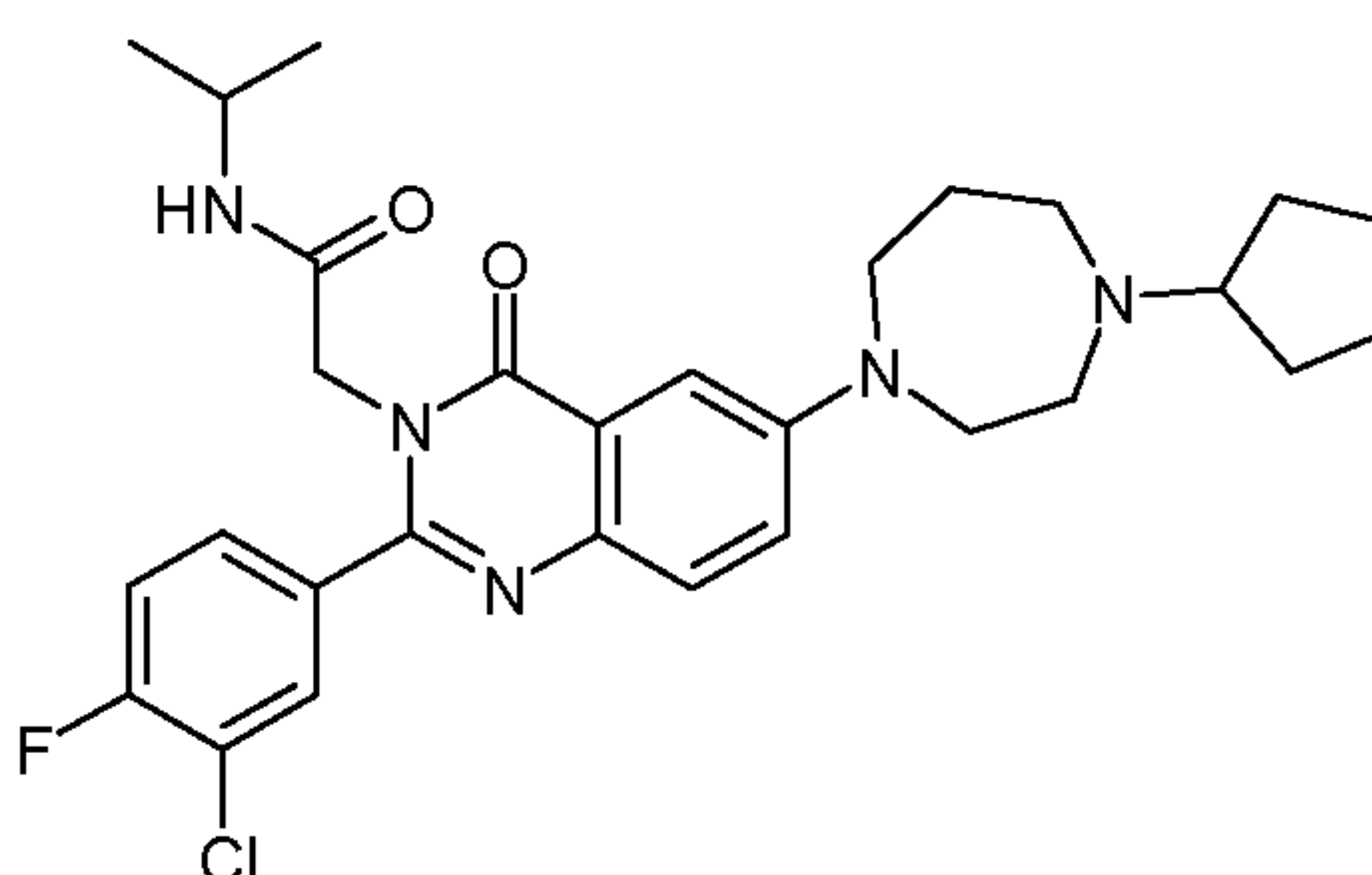
MS (ESI) m/z : 540/542 ($[M+H]^+$) (from EXAMPLE 1e).

EXAMPLE 5Ac: 2-[2-(3-Chloro-4-fluorophenyl)-6-[4-(2,2-dimethylpropyl)perhydro-1,4-diazepin-1-yl]-4-oxo-4H-quinazolin-3-yl]-N-isopropylacetamide



MS (ESI) m/z : 542 ($[M+H]^+$) (from EXAMPLE 1e).

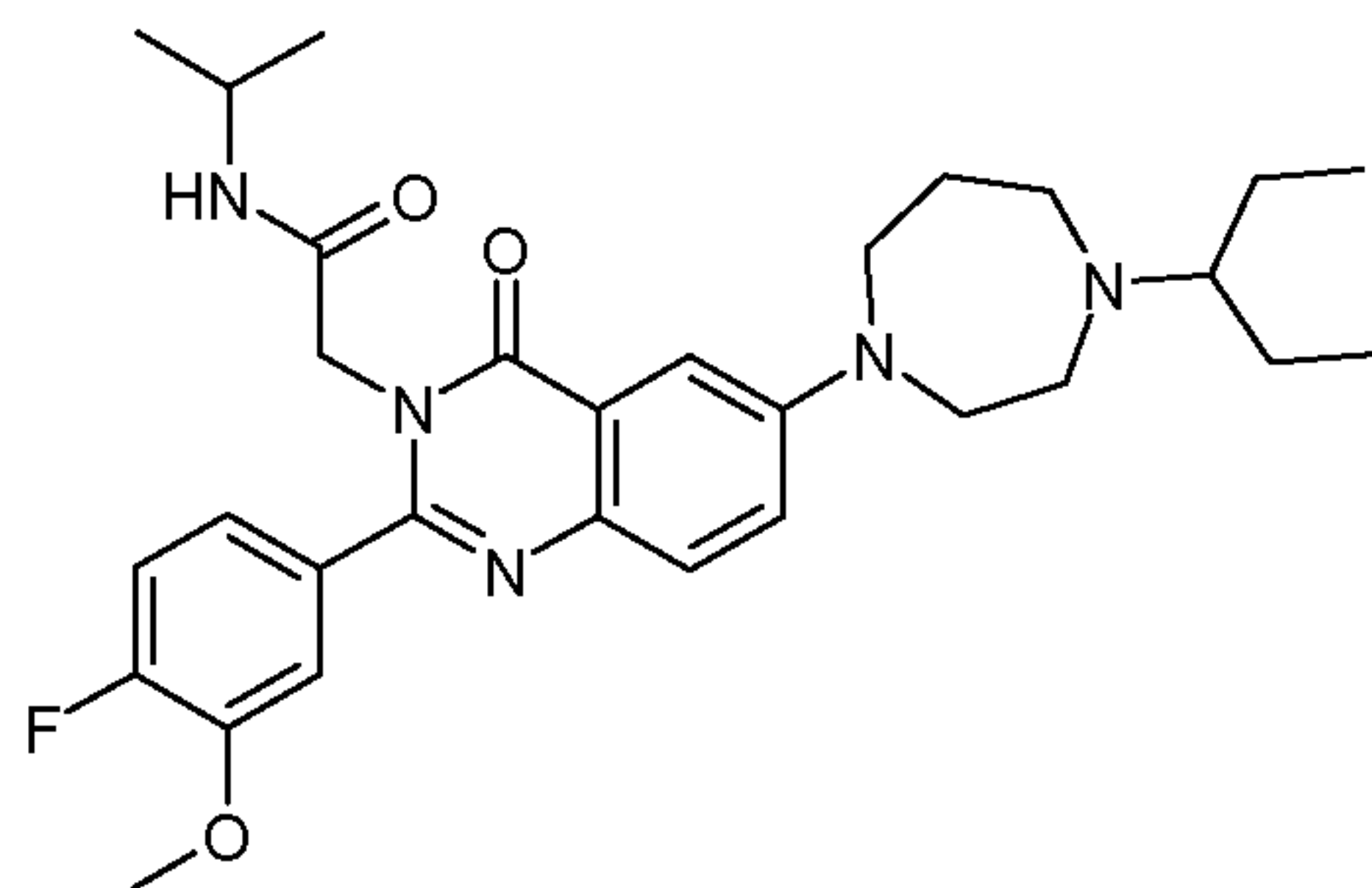
EXAMPLE 5Ad: 2-[2-(3-Chloro-4-fluorophenyl)-6-(4-cyclopentylperhydro-1,4-diazepin-1-yl)-4-oxo-4H-quinazolin-3-yl]-N-isopropylacetamide



MS (ESI) m/z : 540 ($[M+H]^+$) (from EXAMPLE 1e).

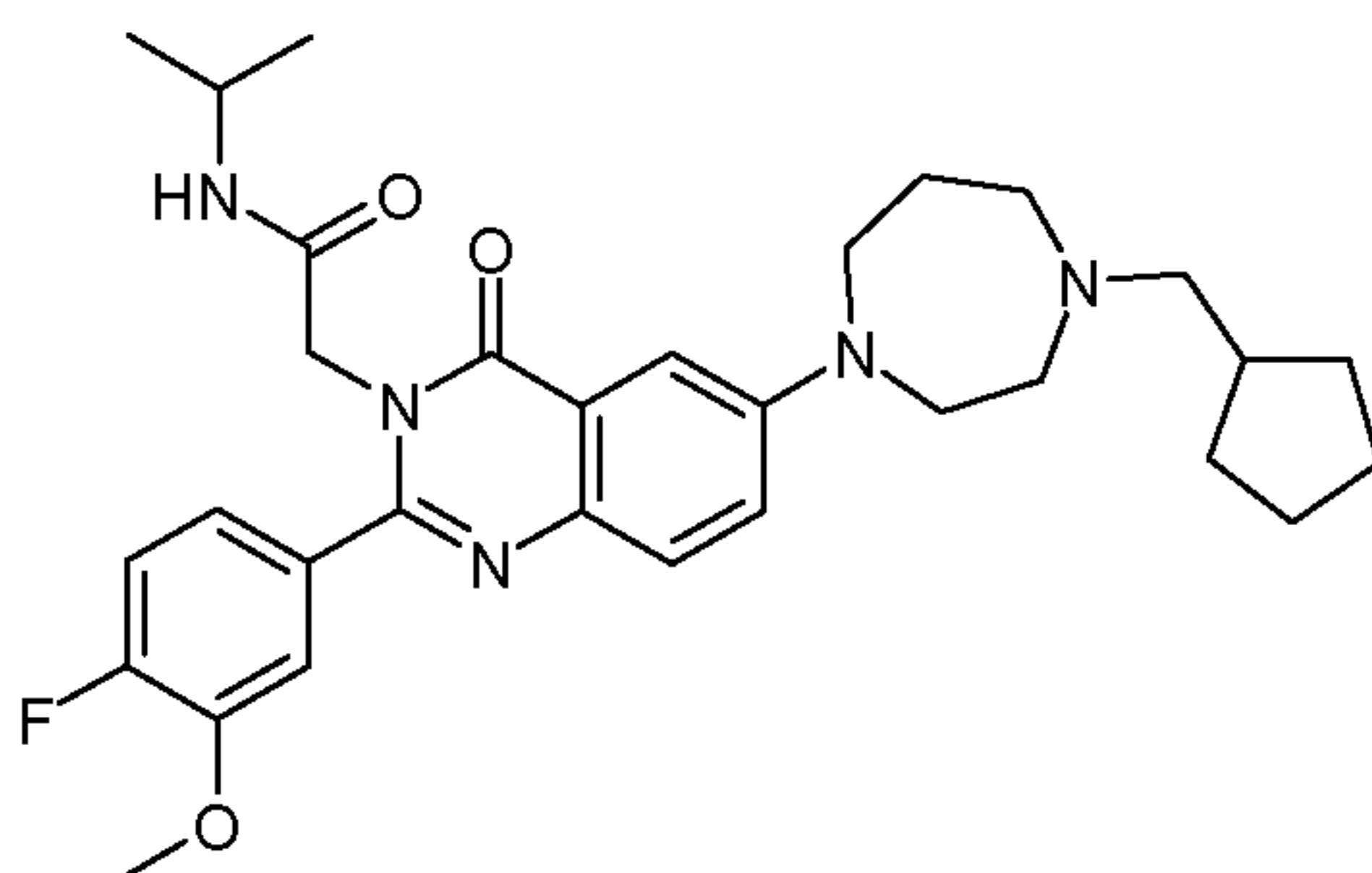
EXAMPLE 5Ae: 2-[6-[4-(1-Ethylpropyl)perhydro-1,4-diazepin-1-yl]-2-(4-fluoro-3-methoxyphenyl)-4-oxo-4H-quinazolin-3-yl]-N-isopropylacetamide

90



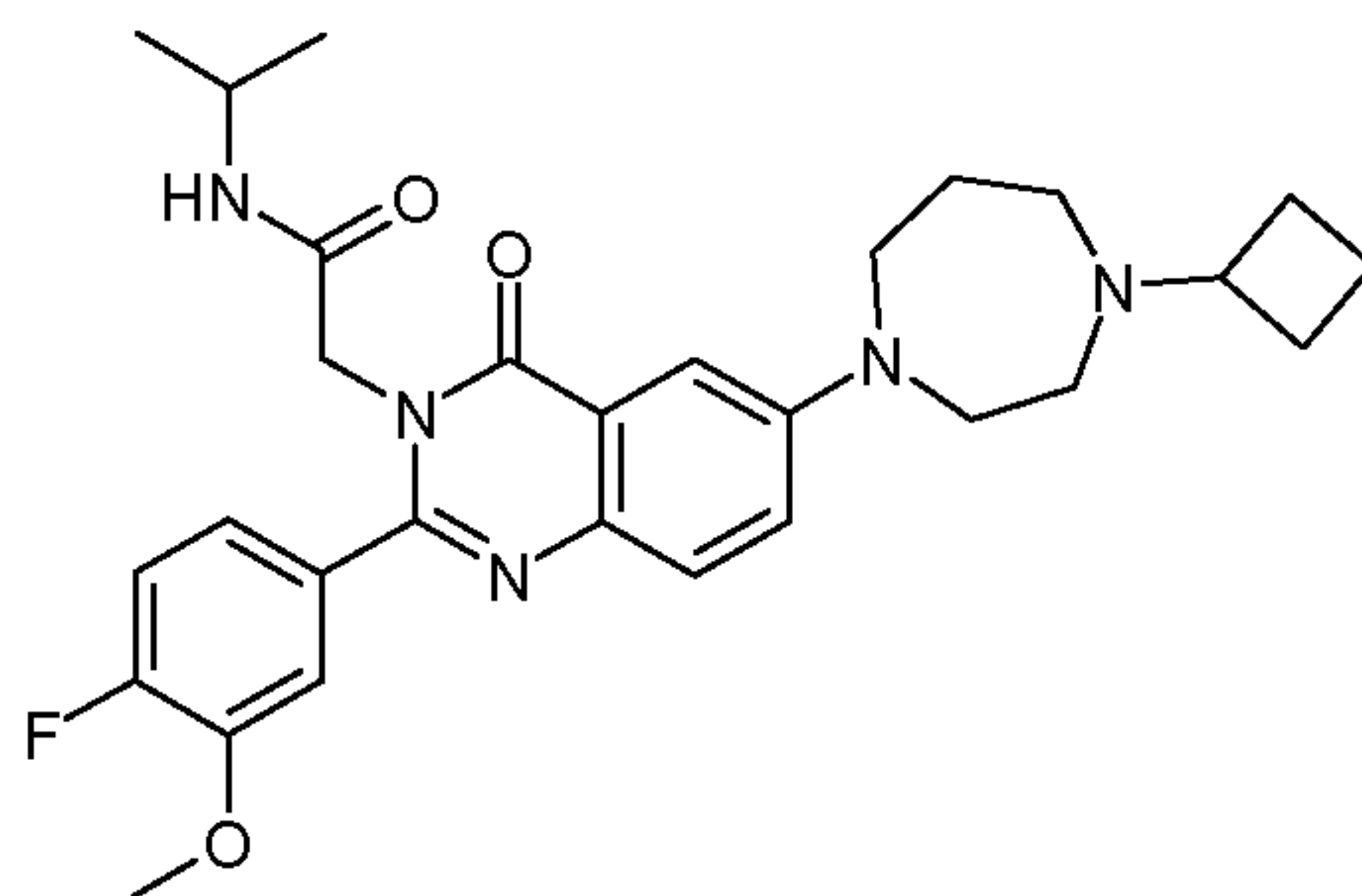
MS (ESI) m/z : 538 ($[M+H]^+$) (from EXAMPLE 1i).

EXAMPLE 5Af: 2-[6-(4-Cyclopentylmethylperhydro-1,4-diazepin-1-yl)-2-(4-fluoro-3-methoxyphenyl)-4-oxo-4H-quinazolin-3-yl]-N-isopropylacetamide



MS (ESI) m/z : 550 ($[M+H]^+$) (from EXAMPLE 1i).

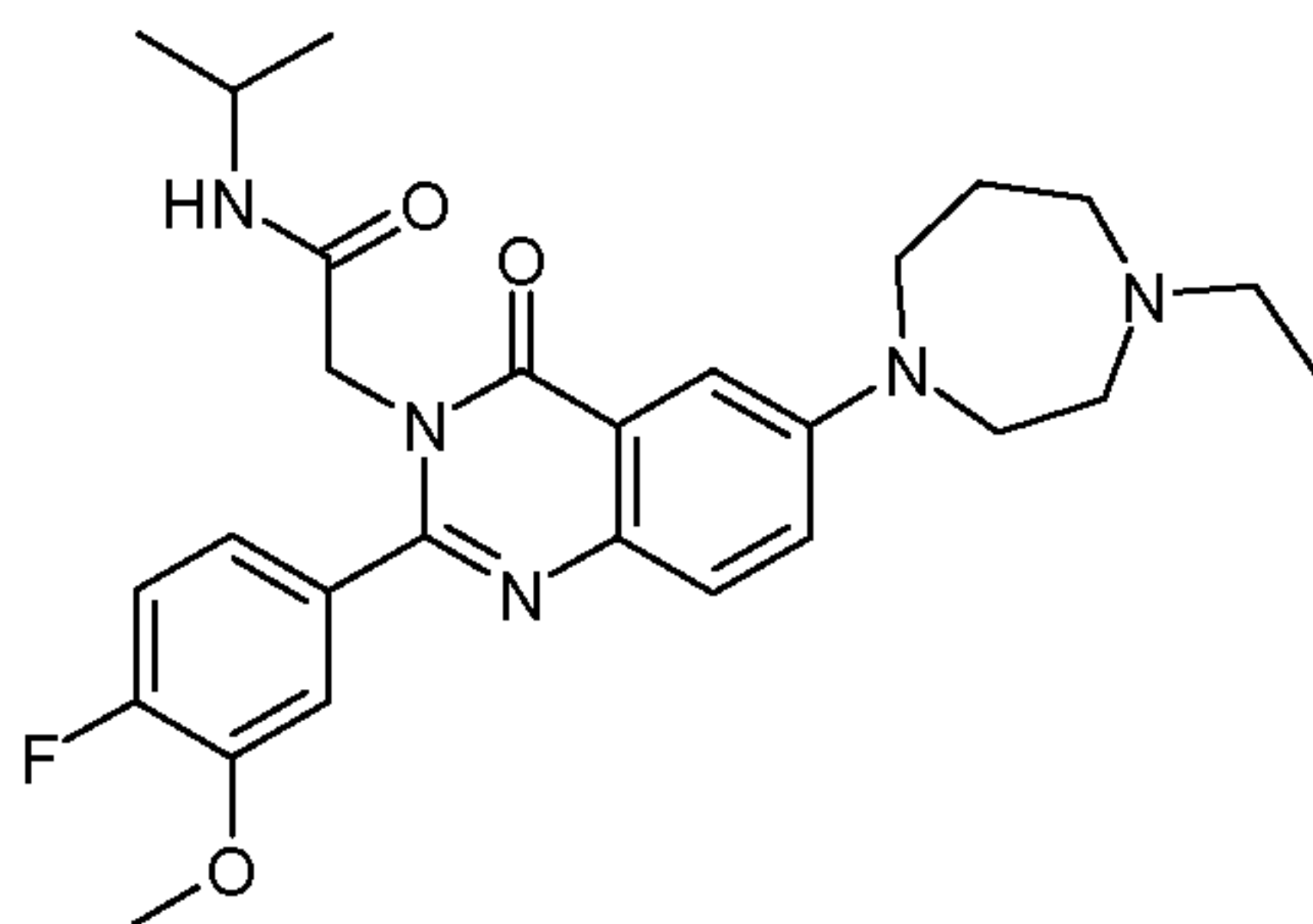
EXAMPLE 5Ag: 2-[6-(4-Cyclobutylperhydro-1,4-diazepin-1-yl)-2-(4-fluoro-3-methoxyphenyl)-4-oxo-4H-quinazolin-3-yl]-N-isopropylacetamide



MS (ESI) m/z : 522 ($[M+H]^+$) (from EXAMPLE 1i).

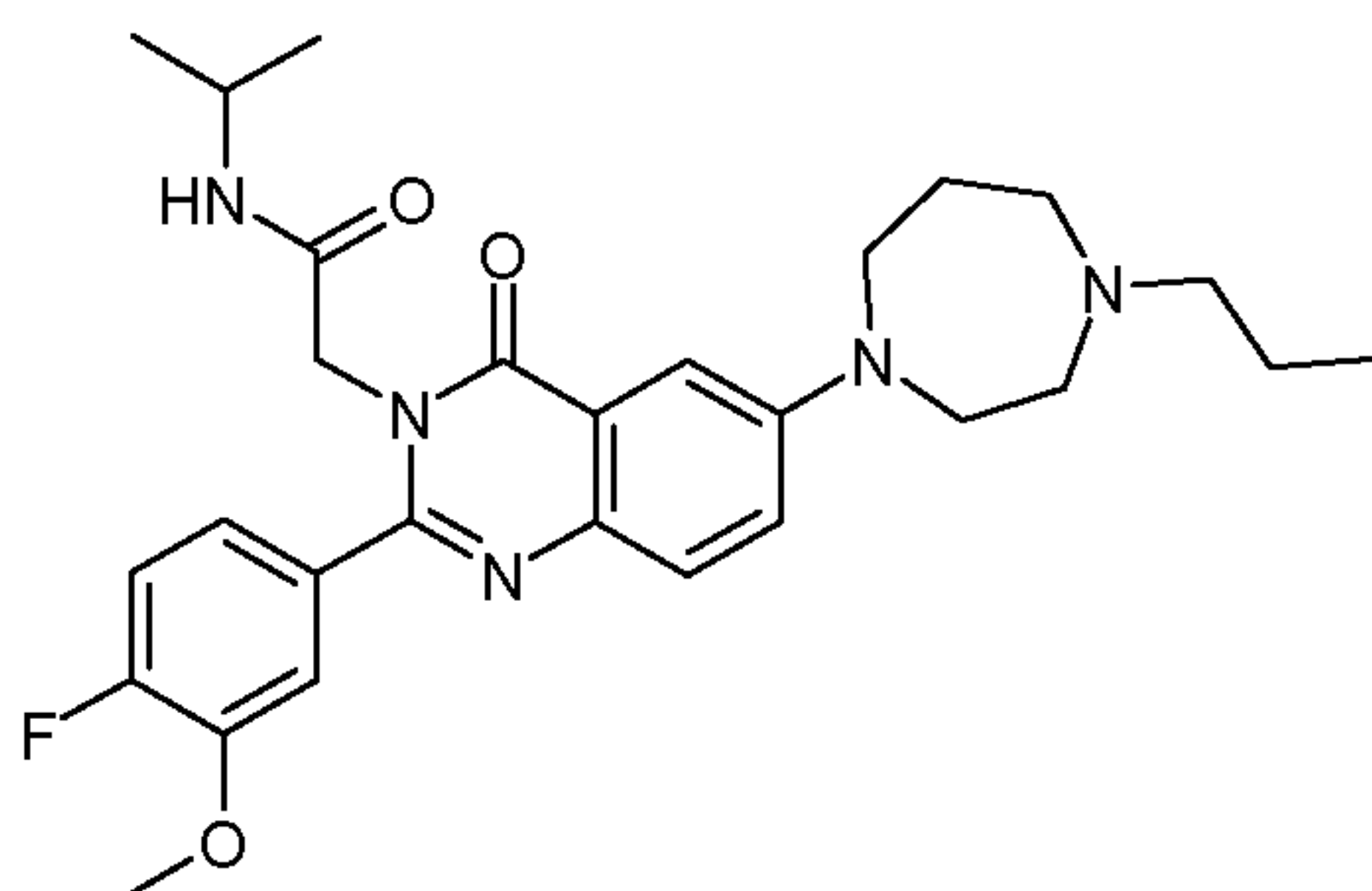
EXAMPLE 5Ah: 2-[6-(4-Ethylperhydro-1,4-diazepin-1-yl)-2-(4-fluoro-3-methoxyphenyl)-4-oxo-4H-quinazolin-3-yl]-N-isopropylacetamide

91



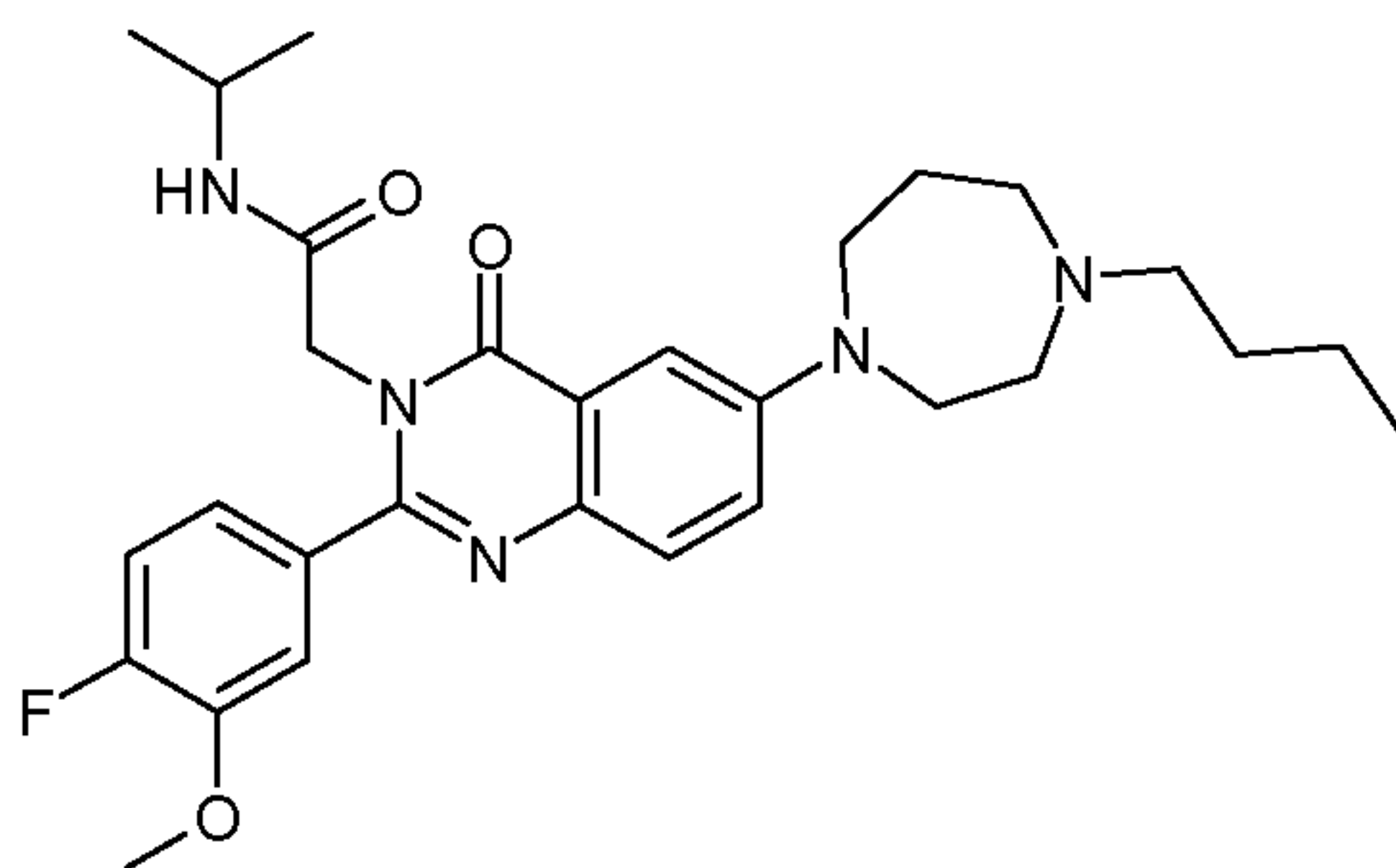
MS (ESI) m/z : 496 ($[M+H]^+$) (from EXAMPLE 1i).

EXAMPLE 5Ai: 2-[2-(4-Fluoro-3-methoxyphenyl)-4-oxo-6-(4-propylperhydro-1,4-diazepin-1-yl)-4H-quinazolin-3-yl]-N-isopropylacetamide



MS (ESI) m/z : 510 ($[M+H]^+$) (from EXAMPLE 1i).

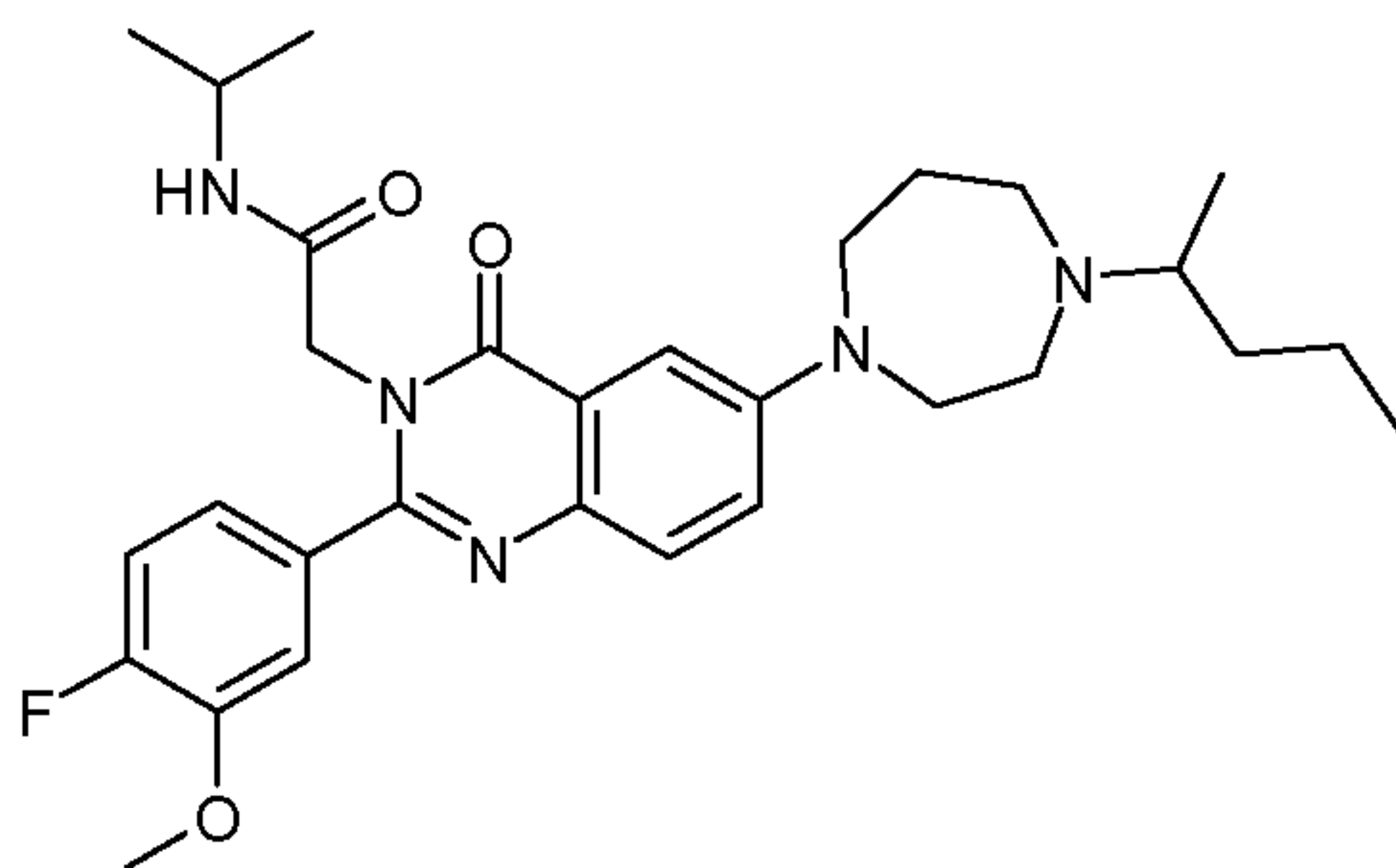
EXAMPLE 5Aj: 2-[6-(4-Butylperhydro-1,4-diazepin-1-yl)-2-(4-fluoro-3-methoxyphenyl)-4-oxo-4H-quinazolin-3-yl]-N-isopropylacetamide



MS (ESI) m/z : 525 ($[M+H]^+$) (from EXAMPLE 1i).

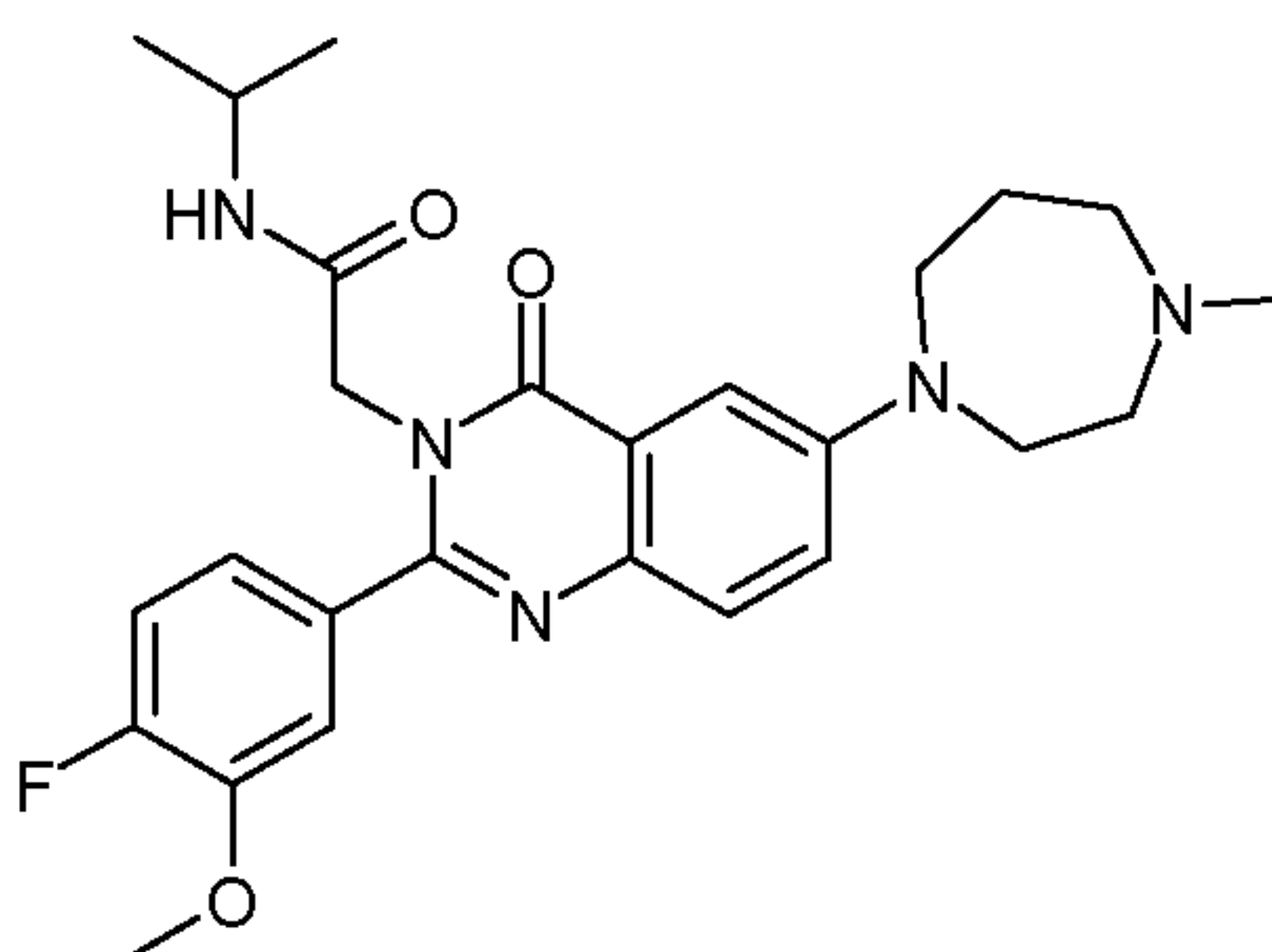
EXAMPLE 5Ak: 2-[2-(4-Fluoro-3-methoxyphenyl)-6-[4-(1-methylbutyl)perhydro-1,4-diazepin-1-yl]-4-oxo-4H-quinazolin-3-yl]-N-isopropylacetamide

92



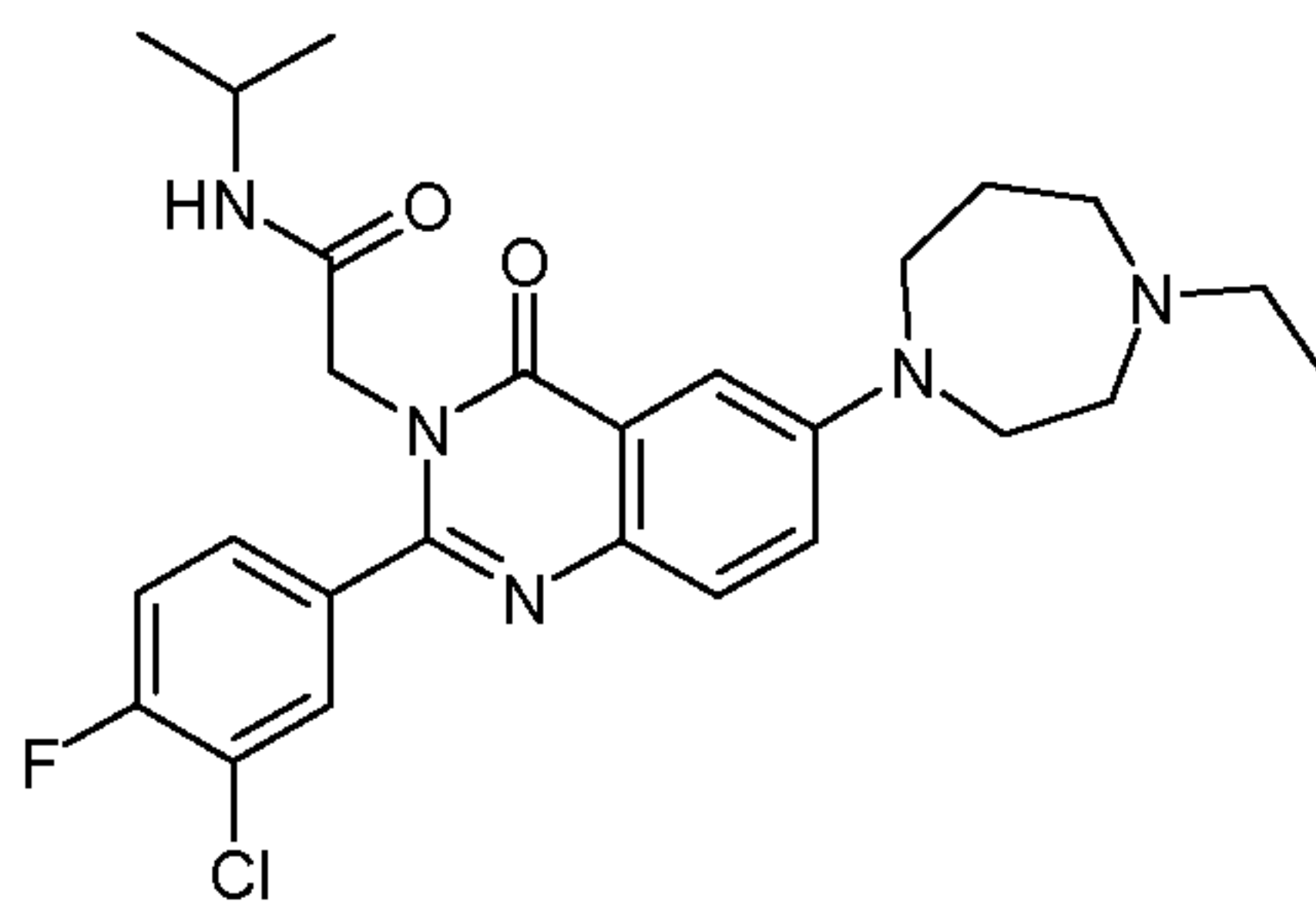
MS (ESI) m/z : 538 ($[M+H]^+$) (from EXAMPLE 1i).

EXAMPLE 5Ai: 2-[2-(4-Fluoro-3-methoxyphenyl)-6-(4-methylperhydro-1,4-diazepin-1-yl)-4-oxo-4H-quinazolin-3-yl]-N-isopropylacetamide



MS (ESI) m/z : 482 ($[M+H]^+$) (from EXAMPLE 1i).

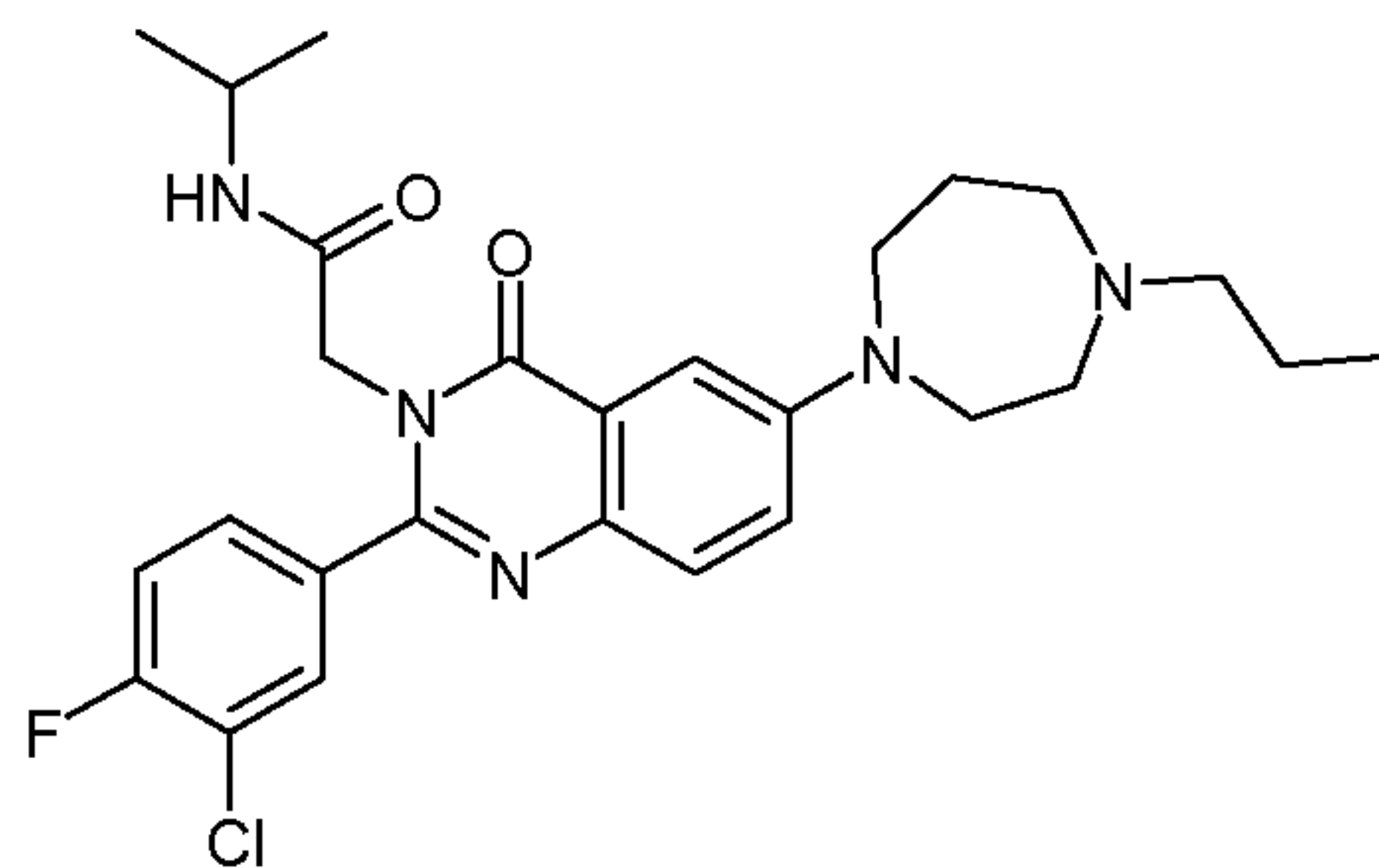
EXAMPLE 5Am: 2-[2-(3-Chloro-4-fluorophenyl)-6-(4-ethylperhydro-1,4-diazepin-1-yl)-4-oxo-4H-quinazolin-3-yl]-N-isopropylacetamide



MS (ESI) m/z : 500 ($[M+H]^+$) (from EXAMPLE 1e).

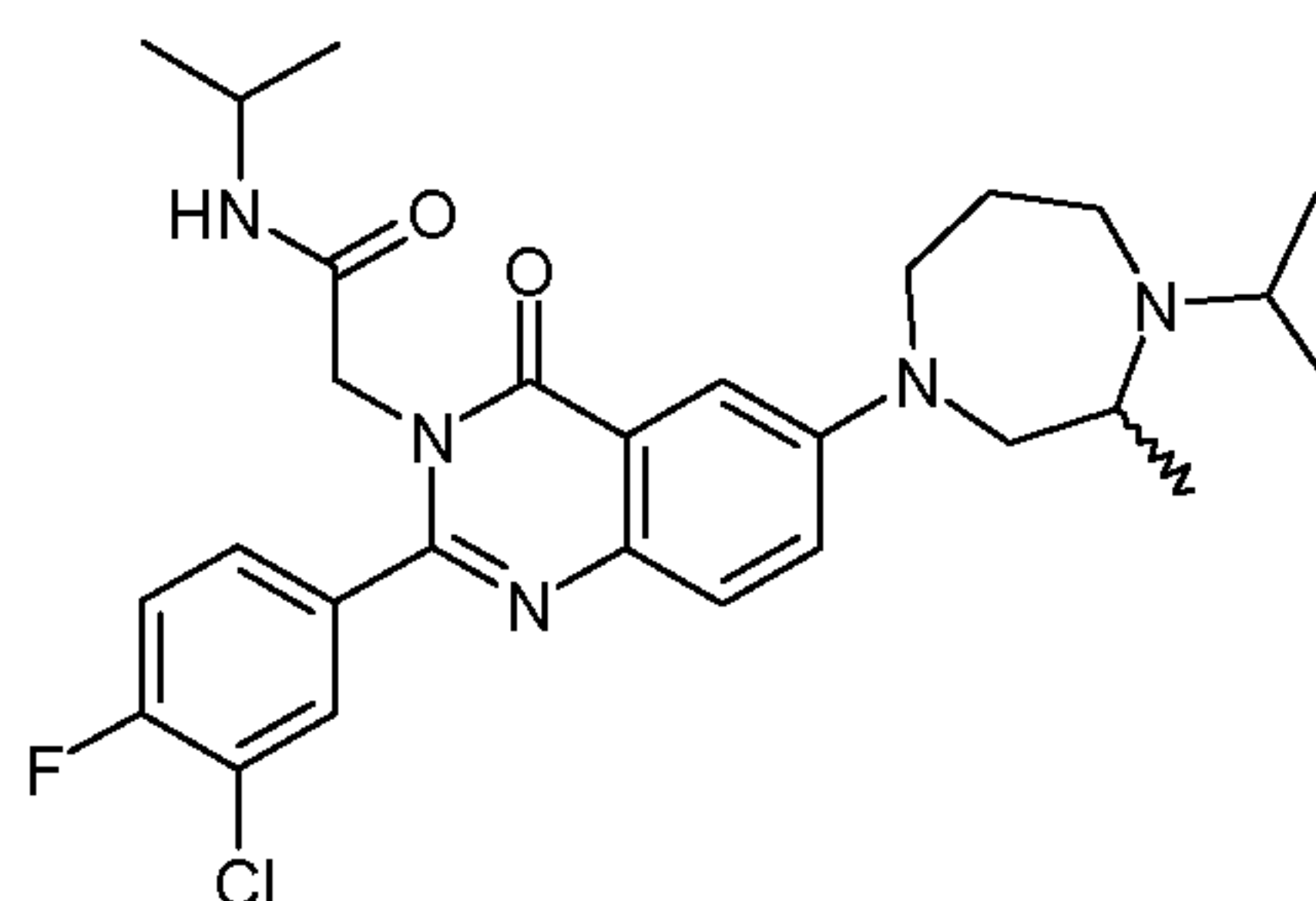
EXAMPLE 5An: 2-[2-(3-Chloro-4-fluorophenyl)-4-oxo-6-(4-propylperhydro-1,4-diazepin-1-yl)-4H-quinazolin-3-yl]-N-isopropylacetamide

93



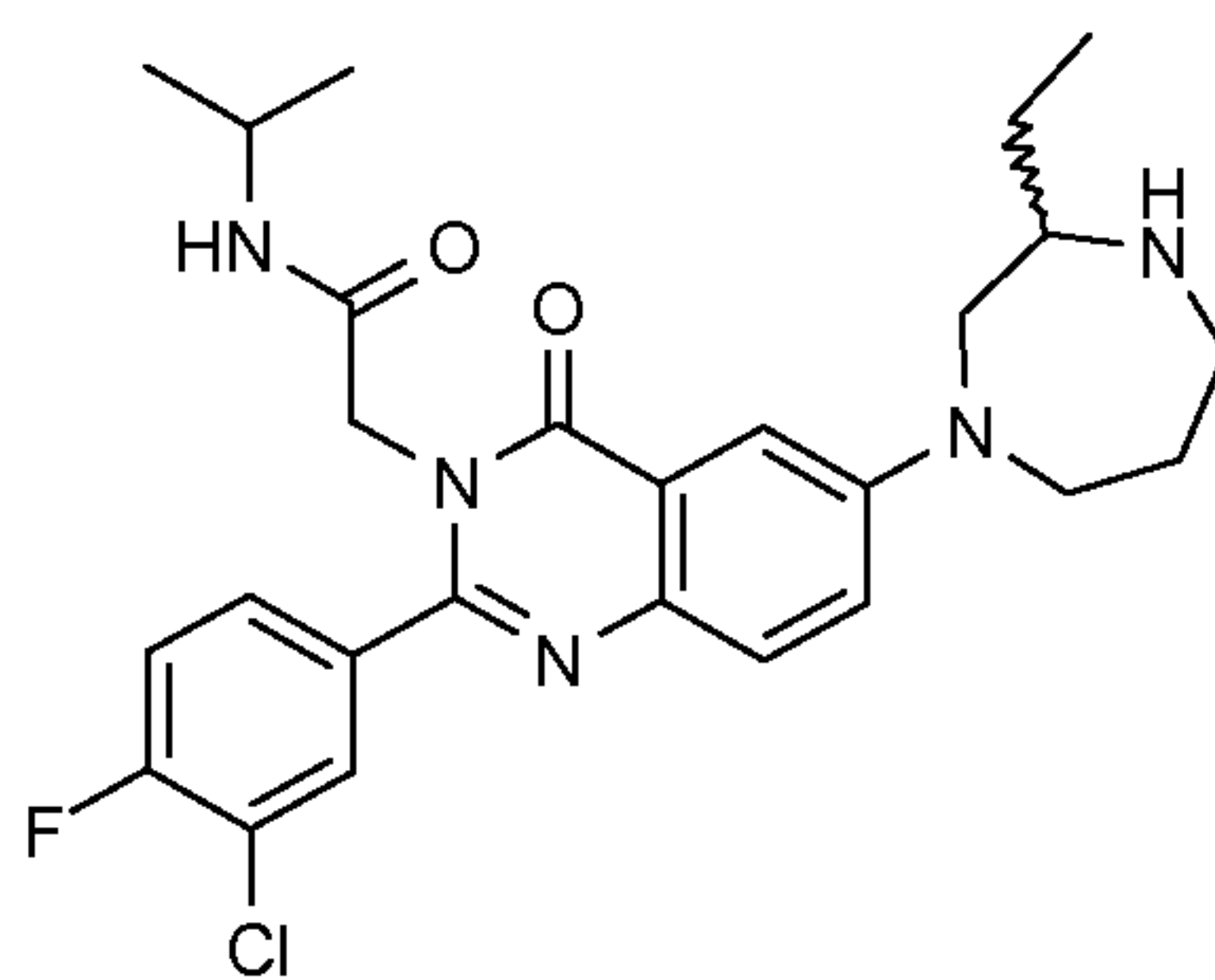
MS (ESI) m/z : 514 ($[M+H]^+$) (from EXAMPLE 1e).

EXAMPLE 5Aa: 2-[2-(3-Chloro-4-fluorophenyl)-6-(4-isopropyl-3-methylperhydro-1,4-diazepin-1-yl)-4-oxo-4H-quinazolin-3-yl]-N-isopropylacetamide



MS (ESI) m/z : 528/530 ($[M+H]^+$) (from EXAMPLE 1h).

EXAMPLE 6a: 2-[2-(3-Chloro-4-fluorophenyl)-6-(3-ethylperhydro-1,4-diazepin-1-yl)-4-oxo-4H-quinazolin-3-yl]-N-isopropylacetamide



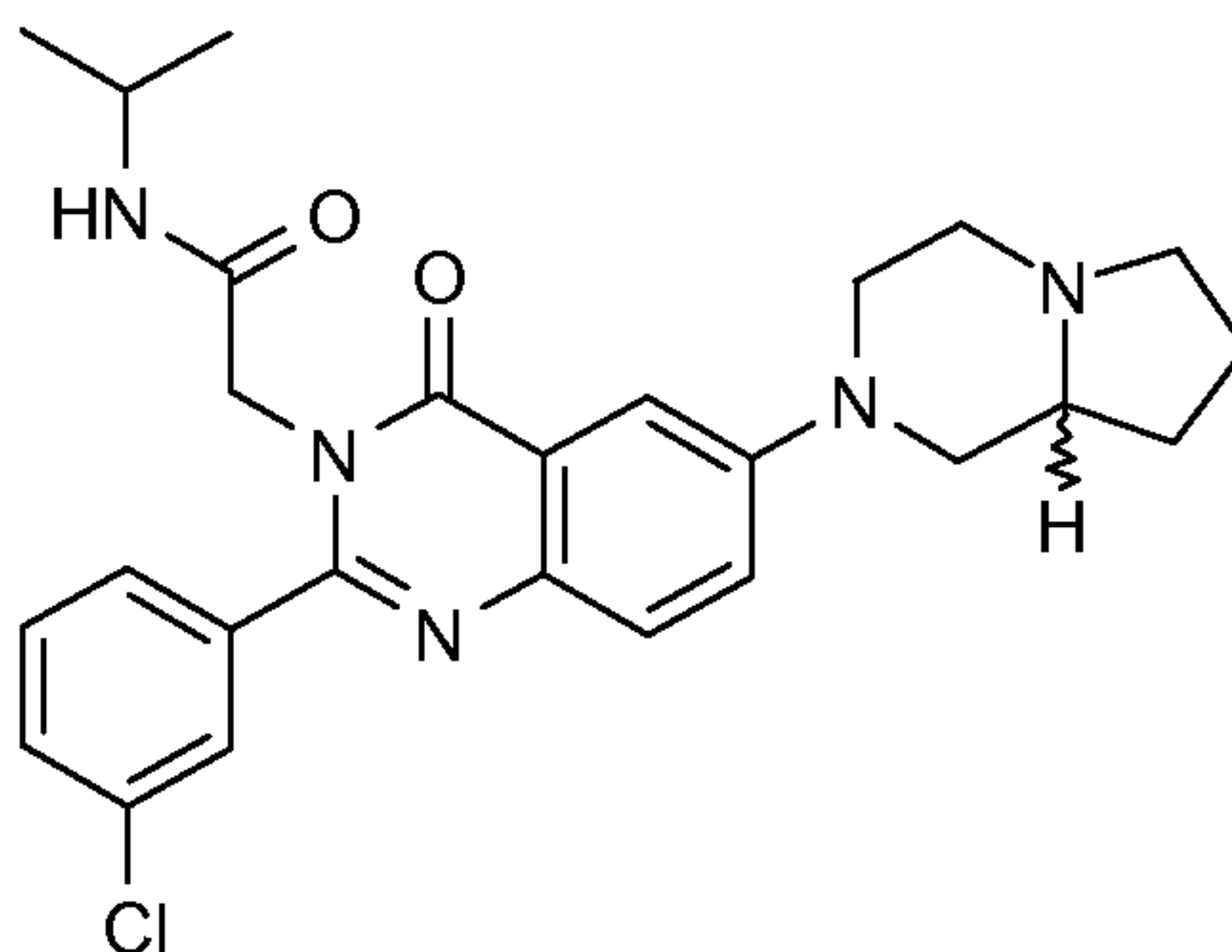
2-Amino-5-(3-ethylperhydro-1,4-diazepin-1-yl)-N-(isopropylcarbamoylmethyl)benzamide (INTERMEDIATE V.26) (100 mg, 0.277 mmol), 3-chloro-4-fluorobenzaldehyde (51 mg, 0.332 mmol) and acetic acid (4 drops, catalytic) (0.33 mmol) were dissolved in ethanol (4 mL) in a microwave vial and the vial sealed. The reaction mixture was stirred at 90 °C for 16 h. The reaction mixture was evaporated to dryness, re-dissolved in DCM and manganese dioxide (105 mg, 1.11 mmol) was added. The reaction mixture was stirred in a sealed vial at

60 °C for 3 h. Solvent was evaporated under reduced pressure and crude product purified by chromatography on silica gel with a gradient of DCM to MeOH:DCM (1:4, v/v) as eluent. This afforded 2-[2-(3-chloro-4-fluorophenyl)-6-(3-ethylperhydro-1,4-diazepin-1-yl)-4-oxo-4H-quinazolin-3-yl]-N-isopropylacetamide (EXAMPLE 6a) (95 mg, 0.192 mmol, 69%).

Data for 2-[2-(3-chloro-4-fluorophenyl)-6-(3-ethylperhydro-1,4-diazepin-1-yl)-4-oxo-4H-quinazolin-3-yl]-N-isopropylacetamide (EXAMPLE 6a): MS (ESI) m/z : 500/502 ($[M+H]^+$).

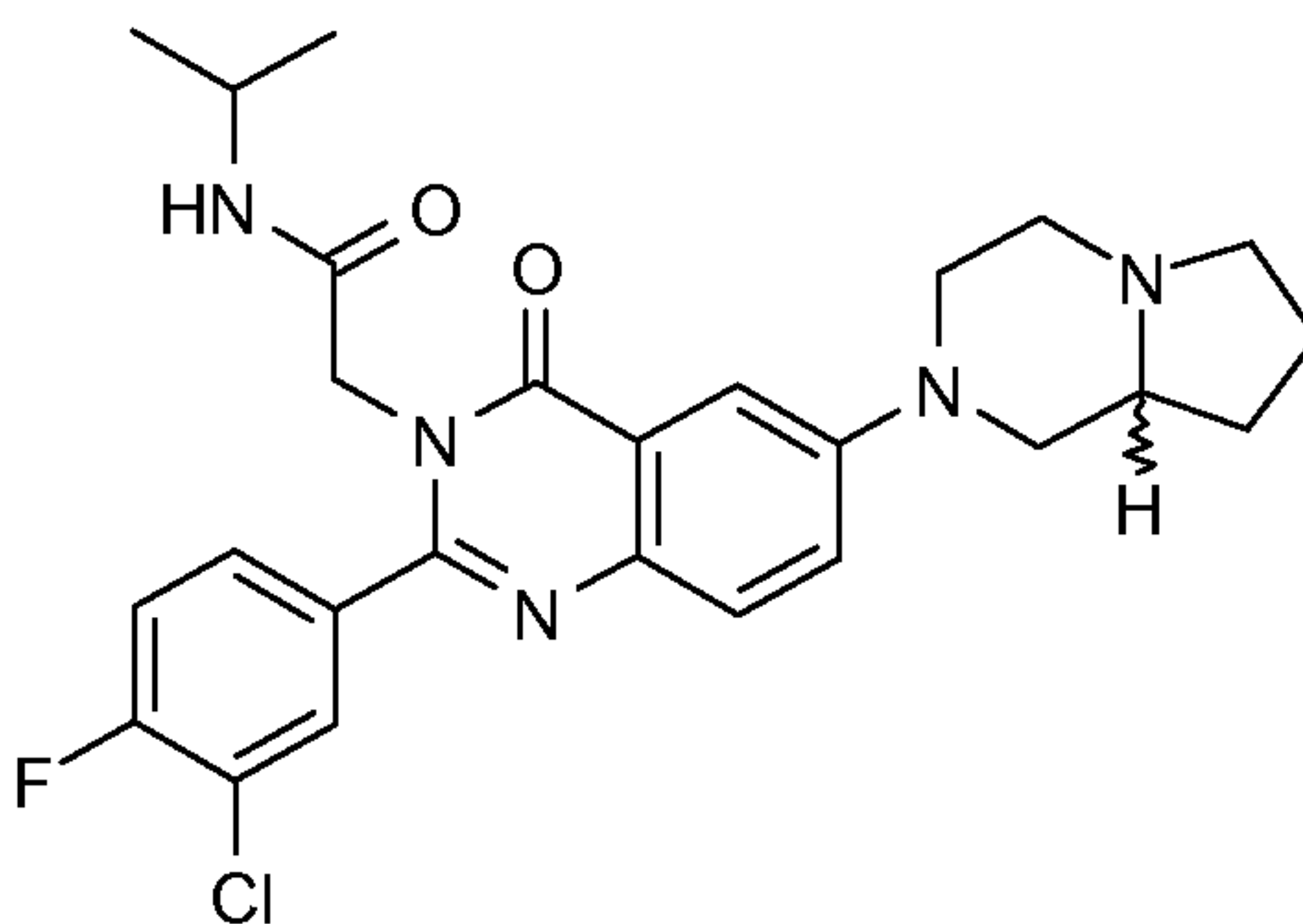
Similarly prepared from INTERMEDIATES V were:

EXAMPLE 6b: 2-[2-(3-Chlorophenyl)-6-(hexahydropyrrolo[1,2-a]pyrazin-2-yl)-4-oxo-4H-quinazolin-3-yl]-N-isopropylacetamide



MS (ESI) m/z : 480/482 ($[M+H]^+$) (from INTERMEDIATE V.48)

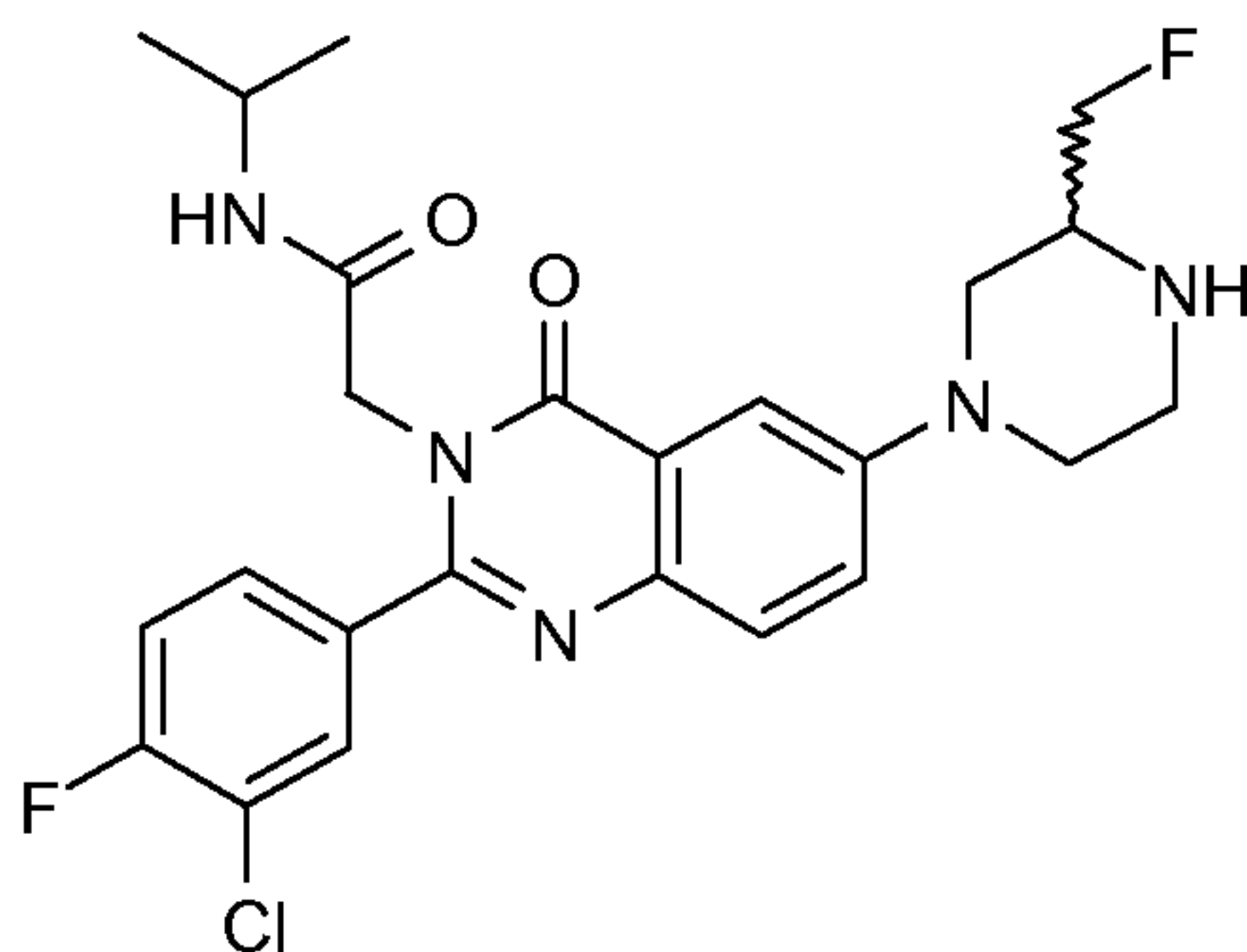
EXAMPLE 6c: 2-[2-(3-Chloro-4-fluorophenyl)-6-(hexahydropyrrolo[1,2-a]pyrazin-2-yl)-4-oxo-4H-quinazolin-3-yl]-N-isopropylacetamide



MS (ESI) m/z : 498/500 ($[M+H]^+$) (from INTERMEDIATE V.48)

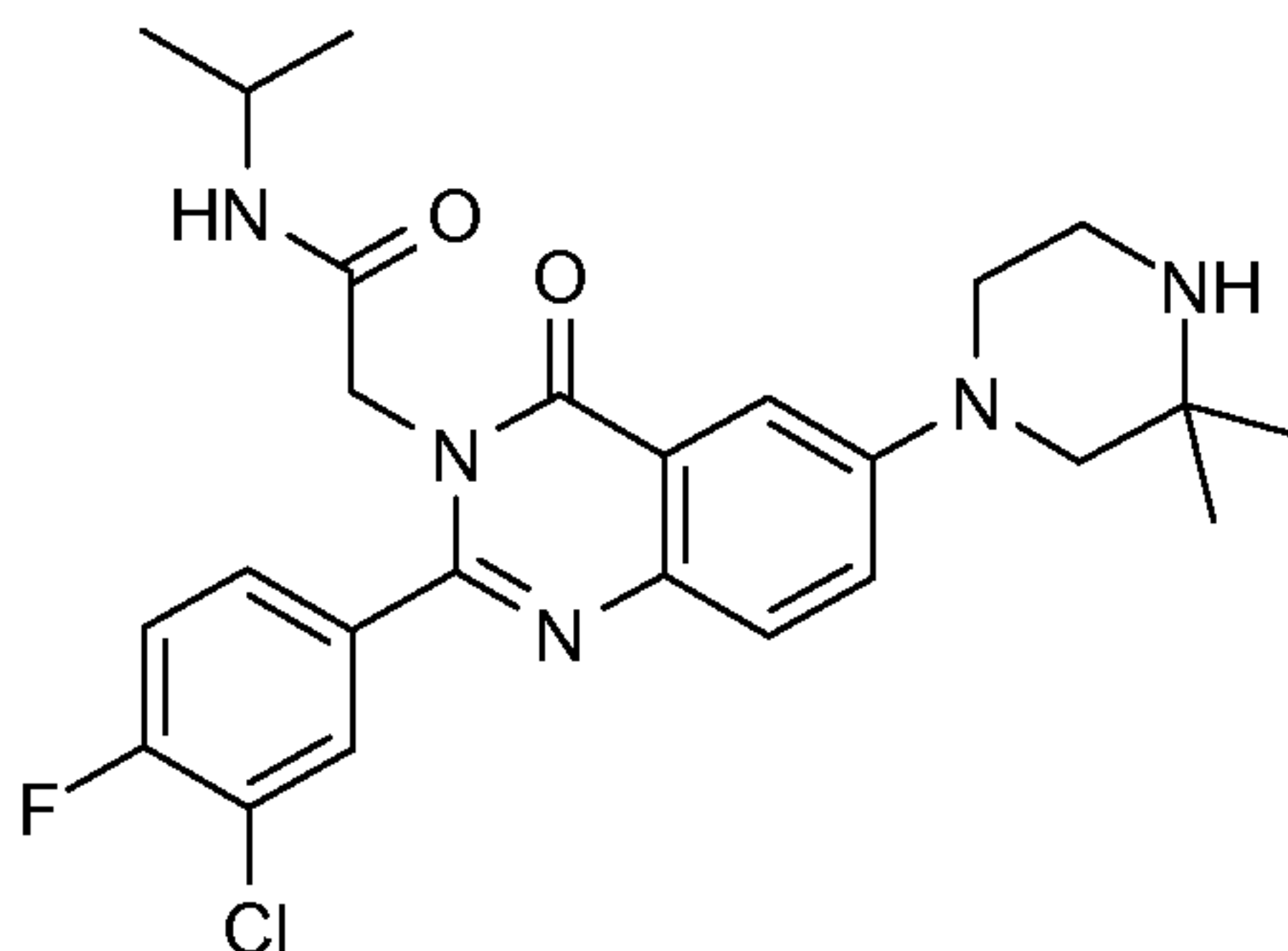
EXAMPLE 6d: 2-[2-(3-Chloro-4-fluorophenyl)-6-(3-fluoromethylpiperazin-1-yl)-4-oxo-4H-quinazolin-3-yl]-N-isopropylacetamide

95



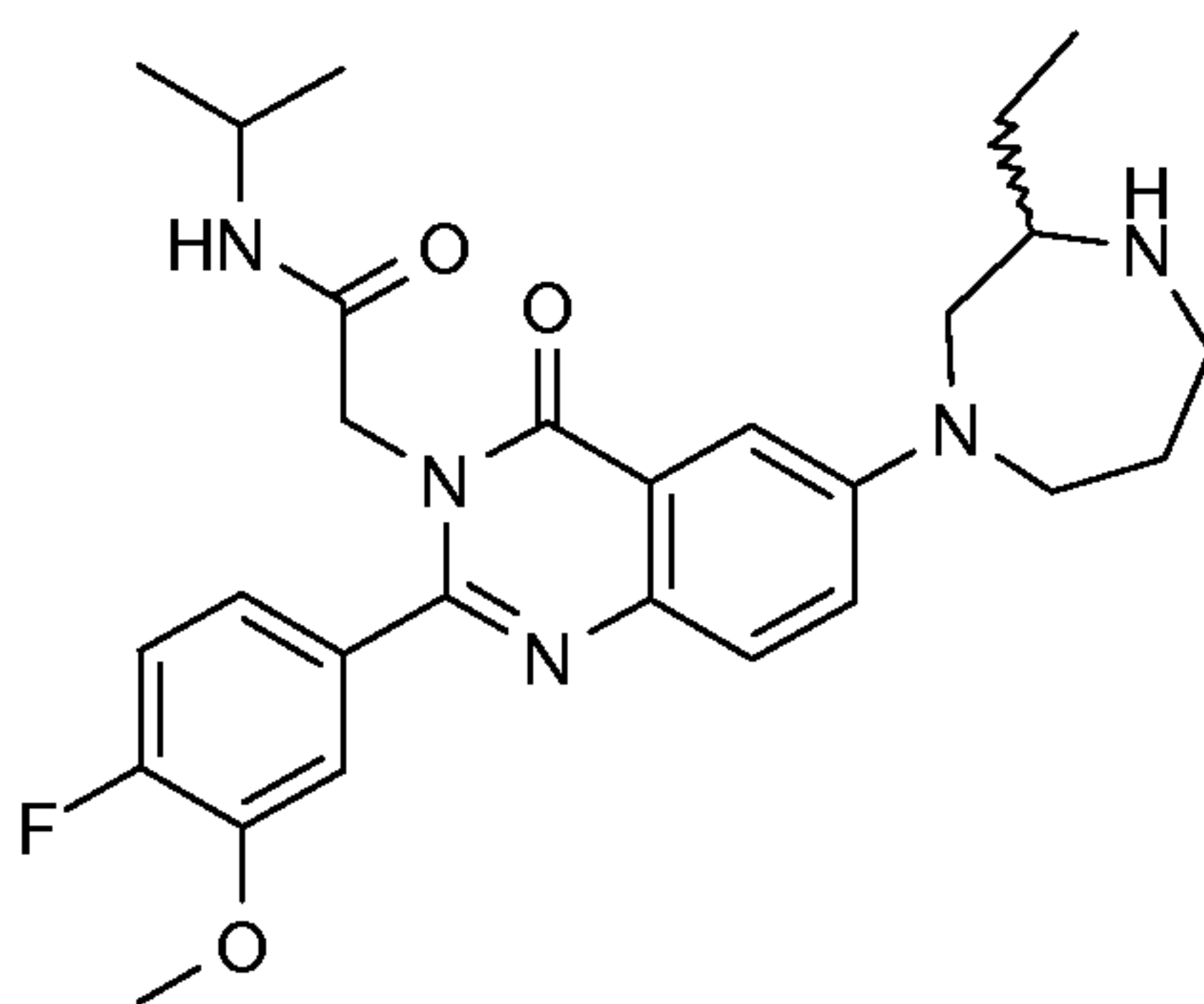
MS (ESI) m/z : 490/492 ($[M+H]^+$) (from INTERMEDIATE V.27)

EXAMPLE 6e: 2-[2-(3-Chloro-4-fluorophenyl)-6-(dimethylpiperazin-1-yl)-4-oxo-4H-quinazolin-3-yl]-N-isopropylacetamide



MS (ESI) m/z : 486/488 ($[M+H]^+$) (from INTERMEDIATE V.19)

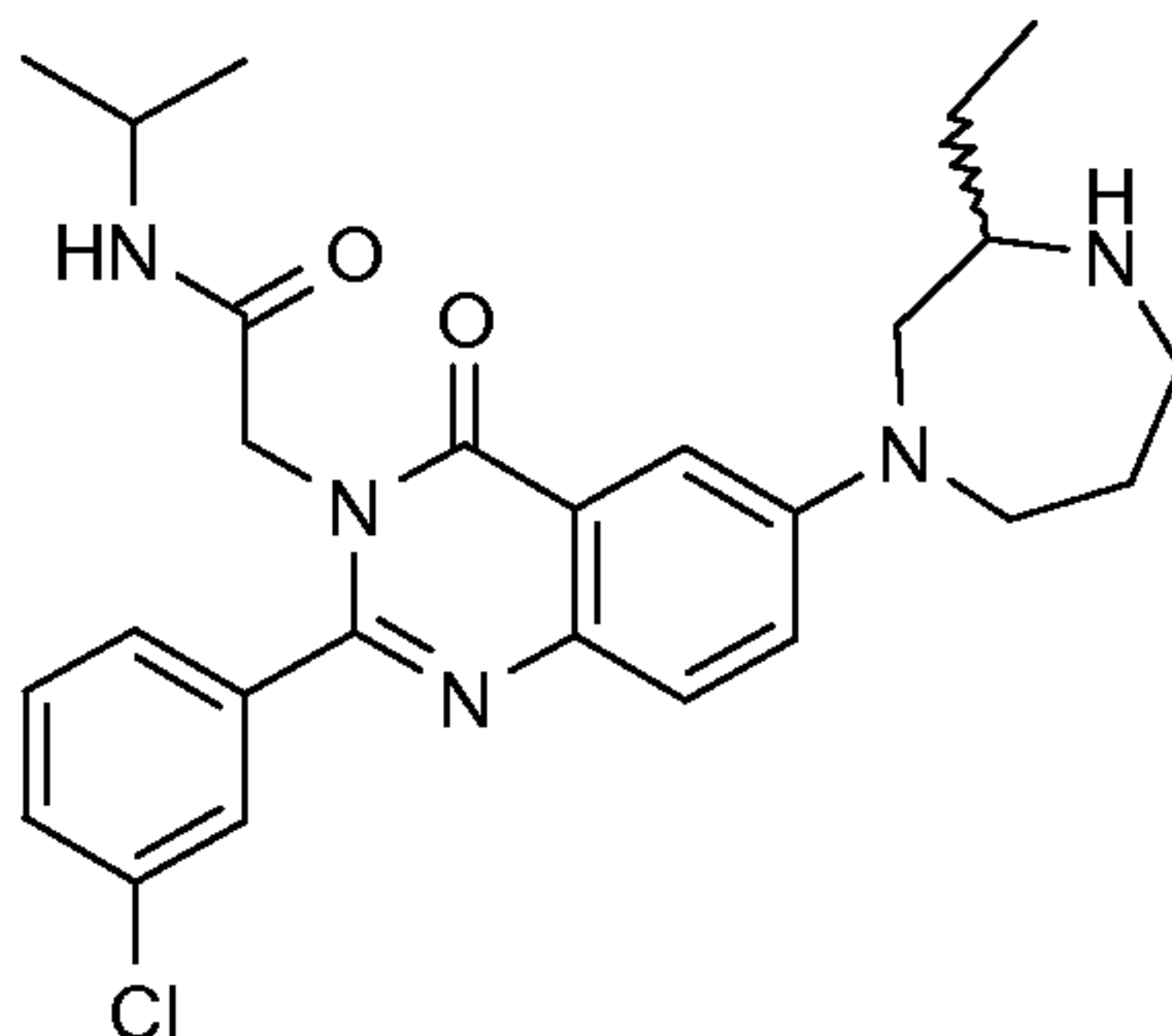
EXAMPLE 6f: 2-[6-(3-Ethylperhydro-1,4-diazepin-1-yl)-2-(4-fluoro-3-methoxyphenyl)-4-oxo-4H-quinazolin-3-yl]-N-isopropylacetamide



MS (ESI) m/z : 496 ($[M+H]^+$) (from INTERMEDIATE V.26)

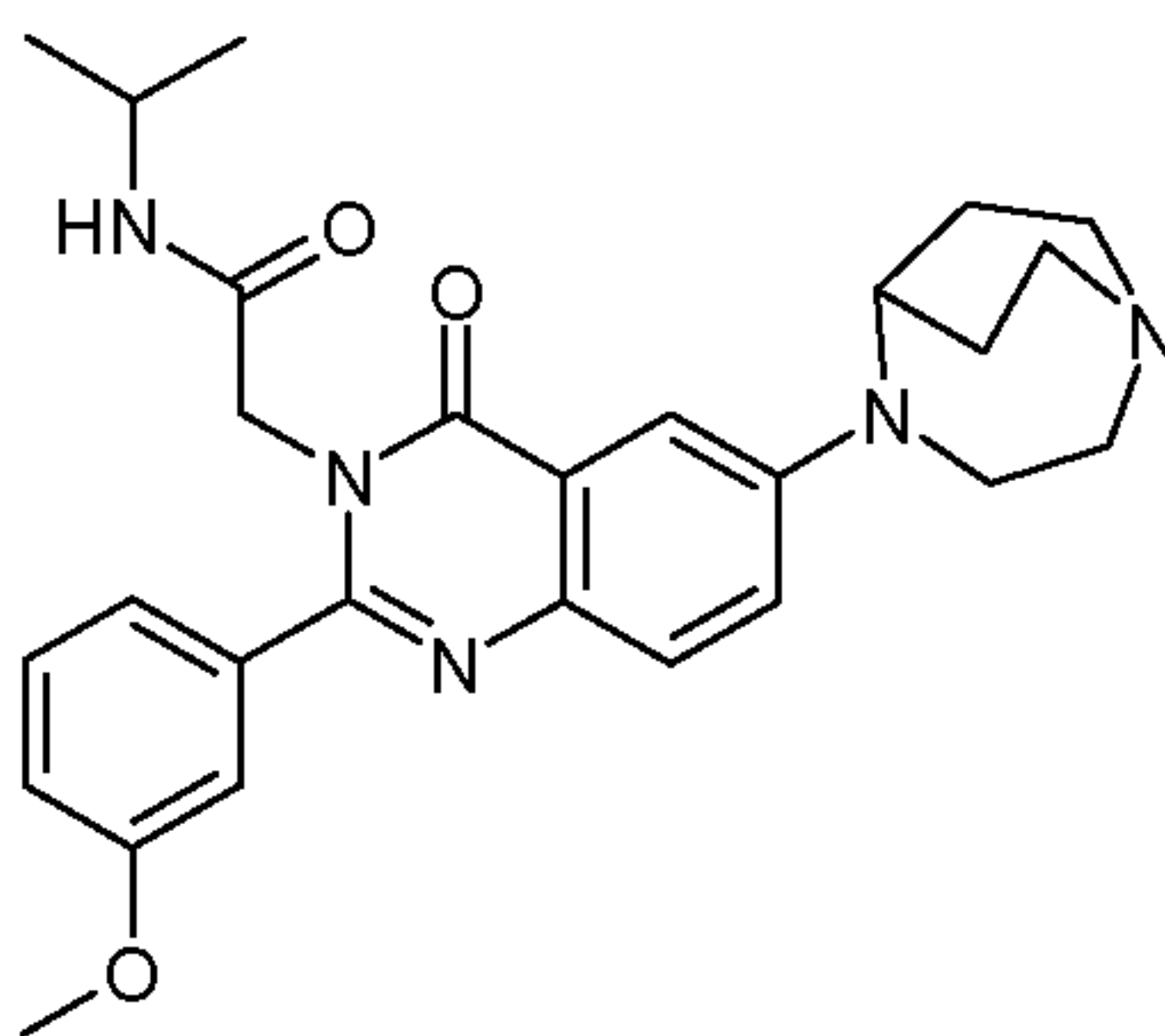
EXAMPLE 6g: 2-[2-(3-Chlorophenyl)-6-(3-ethylperhydro-1,4-diazepin-1-yl)-4-oxo-4H-quinazolin-3-yl]-N-isopropylacetamide

96



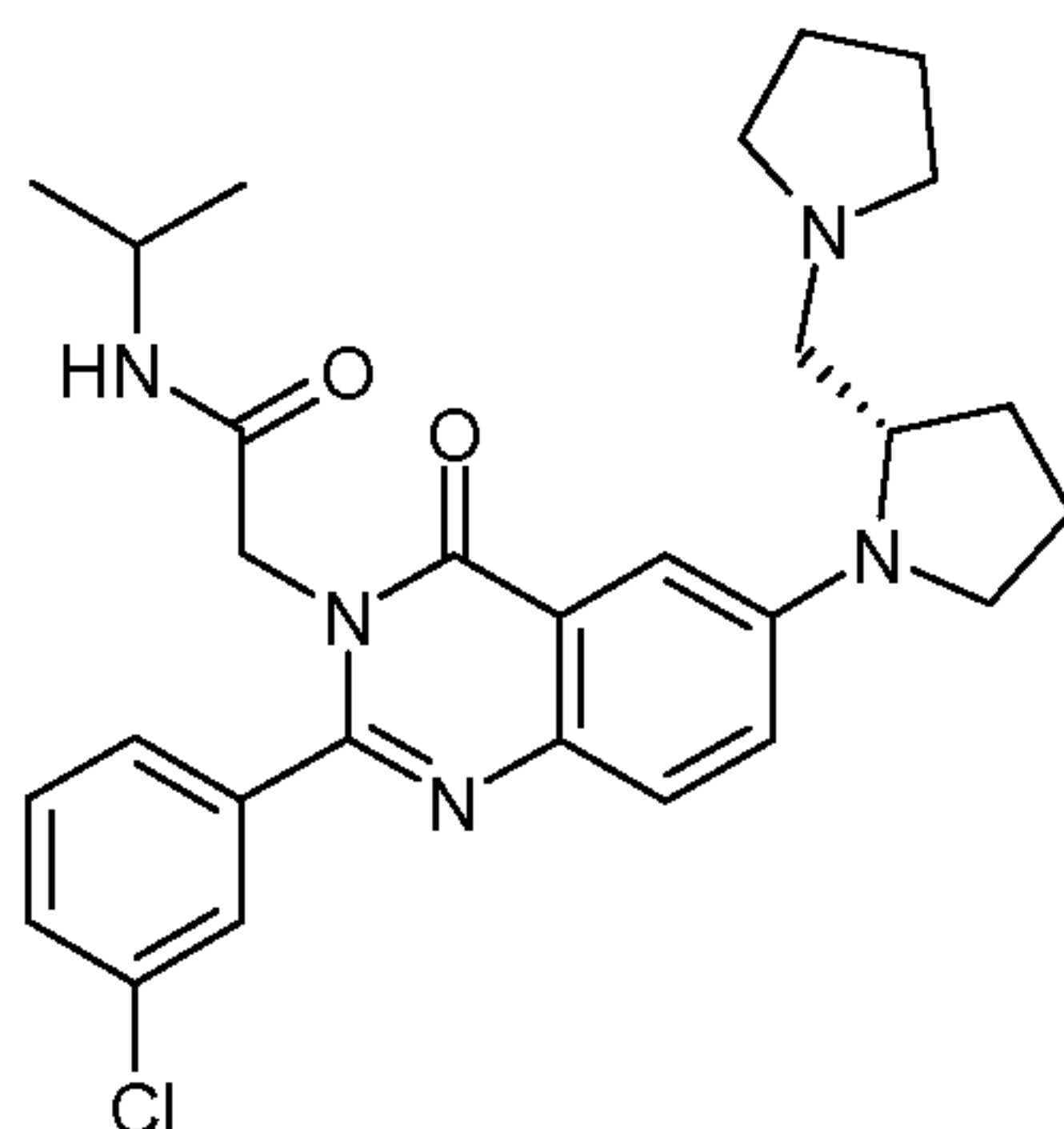
MS (ESI) m/z : 482/484 ($[M+H]^+$) (from INTERMEDIATE V.26)

EXAMPLE 6h: 2-[6-(1,4-Diazabicyclo[3.2.2]non-4-yl)-2-(3-methoxyphenyl)-4-oxo-4H-quinazolin-3-yl]-N-isopropylacetamide



MS (ESI) m/z : 476 ($[M+H]^+$) (from INTERMEDIATE V.47)

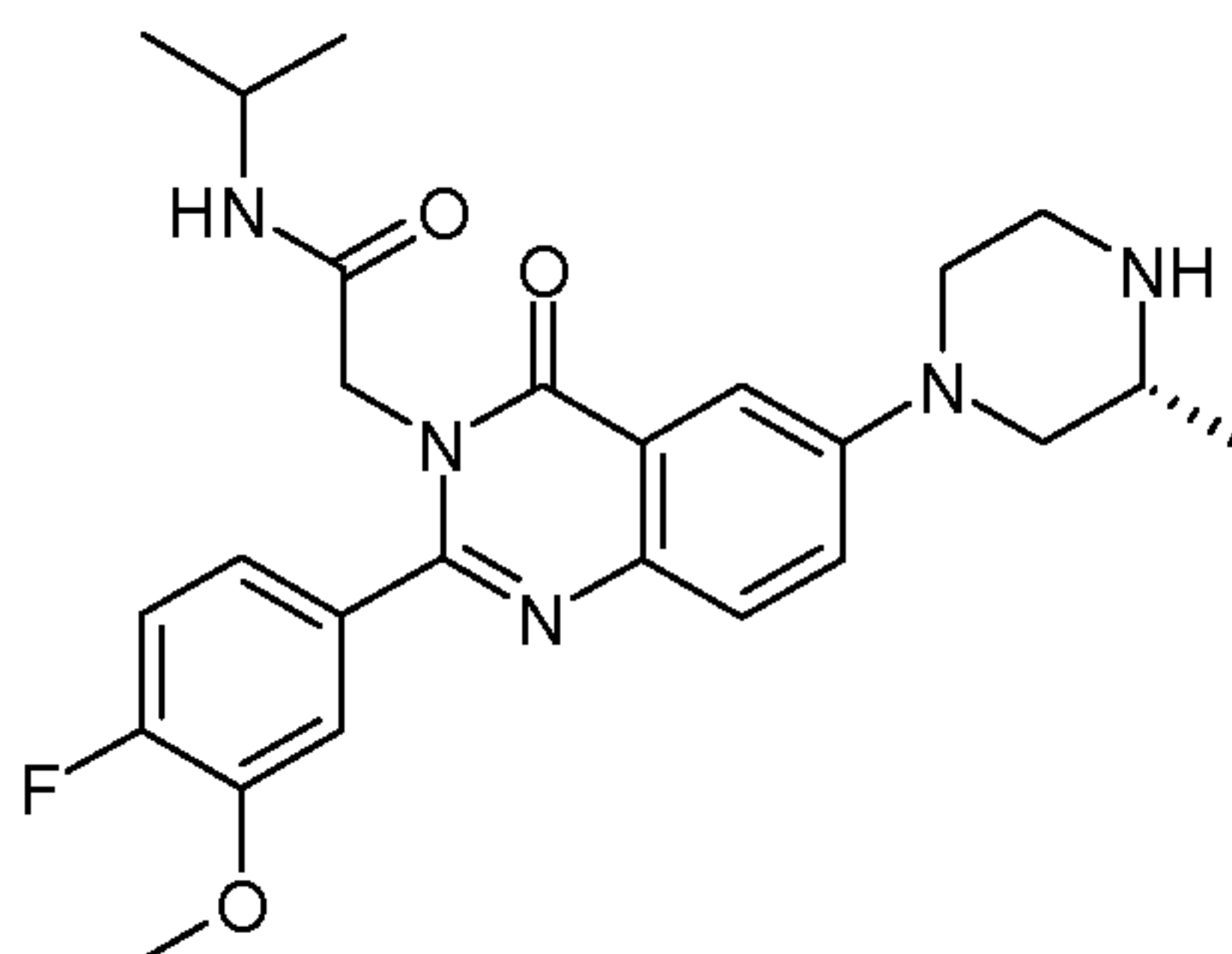
EXAMPLE 6i: 2-[2-(3-Chlorophenyl)-4-oxo-6-((S)-2-pyrrolidin-1-ylmethylpyrrolidin-1-yl)-4H-quinazolin-3-yl]-N-isopropylacetamide



MS (ESI) m/z : 508/510 ($[M+H]^+$) (from INTERMEDIATE V.28)

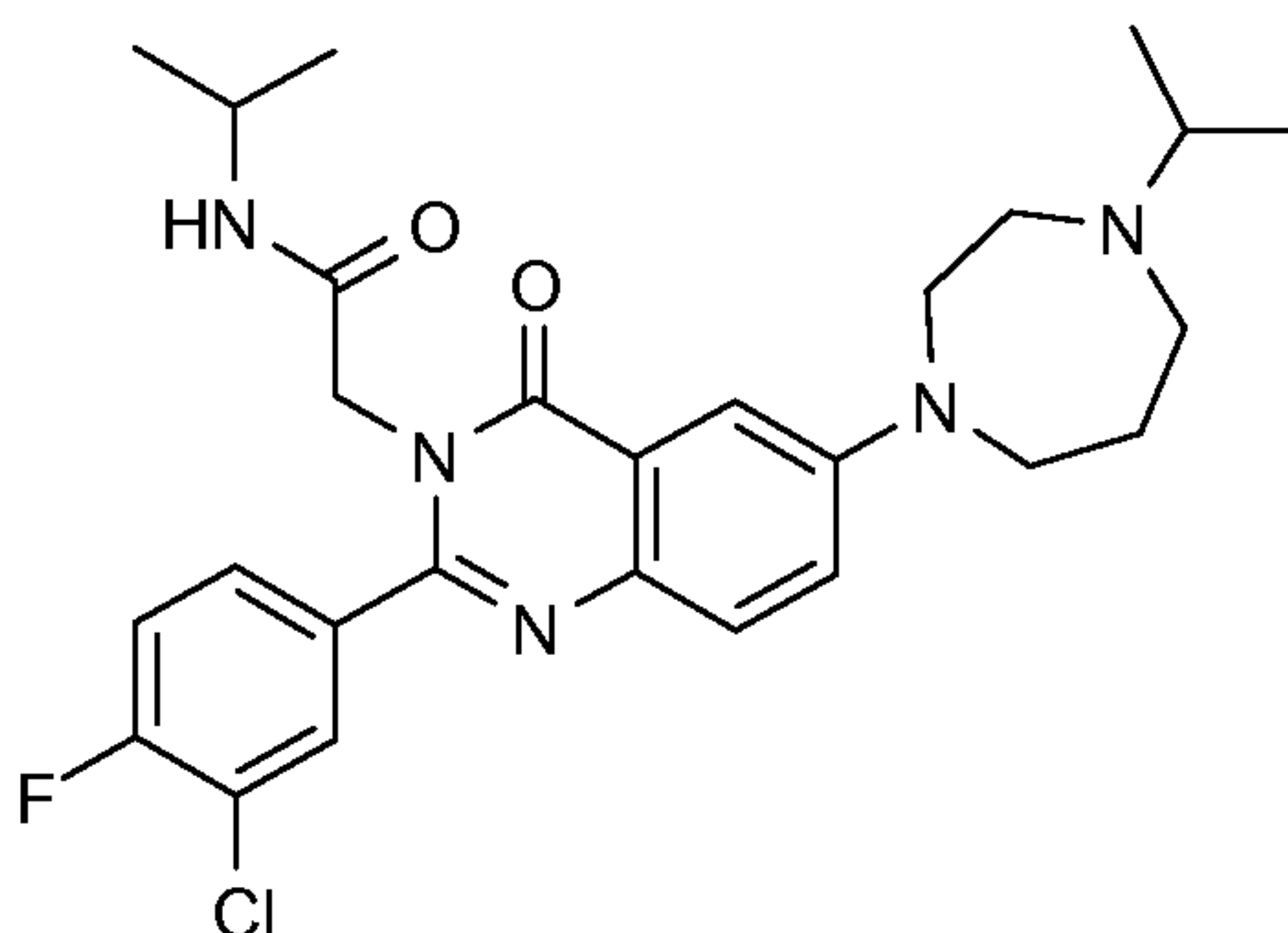
EXAMPLE 6j: 2-[2-(4-Fluoro-3-methoxyphenyl)-6-((R)-3-methylpiperazin-1-yl)-4-oxo-4H-quinazolin-3-yl]-N-isopropylacetamide

97



MS (ESI) m/z : 468 ($[M+H]^+$) (from INTERMEDIATE V.25)

EXAMPLE 6k: 2-[2-(3-Chloro-4-fluorophenyl)-6-(4-isopropylperhydro-1,4-diazepin-1-yl)-4-oxo-4H-quinazolin-3-yl]-N-isopropylacetamide

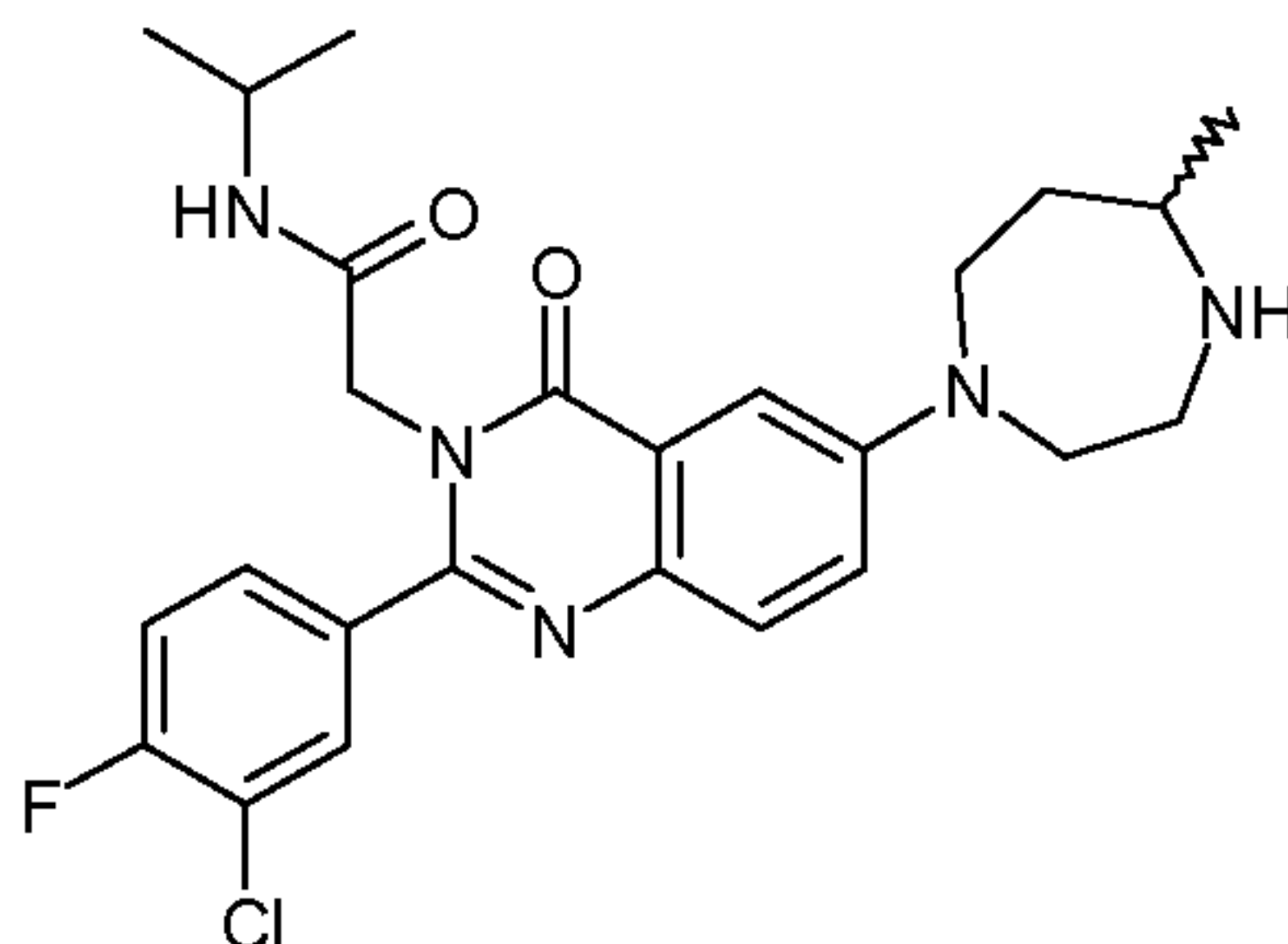


2-Amino-5-(4-isopropyl-1,4-diazepan-1-yl)-N-(2-(isopropylamino)-2-oxoethyl)benzamide (INTERMEDIATE V.31) (400 mg, 1.07 mmol), 3-chloro-4-fluorobenzaldehyde (253 mg, 1.60 mmol) and acetic acid (0.01 mL) were dissolved in ethanol (12 mL). The reaction mixture was heated at 90 °C overnight. The reaction mixture was filtered, the residue washed with EtOAc, and the filtrate evaporated under reduced pressure. Crude product was purified by SCX eluting with 2N NH_3 /MeOH to give a purple solid.

This solid was dissolved in toluene (12.00 mL) and potassium hexacyanoferrate (III) (3.51 g, 10.65 mmol) added followed by water (12 mL) and 10M KOH (aq.) (4 mL). The reaction mixture was stirred at room temperature overnight. The reaction mixture was acidified with conc. HCl, diluted with MeOH (10 mL) and filtered. The residue was washed with MeOH and the filtrate purified by SCX, eluting with 2N NH_3 /MeOH. Crude product was purified by chromatography on silica gel with a gradient of DCM to DCM:MeOH: NH_3 (94:5:1, v/v) as eluent to afford 2-[2-(3-chloro-4-fluorophenyl)-6-(4-isopropylperhydro-1,4-diazepin-1-yl)-4-oxo-4H-quinazolin-3-yl]-N-isopropylacetamide (EXAMPLE 6k) (155 mg, 0.302 mmol, 28%).

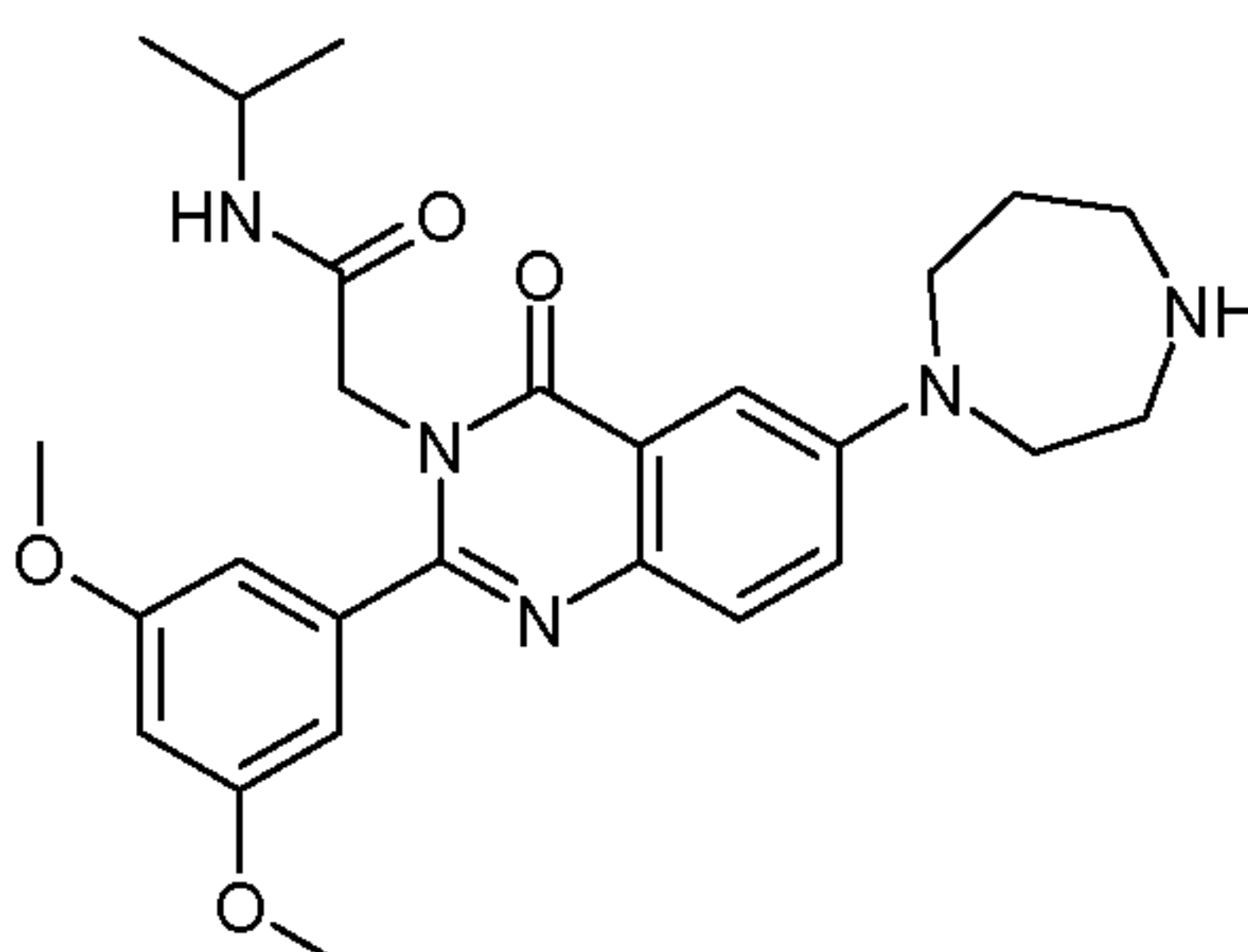
Data for 2-[2-(3-chloro-4-fluorophenyl)-6-(4-isopropylperhydro-1,4-diazepin-1-yl)-4-oxo-4H-quinazolin-3-yl]-N-isopropylacetamide (EXAMPLE 6k): MS (ESI) m/z : 515/517 ($[M+H]^+$).

EXAMPLE 6l: 2-[2-(3-Chloro-4-fluorophenyl)-6-(5-methylperhydro-1,4-diazepin-1-yl)-4-oxo-4H-quinazolin-3-yl]-N-isopropylacetamide



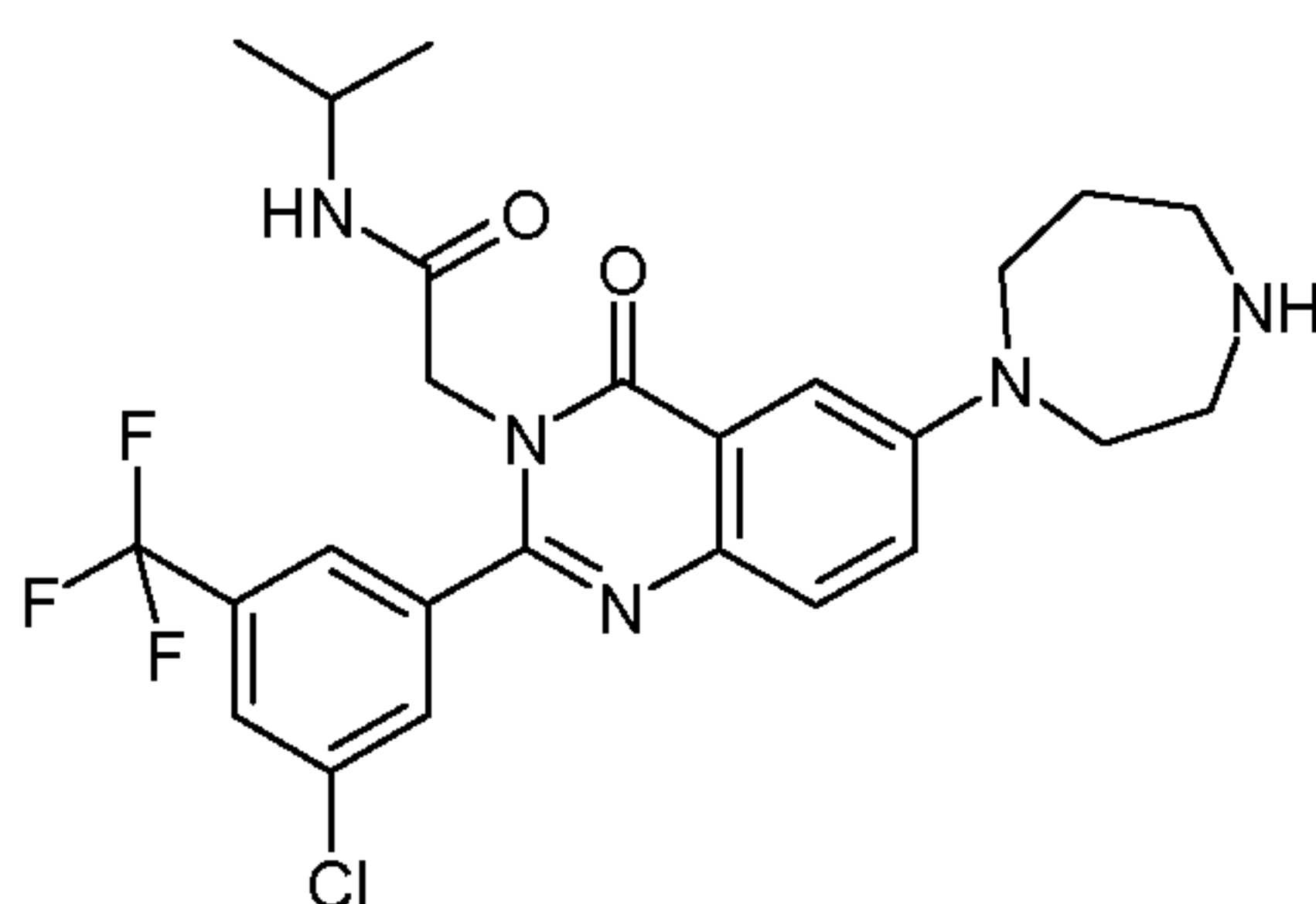
MS (ESI) m/z : 486/488 ($[M+H]^+$) (from INTERMEDIATE V.29).

EXAMPLE 6m: 2-[2-(3,5-Dimethoxyphenyl)-4-oxo-6-perhydro-1,4-diazepin-1-yl]-4H-quinazolin-3-yl]-N-isopropylacetamide



MS (ESI) m/z : 480 ($[M+H]^+$) (from INTERMEDIATE V.2)

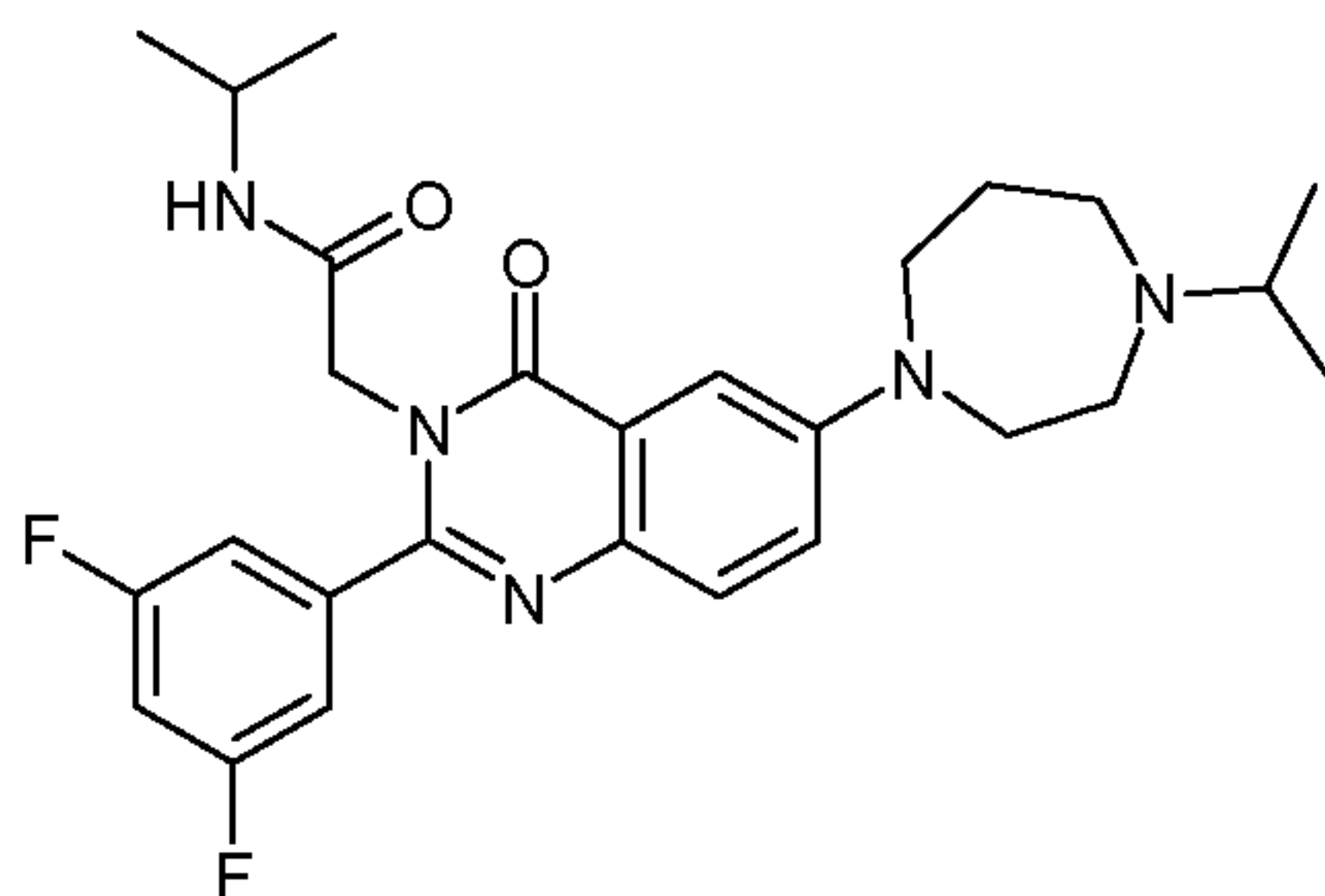
EXAMPLE 6n: 2-[2-(3-Chloro-5-trifluoromethylphenyl)-4-oxo-6-perhydro-1,4-diazepin-1-yl]-4H-quinazolin-3-yl]-N-isopropylacetamide



MS (ESI) m/z : 522/524 ($[M+H]^+$) (from INTERMEDIATE V.2).

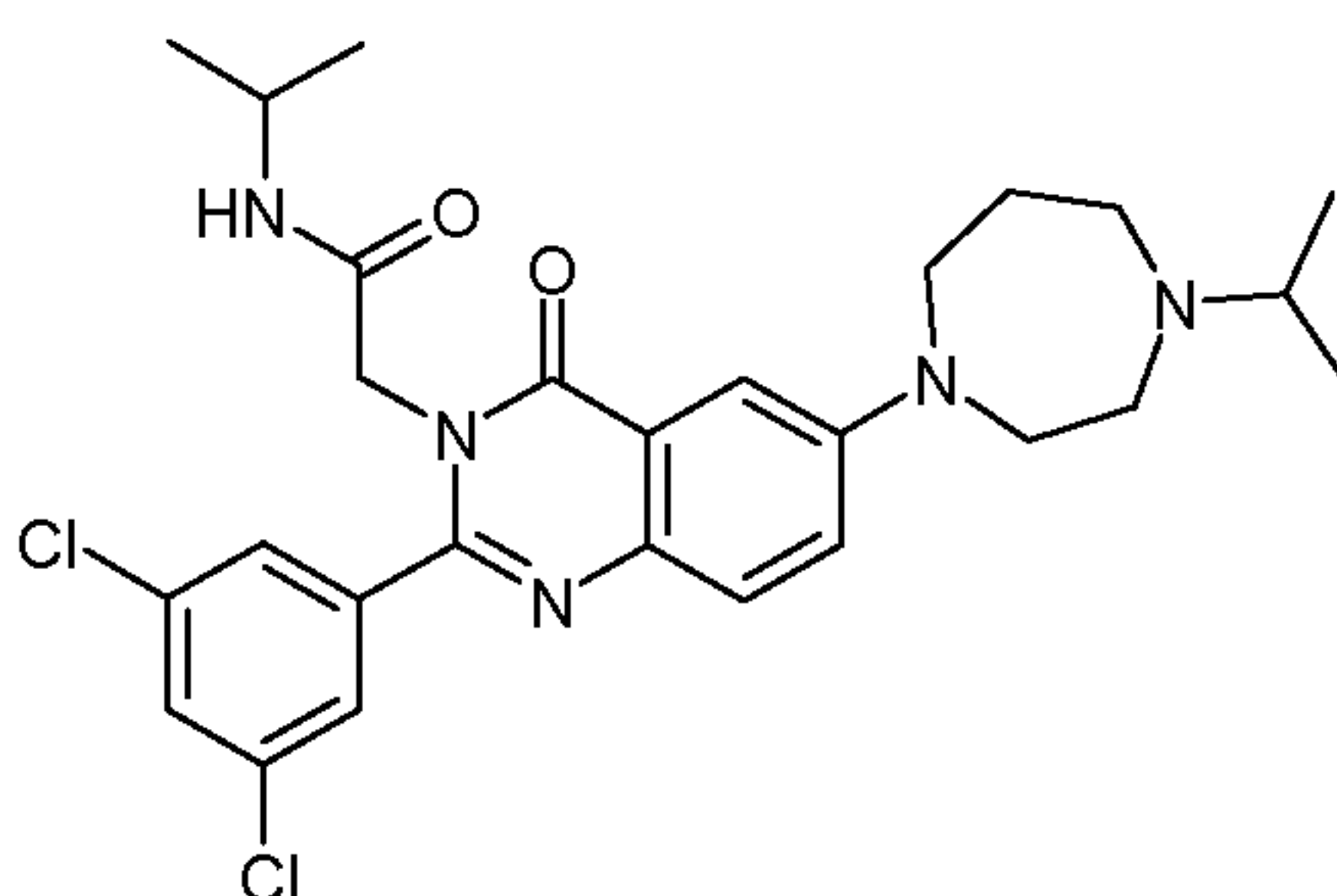
EXAMPLE 6o: 2-[2-(3,5-Difluorophenyl)-6-(4-isopropylperhydro-1,4-diazepin-1-yl)-4-oxo-4H-quinazolin-3-yl]-N-isopropylacetamide

99



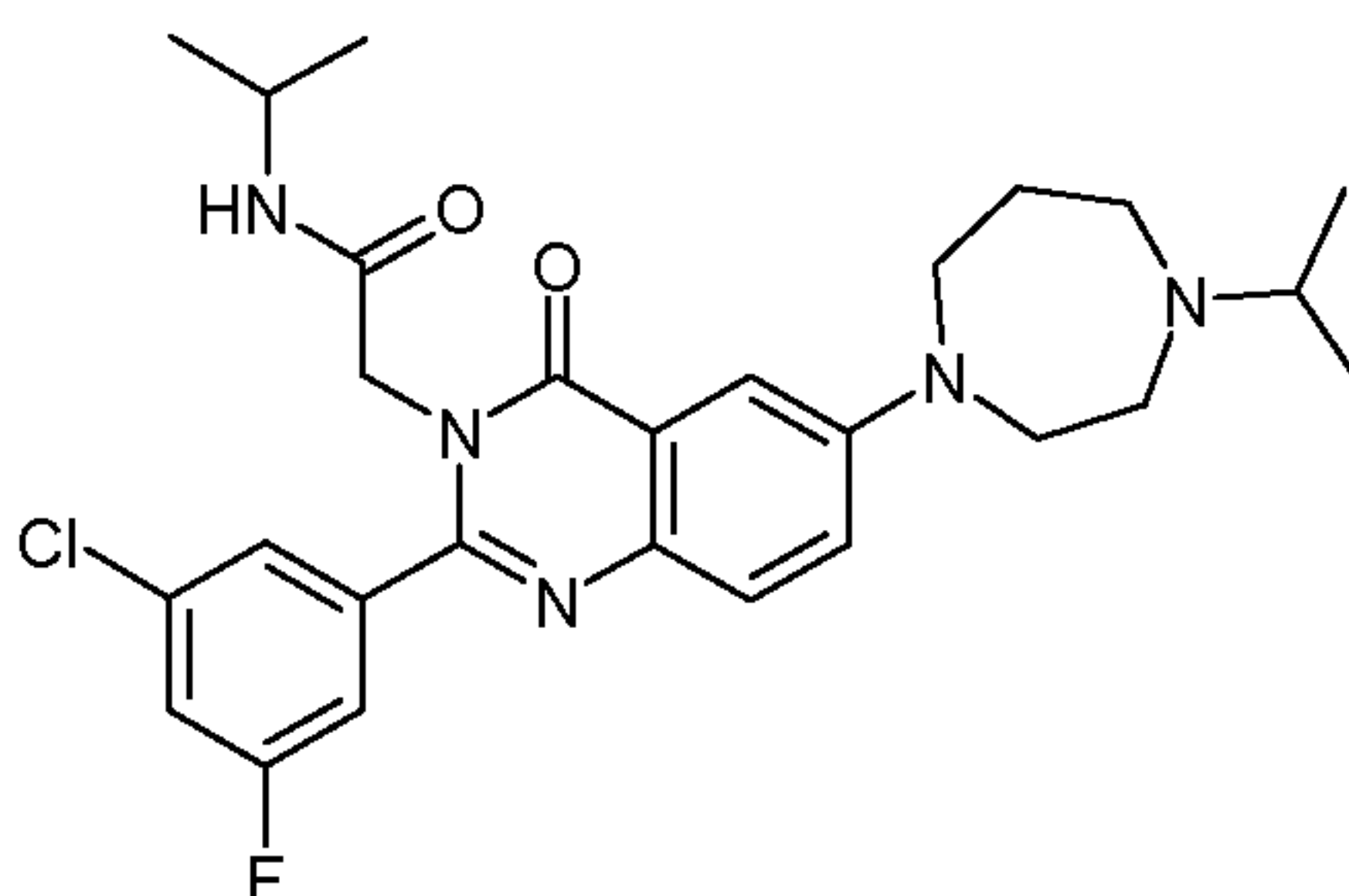
MS (ESI) m/z : 498 ($[M+H]^+$) (from INTERMEDIATE V.31).

EXAMPLE 6p: 2-[2-(3,5-Dichlorophenyl)-6-(4-isopropylperhydro-1,4-diazepin-1-yl)-4-oxo-4H-quinazolin-3-yl]-N-isopropylacetamide



MS (ESI) m/z : 530/532/534 ($[M+H]^+$) (from INTERMEDIATE V.31).

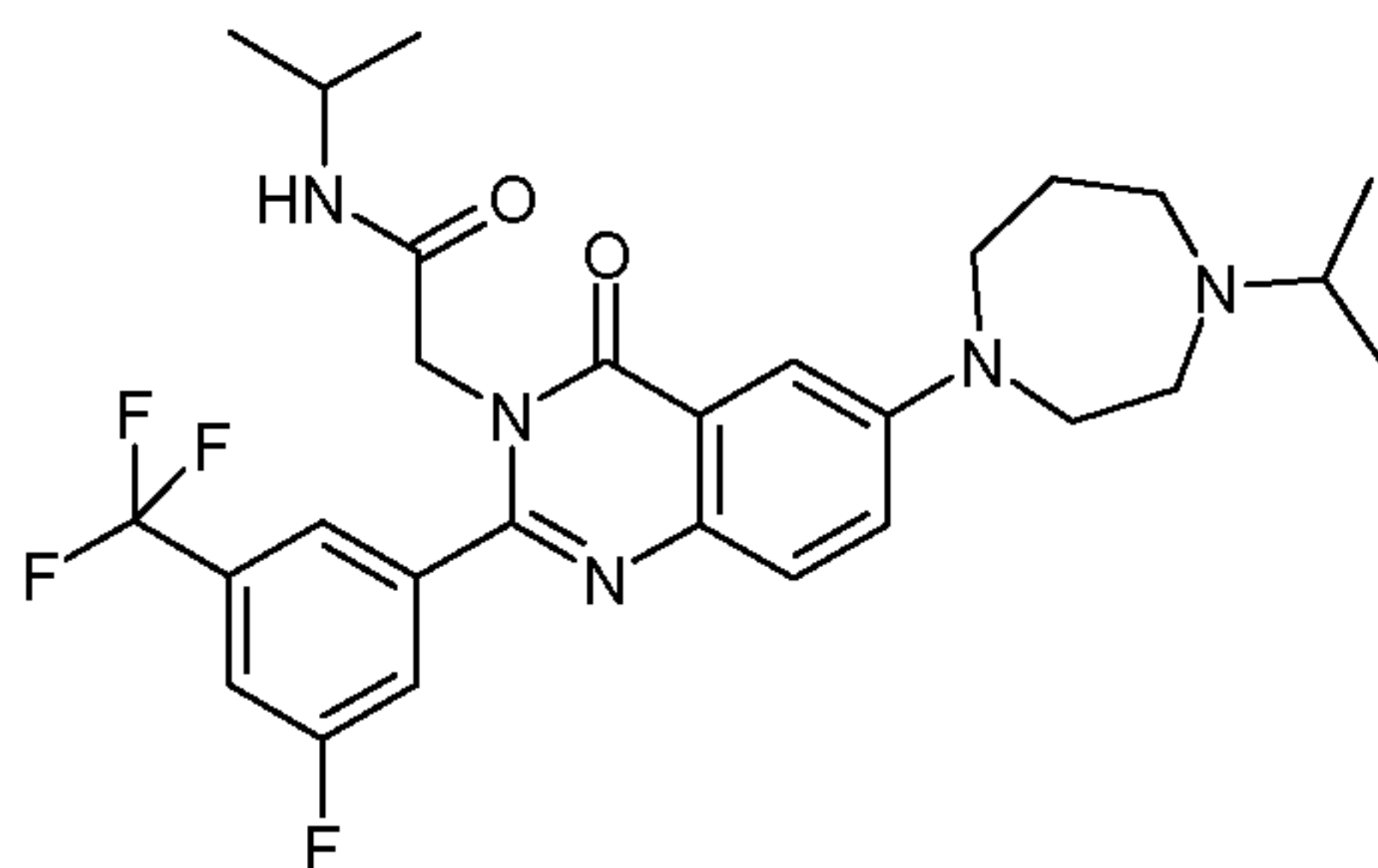
EXAMPLE 6q: 2-[2-(3-Chloro-5-fluorophenyl)-6-(4-isopropylperhydro-1,4-diazepin-1-yl)-4-oxo-4H-quinazolin-3-yl]-N-isopropylacetamide



MS (ESI) m/z : 514/516 ($[M+H]^+$) (from INTERMEDIATE V.31).

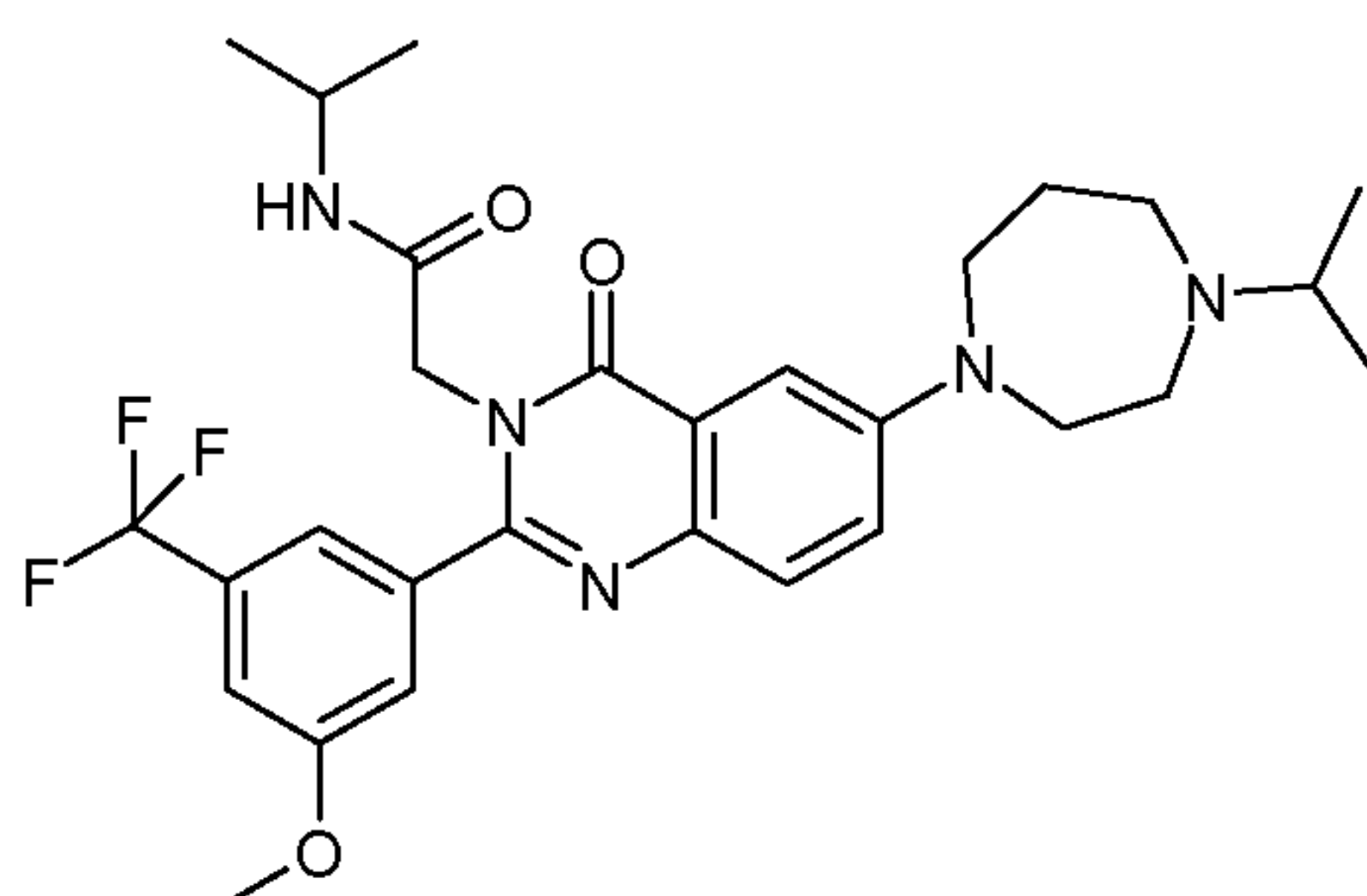
EXAMPLE 6r: 2-[2-(3-Fluoro-5-trifluoromethylphenyl)-6-(4-isopropylperhydro-1,4-diazepin-1-yl)-4-oxo-4H-quinazolin-3-yl]-N-isopropylacetamide

100



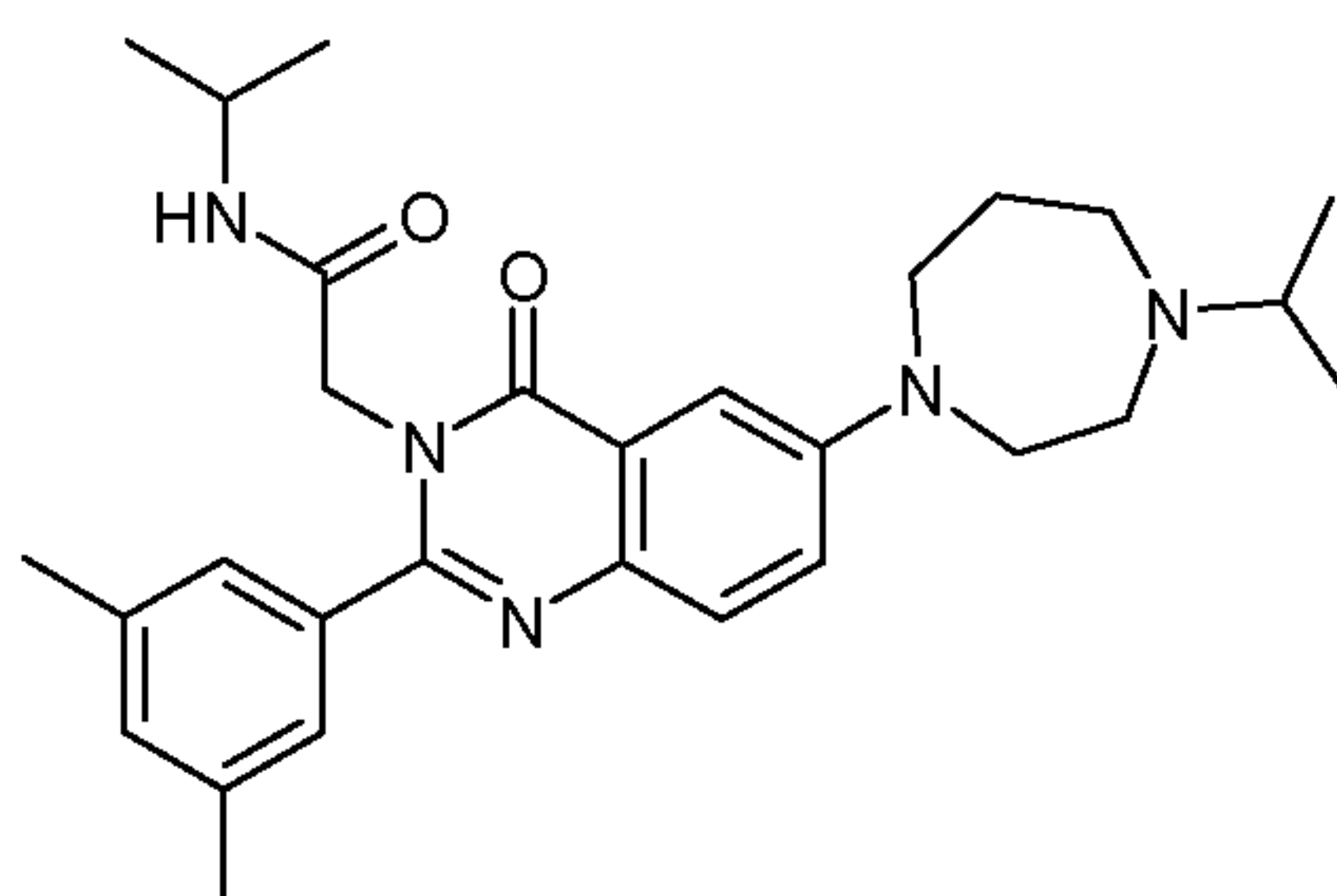
MS (ESI) m/z : 548 ($[M+H]^+$) (from INTERMEDIATE V.31).

EXAMPLE 6s: *N*-Isopropyl-2-[6-(4-isopropylperhydro-1,4-diazepin-1-yl)-2-(3-methoxy-5-trifluoromethylphenyl)-4-oxo-4*H*-quinazolin-3-yl]acetamide



MS (ESI) m/z : 560 ($[M+H]^+$) (from INTERMEDIATE V.31).

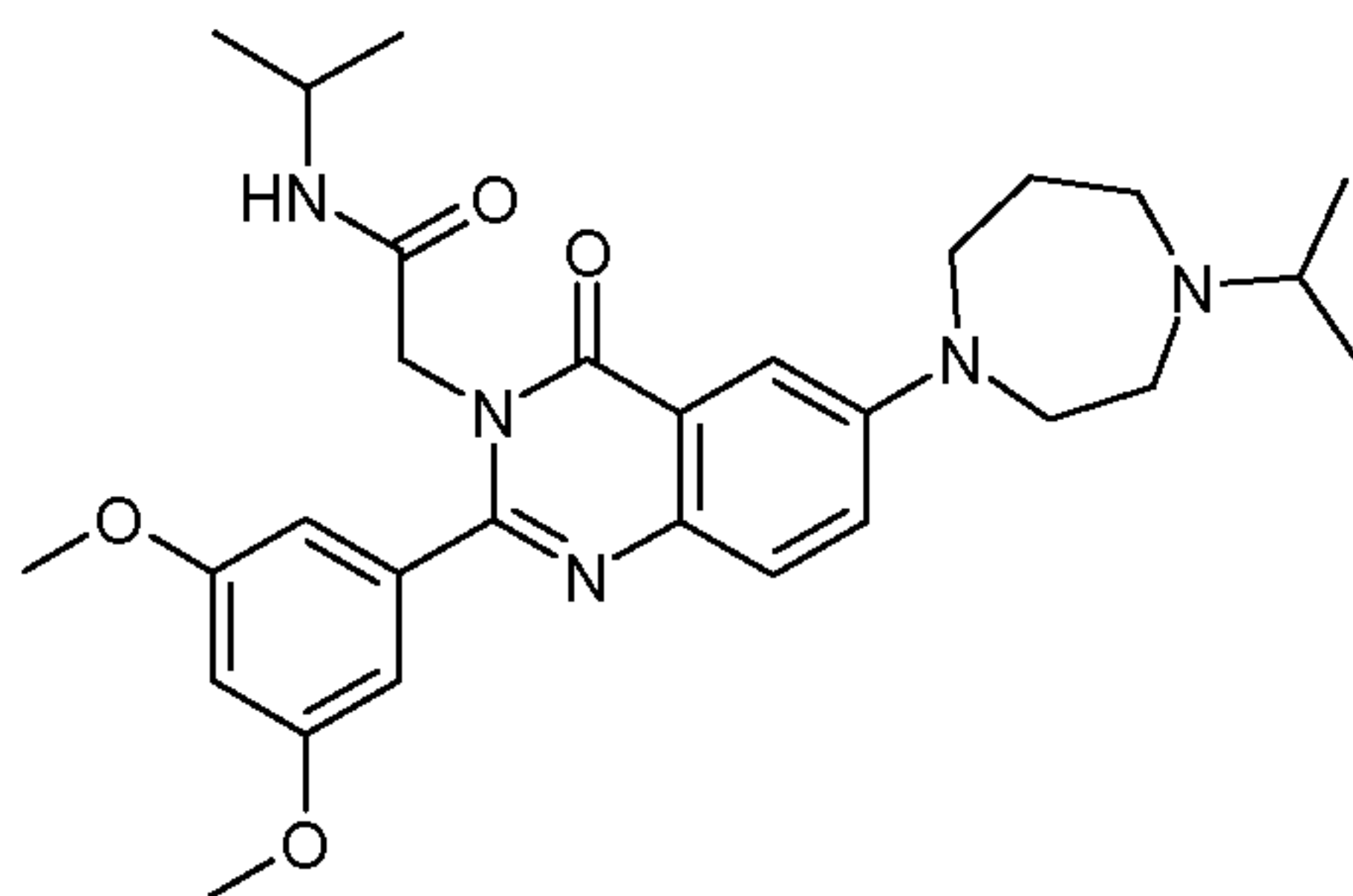
EXAMPLE 6t: 2-[2-(3,5-Dimethylphenyl)-6-(4-isopropylperhydro-1,4-diazepin-1-yl)-4-oxo-4*H*-quinazolin-3-yl]-*N*-isopropylacetamide



MS (ESI) m/z : 490 ($[M+H]^+$) (from INTERMEDIATE V.31).

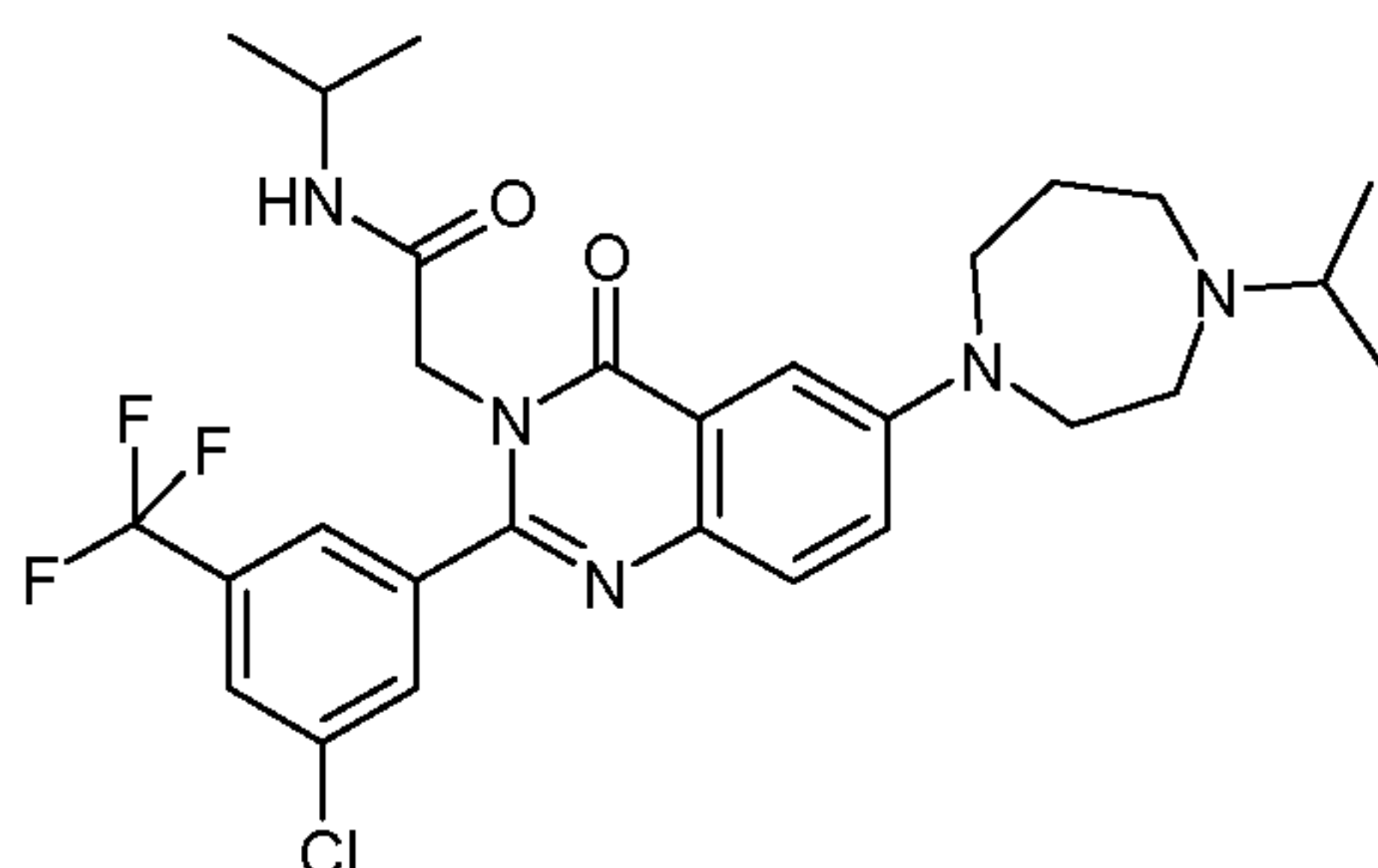
EXAMPLE 6u: 2-[2-(3,5-Dimethoxyphenyl)-6-(4-isopropylperhydro-1,4-diazepin-1-yl)-4-oxo-4*H*-quinazolin-3-yl]-*N*-isopropylacetamide

101



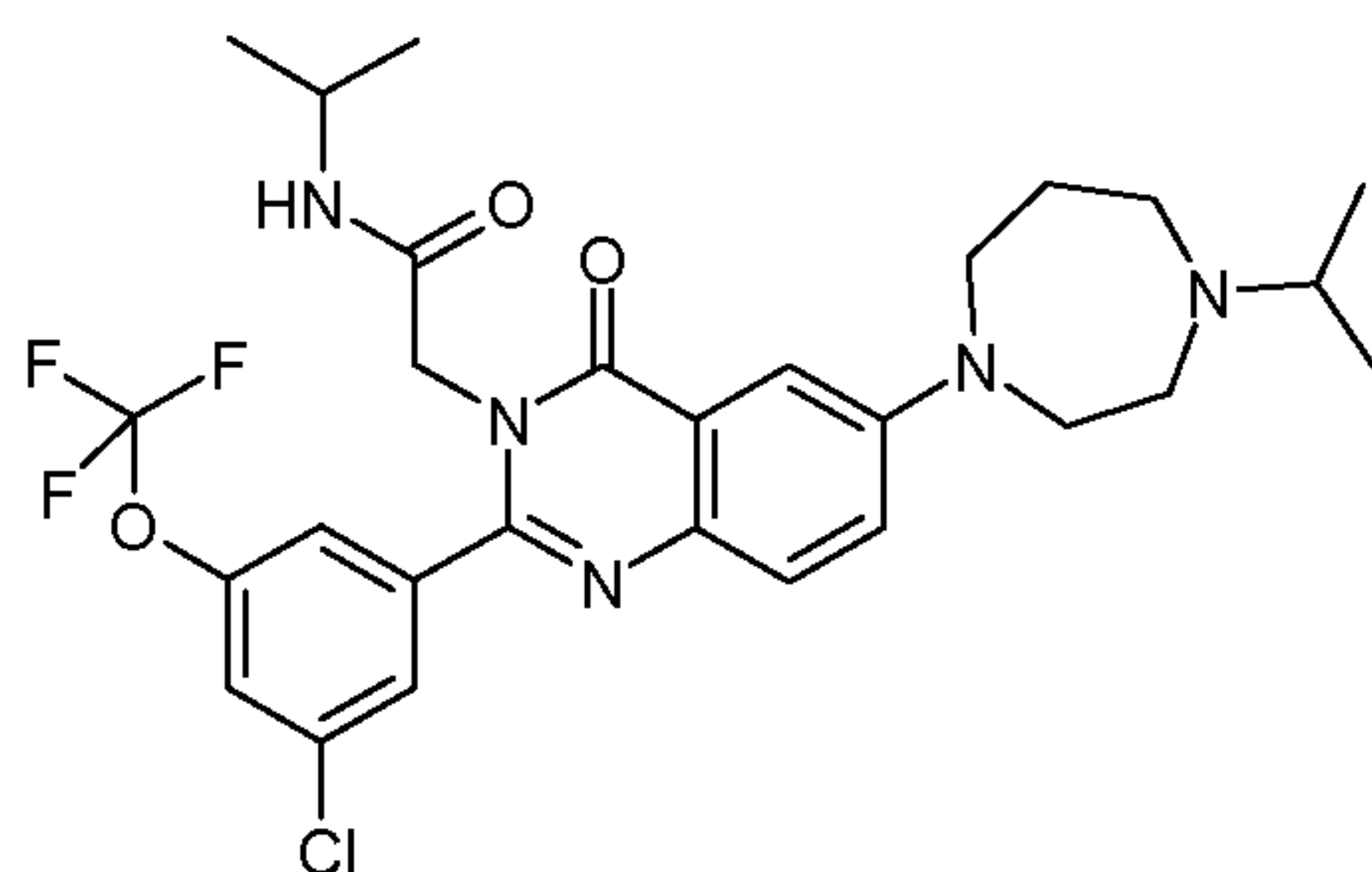
MS (ESI) m/z : 522 ($[M+H]^+$) (from INTERMEDIATE V.31).

EXAMPLE 6v: 2-[2-(3-Chloro-5-trifluoromethylphenyl)-6-(4-isopropylperhydro-1,4-diazepin-1-yl)-4-oxo-4H-quinazolin-3-yl]-N-isopropylacetamide



MS (ESI) m/z : 564/566 ($[M+H]^+$) (from INTERMEDIATE V.31).

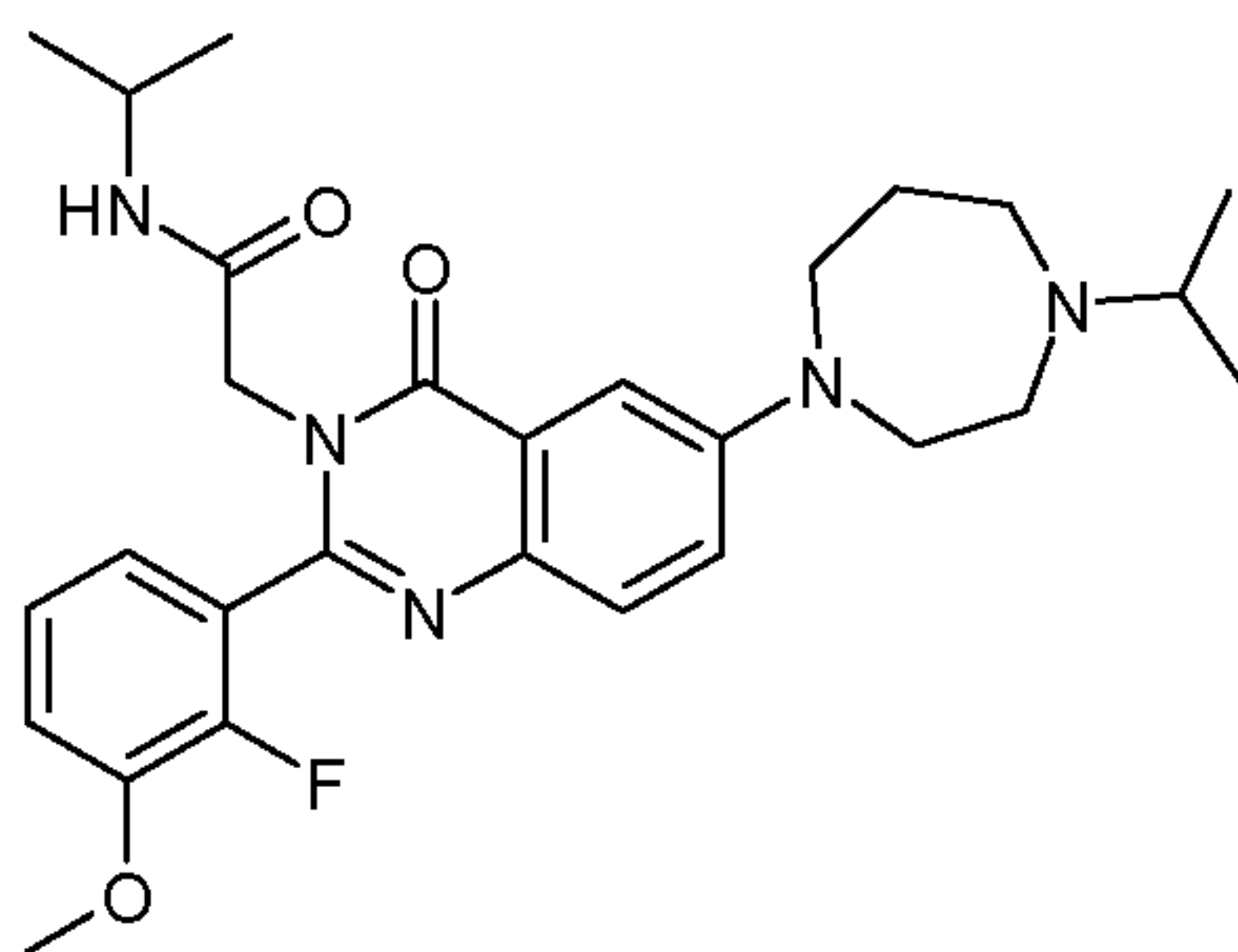
EXAMPLE 6w: 2-[2-(3-Chloro-5-trifluoromethoxyphenyl)-6-(4-isopropylperhydro-1,4-diazepin-1-yl)-4-oxo-4H-quinazolin-3-yl]-N-isopropylacetamide



MS (ESI) m/z : 580/582 ($[M+H]^+$) (from INTERMEDIATE V.31).

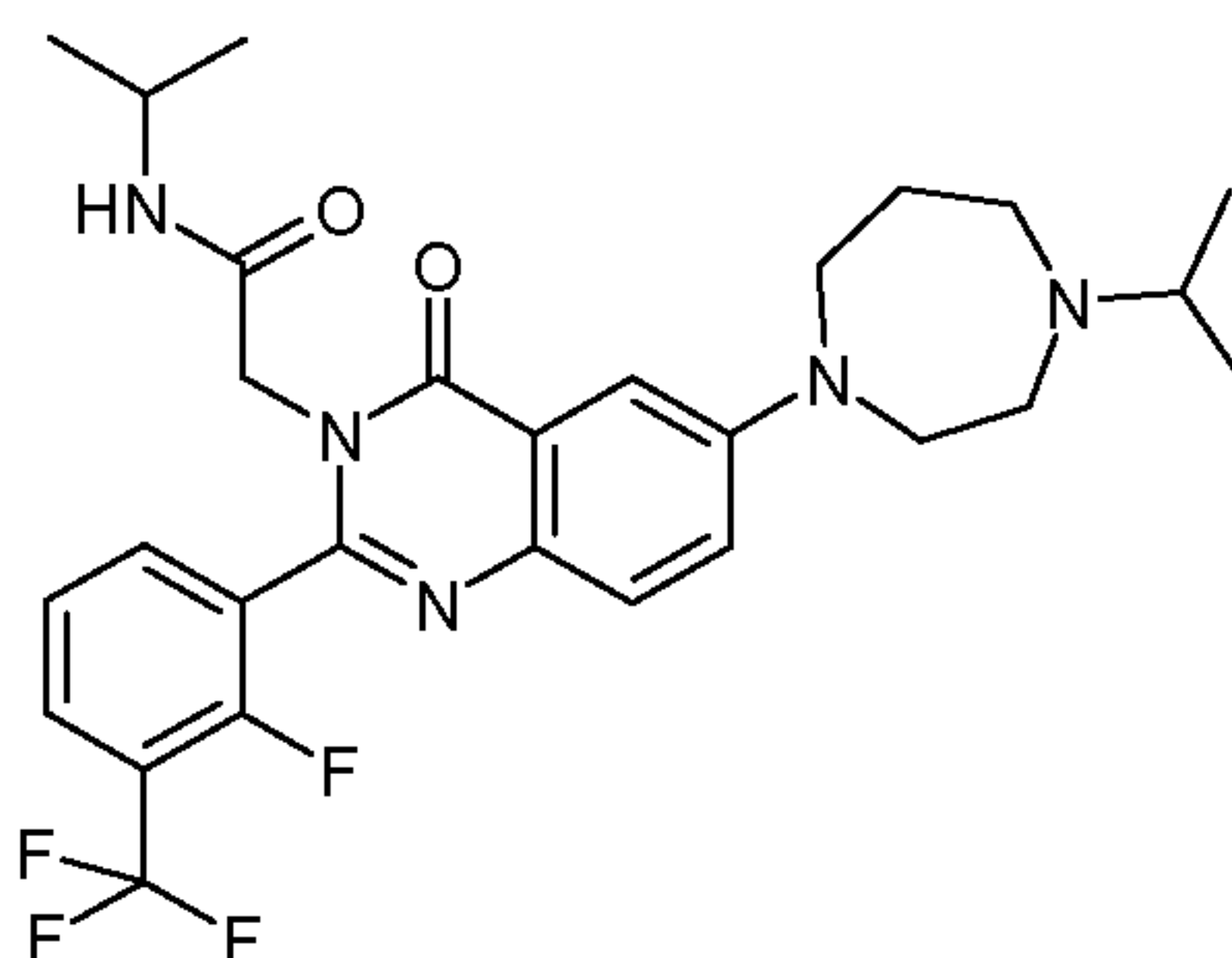
EXAMPLE 6x: 2-[2-(2-Fluoro-3-methoxyphenyl)-6-(4-isopropylperhydro-1,4-diazepin-1-yl)-4-oxo-4H-quinazolin-3-yl]-N-isopropylacetamide

102



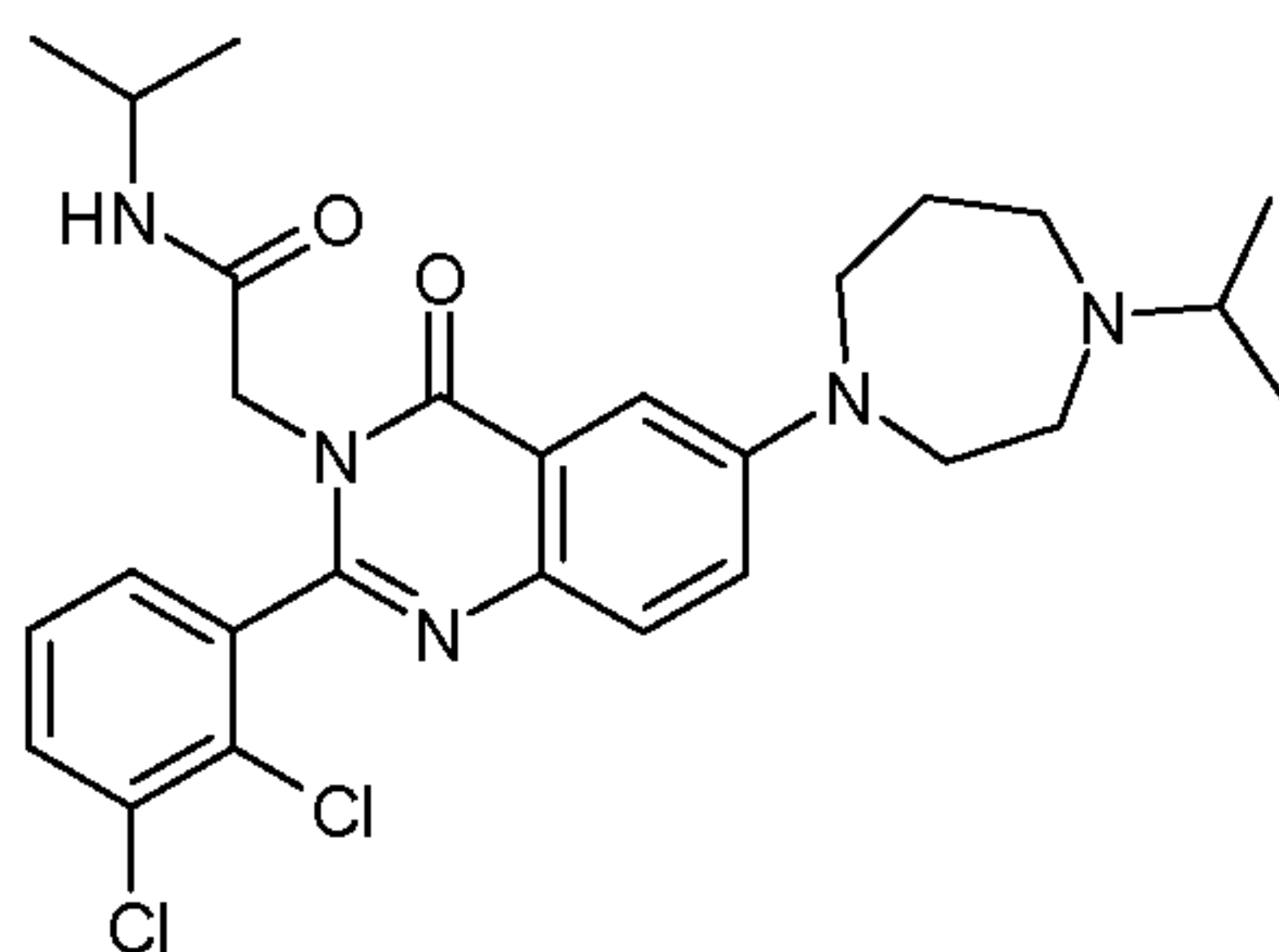
MS (ESI) m/z : 510 ($[M+H]^+$) (from INTERMEDIATE V.31).

EXAMPLE 6y: 2-[2-(2-Fluoro-3-trifluoromethylphenyl)-6-(4-isopropylperhydro-1,4-diazepin-1-yl)-4-oxo-4H-quinazolin-3-yl]-N-isopropylacetamide



MS (ESI) m/z : 548 ($[M+H]^+$) (from INTERMEDIATE V.31).

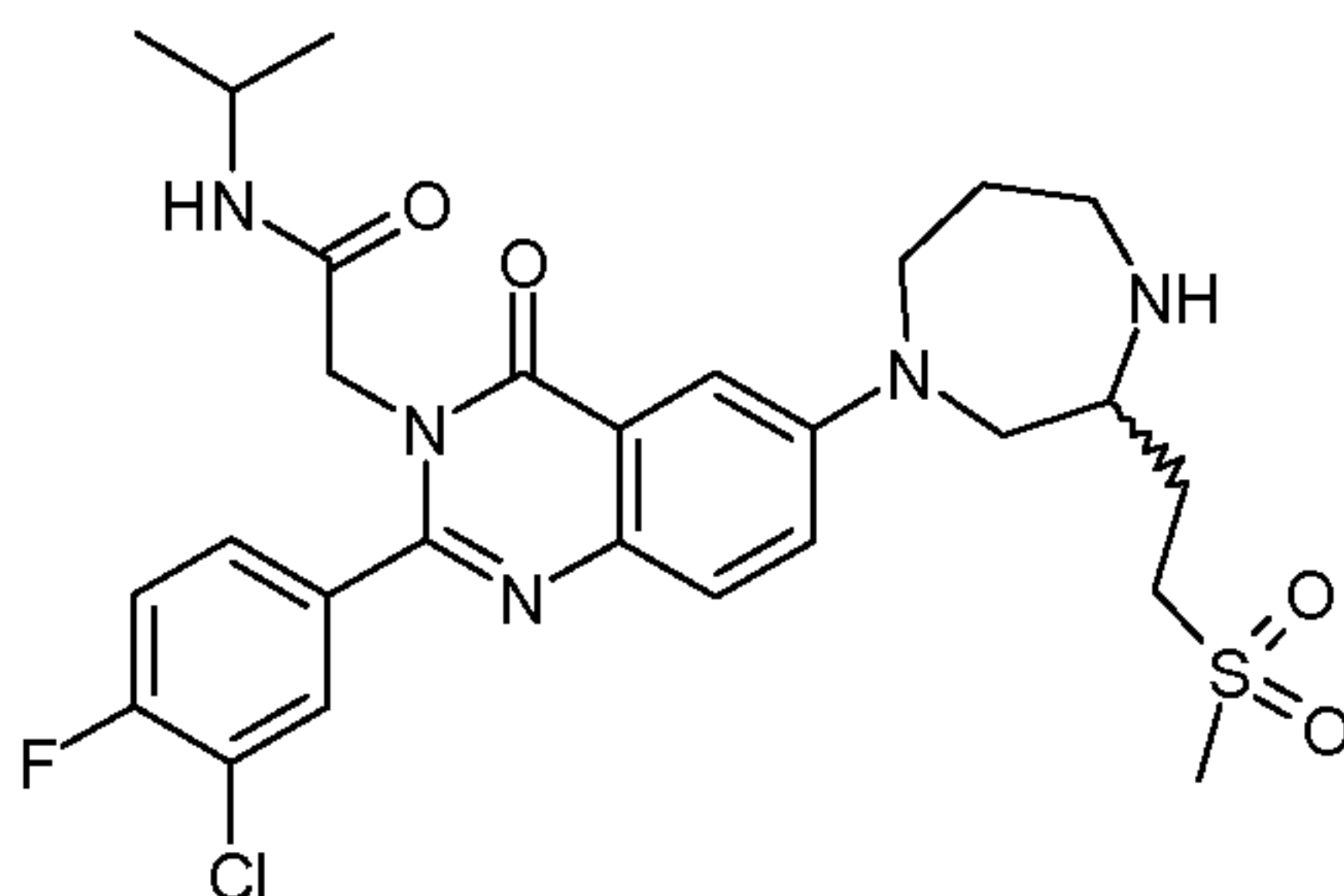
EXAMPLE 6z: 2-[2-(2,3-Dichlorophenyl)-6-(4-isopropylperhydro-1,4-diazepin-1-yl)-4-oxo-4H-quinazolin-3-yl]-N-isopropylacetamide



MS (ESI) m/z : 530/532 ($[M+H]^+$) (from INTERMEDIATE V.31).

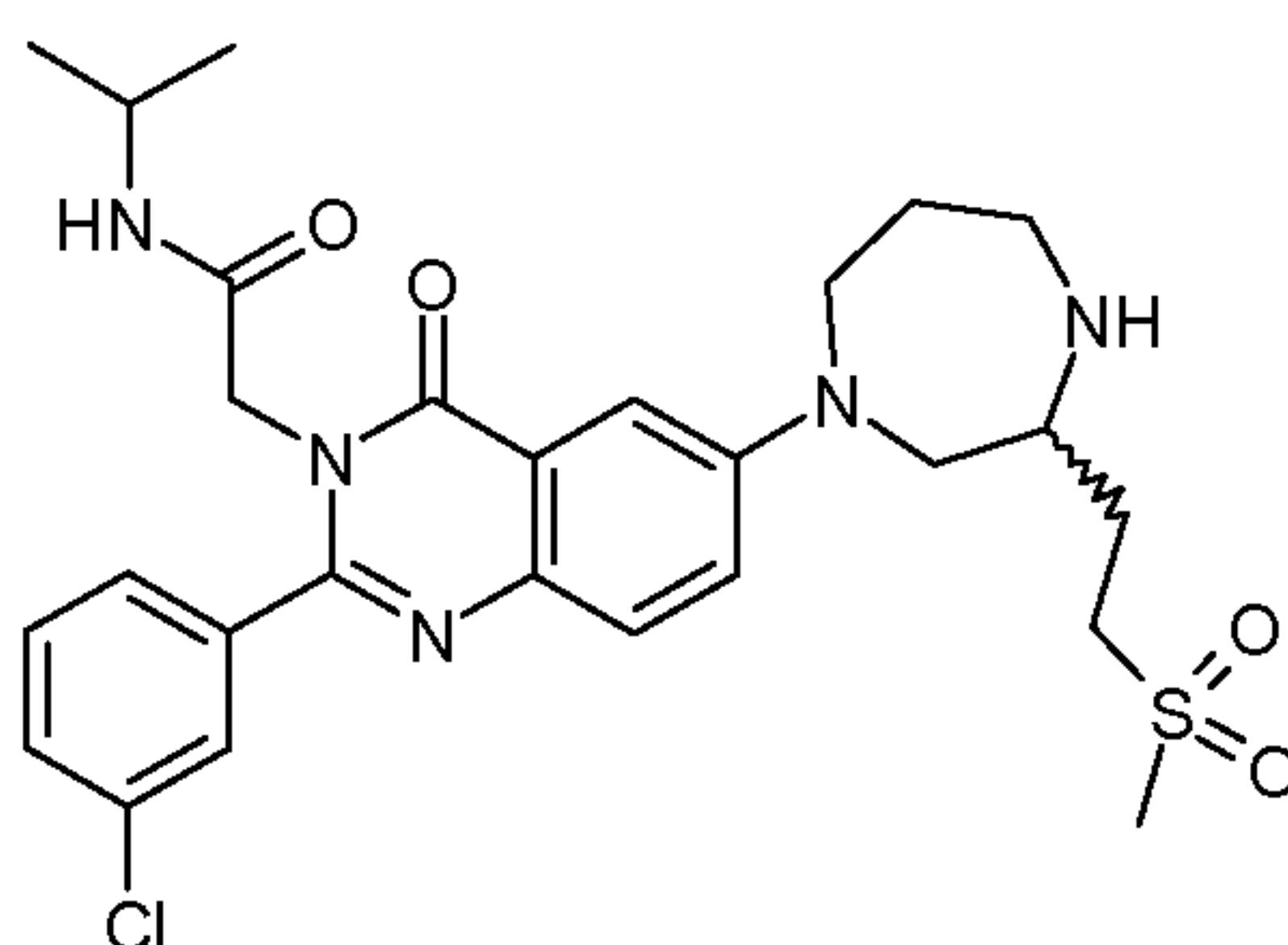
EXAMPLE 6Aa: 2-[2-(3-Chloro-4-fluorophenyl)-6-[3-(2-methanesulfonylethyl)perhydro-1,4-diazepin-1-yl]-4-oxo-4H-quinazolin-3-yl]-N-isopropylacetamide

103



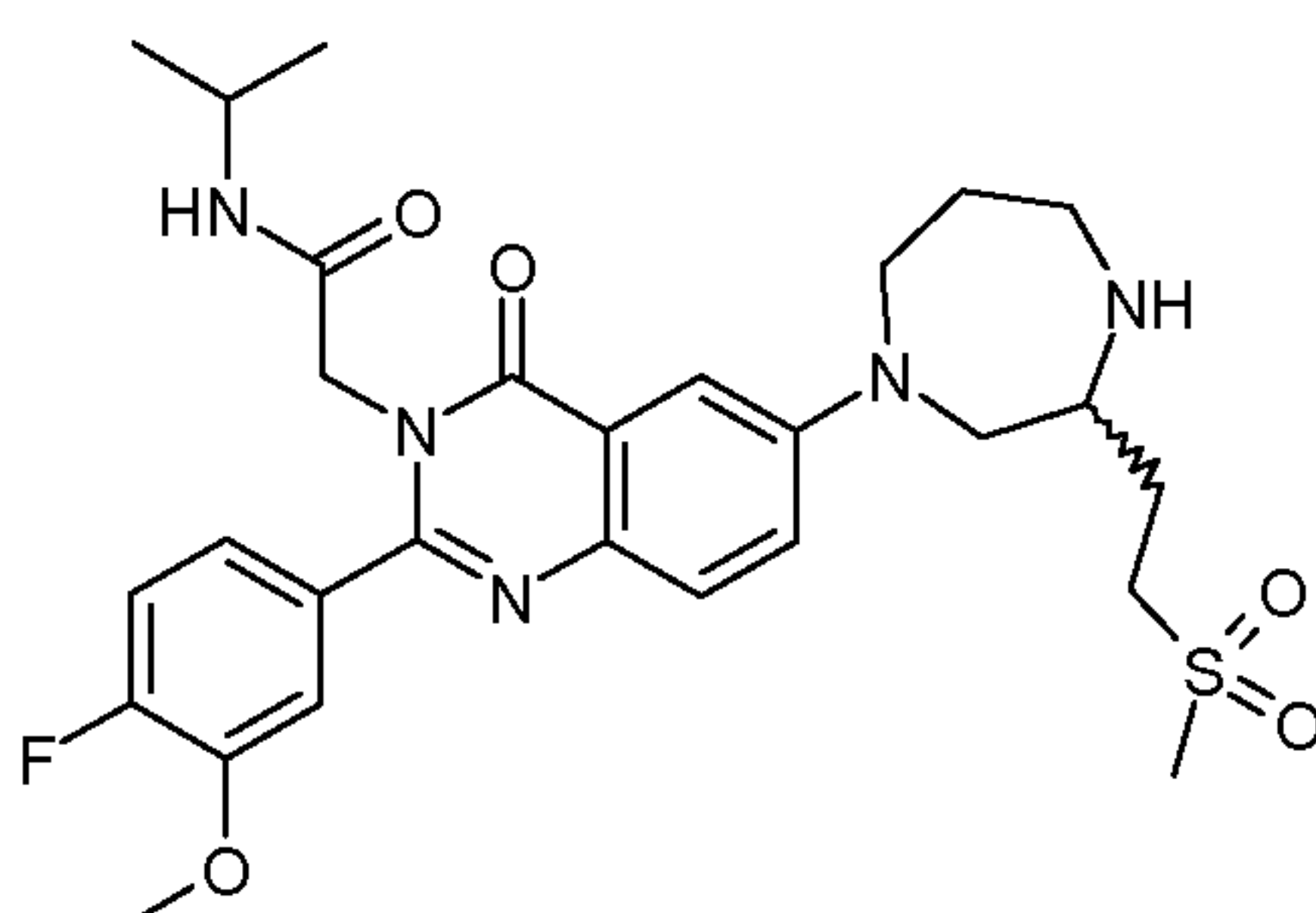
MS (ESI) m/z : 578/580 ($[M+H]^+$) (from INTERMEDIATE V.33).

EXAMPLE 6Ab: 2-[2-(3-Chlorophenyl)-6-[3-(2-methanesulfonylethyl)perhydro-1,4-diazepin-1-yl]-4-oxo-4H-quinazolin-3-yl]-N-isopropylacetamide



MS (ESI) m/z : 560/562 ($[M+H]^+$) (from INTERMEDIATE V.33).

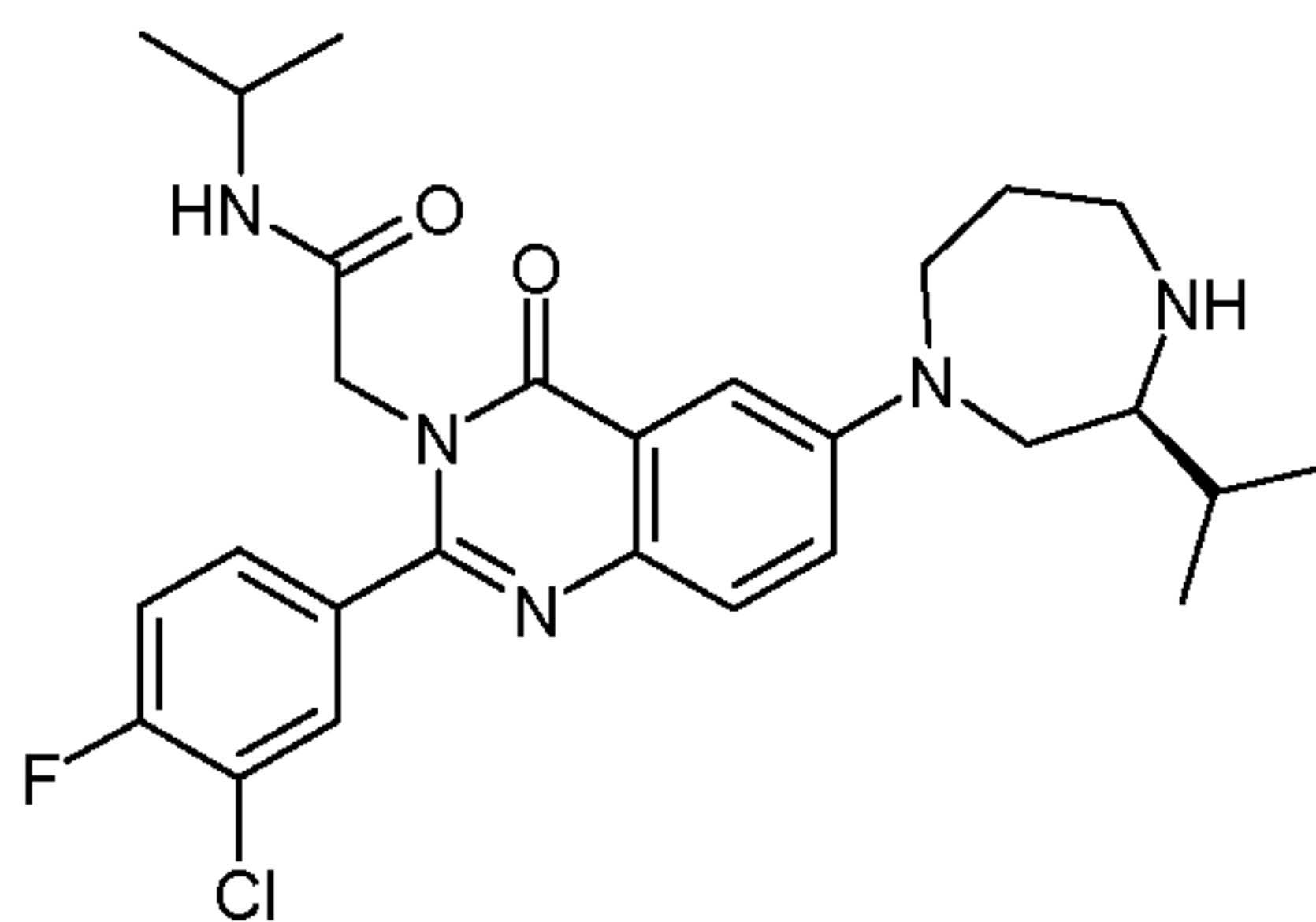
EXAMPLE 6Ac: 2-[2-(4-Fluoro-3-methoxyphenyl)-6-[3-(2-methanesulfonylethyl)perhydro-1,4-diazepin-1-yl]-4-oxo-4H-quinazolin-3-yl]-N-isopropylacetamide



MS (ESI) m/z : 574 ($[M+H]^+$) (from INTERMEDIATE V.33).

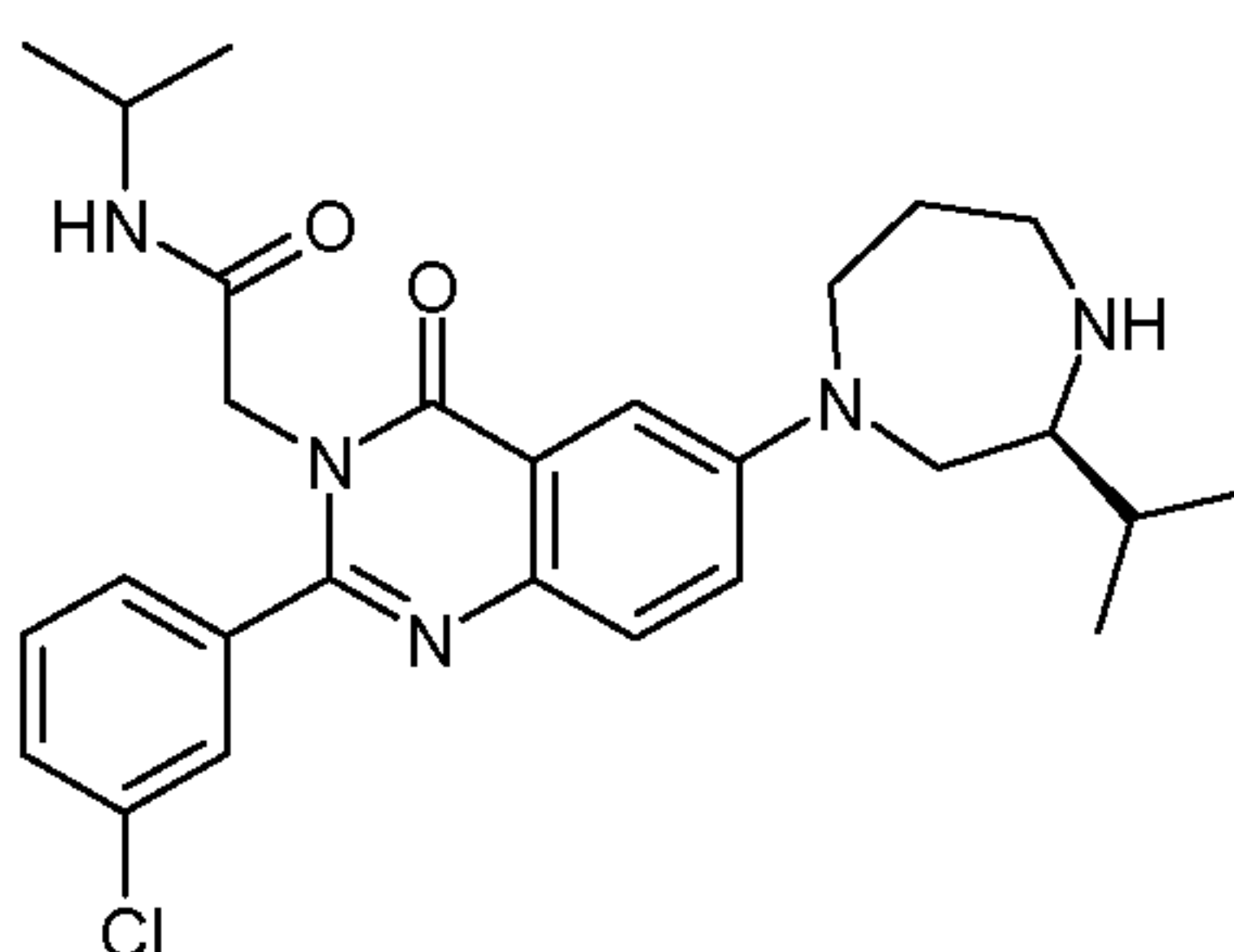
EXAMPLE 6Ad: 2-[2-(3-Chloro-4-fluorophenyl)-6-((S)-3-isopropylperhydro-1,4-diazepin-1-yl)-4-oxo-4H-quinazolin-3-yl]-N-isopropylacetamide

104



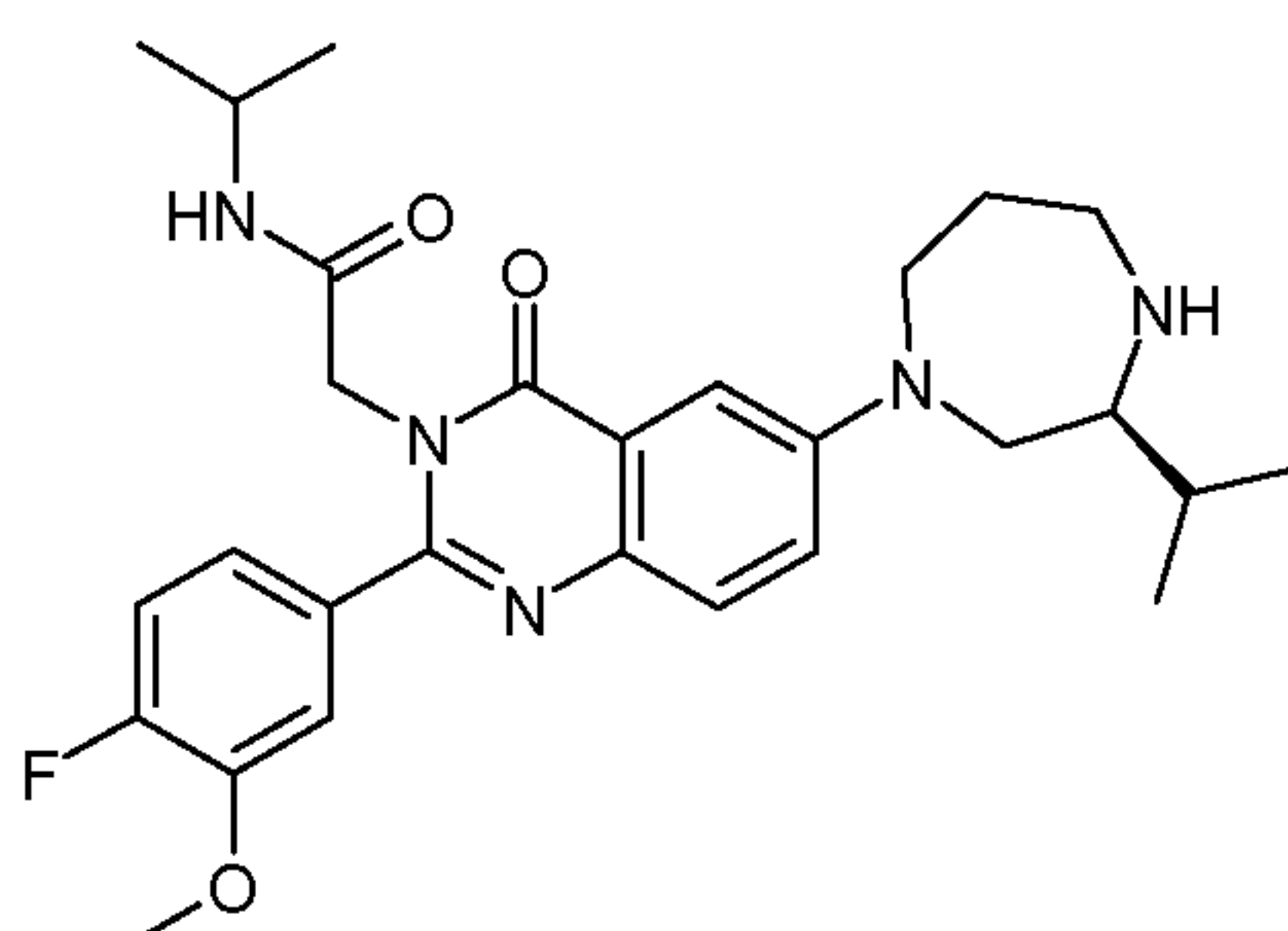
MS (ESI) m/z : 514/516 ($[M+H]^+$) (from INTERMEDIATE V.34).

EXAMPLE 6Ae: 2-[2-(3-Chlorophenyl)-6-((S)-3-isopropylperhydro-1,4-diazepin-1-yl)-4-oxo-4H-quinazolin-3-yl]-N-isopropylacetamide



MS (ESI) m/z : 496/498 ($[M+H]^+$) (from INTERMEDIATE V.34).

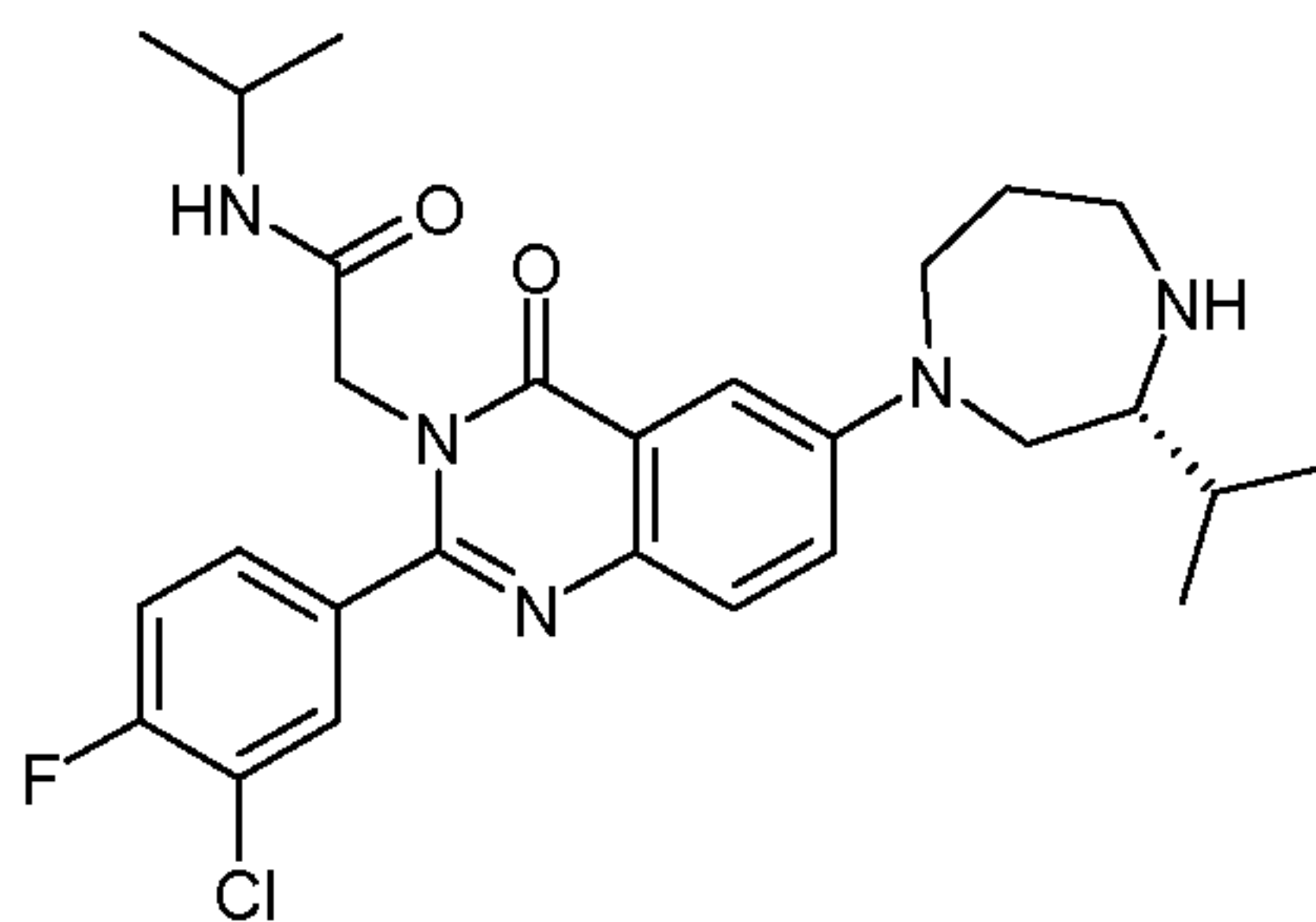
EXAMPLE 6Af: 2-[2-(4-Fluoro-3-methoxyphenyl)-6-((S)-3-isopropylperhydro-1,4-diazepin-1-yl)-4-oxo-4H-quinazolin-3-yl]-N-isopropylacetamide



MS (ESI) m/z : 510 ($[M+H]^+$) (from INTERMEDIATE V.34).

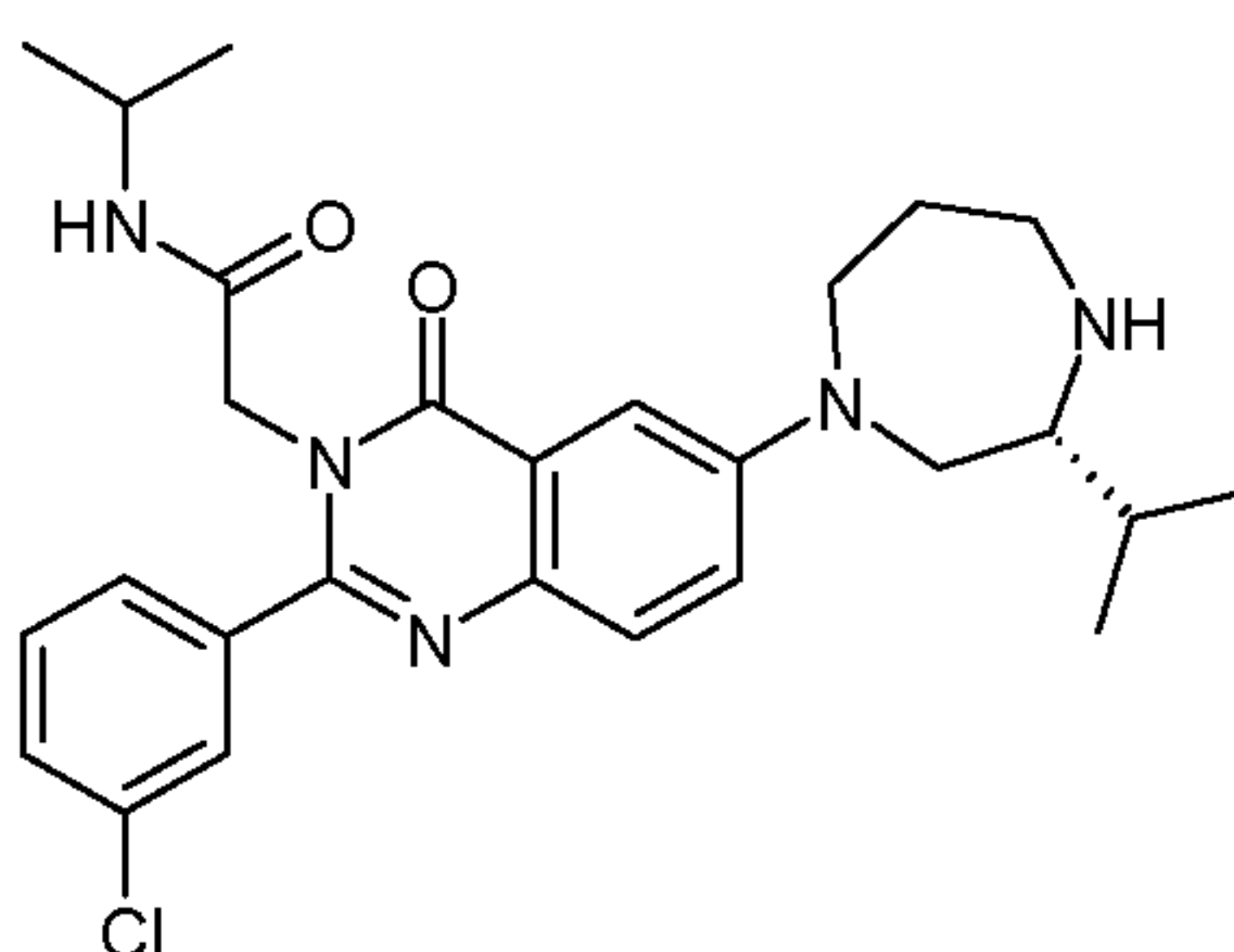
EXAMPLE 6Ag: 2-[2-(3-Chloro-4-fluorophenyl)-6-((R)-3-isopropylperhydro-1,4-diazepin-1-yl)-4-oxo-4H-quinazolin-3-yl]-N-isopropylacetamide

105



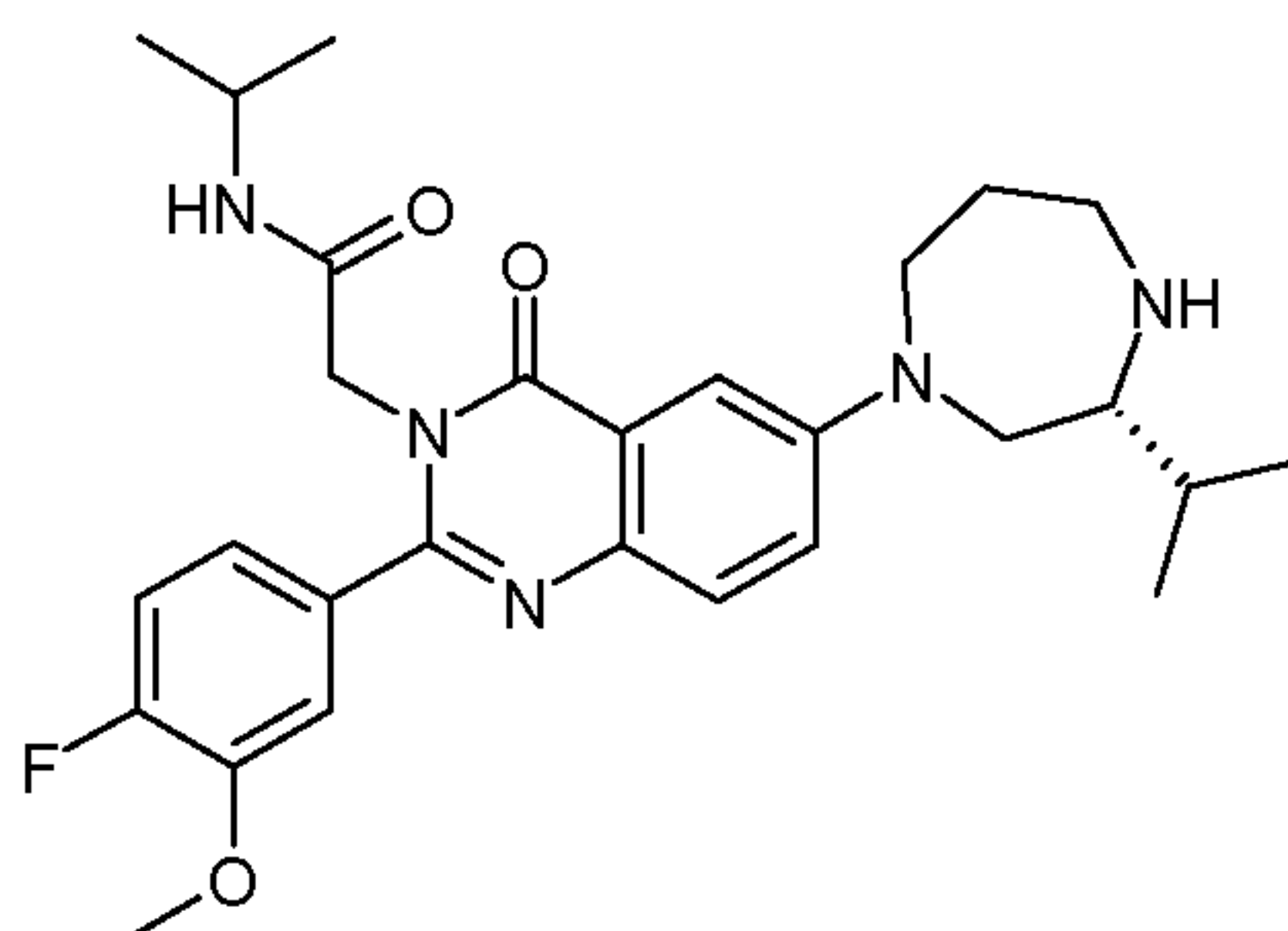
MS (ESI) m/z : 514/516 ($[M+H]^+$) (from INTERMEDIATE V.35).

EXAMPLE 6Ah: 2-[2-(3-Chlorophenyl)-6-((R)-3-isopropylperhydro-1,4-diazepin-1-yl)-4-oxo-4H-quinazolin-3-yl]-N-isopropylacetamide



MS (ESI) m/z : 496/498 ($[M+H]^+$) (from INTERMEDIATE V.35).

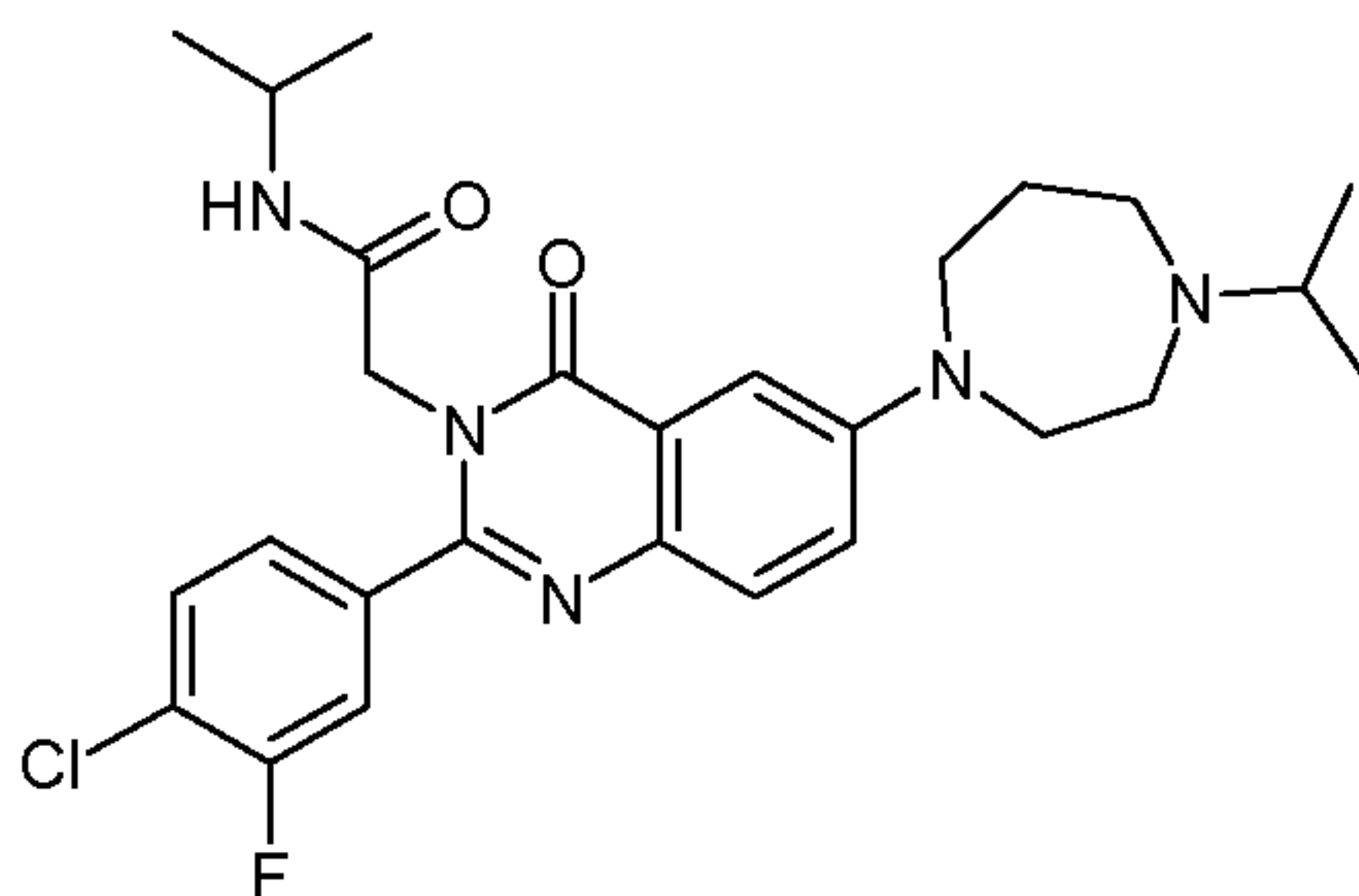
EXAMPLE 6Ai: 2-[2-(4-Fluoro-3-methoxyphenyl)-6-((R)-3-isopropylperhydro-1,4-diazepin-1-yl)-4-oxo-4H-quinazolin-3-yl]-N-isopropylacetamide



MS (ESI) m/z : 510 ($[M+H]^+$) (from INTERMEDIATE V.35).

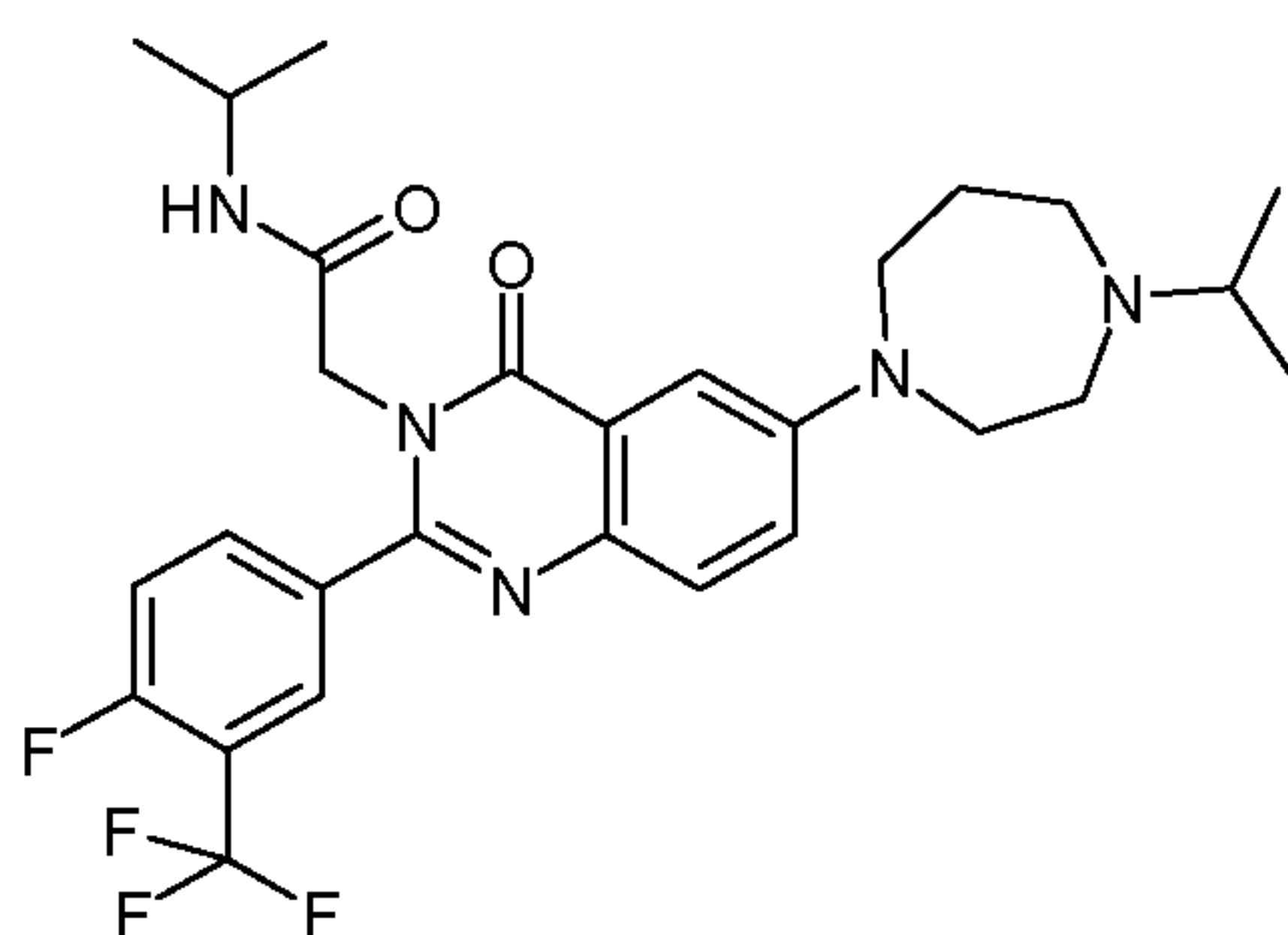
EXAMPLE 6Aj: 2-[2-(4-Chloro-3-fluorophenyl)-6-(4-isopropylperhydro-1,4-diazepin-1-yl)-4-oxo-4H-quinazolin-3-yl]-N-isopropylacetamide

106



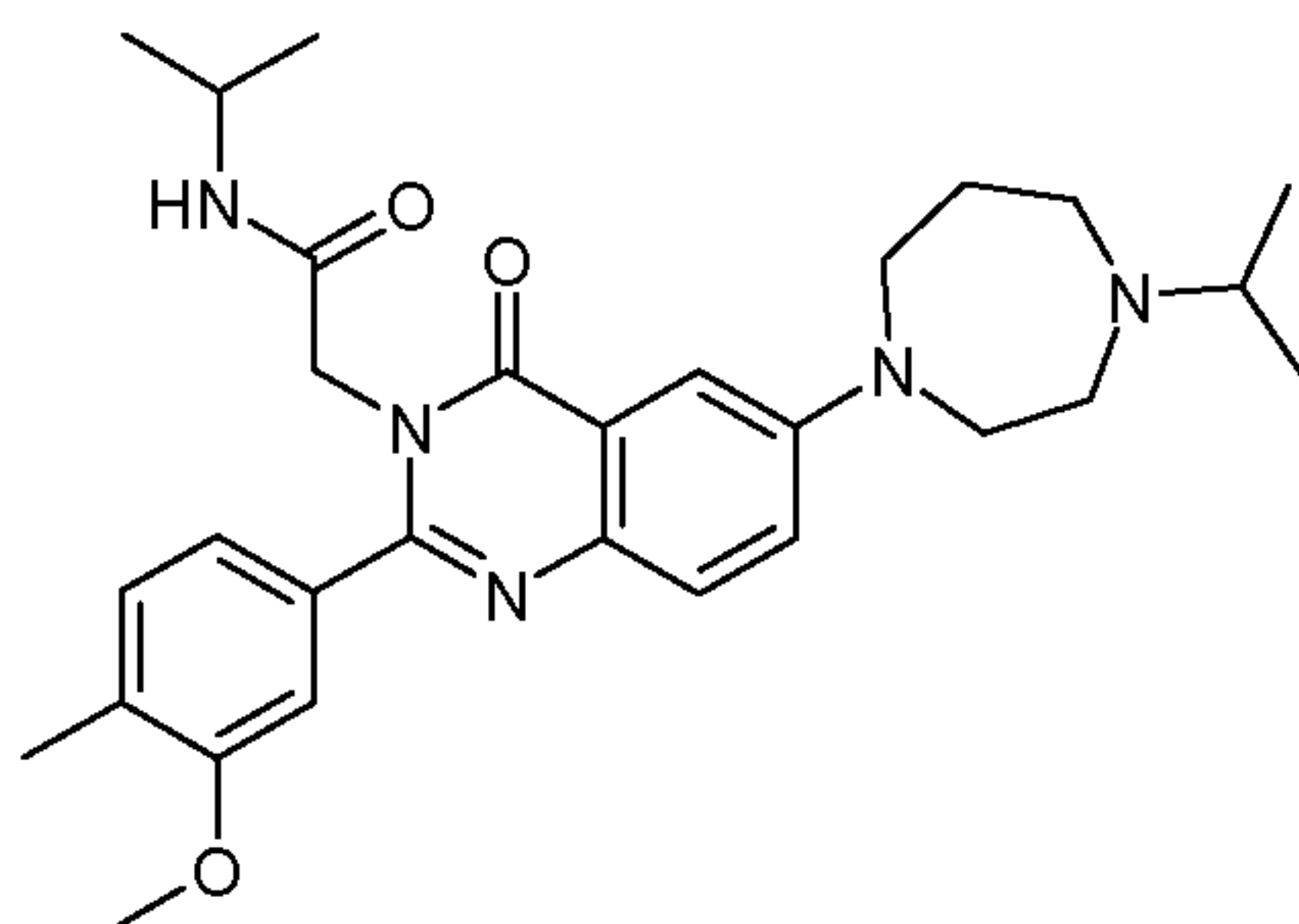
MS (ESI) m/z : 514/516 ($[M+H]^+$) (from INTERMEDIATE V.31).

EXAMPLE 6Ak: 2-[2-(4-Fluoro-3-trifluoromethylphenyl)-6-(4-isopropylperhydro-1,4-diazepin-1-yl)-4-oxo-4H-quinazolin-3-yl]-N-isopropylacetamide



MS (ESI) m/z : 548 ($[M+H]^+$) (from INTERMEDIATE V.31).

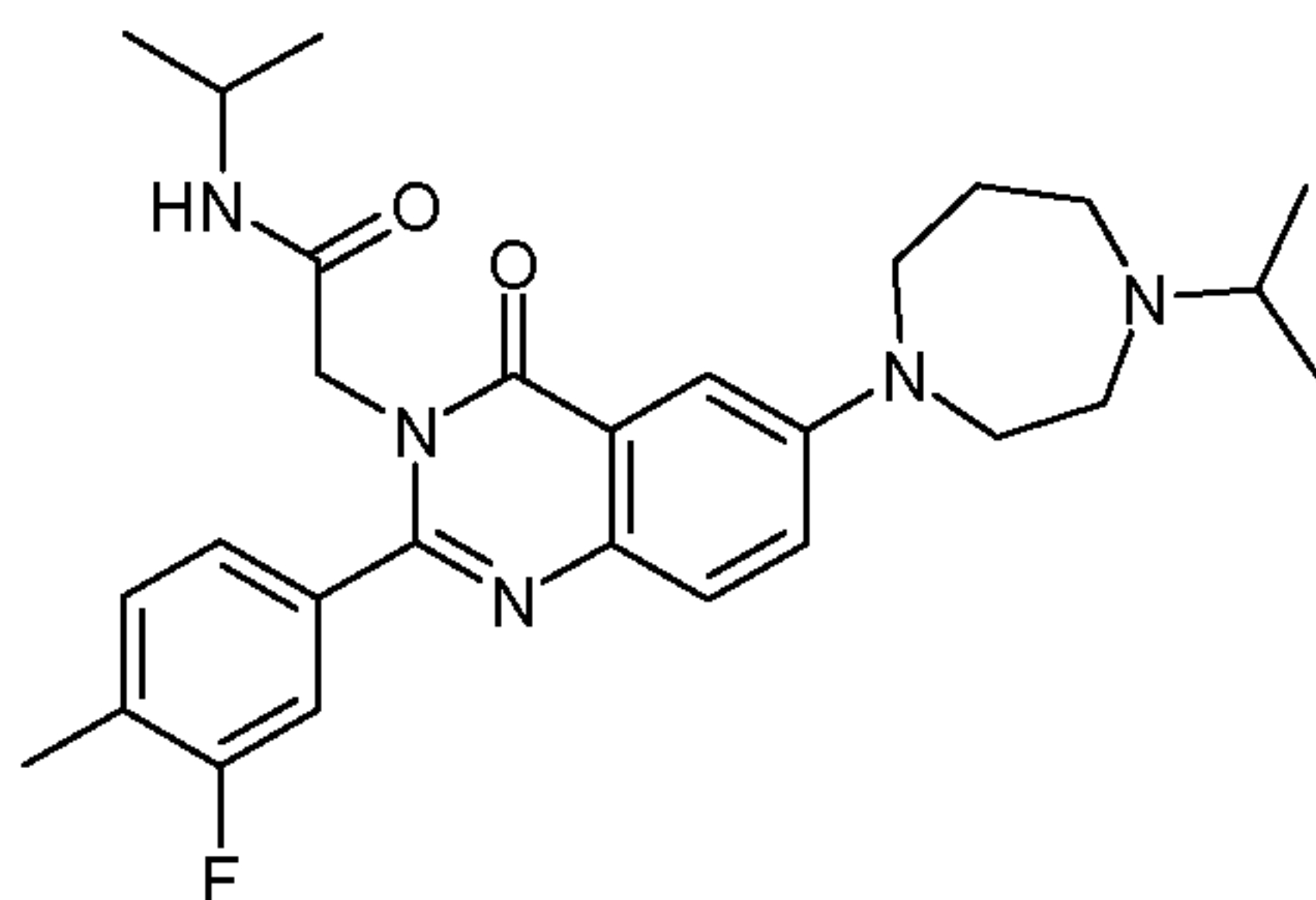
EXAMPLE 6Al: N-Isopropyl-2-[6-(4-isopropylperhydro-1,4-diazepin-1-yl)-2-(3-methoxy-4-methylphenyl)-4-oxo-4H-quinazolin-3-yl]acetamide



MS (ESI) m/z : 506 ($[M+H]^+$) (from INTERMEDIATE V.31).

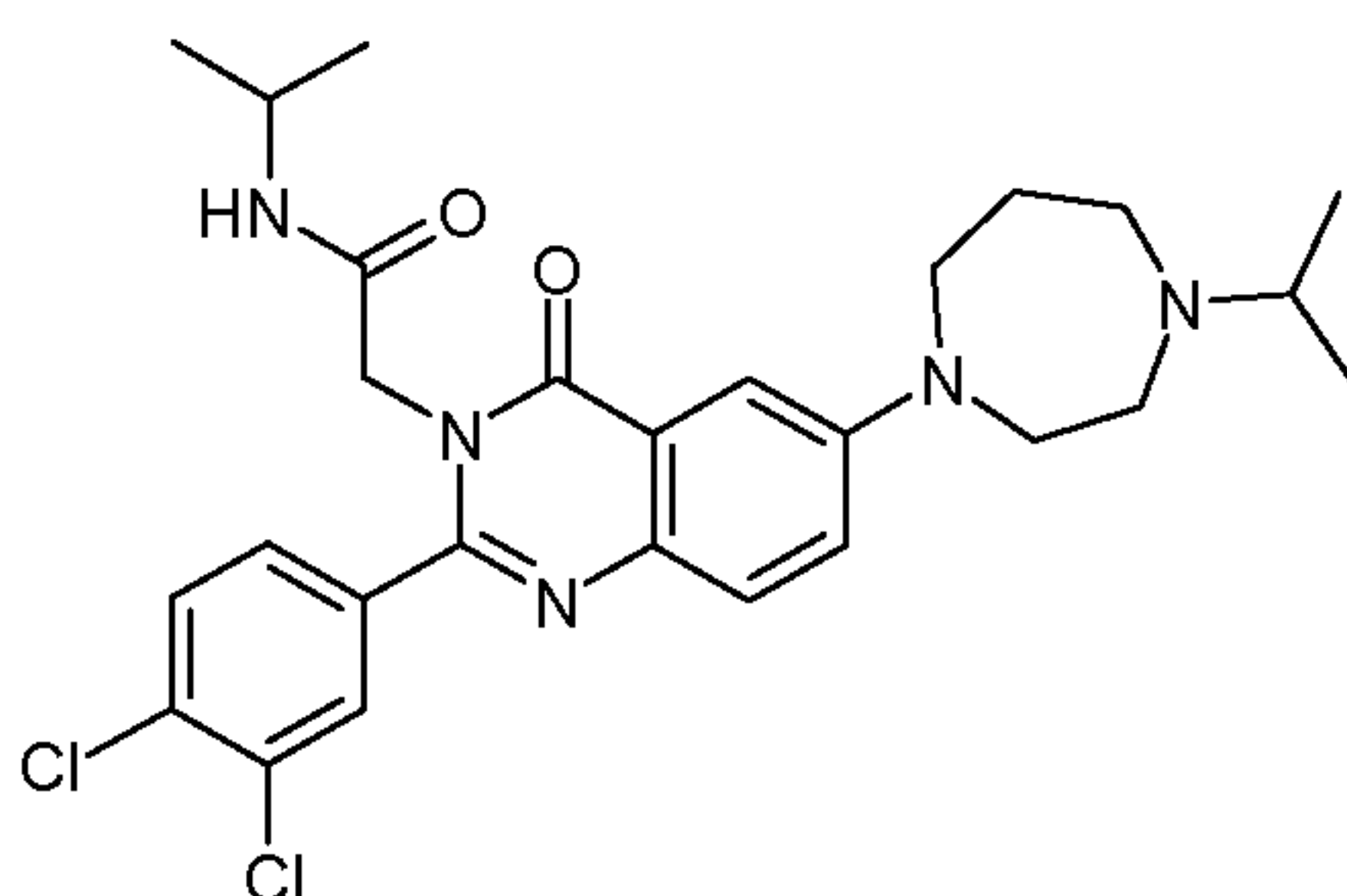
EXAMPLE 6Am: 2-[2-(3-Fluoro-4-methylphenyl)-6-(4-isopropylperhydro-1,4-diazepin-1-yl)-4-oxo-4H-quinazolin-3-yl]-N-isopropylacetamide

107



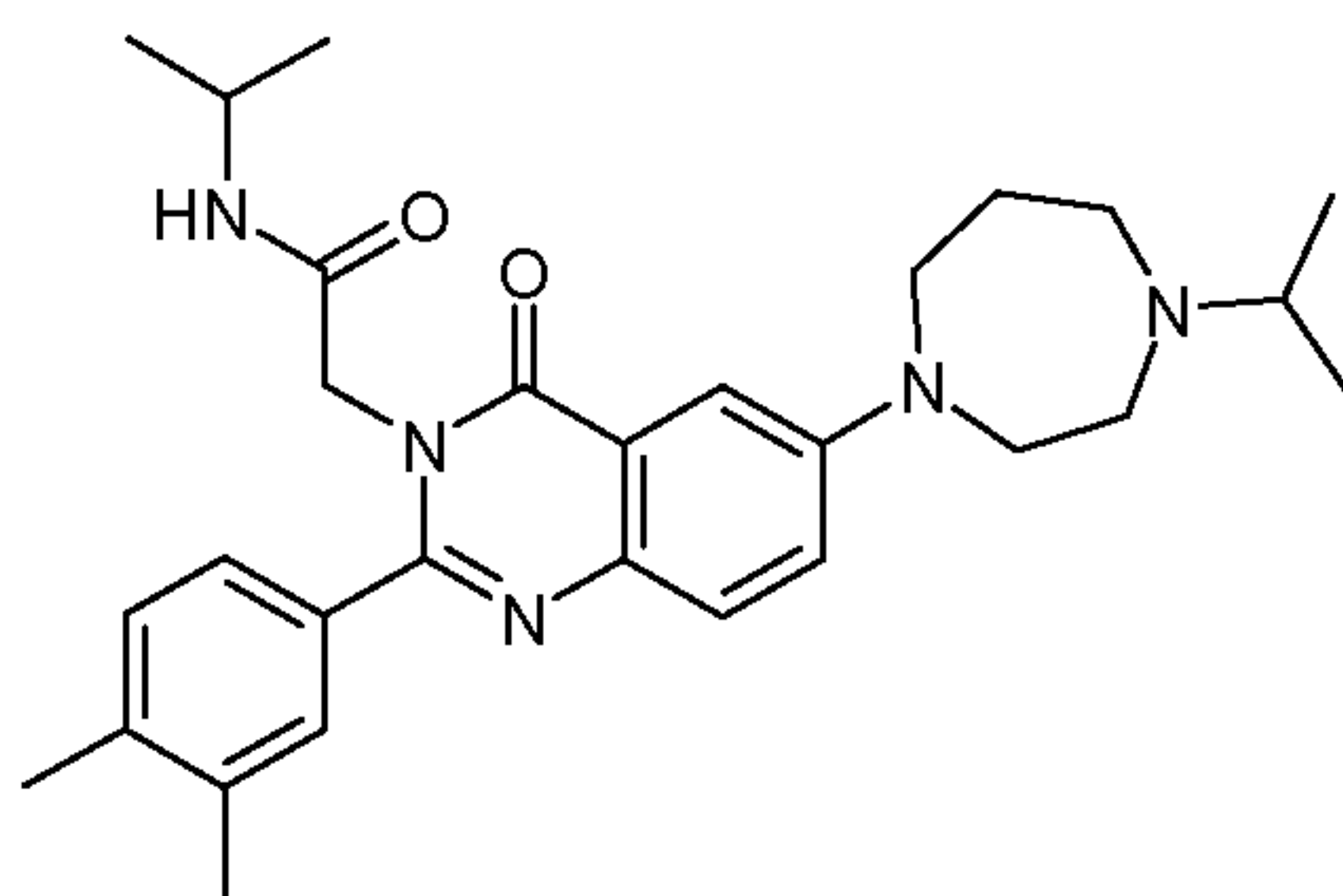
MS (ESI) m/z : 494 ($[M+H]^+$) (from INTERMEDIATE V.31).

EXAMPLE 6An: 2-[2-(3,4-Dichlorophenyl)-6-(4-isopropylperhydro-1,4-diazepin-1-yl)-4-oxo-4H-quinazolin-3-yl]-N-isopropylacetamide



MS (ESI) m/z : 530/532/534 ($[M+H]^+$) (from INTERMEDIATE V.31).

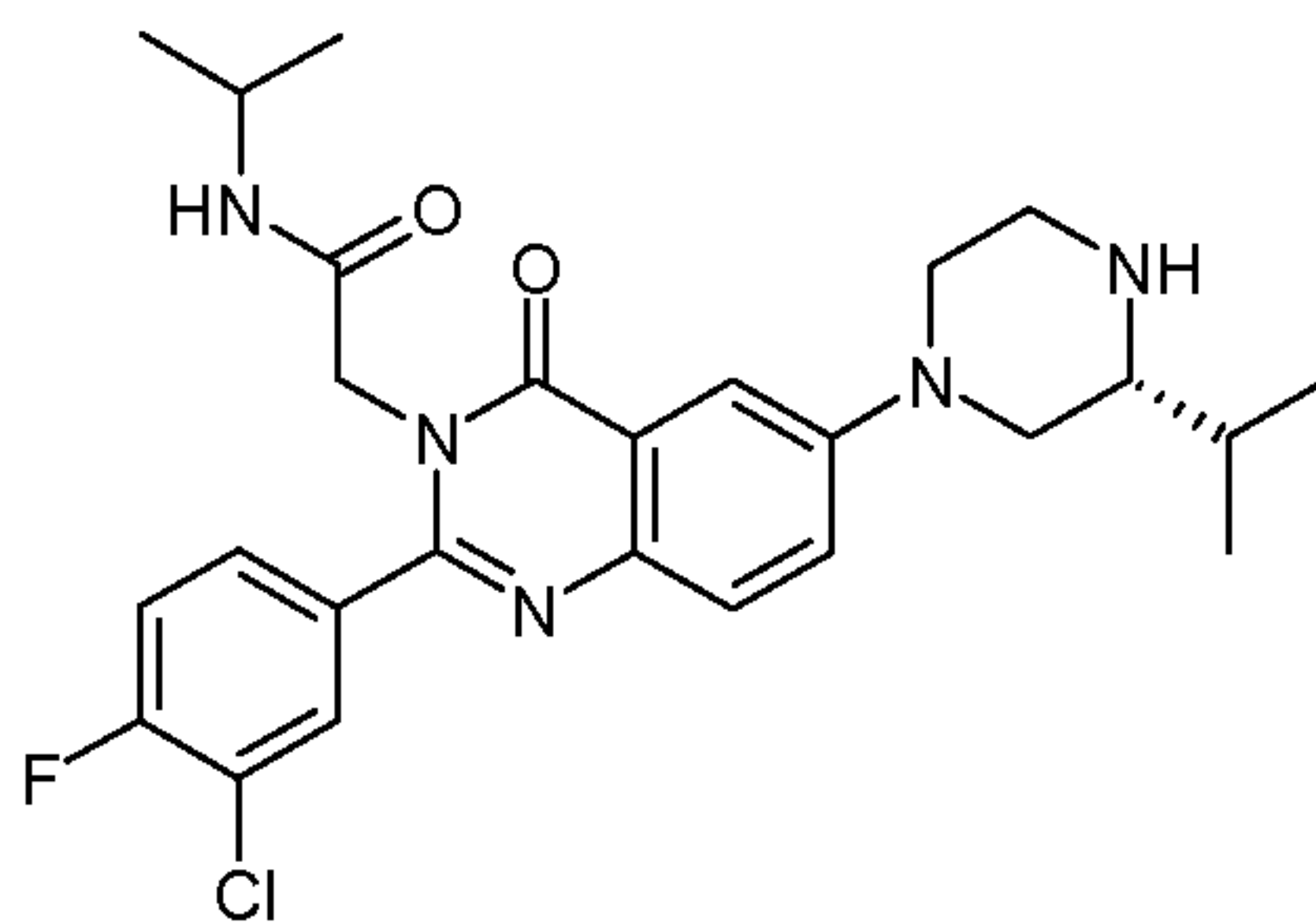
EXAMPLE 6Ao: 2-[2-(3,4-Dimethylphenyl)-6-(4-isopropylperhydro-1,4-diazepin-1-yl)-4-oxo-4H-quinazolin-3-yl]-N-isopropylacetamide



MS (ESI) m/z : 490 ($[M+H]^+$) (from INTERMEDIATE V.31).

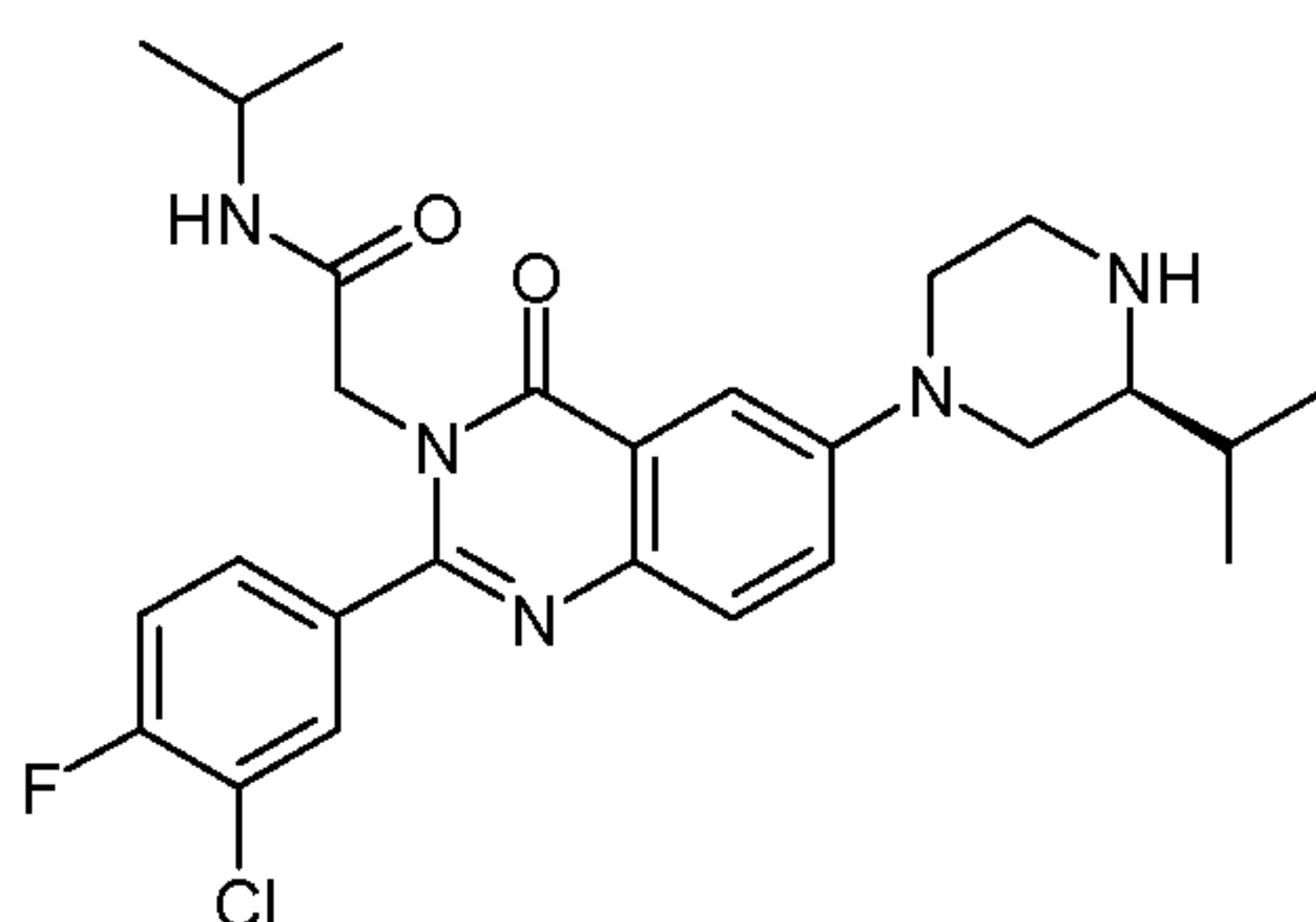
EXAMPLE 6Ap: 2-[2-(3-Chloro-4-fluorophenyl)-6-((R)-3-isopropylpiperazin-1-yl)-4-oxo-4H-quinazolin-3-yl]-N-isopropylacetamide

108



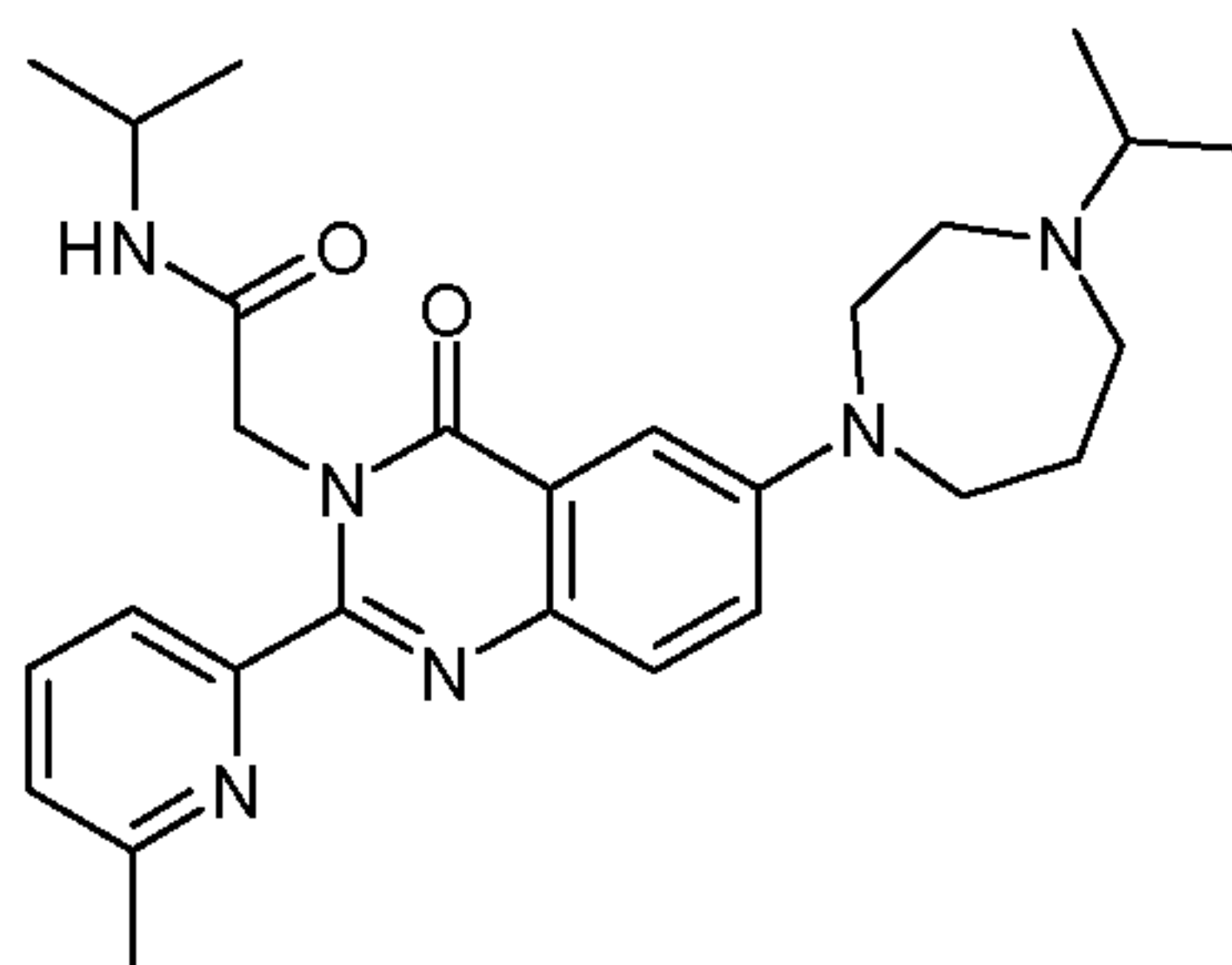
MS (ESI) m/z : 500/502 ($[M+H]^+$) (from INTERMEDIATE V.36).

EXAMPLE 6Aq: 2-[2-(3-Chloro-4-fluorophenyl)-6-((S)-3-isopropylpiperazin-1-yl)-4-oxo-4H-quinazolin-3-yl]-N-isopropylacetamide



MS (ESI) m/z : 500/502 ($[M+H]^+$) (from INTERMEDIATE V.37).

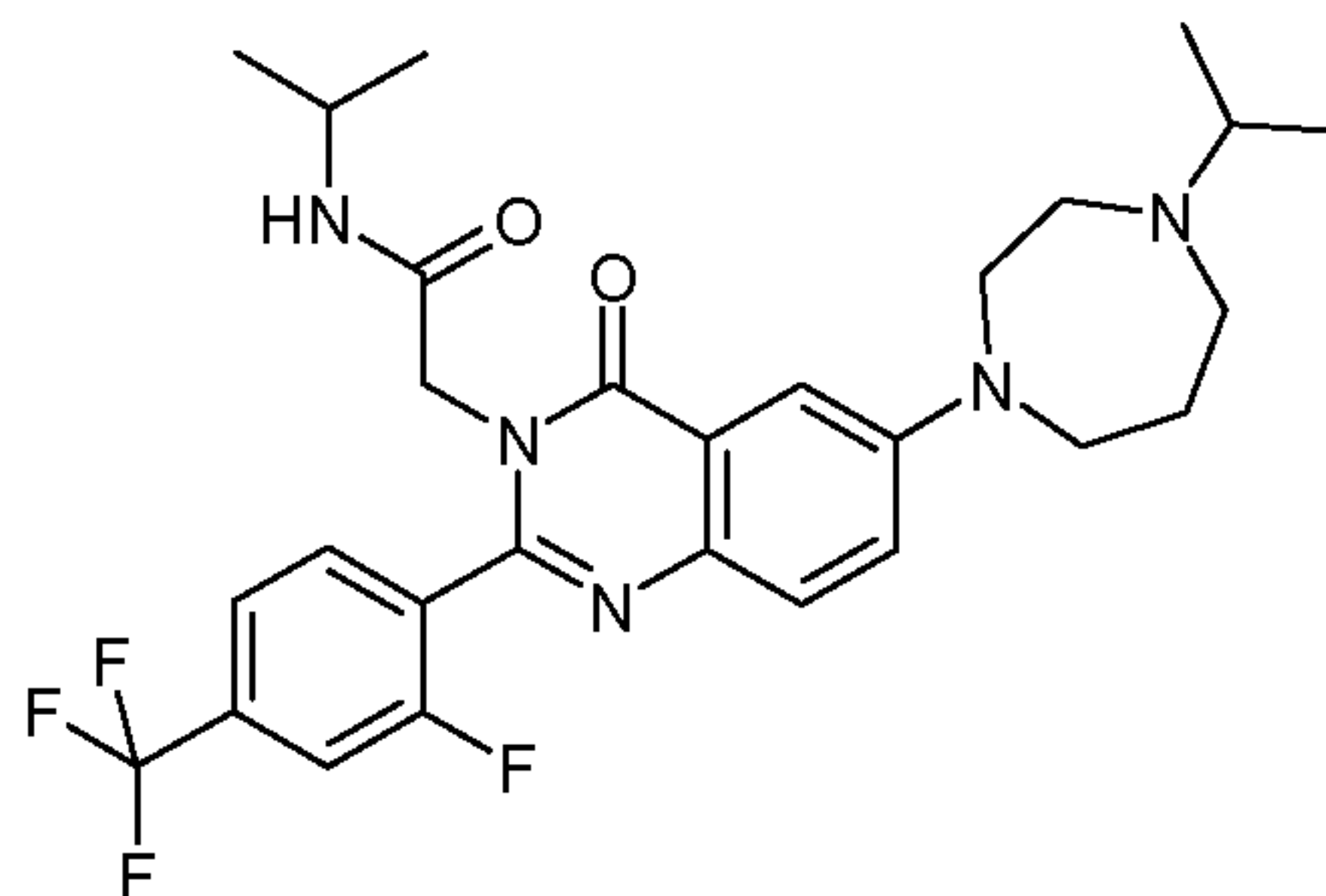
EXAMPLE 6Ar: N-Isopropyl-2-[6-(4-isopropylperhydro-1,4-diazepin-1-yl)-2-(6-methylpyridin-2-yl)-4-oxo-4H-quinazolin-3-yl]acetamide



MS (ESI) m/z : 477 ($[M+H]^+$) (from INTERMEDIATE V.31).

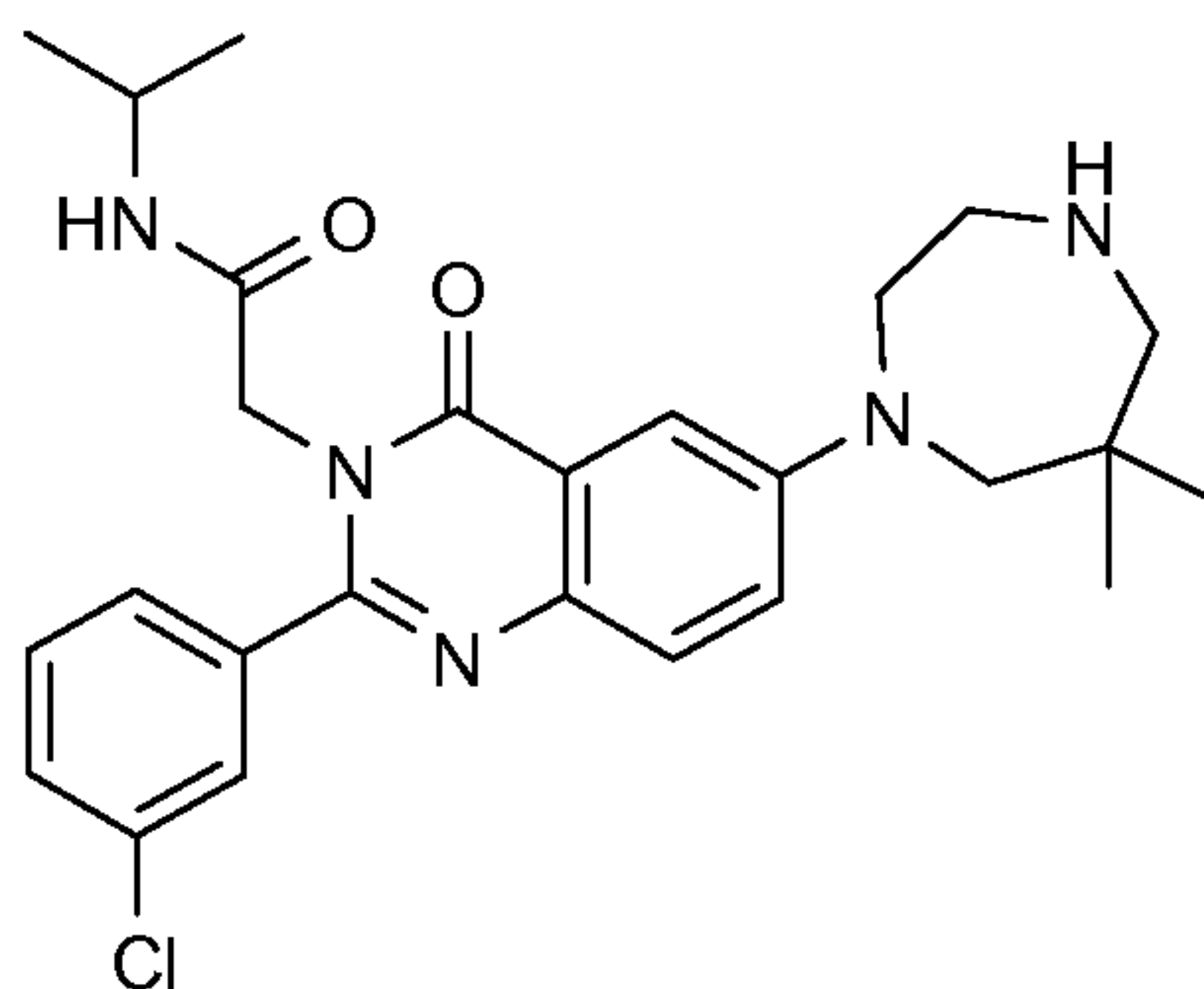
EXAMPLE 6As: 2-[2-(2-Fluoro-4-trifluoromethylphenyl)-6-(4-isopropylperhydro-1,4-diazepin-1-yl)-4-oxo-4H-quinazolin-3-yl]-N-isopropylacetamide

109



MS (ESI) m/z : 548 ($[M+H]^+$) (from INTERMEDIATE V.31).

EXAMPLE 6At: 2-[2-(3-Chlorophenyl)-6-(6,6-dimethylperhydro-1,4-diazepin-1-yl)-4-oxo-4H-quinazolin-3-yl]-N-isopropylacetamide

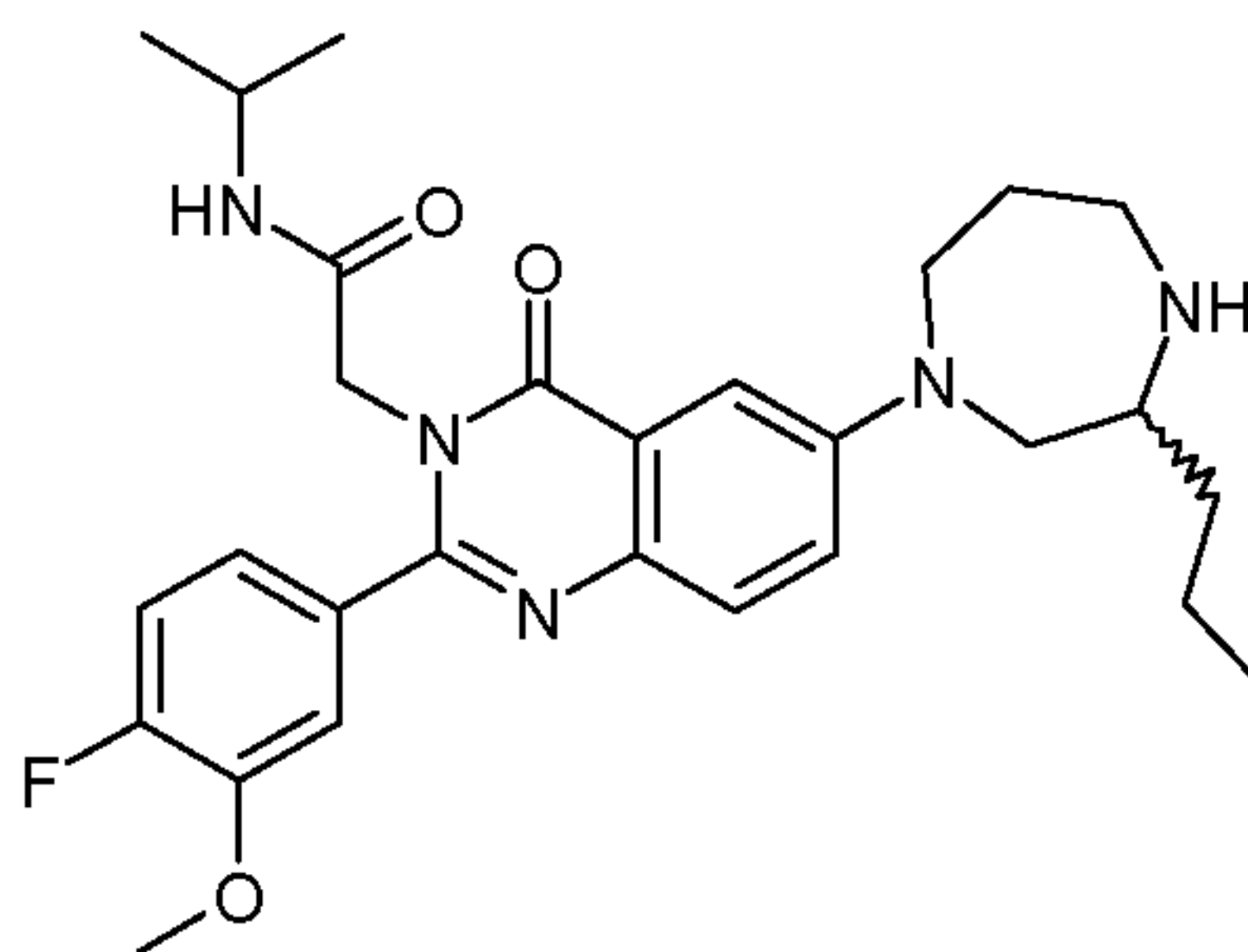


2-Amino-5-(6,6-dimethyl-1,4-diazepan-1-yl)-N-(2-(isopropylamino)-2-oxoethyl)benzamide (INTERMEDIATE V.54) (110 mg, 0.304 mmol), 3-chlorobenzaldehyde (58 mg, 0.365 mmol) and acetic acid (10 mg, 0.0003 mmol) were dissolved in ethanol (3 mL) and stirred at 90 °C for 16 h. The reaction mixture was evaporated to dryness, crude product dissolved in DCM (3 mL) and 4,5-dichloro-3,6-dioxocyclohexa-1,4-diene-1,2-dicarbonitrile (138 mg, 0.609 mmol) added. The reaction mixture was stirred at room temperature for 4 h. The crude mixture was dissolved in MeOH and purified by SCX eluting with 2N NH_3 /MeOH. Solvent was evaporated under reduced pressure and the crude material purified by chromatography on silica gel with a gradient of DCM to DCM:MeOH (3:1, v/v) as eluent. This afforded 2-[2-(3-chlorophenyl)-6-(6,6-dimethylperhydro-1,4-diazepin-1-yl)-4-oxo-4H-quinazolin-3-yl]-N-isopropylacetamide (EXAMPLE 6At) (17 mg, 0.034 mmol, 11%).

Data for 2-[2-(3-chlorophenyl)-6-(6,6-dimethylperhydro-1,4-diazepin-1-yl)-4-oxo-4H-quinazolin-3-yl]-N-isopropylacetamide (EXAMPLE 6At): MS (ESI) m/z : 482/484 ($[M+H]^+$).

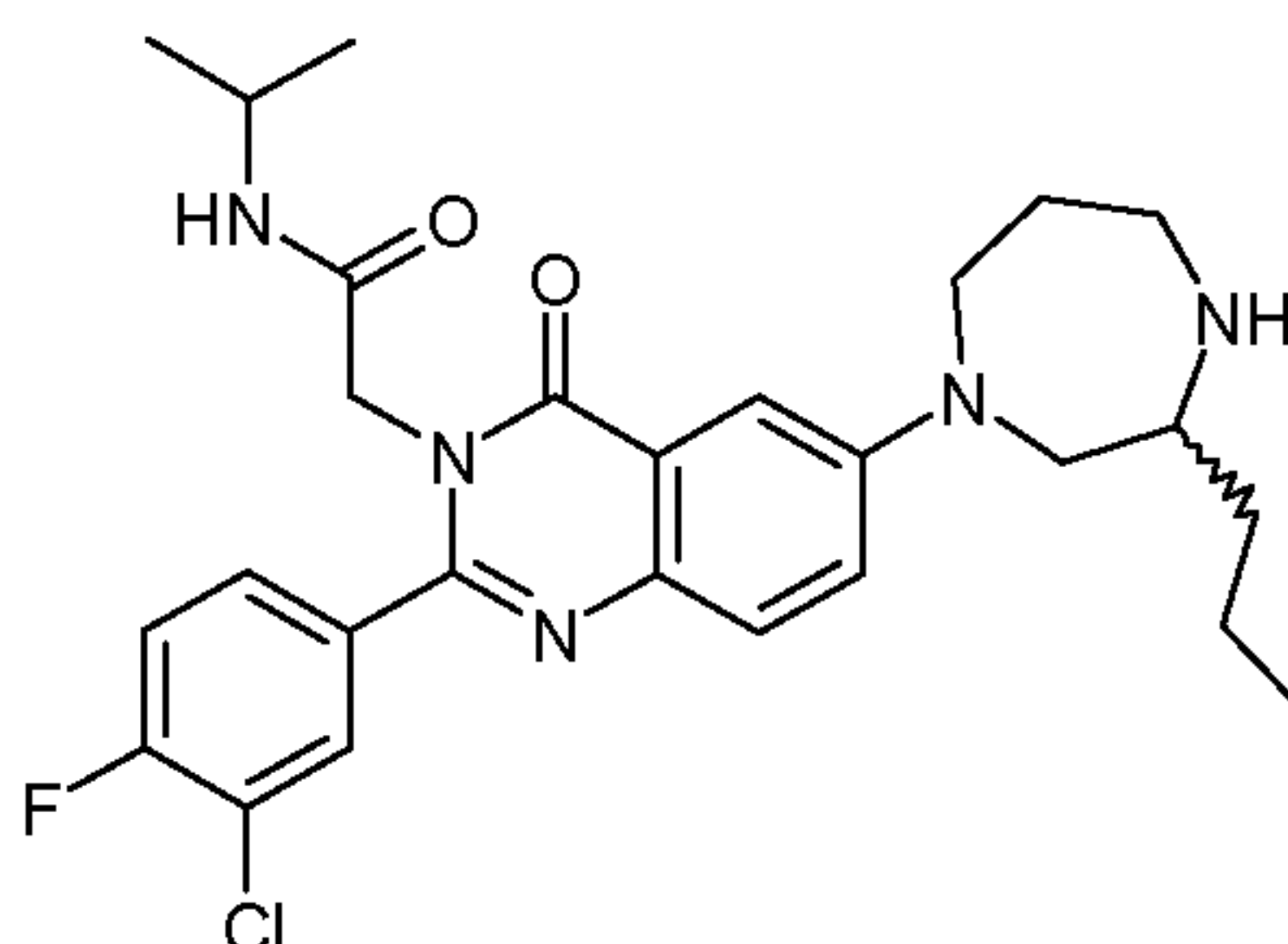
EXAMPLE 6Au: 2-[2-(4-Fluoro-3-methoxyphenyl)-4-oxo-6-(3-propylperhydro-1,4-diazepin-1-yl)-4H-quinazolin-3-yl]-N-isopropylacetamide

110



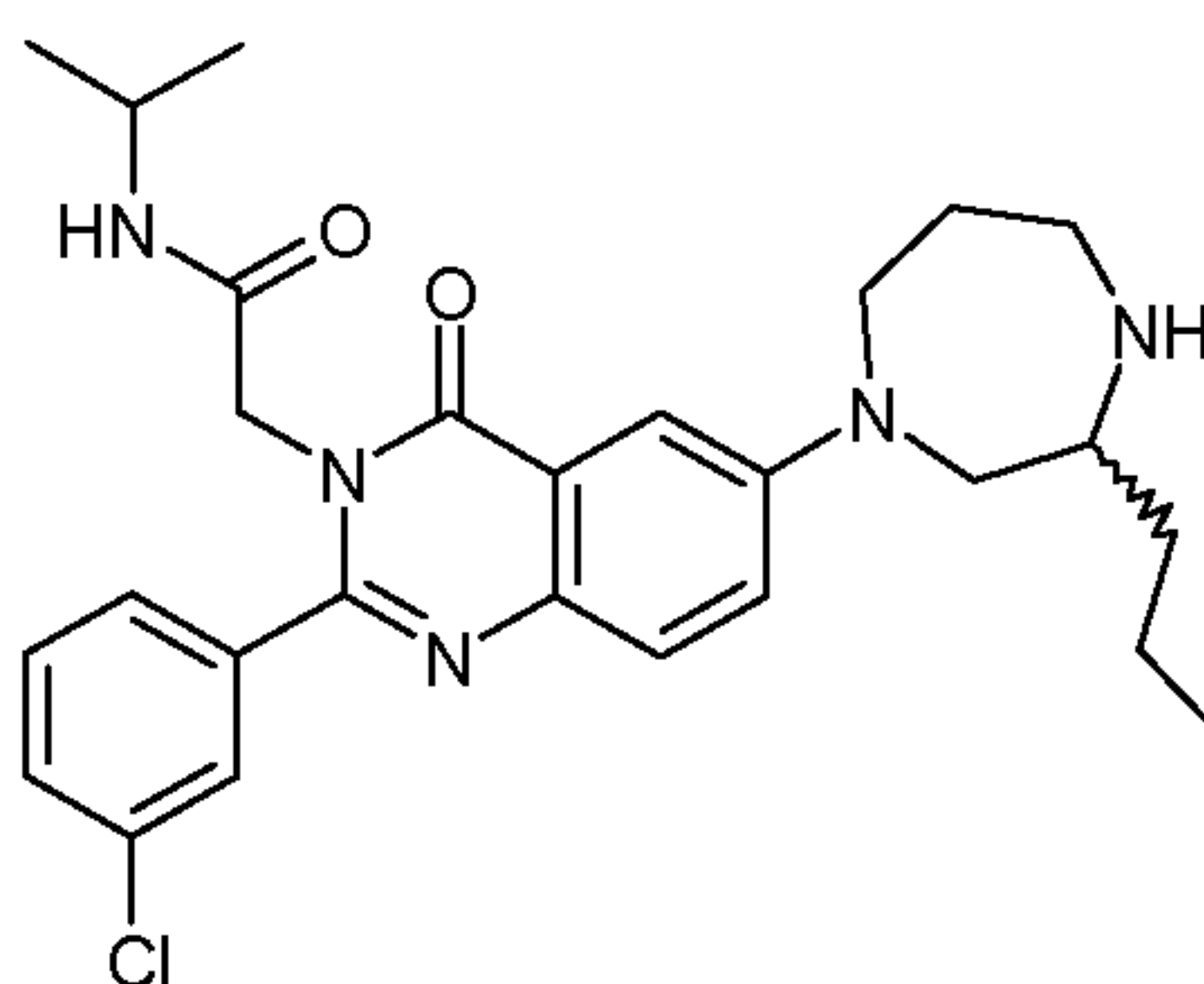
MS (ESI) m/z : 510 ($[M+H]^+$) (from INTERMEDIATE V.32).

EXAMPLE 6Av: 2-[2-(3-Chloro-4-fluorophenyl)-4-oxo-6-(3-propylperhydro-1,4-diazepin-1-yl)-4H-quinazolin-3-yl]-N-isopropylacetamide



MS (ESI) m/z : 514/516 ($[M+H]^+$) (from INTERMEDIATE V.32).

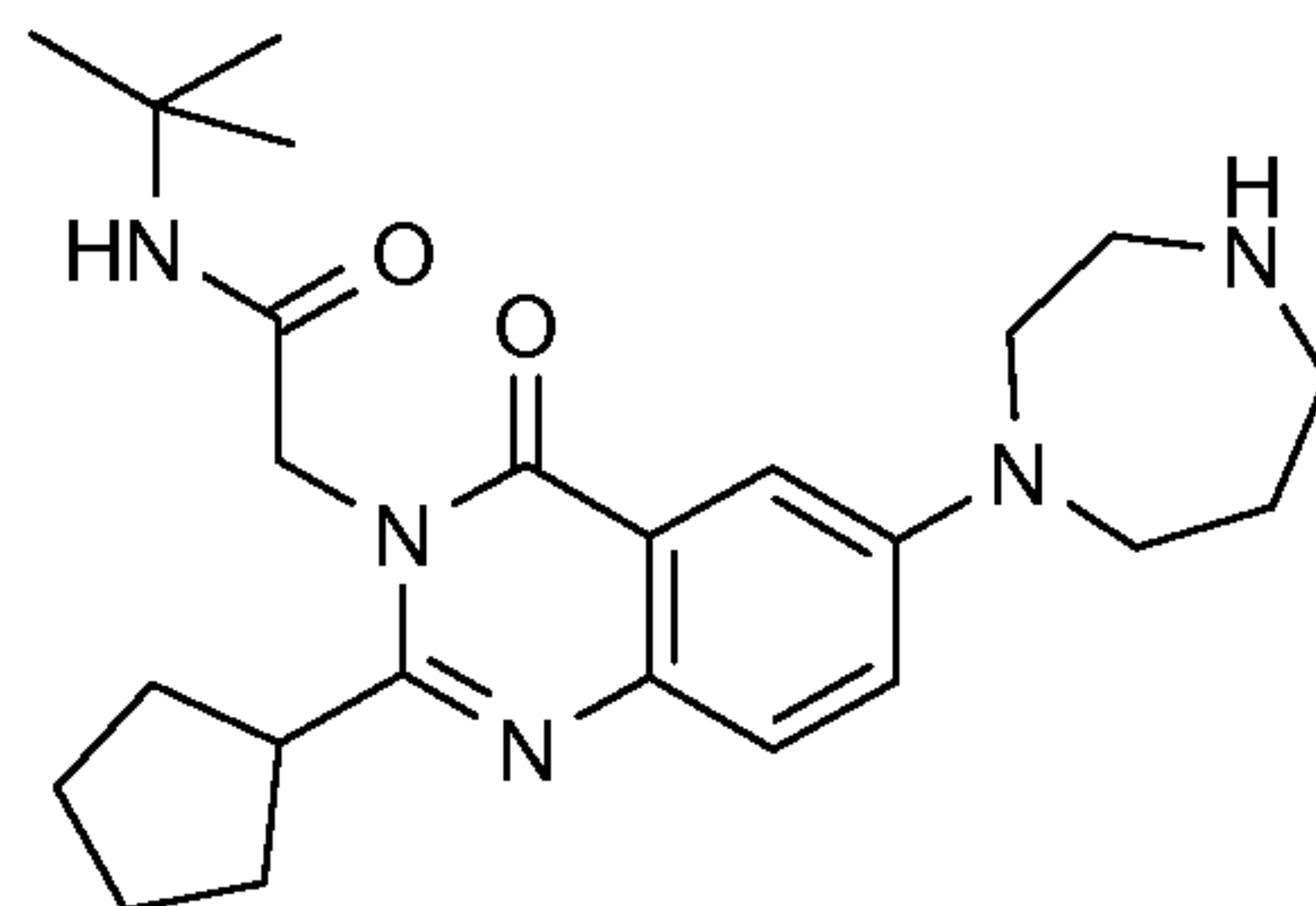
EXAMPLE 6Aw: 2-[2-(3-Chlorophenyl)-4-oxo-6-(3-propylperhydro-1,4-diazepin-1-yl)-4H-quinazolin-3-yl]-N-isopropylacetamide



MS (ESI) m/z : 496/498 ($[M+H]^+$) (from INTERMEDIATE V.32).

EXAMPLE 7a: N-tert-Butyl-2-(2-cyclopentyl-4-oxo-6-perhydro-1,4-diazepin-1-yl)-4H-quinazolin-3-yl-acetamide

111

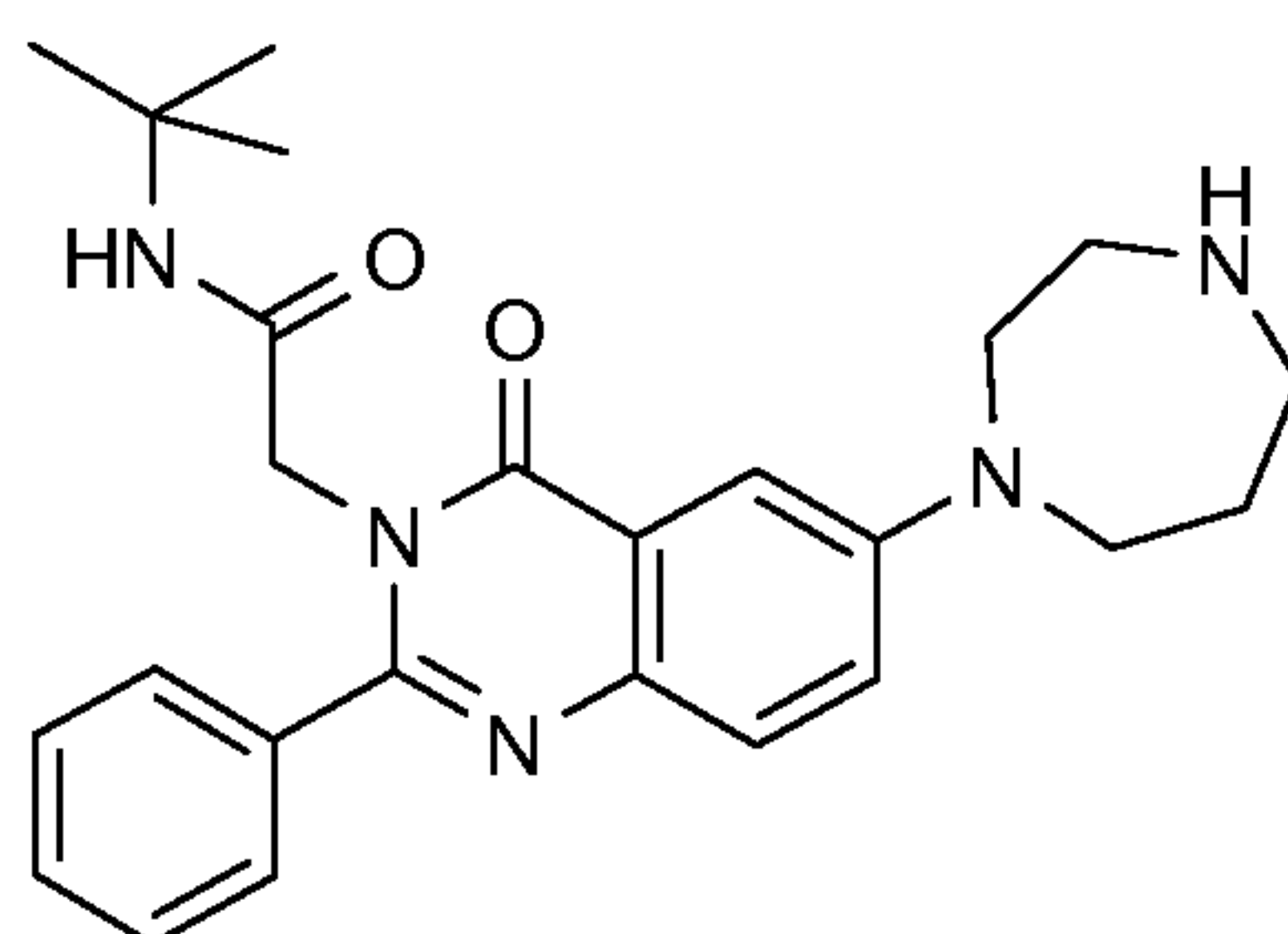


Pyridine (21 mg, 0.022 mL, 0.268 mmol) and cyclopentanecarbonyl chloride (30 mg, 0.223 mmol) were added to an ice-water cooled solution of 4-{4-amino-3-[(*tert*-butylcarbamoylmethyl)carbamoyl]phenyl}perhydro-1,4-diazepine-1-carboxylic acid *tert*-butyl ester (INTERMEDIATE V.38) (100 mg, 0.223 mmol) in THF (1 mL) and the reaction mixture stirred for 15 min. Solvent was removed *in vacuo* and the residue partitioned between DCM (10 mL) and water (10 mL). The organic phase was dried (Na_2SO_4) and concentrated *in vacuo*. The crude material was dissolved in 1,2-dichloroethane (5 mL) and triethylamine (1.04 g, 1.39 mL, 10.28 mmol) and trimethylsilyl chloride (364 mg, 0.428 mL, 3.35 mmol) added. The reaction mixture was heated at reflux temperature for 3 h. The reaction mixture was diluted with EtOAc (10 mL), washed with 1M HCl (aq.) and sodium bicarbonate (aq.) solution. The organic phase was dried (MgSO_4) and solvent removed *in vacuo*. Crude product was purified by chromatography on silica gel with a gradient of DCM to DCM:EtOAc (1:4, v/v) as eluent. The product was dissolved in DCM (5 mL), TFA (0.5 mL) added and the reaction stirred at room temperature for 2 h. The solution was poured directly onto an SCX cartridge and product eluted with 2N NH_3/MeOH . Solvent was removed under reduced pressure to afford *N-tert-butyl-2-(2-cyclopentyl-4-oxo-6-perhydro-1,4-diazepin-1-yl)-4H-quinazolin-3-yl-acetamide* (EXAMPLE 7a) (35 mg, 0.082 mmol, 37%).

Data for *N-tert-butyl-2-(2-cyclopentyl-4-oxo-6-perhydro-1,4-diazepin-1-yl)-4H-quinazolin-3-yl-acetamide* (EXAMPLE 7a): MS (ESI) m/z : 426 ($[\text{M}+\text{H}]^+$).

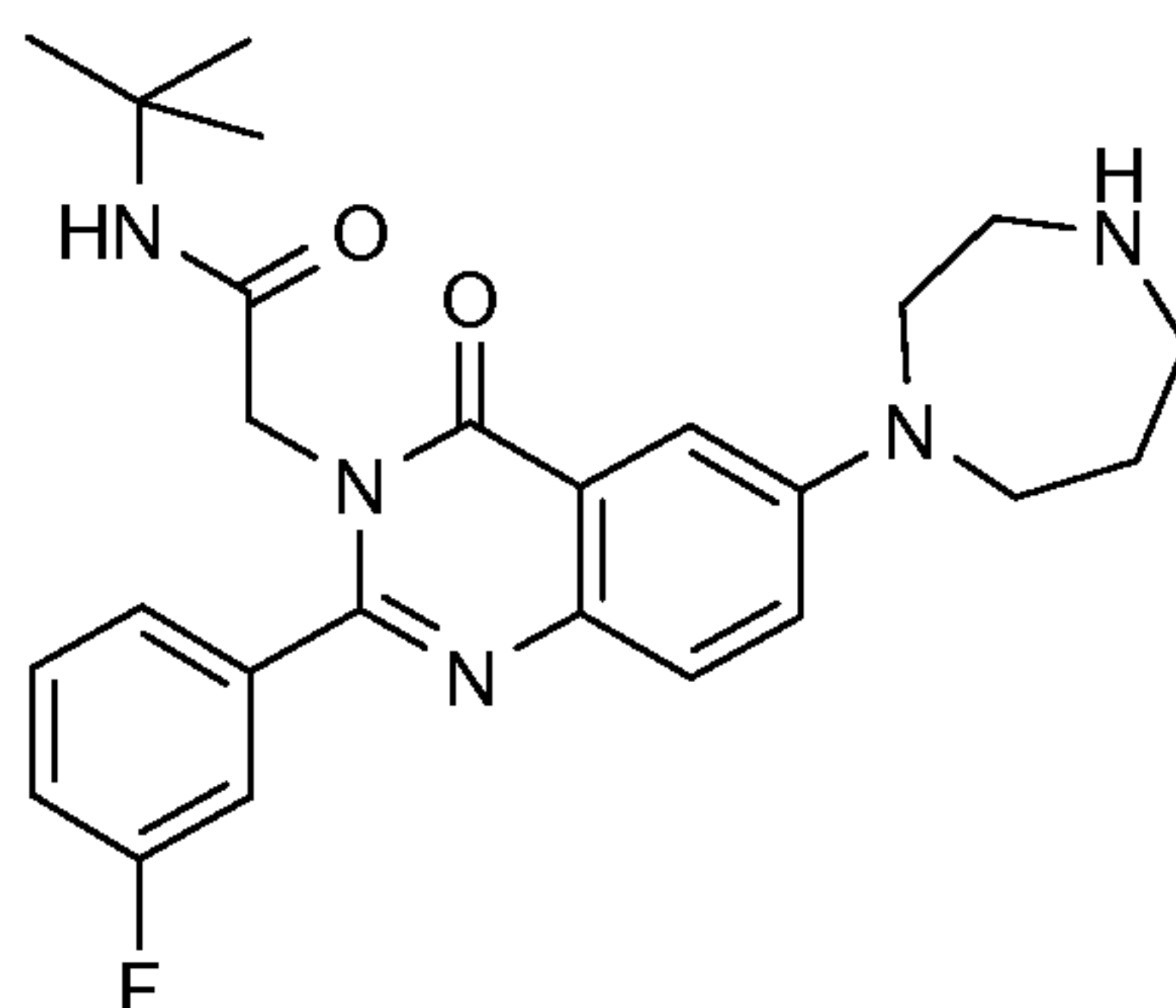
Similarly prepared from INTERMEDIATES V were:

EXAMPLE 7b: *N-tert-Butyl-2-(4-oxo-6-perhydro-1,4-diazepin-1-yl)-2-phenyl-4H-quinazolin-3-yl)acetamide*



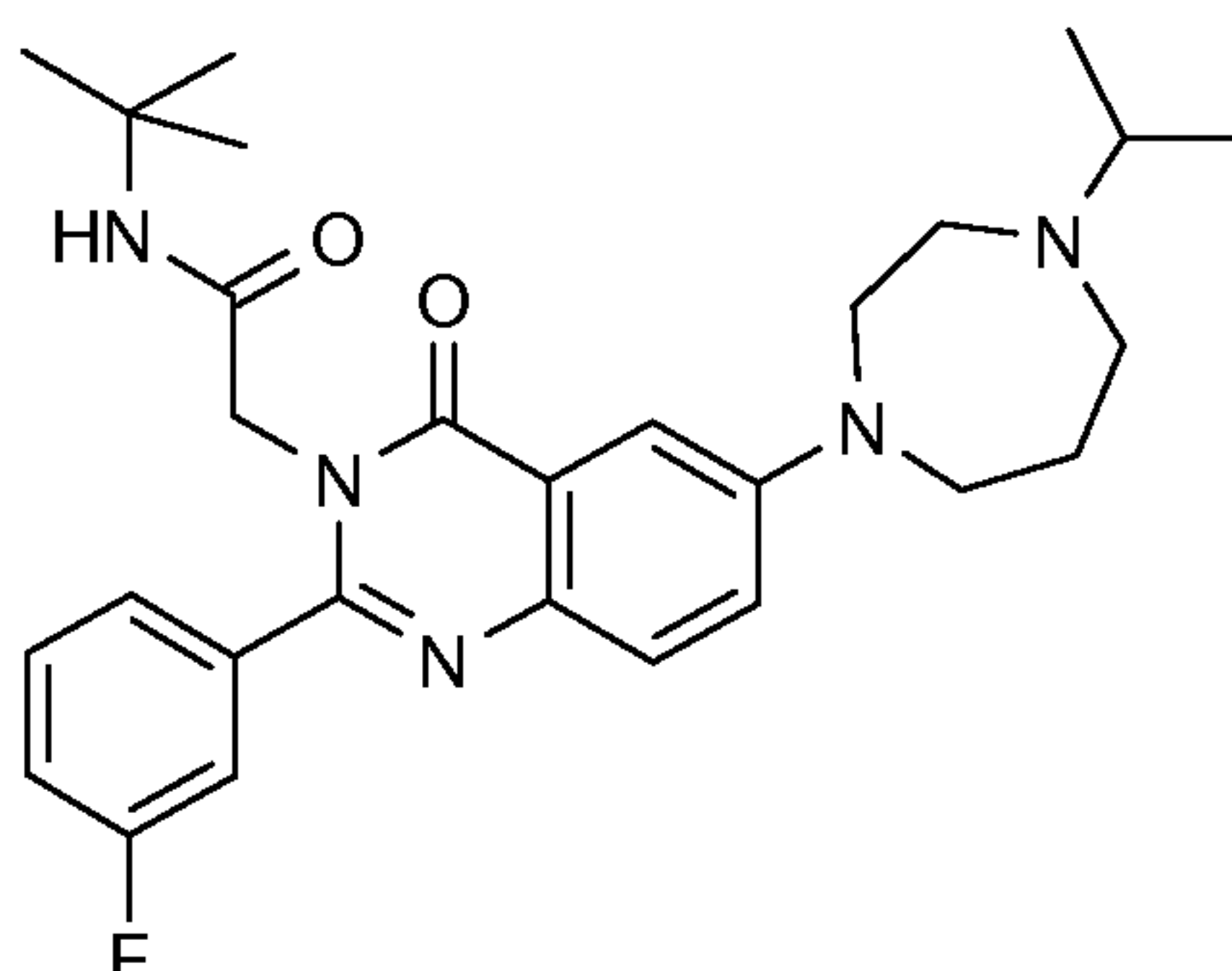
MS (ESI) m/z : 434 ($[M+H]^+$) (from INTERMEDIATE V.38).

EXAMPLE 7c: *N-tert-Butyl-2-[2-(3-fluorophenyl)-4-oxo-6-perhydro-1,4-diazepin-1-yl]-4H-quinazolin-3-yl]acetamide*



MS (ESI) m/z : 452 ($[M+H]^+$) (from INTERMEDIATE V.38).

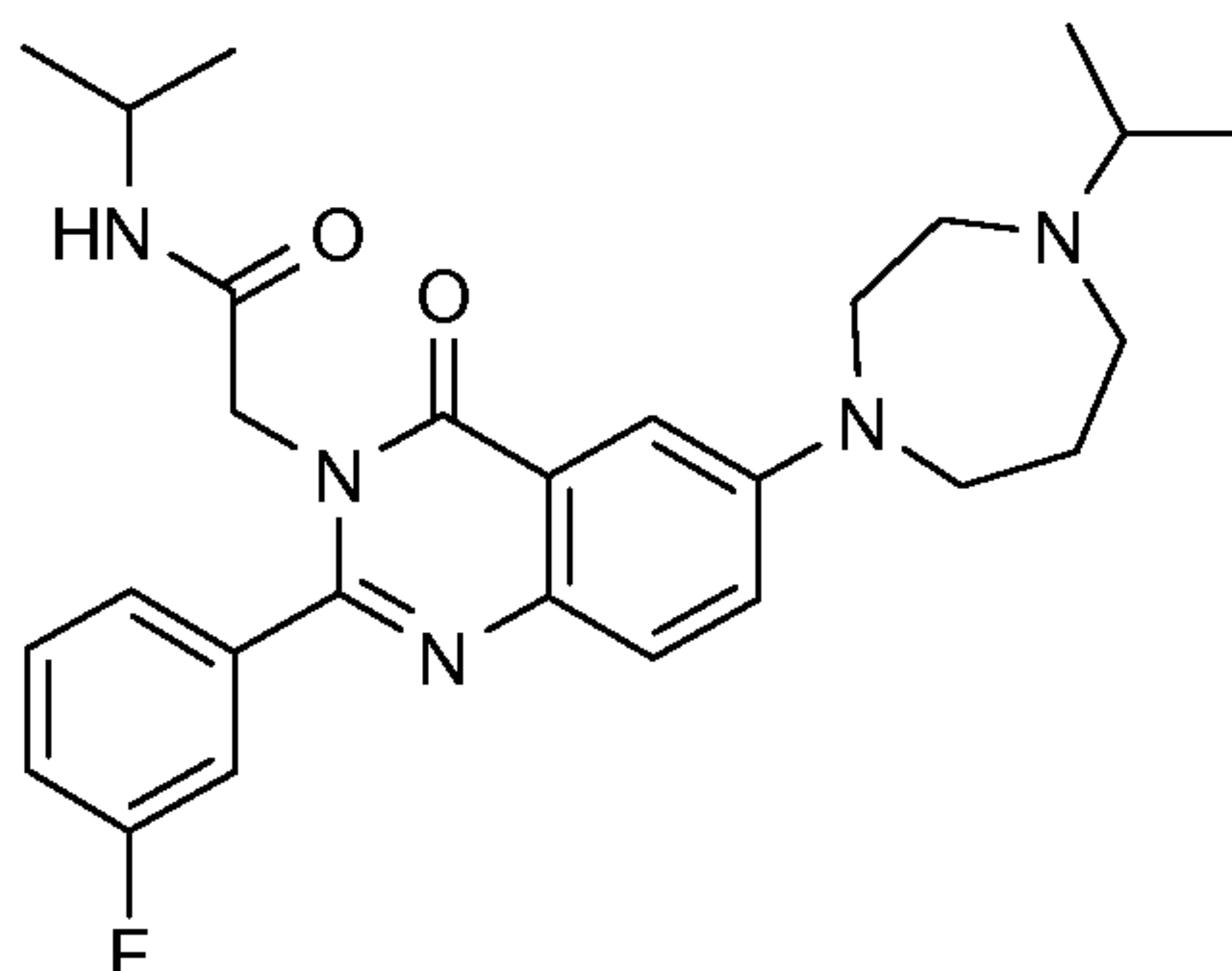
EXAMPLE 7d: *N-tert-Butyl-2-[2-(3-fluorophenyl)-6-(4-isopropylperhydro-1,4-diazepin-1-yl)-4-oxo-4H-quinazolin-3-yl]acetamide*



3-Fluorobenzoyl chloride (24 mg, 0.154 mmol, 0.019 mL) was added to an ice-water cooled solution of 2-amino-*N*-(*tert*-butylcarbamoylmethyl)-5-(4-isopropylperhydro-1,4-diazepin-1-yl)benzamide (INTERMEDIATE V.49) (60 mg, 0.154 mmol) and triethylamine (716 mg, 0.96 mL, 7.09 mmol) in DCM (2 mL). Stirring was continued for 15 min. Trimethylsilyl chloride (251 mg, 0.295 mL, 2.31 mmol) was added and the reaction mixture heated in the microwave at 150°C for 7 min. The reaction mixture was diluted with DCM (10 mL) and washed with water. The organic phase was dried ($MgSO_4$) and concentrated *in vacuo*. Crude product was purified by chromatography on silica gel with a gradient of DCM to DCM:MeOH: NH_3 (95:4:1, v/v) as eluent. Further purification by preparative HPLC afforded *N-tert-butyl-2-[2-(3-fluorophenyl)-6-(4-isopropylperhydro-1,4-diazepin-1-yl)-4-oxo-4H-quinazolin-3-yl]acetamide* (EXAMPLE 7d) (5 mg, 10 μ mol, 7%).

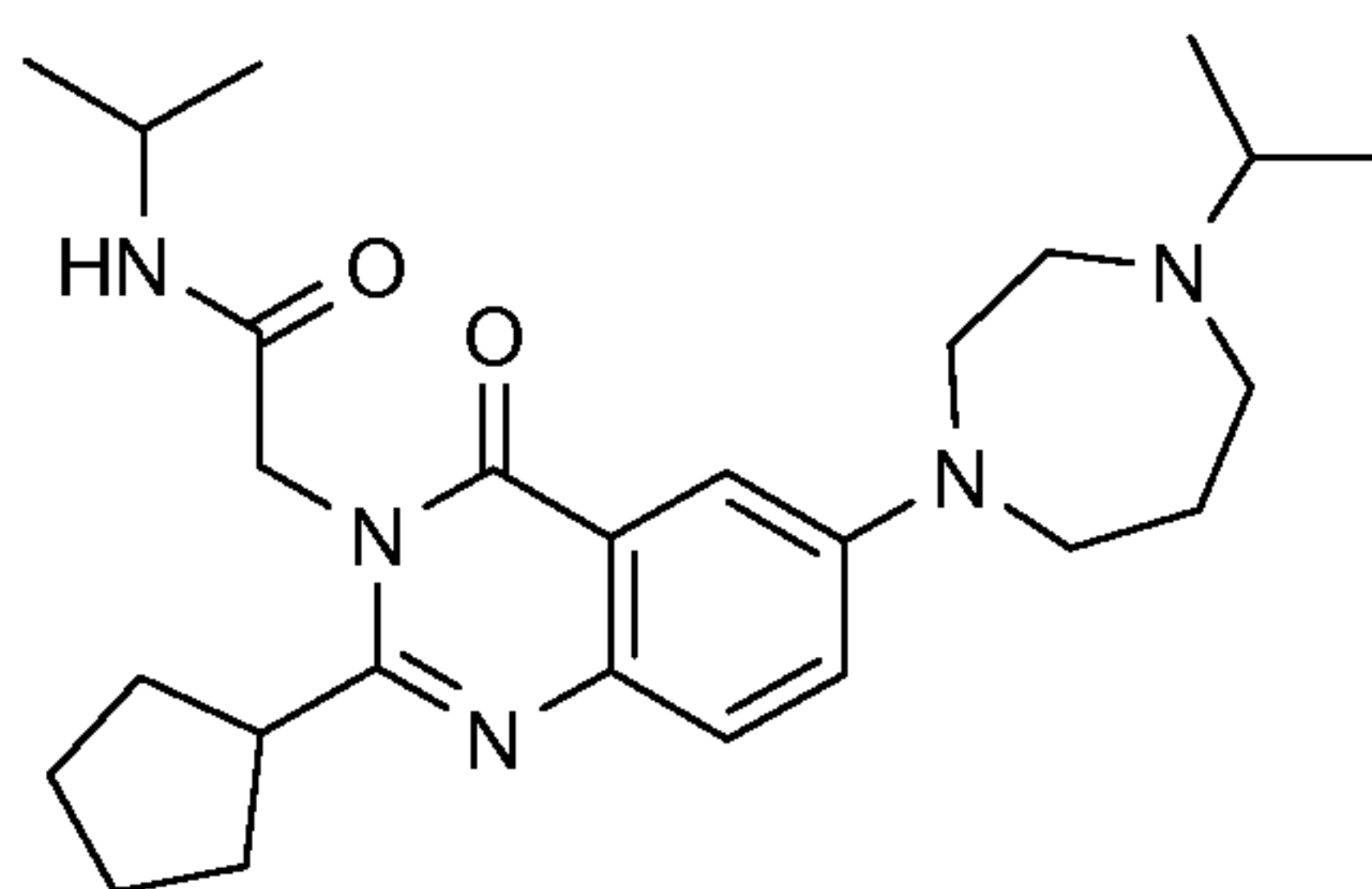
Data for *N-tert-butyl-2-[2-(3-fluorophenyl)-6-(4-isopropylperhydro-1,4-diazepin-1-yl)-4-oxo-4H-quinazolin-3-yl]acetamide* (EXAMPLE 7d): MS (ESI) m/z : 494 ($[M+H]^+$).

EXAMPLE 7e: 2-[2-(3-Fluorophenyl)-6-(4-isopropylperhydro-1,4-diazepin-1-yl)-4-oxo-4H-quinazolin-3-yl]-N-isopropylacetamide



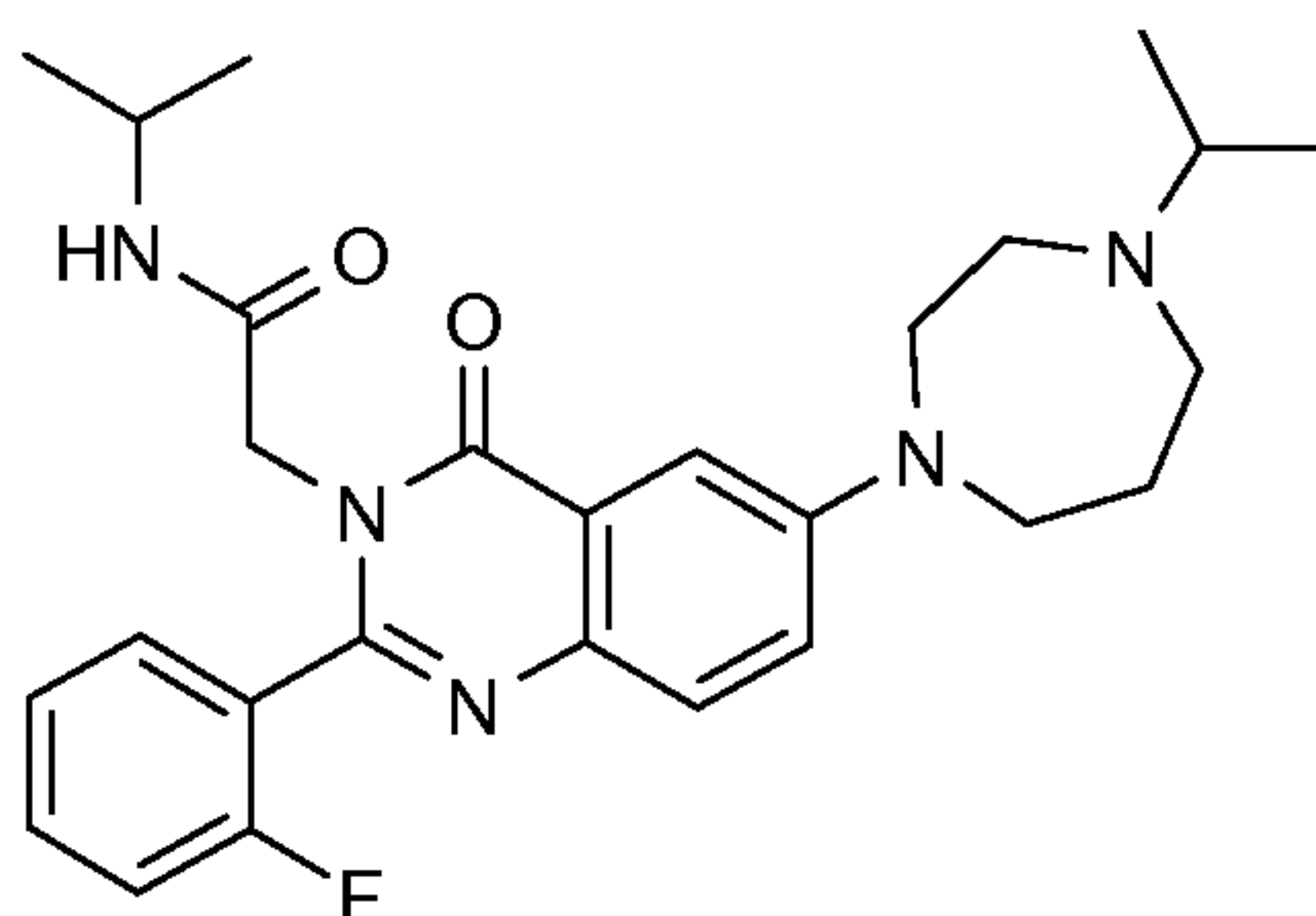
MS (ESI) m/z : 480 ($[M+H]^+$) (from INTERMEDIATE V.31).

EXAMPLE 7f: 2-[2-Cyclopentyl-6-(4-isopropylperhydro-1,4-diazepin-1-yl)-4-oxo-4H-quinazolin-3-yl]-N-isopropylacetamide



MS (ESI) m/z : 454 ($[M+H]^+$) (from INTERMEDIATE V.31).

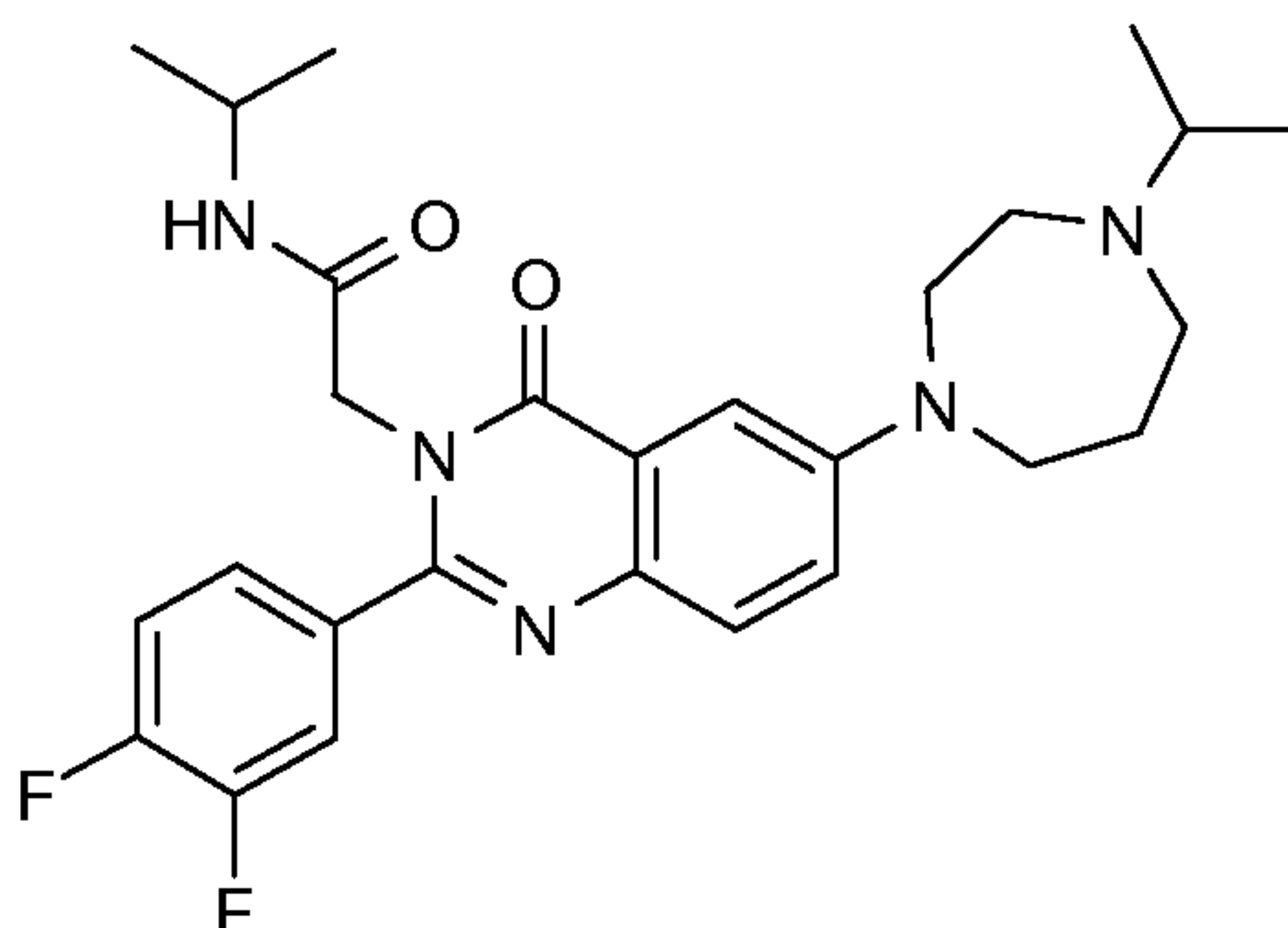
EXAMPLE 7g: 2-[2-(2-Fluorophenyl)-6-(4-isopropylperhydro-1,4-diazepin-1-yl)-4-oxo-4H-quinazolin-3-yl]-N-isopropylacetamide



MS (ESI) m/z : 480 ($[M+H]^+$) (from INTERMEDIATE V.31).

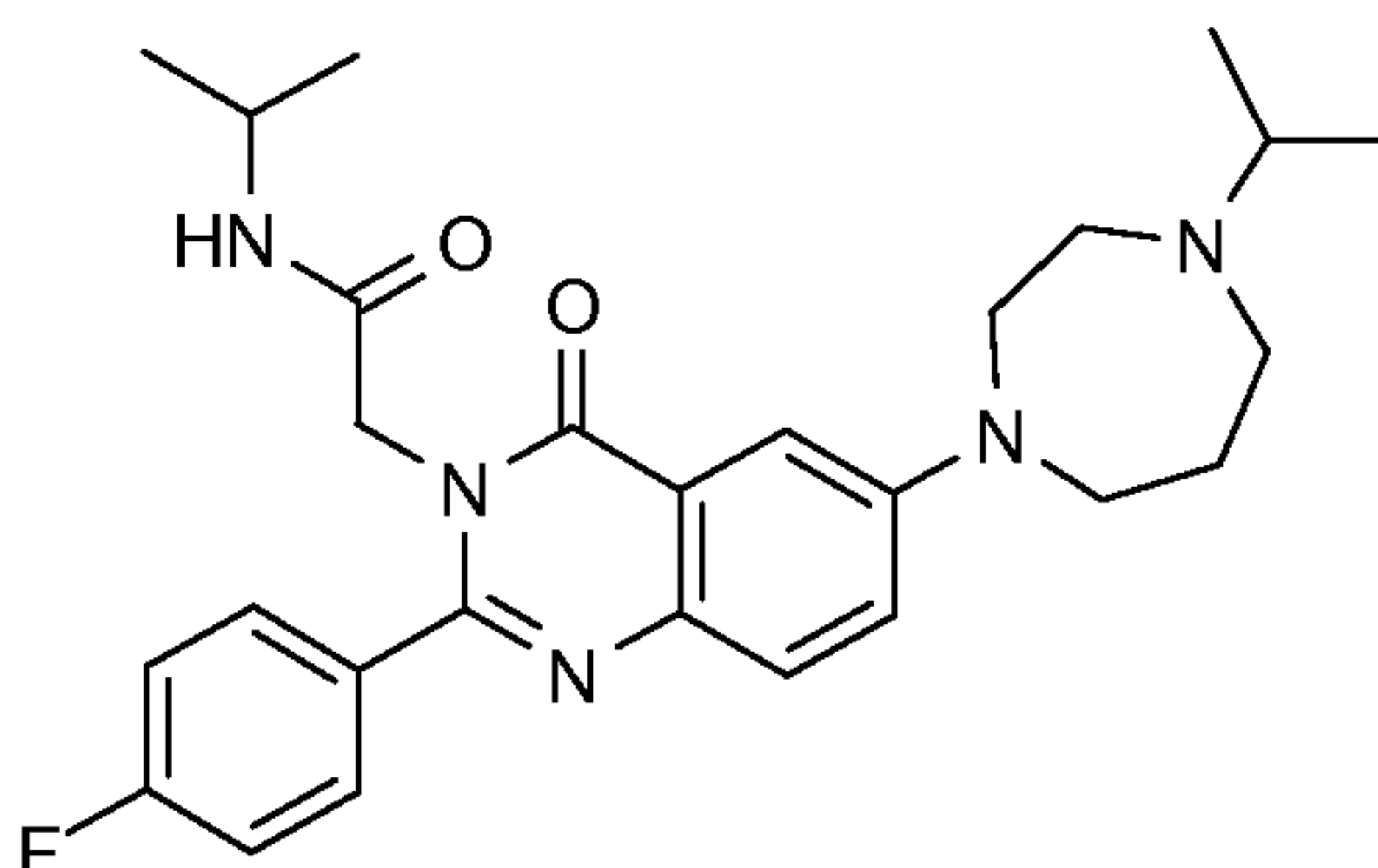
EXAMPLE 7h: 2-[2-(3,4-Difluorophenyl)-6-(4-isopropylperhydro-1,4-diazepin-1-yl)-4-oxo-4H-quinazolin-3-yl]-N-isopropylacetamide

114



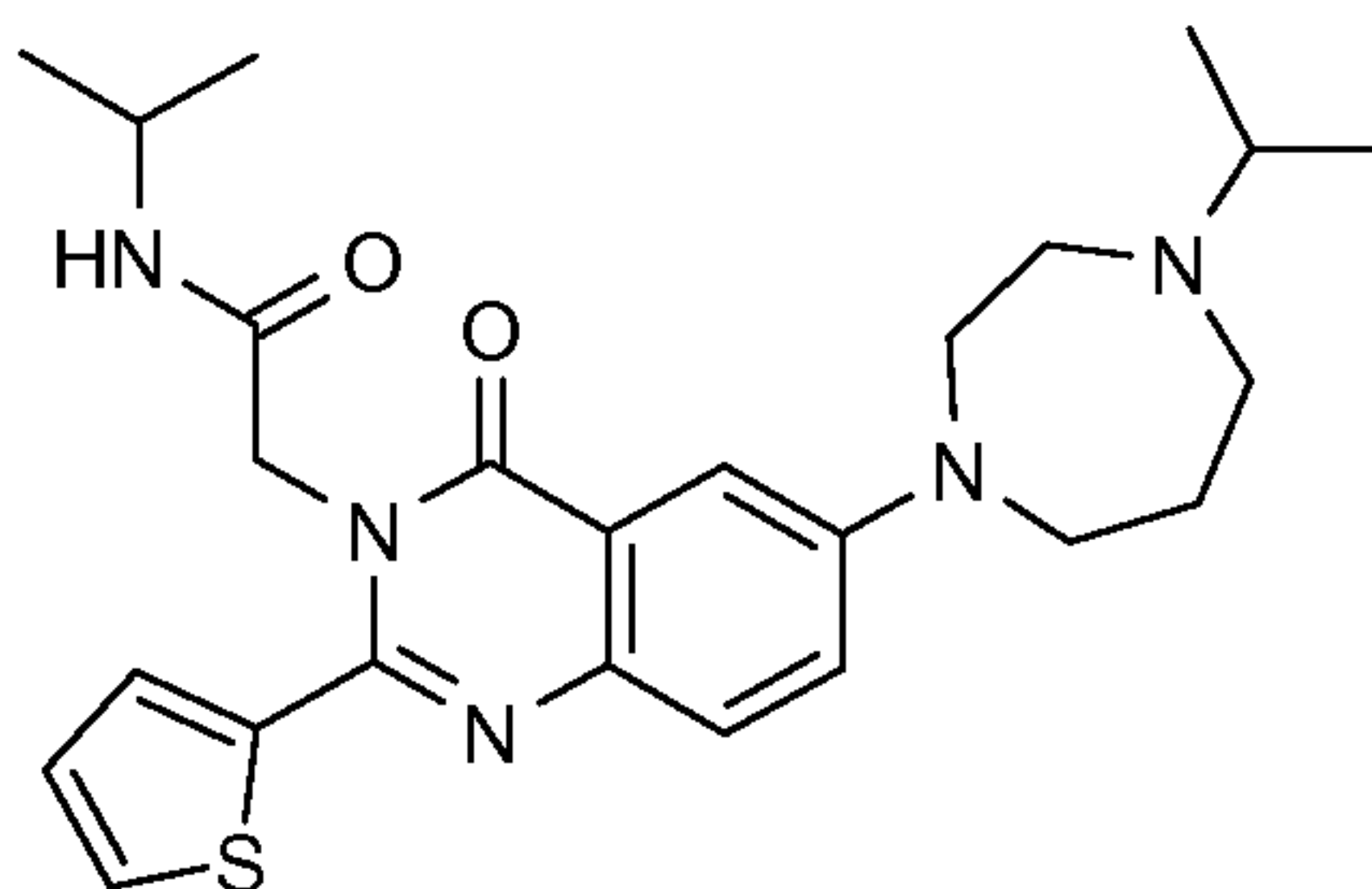
MS (ESI) m/z : 498 ($[M+H]^+$) (from INTERMEDIATE V.31).

EXAMPLE 7i: 2-[2-(4-Fluorophenyl)-6-(4-isopropylperhydro-1,4-diazepin-1-yl)-4-oxo-4H-quinazolin-3-yl]-N-isopropylacetamide



MS (ESI) m/z : 480 ($[M+H]^+$) (from INTERMEDIATE V.31).

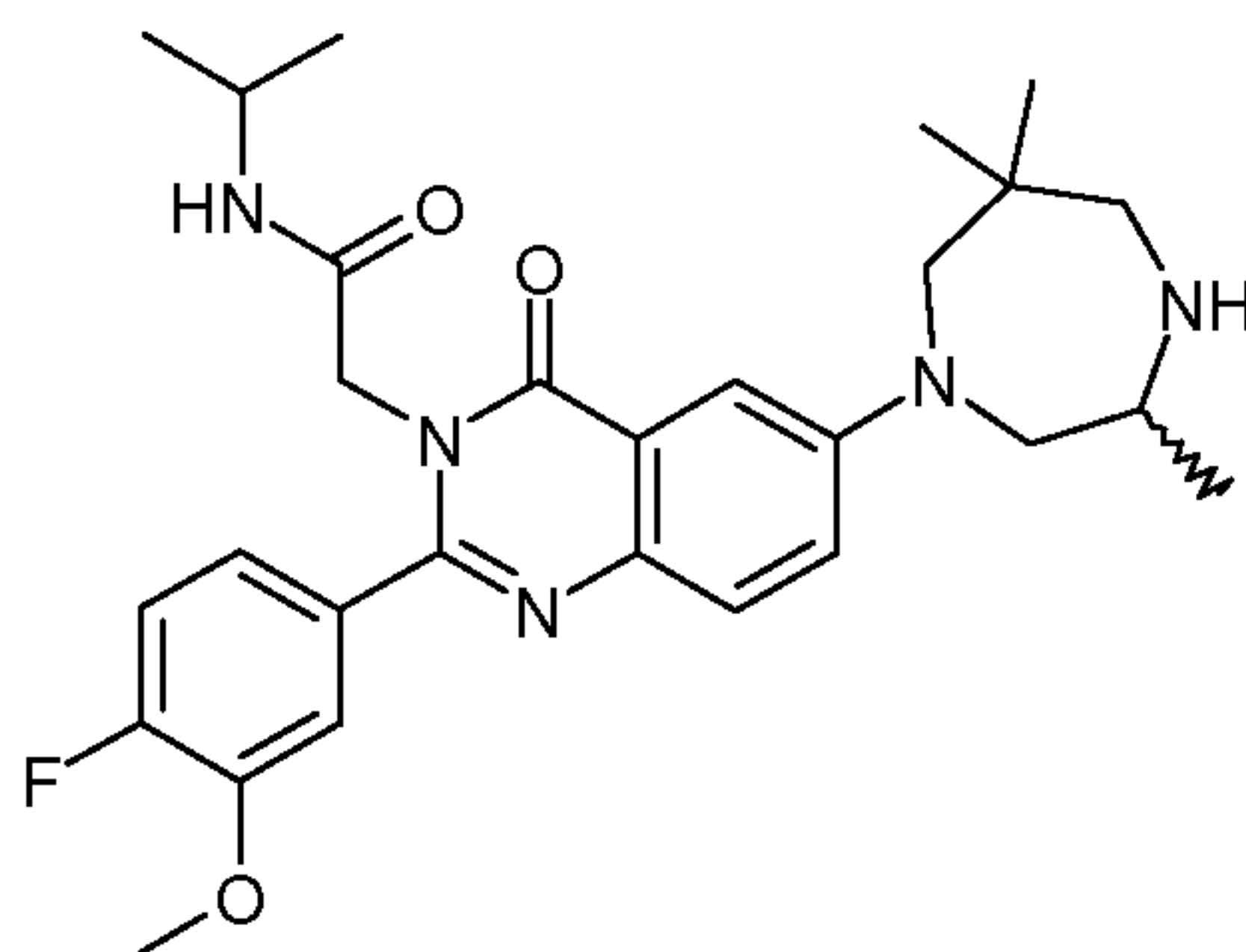
EXAMPLE 7j: N-Isopropyl-2-[6-(4-isopropylperhydro-1,4-diazepin-1-yl)-4-oxo-2-thiophen-2-yl-4H-quinazolin-3-yl]acetamide



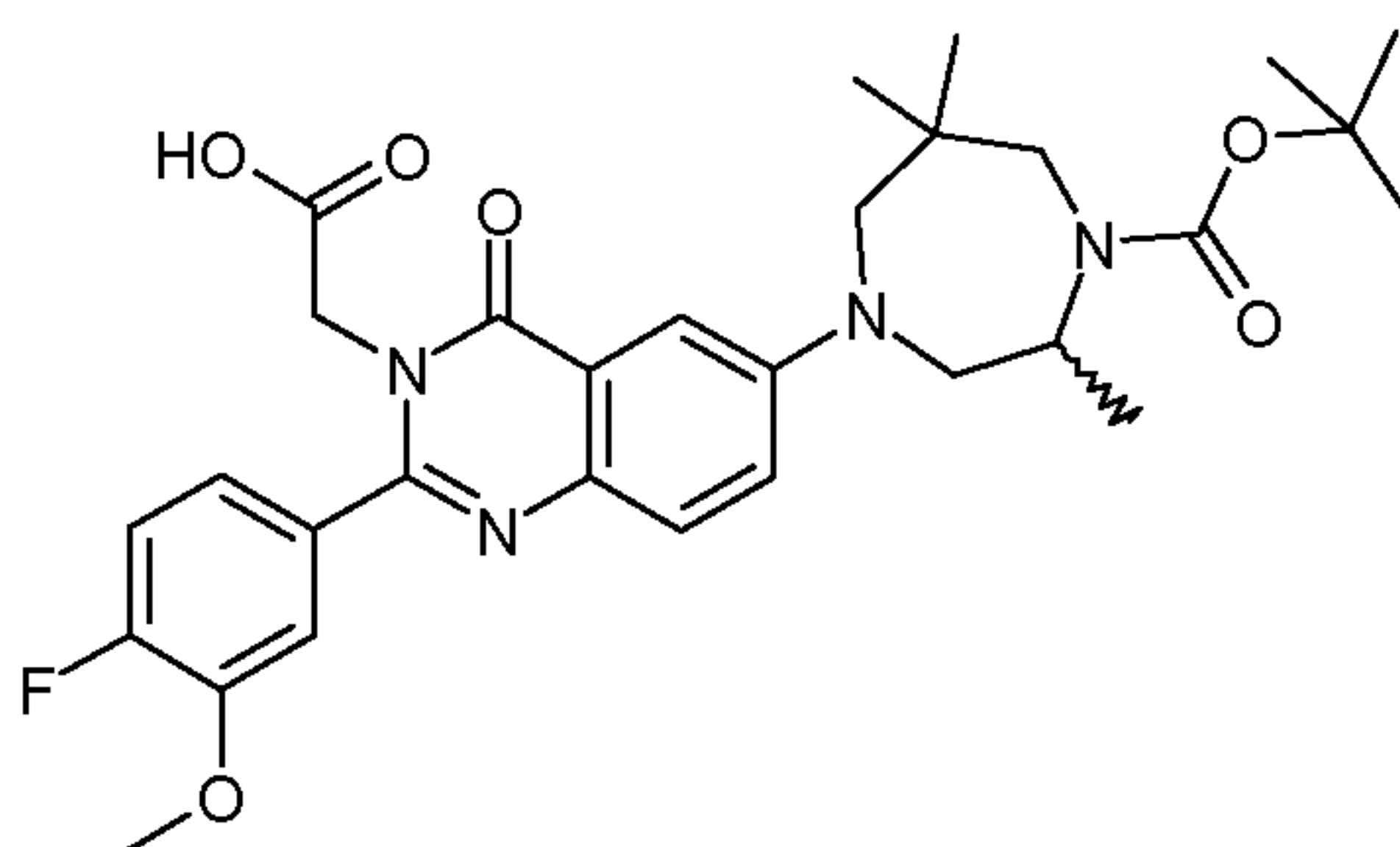
MS (ESI) m/z : 468 ($[M+H]^+$) (from INTERMEDIATE V.31).

EXAMPLE 8a: 2-[2-(4-Fluoro-3-methoxyphenyl)-4-oxo-6-(3,6,6-trimethylperhydro-1,4-diazepin-1-yl)-4H-quinazolin-3-yl]-N-isopropylacetamide

115

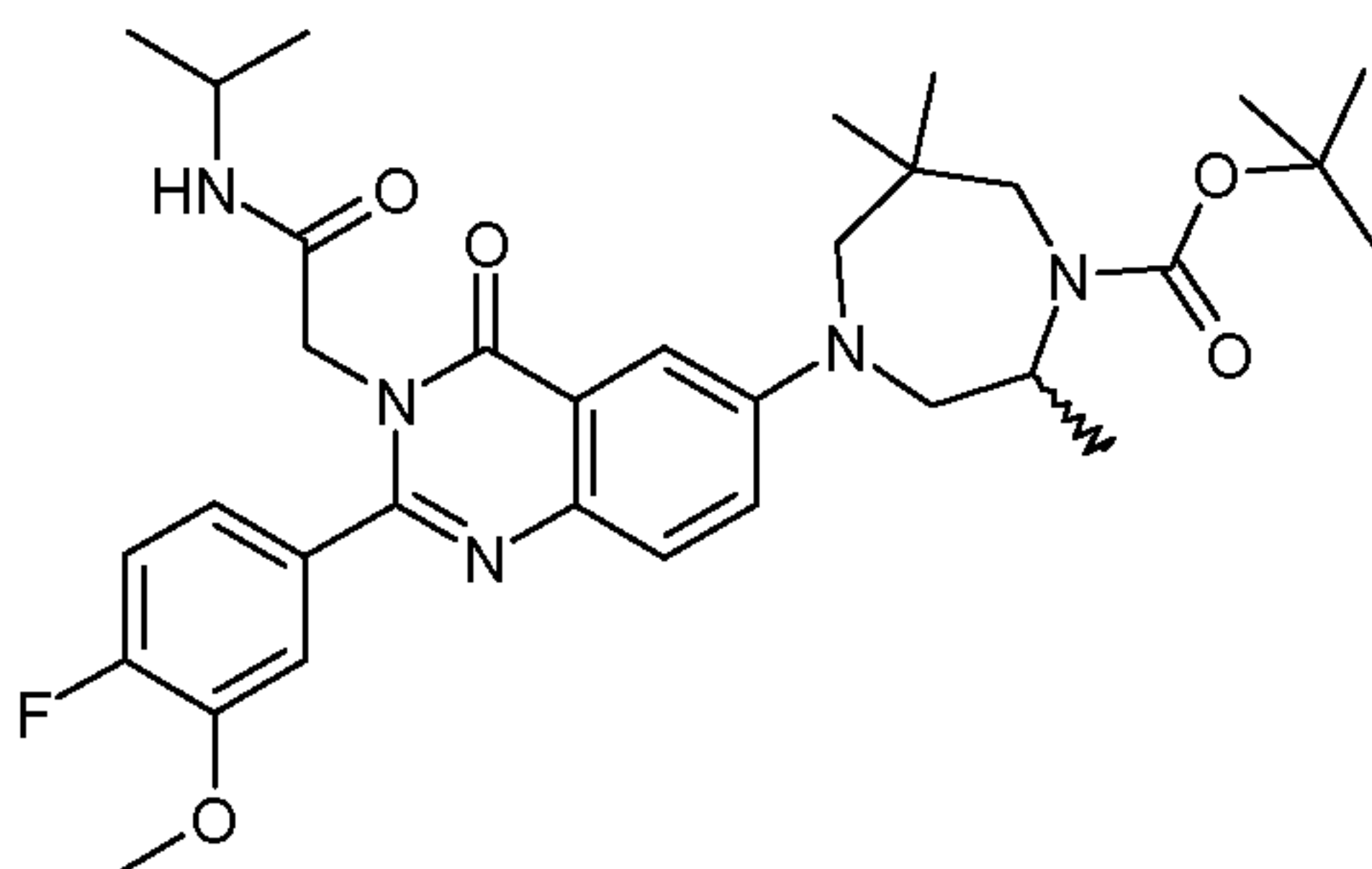


a) 4-[3-Carboxymethyl-2-(4-fluoro-3-methoxyphenyl)-4-oxo-3,4-dihydroquinazolin-6-yl]-2,6,6-trimethylperhydro-1,4-diazepine-1-carboxylic acid *tert*-butyl ester



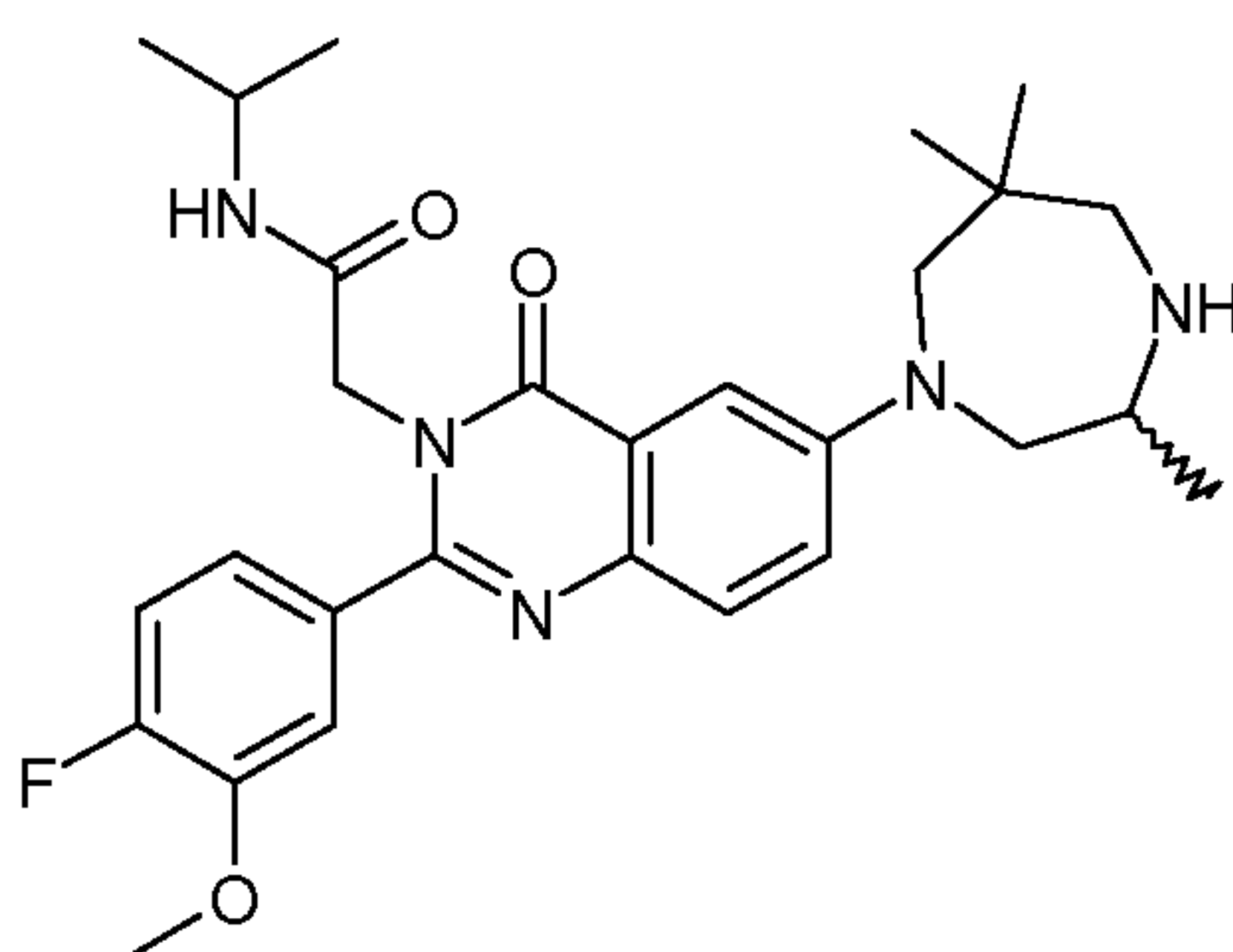
[2-(4-Fluoro-3-methoxyphenyl)-4-oxo-6-(3,6,6-trimethylperhydro-1,4-diazepin-1-yl)-4*H*-quinazolin-3-yl]acetic acid (INTERMEDIATE IX.1) (160 mg, 0.341 mmol), di-*tert*-butyldicarbonate (78 mg, 0.359 mmol) and triethylamine (76 mg, 0.751 mmol) were combined and stirred at room temperature in DCM (5 mL) overnight. The crude product mixture was washed with 1N HCl (2 X 20 mL) and water (40 mL). The organic phase was dried (Na₂SO₄) and concentrated *in vacuo*. Crude product was purified by chromatography on silica gel with DCM:MeOH (3:1, v/v) as eluent to afford 4-[3-carboxymethyl-2-(4-fluoro-3-methoxyphenyl)-4-oxo-3,4-dihydroquinazolin-6-yl]-2,6,6-trimethylperhydro-1,4-diazepine-1-carboxylic acid *tert*-butyl ester (200 mg, 0.352 mmol, 100%).

b) 4-[2-(4-Fluoro-3-methoxyphenyl)-3-(isopropylcarbamoylmethyl)-4-oxo-3,4-dihydroquinazolin-6-yl]-2,6,6-trimethylperhydro-1,4-diazepine-1-carboxylic acid *tert*-butyl ester



4-[3-Carboxymethyl-2-(4-fluoro-3-methoxyphenyl)-4-oxo-3,4-dihydroquinazolin-6-yl]-2,6,6-trimethylperhydro-1,4-diazepine-1-carboxylic acid *tert*-butyl ester (200 mg, 0.352 mmol), isopropylamine (208 mg, 299 μ L, 3.52 mmol), 1-propanephosphonic acid cyclic anhydride (336 mg, 320 μ L, 0.528 mmol) and DIPEA (135 mg, 186 μ L, 1.06 mmol) were stirred at room temperature in DCM (15 mL) for 2 h. NaHCO_3 (aq.) (15 mL) was added, the organic layer separated, dried (Na_2SO_4) and evaporated under reduced pressure. Crude product was purified by chromatography on silica gel with a gradient of DCM to DCM:MeOH (4:1, v/v) as eluent to afford 4-[2-(4-fluoro-3-methoxyphenyl)-3-(isopropylcarbamoylmethyl)-4-oxo-3,4-dihydroquinazolin-6-yl]-2,6,6-trimethylperhydro-1,4-diazepine-1-carboxylic acid *tert*-butyl ester (120 mg, 0.197 mmol, 56%).

c) 2-[2-(4-Fluoro-3-methoxyphenyl)-4-oxo-6-(3,6,6-trimethylperhydro-1,4-diazepin-1-yl)-4H-quinazolin-3-yl]-N-isopropylacetamide



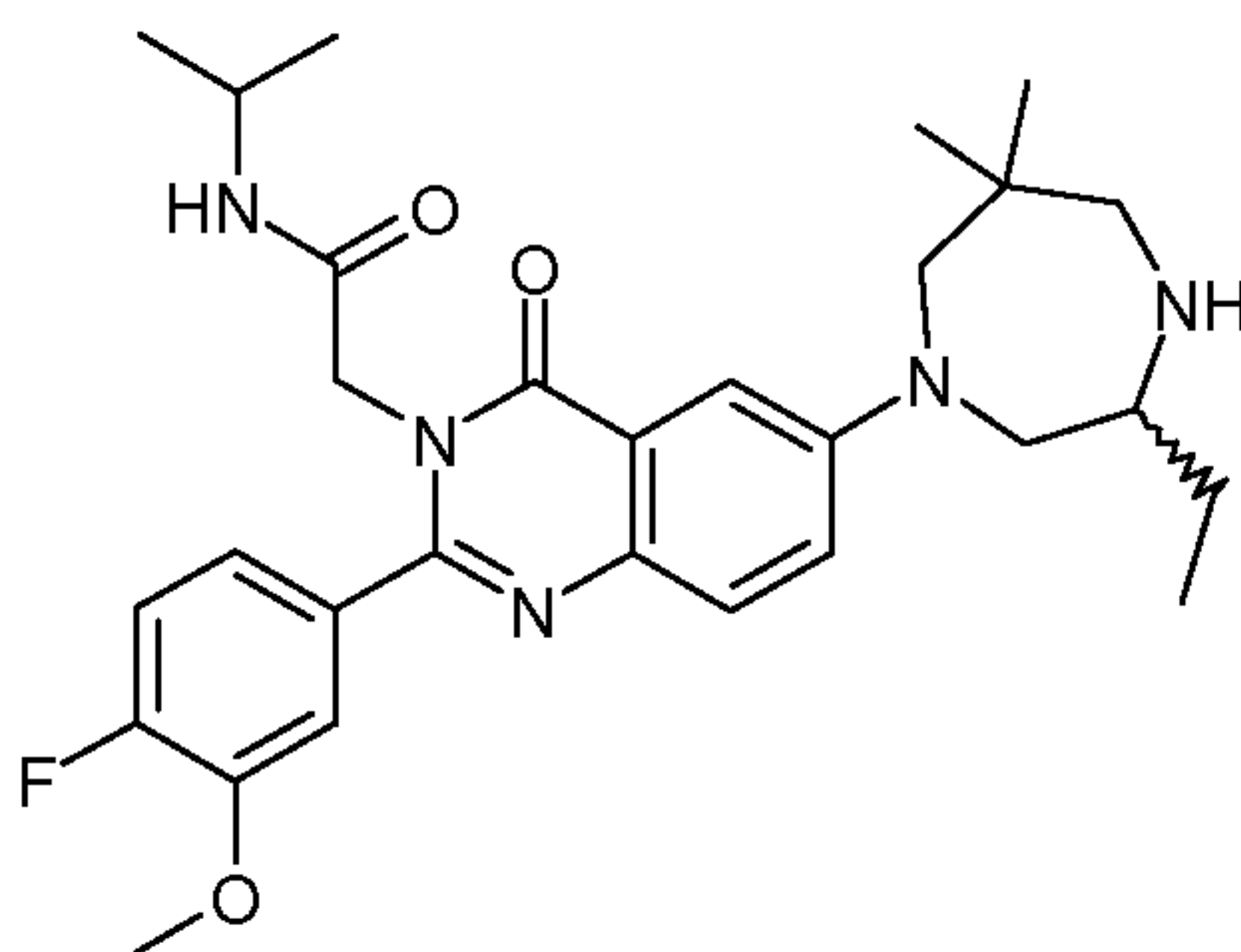
4-[2-(4-Fluoro-3-methoxyphenyl)-3-(isopropylcarbamoylmethyl)-4-oxo-3,4-dihydroquinazolin-6-yl]-2,6,6-trimethylperhydro-1,4-diazepine-1-carboxylic acid *tert*-butyl ester (120 mg, 0.197 mmol) was dissolved in DCM (6 mL) and TFA (3 mL) added. The reaction was stirred at room temperature for 4 h. Product mixture was poured directly onto an SCX cartridge and product eluted with 2N NH_3 /MeOH. Solvent was evaporated under reduced pressure to afford a red solid. Product was diluted with MeOH (20 mL) and heated at reflux temperature with activated carbon. The mixture was filtered through a celite pad, solvent evaporated under reduced pressure and the resultant product recrystallised from ethanol:heptane. This afforded 2-[2-(4-fluoro-3-methoxyphenyl)-4-oxo-6-(3,6,6-trimethylperhydro-1,4-diazepin-1-yl)-4H-quinazolin-3-yl]-N-isopropylacetamide (EXAMPLE 8a) (74 mg, 0.145 mmol, 74%).

Data for 2-[2-(4-fluoro-3-methoxyphenyl)-4-oxo-6-(3,6,6-trimethylperhydro-1,4-diazepin-1-yl)-4H-quinazolin-3-yl]-N-isopropylacetamide (EXAMPLE 8a): MS (ESI) m/z : 510 ($[\text{M}+\text{H}]^+$).

Similarly prepared were:

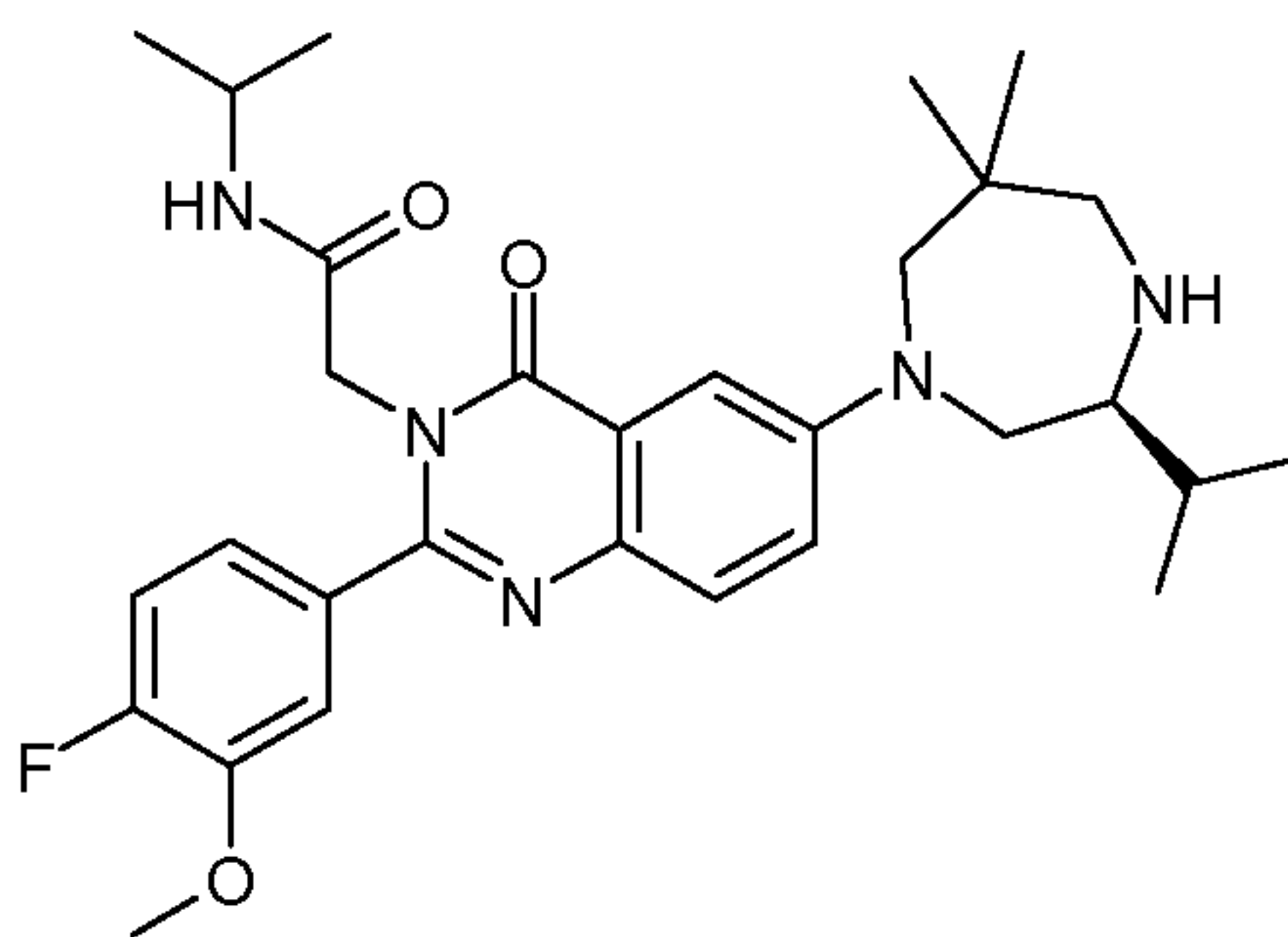
EXAMPLE 8b: 2-[6-(3-Ethyl-6,6-dimethylperhydro-1,4-diazepin-1-yl)-2-(4-fluoro-3-methoxyphenyl)-4-oxo-4H-quinazolin-3-yl]-N-isopropylacetamide

117



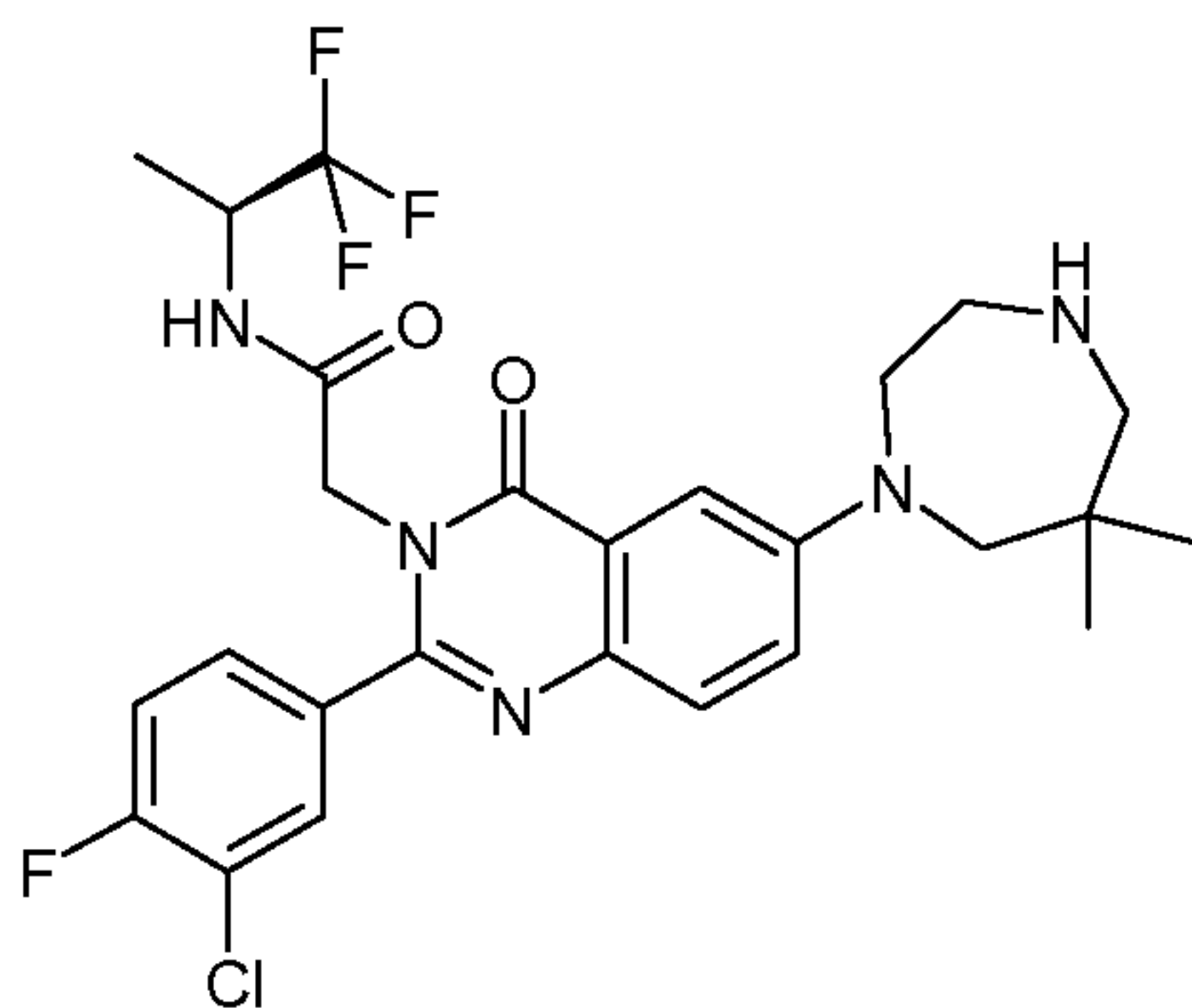
MS (ESI) m/z : 524 ($[M+H]^+$) (from INTERMEDIATE IX.3).

EXAMPLE 8c: 2-[2-(4-Fluoro-3-methoxyphenyl)-6-((S)-3-isopropyl-6,6-dimethylperhydro-1,4-diazepin-1-yl)-4-oxo-4H-quinazolin-3-yl]-N-isopropylacetamide



MS (ESI) m/z : 538 ($[M+H]^+$) (from INTERMEDIATE IX.6).

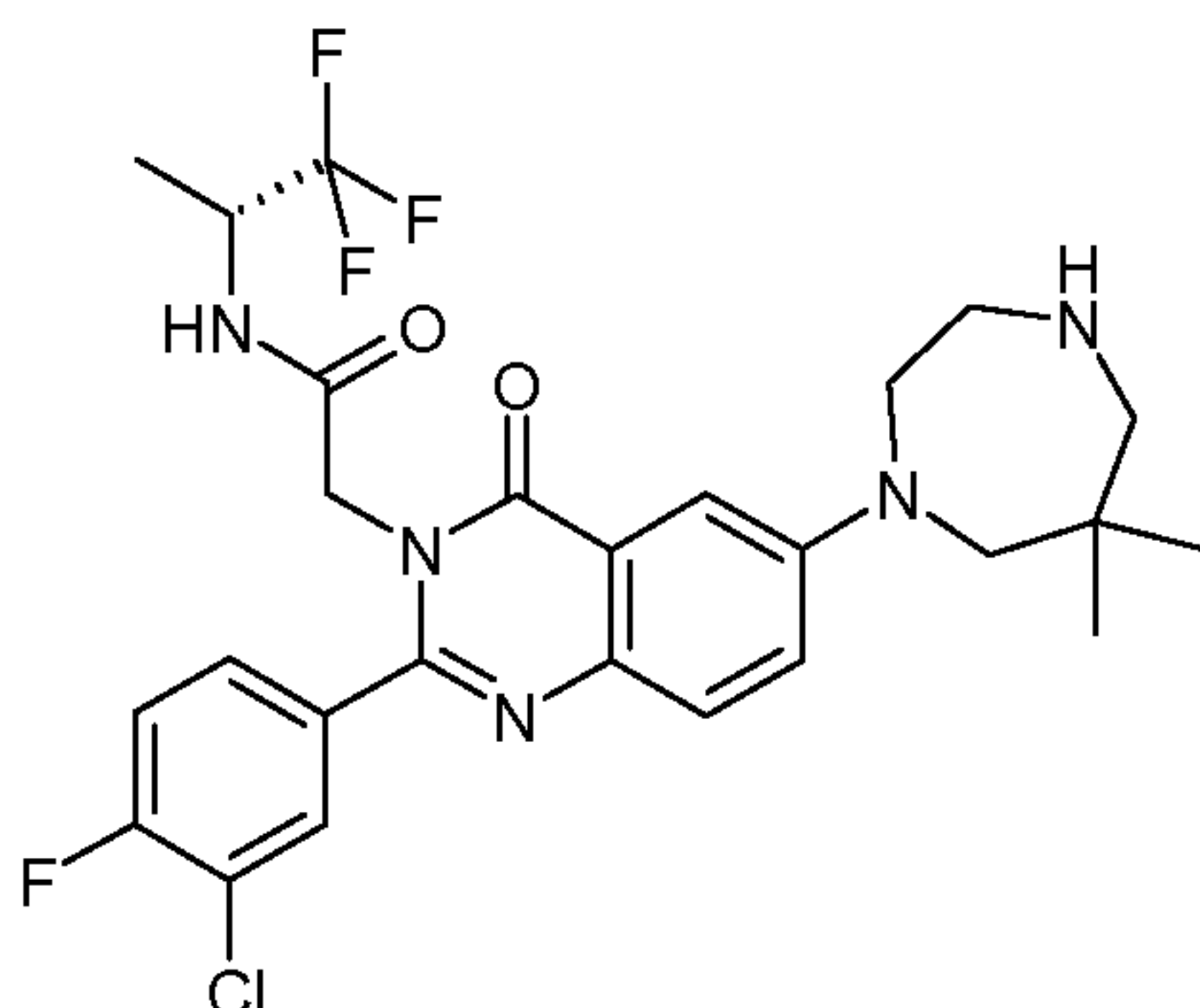
EXAMPLE 8d: 2-[2-(3-Chloro-4-fluorophenyl)-6-(dimethylperhydro-1,4-diazepin-1-yl)-4-oxo-4H-quinazolin-3-yl]-N-((S)-2,2,2-trifluoro-1-methylethyl)acetamide



MS (ESI) m/z : 554 ($[M+H]^+$) (from INTERMEDIATE IX.4).

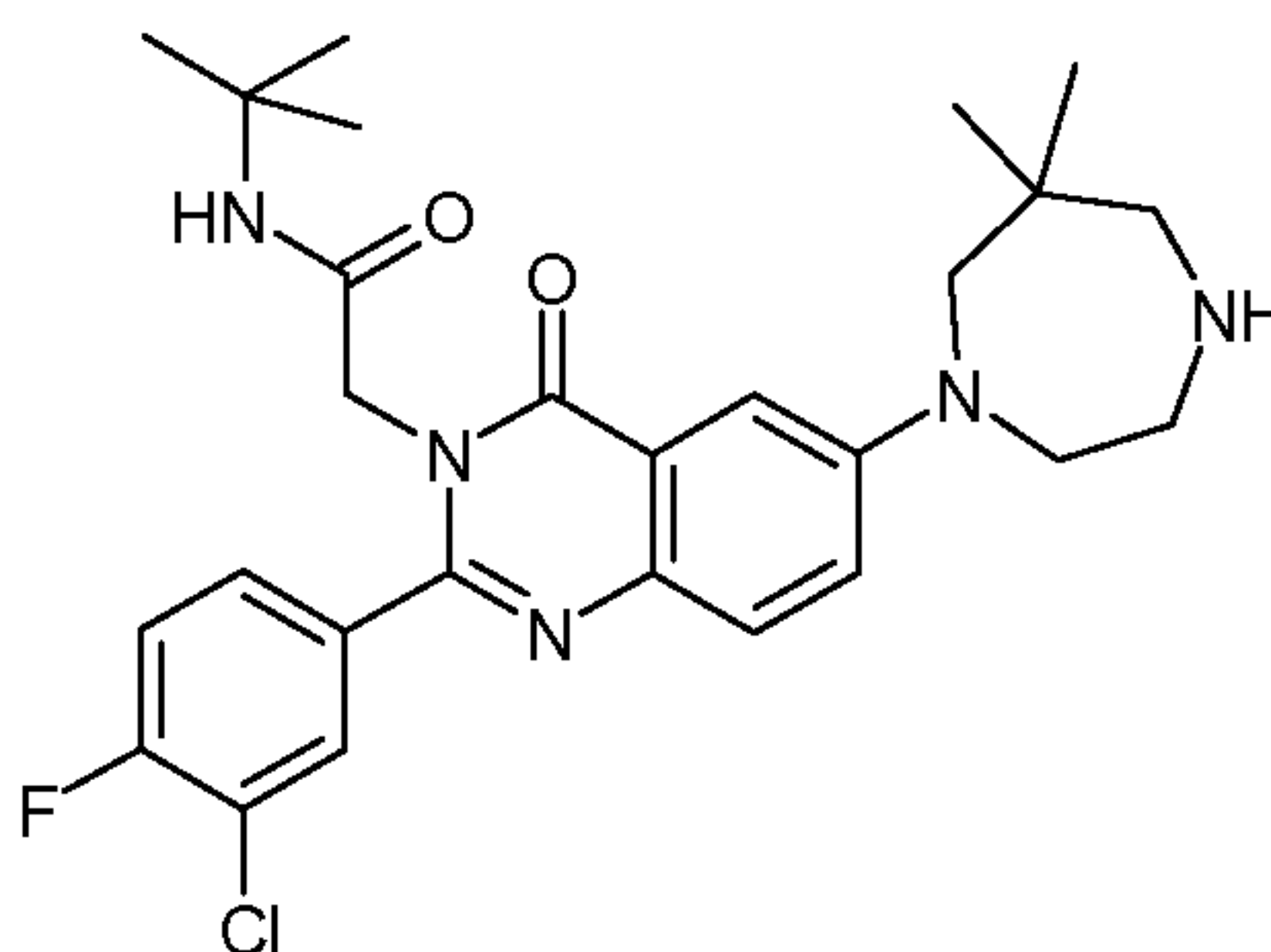
EXAMPLE 8e: 2-[2-(3-Chloro-4-fluorophenyl)-6-(dimethylperhydro-1,4-diazepin-1-yl)-4-oxo-4H-quinazolin-3-yl]-N-((R)-2,2,2-trifluoro-1-methylethyl)acetamide

118



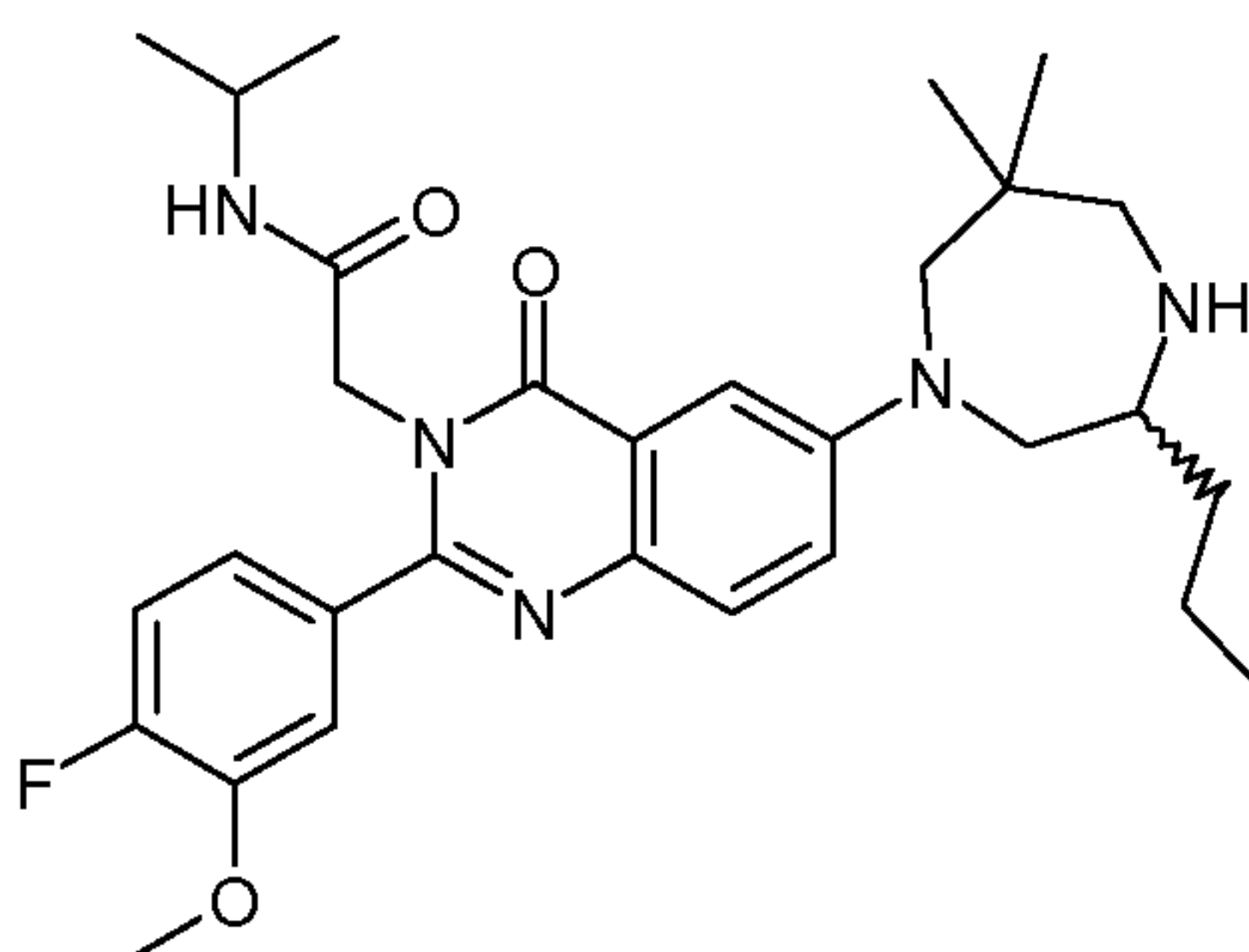
MS (ESI) m/z : 554 ($[M+H]^+$) (from INTERMEDIATE IX.4).

EXAMPLE 8f: *N-tert-Butyl-2-[2-(3-chloro-4-fluorophenyl)-6-(dimethylperhydro-1,4-diazepin-1-yl)-4-oxo-4H-quinazolin-3-yl]acetamide*



MS (ESI) m/z : 514 ($[M+H]^+$) (from INTERMEDIATE IX.4).

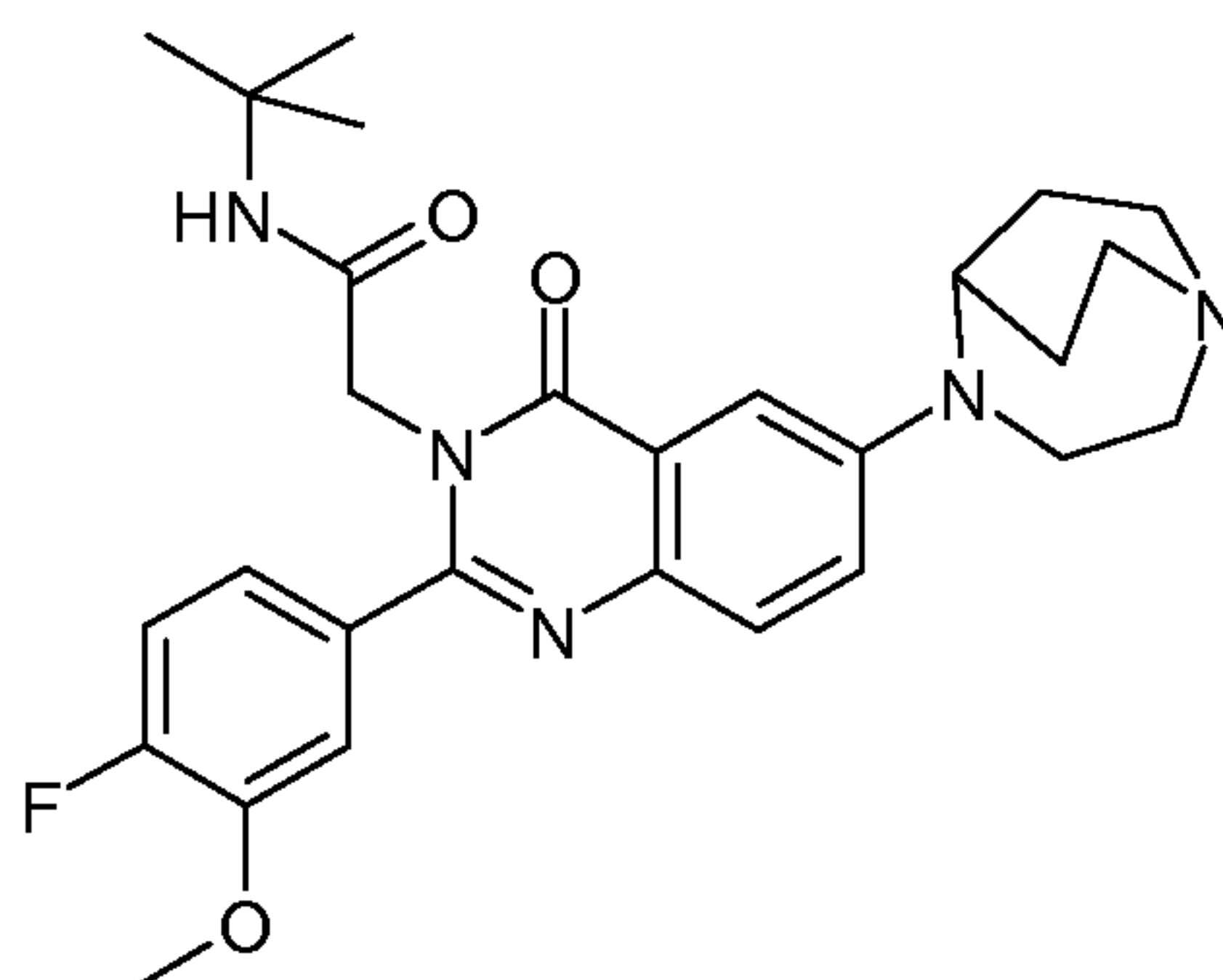
EXAMPLE 8g: *2-[6-(6,6-Dimethyl-3-propylperhydro-1,4-diazepin-1-yl)-2-(4-fluoro-3-methoxyphenyl)-4-oxo-4H-quinazolin-3-yl]-N-isopropylacetamide*



MS (ESI) m/z : 538 ($[M+H]^+$) (from INTERMEDIATE IX.5).

EXAMPLE 9a: *N-tert-Butyl-2-[6-(1,4-diazabicyclo[3.2.2]non-4-yl)-2-(4-fluoro-3-methoxyphenyl)-4-oxo-4H-quinazolin-3-yl]acetamide*

119

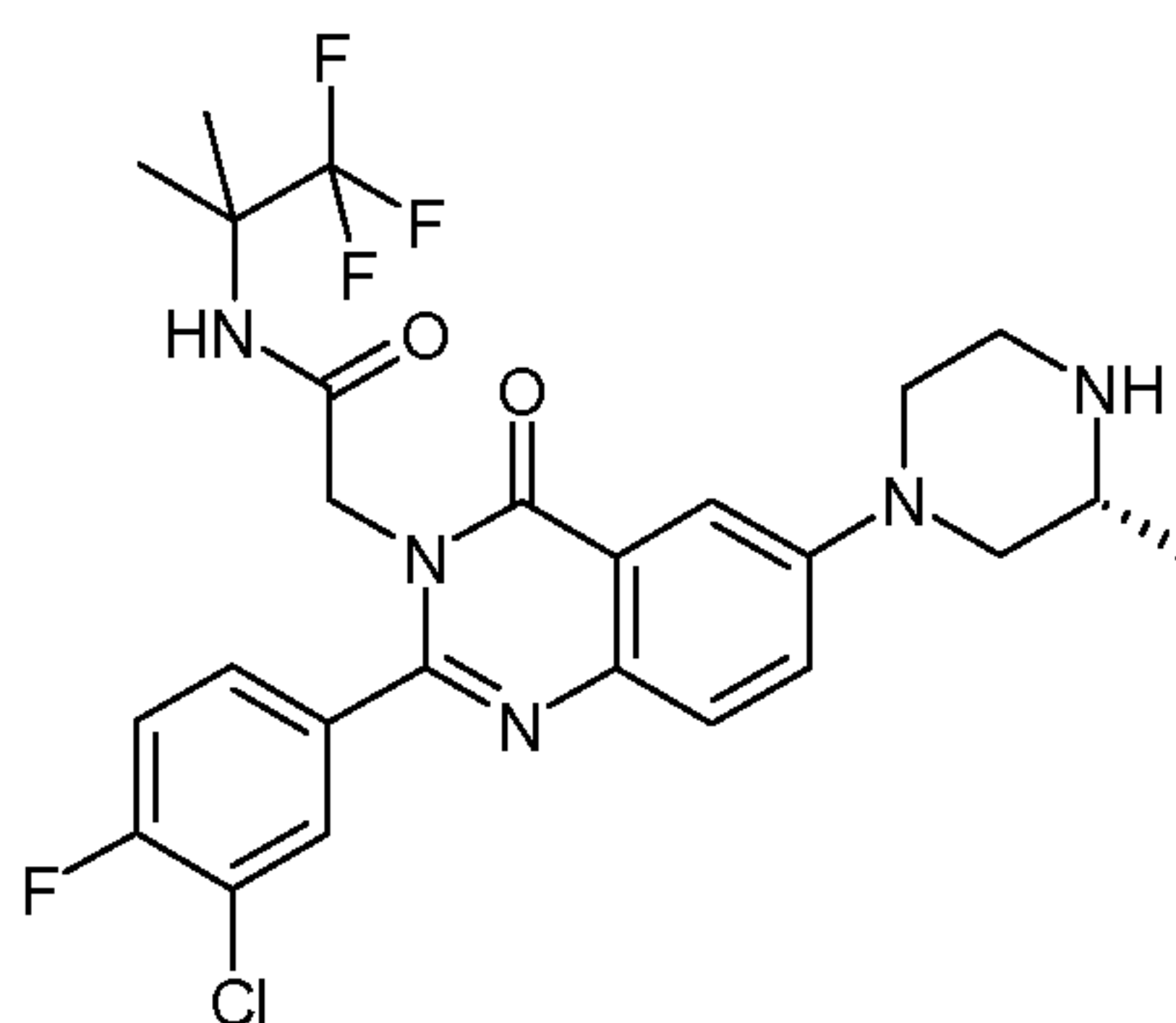


[6-(1,4-Diazabicyclo[3.2.2]non-4-yl)-2-(4-fluoro-3-methoxyphenyl)-4-oxo-4H-quinazolin-3-yl]acetic acid (INTERMEDIATE IX.7) (20 mg, 0.44 mmol) was dissolved in DCM (5 mL). *Tert*-butylamine (6.5 mg, 0.088 mmol) and *N,N*-diisopropylethylamine (7 mg, 0.053 mmol) were added followed by 1-propanephosphonic acid cyclic anhydride (21 mg, 0.02 mL, 0.066 mmol). The reaction mixture was stirred at room temperature for 12 h. Methanol (5 mL) was added and the solution poured directly onto an SCX cartridge. Elution with 2N NH₃/MeOH followed further purification by preparative HPLC afforded *N-tert-butyl-2-[6-(1,4-diazabicyclo[3.2.2]non-4-yl)-2-(4-fluoro-3-methoxyphenyl)-4-oxo-4H-quinazolin-3-yl]acetamide* (EXAMPLE 9a) (7.3 mg, 0.014 mmol, 33%).

Data for *N-tert-butyl-2-[6-(1,4-diazabicyclo[3.2.2]non-4-yl)-2-(4-fluoro-3-methoxyphenyl)-4-oxo-4H-quinazolin-3-yl]acetamide* (EXAMPLE 9a): MS (ESI) *m/z*: 508 ([M+H]⁺).

Similarly prepared were:

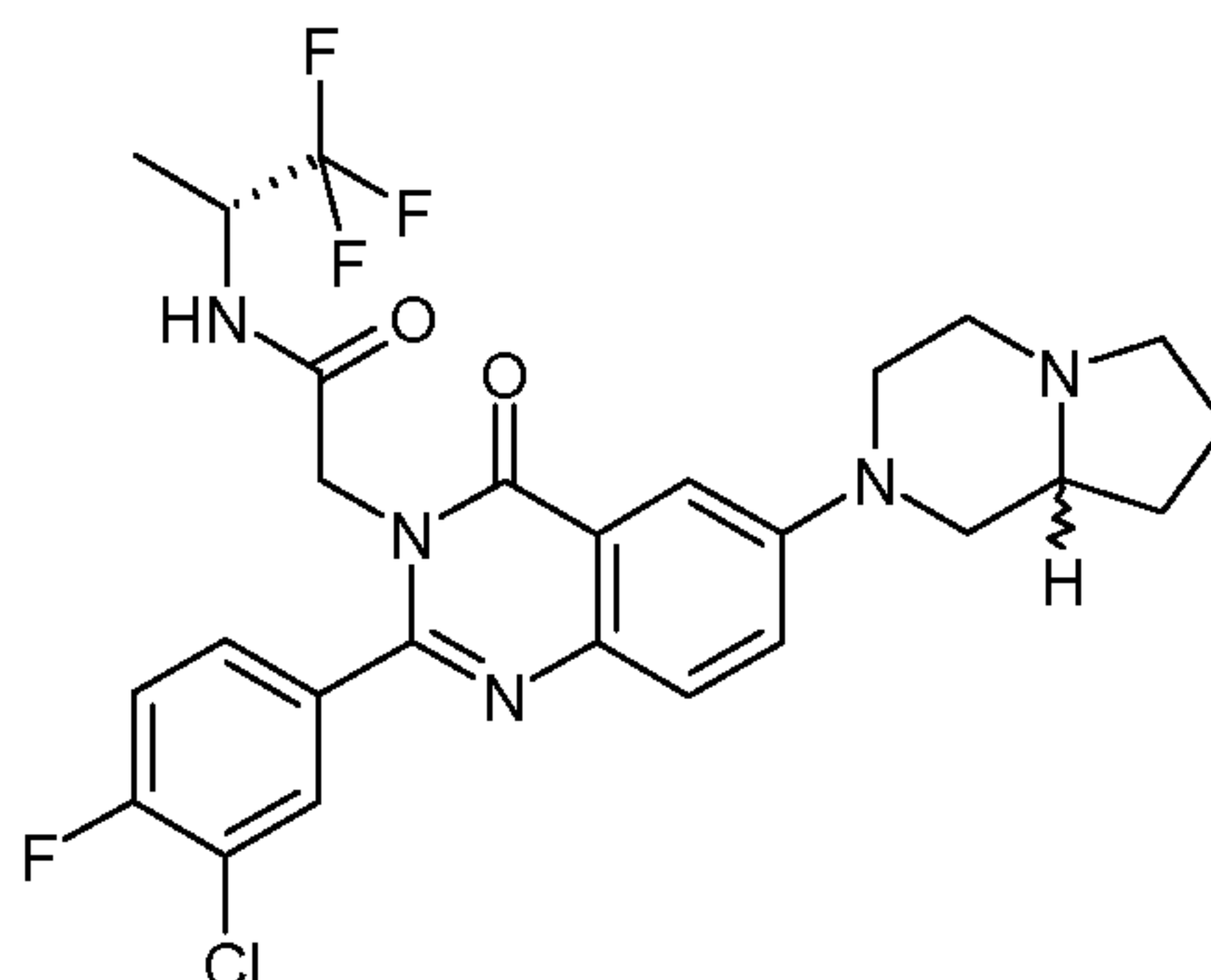
EXAMPLE 9b: 2-[2-(3-Chloro-4-fluorophenyl)-6-((R)-3-methylpiperazin-1-yl)-4-oxo-4H-quinazolin-3-yl]-N-(2,2,2-trifluoro-1,1-dimethylethyl)acetamide



MS (ESI) *m/z*: 540/542 ([M+H]⁺) (from INTERMEDIATE IX.8).

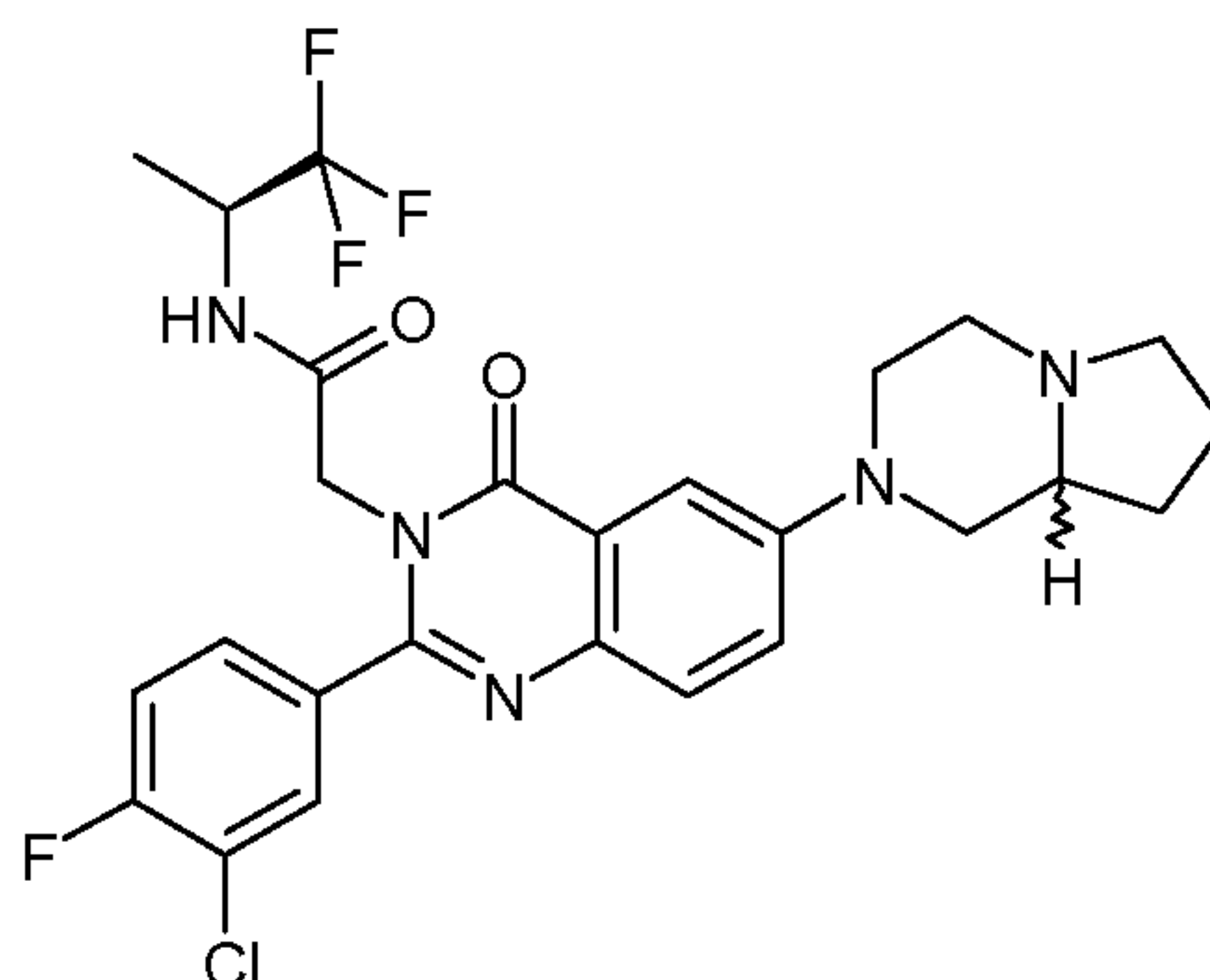
EXAMPLE 9c: 2-[2-(3-Chloro-4-fluorophenyl)-6-(hexahydropyrrolo[1,2-*a*]pyrazin-2-yl)-4-oxo-4H-quinazolin-3-yl]-N-((R)-2,2,2-trifluoro-1-methylethyl)acetamide

120



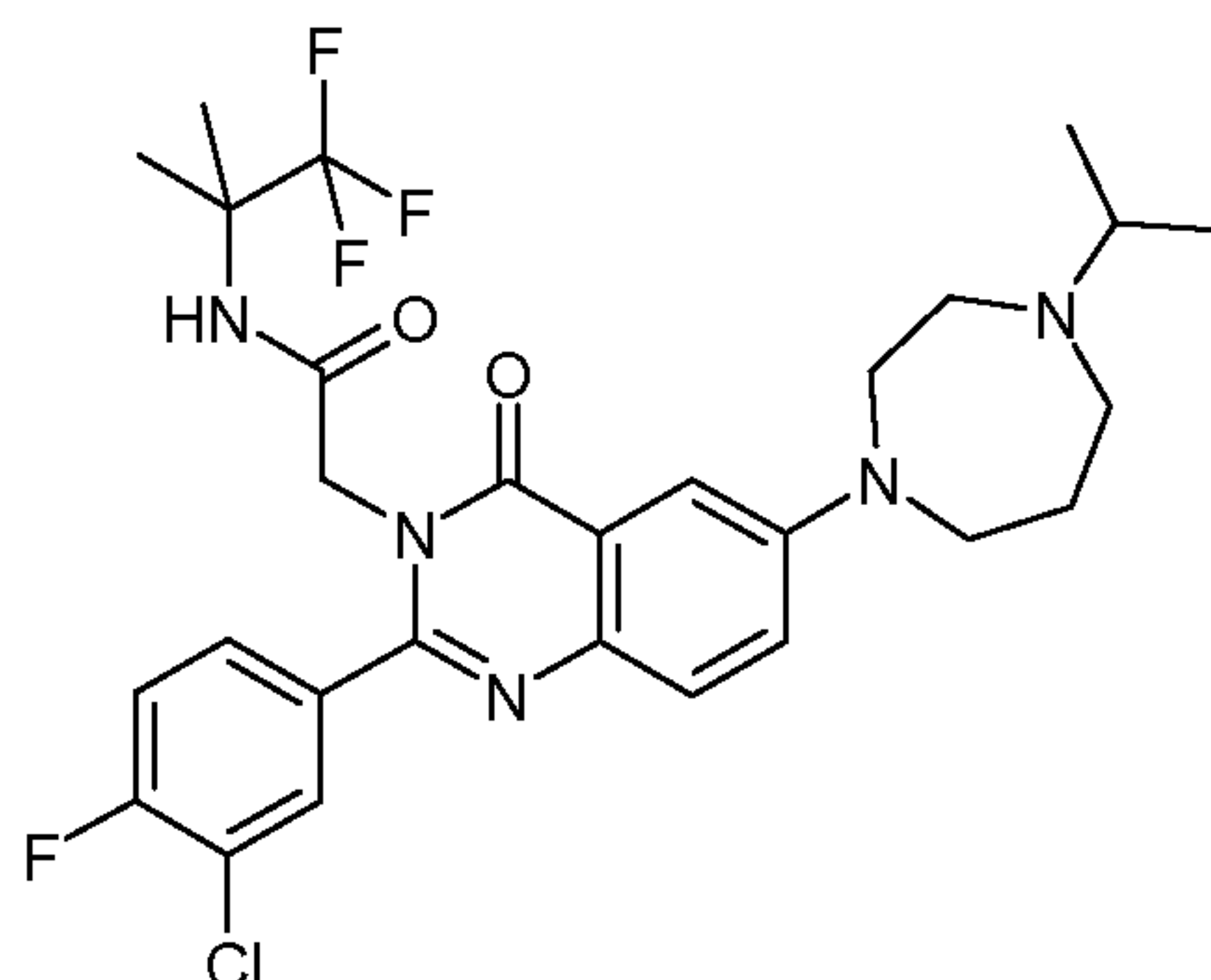
MS (ESI) m/z : 552/554 ($[M+H]^+$) (from INTERMEDIATE IX.9).

EXAMPLE 9d: 2-[2-(3-Chloro-4-fluorophenyl)-6-(hexahydropyrrolo[1,2-a]pyrazin-2-yl)-4-oxo-4H-quinazolin-3-yl]-N-((S)-2,2,2-trifluoro-1-methylethyl)acetamide



MS (ESI) m/z : 552/554 ($[M+H]^+$) (from INTERMEDIATE IX.9).

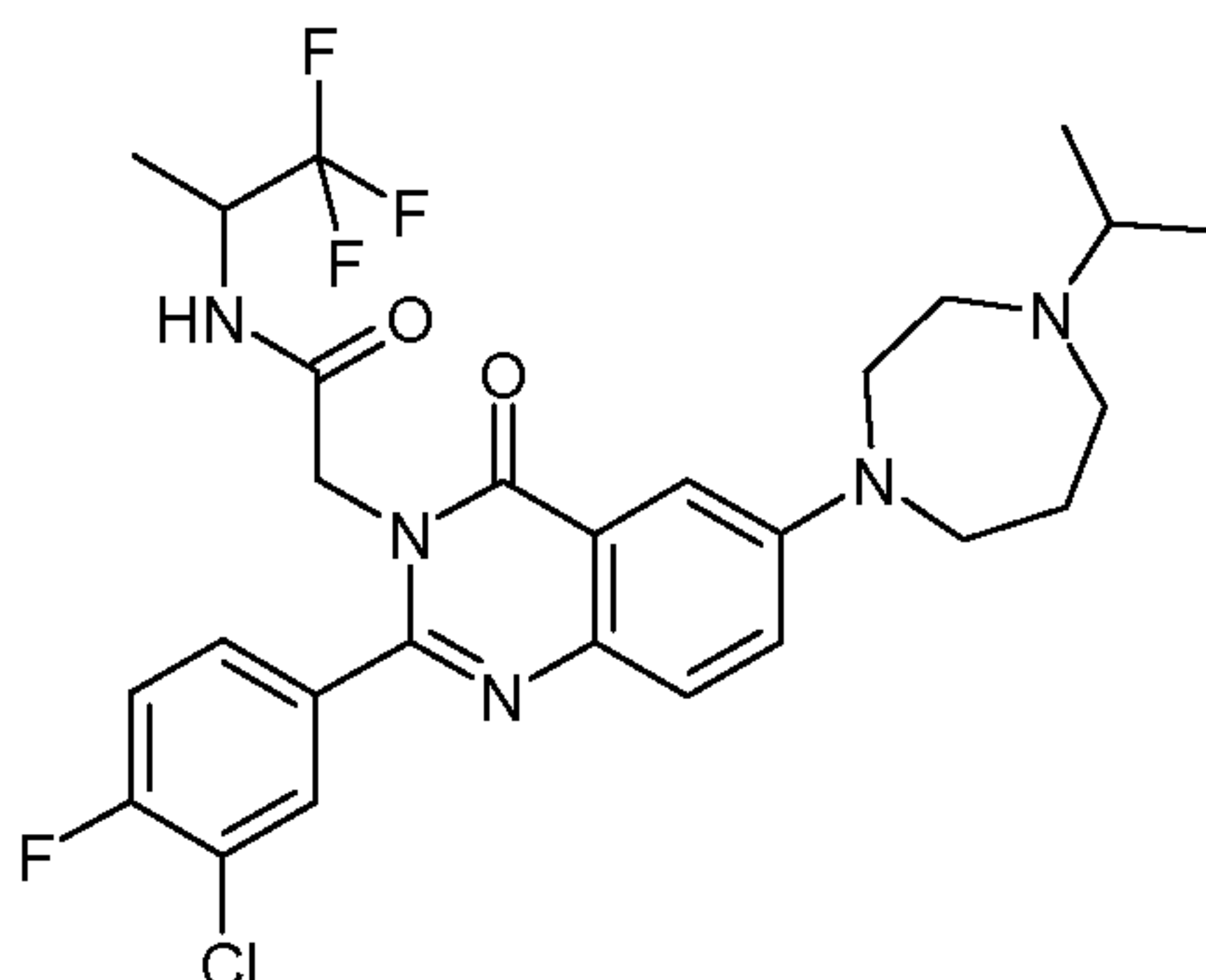
EXAMPLE 9e: 2-[2-(3-Chloro-4-fluorophenyl)-6-(4-isopropylperhydro-1,4-diazepin-1-yl)-4-oxo-4H-quinazolin-3-yl]-N-(2,2,2-trifluoro-1,1-dimethylethyl)acetamide



MS (ESI) m/z : 582/584 ($[M+H]^+$) (from INTERMEDIATE IX.10).

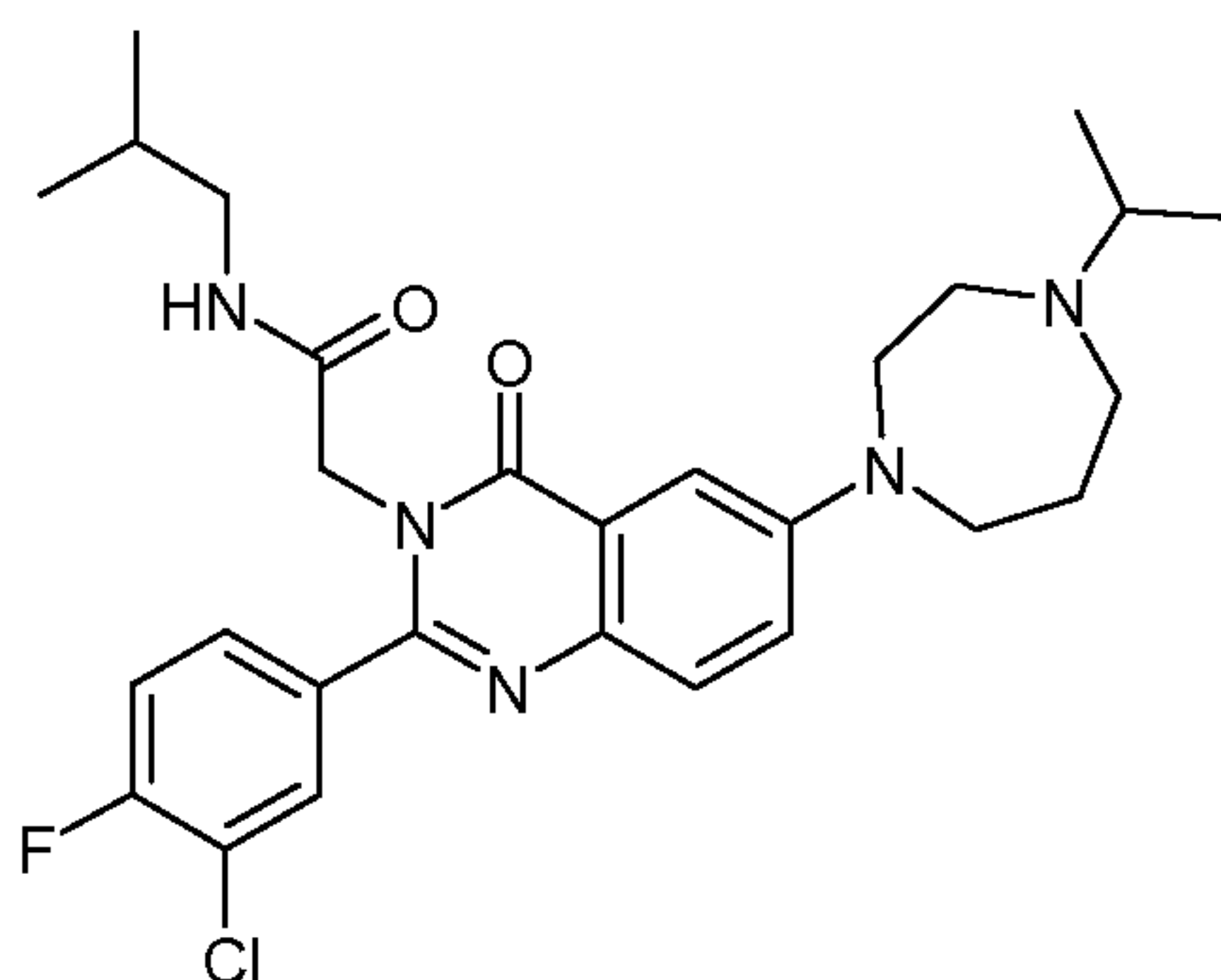
EXAMPLE 9f: 2-[2-(3-Chloro-4-fluorophenyl)-6-(4-isopropylperhydro-1,4-diazepin-1-yl)-4-oxo-4H-quinazolin-3-yl]-N-(2,2,2-trifluoro-1-methylethyl)acetamide

121



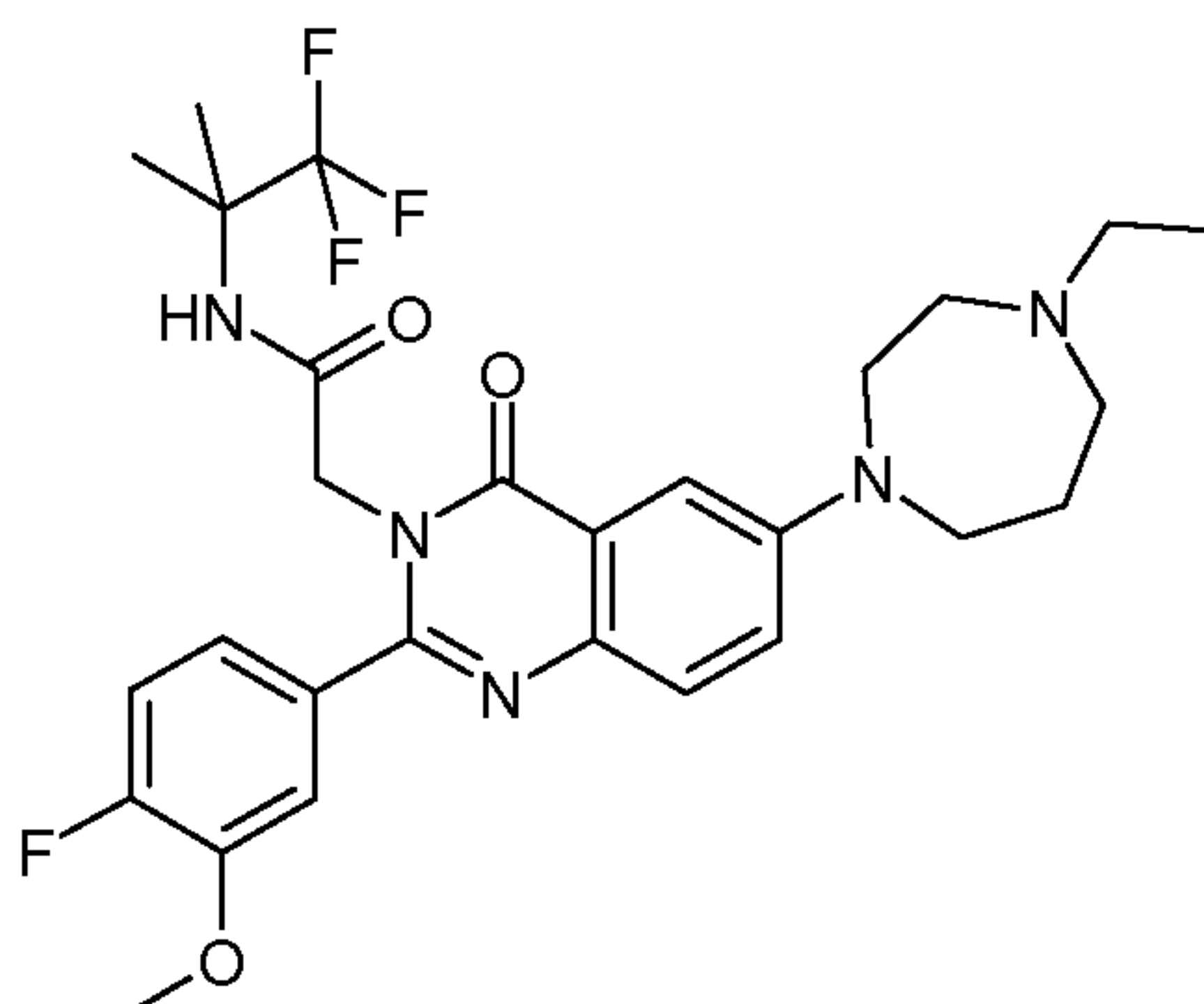
MS (ESI) m/z : 568 ($[M+H]^+$) (from INTERMEDIATE IX.10).

EXAMPLE 9g: 2-[2-(3-Chloro-4-fluorophenyl)-6-(4-isopropylperhydro-1,4-diazepin-1-yl)-4-oxo-4H-quinazolin-3-yl]-N-isobutylacetamide



MS (ESI) m/z : 528 ($[M+H]^+$) (from INTERMEDIATE IX.10).

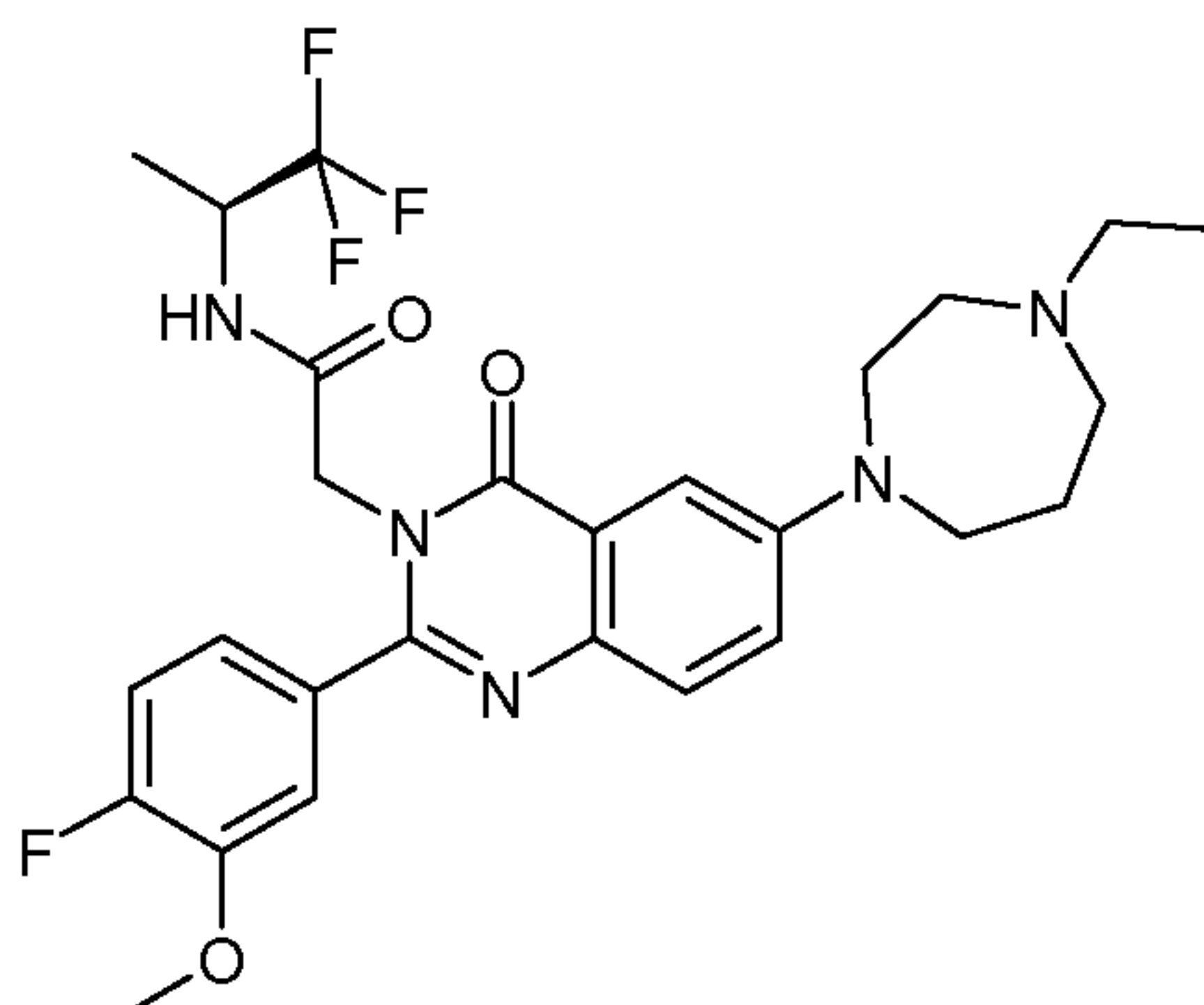
EXAMPLE 9h: 2-[6-(4-Ethylperhydro-1,4-diazepin-1-yl)-2-(4-fluoro-3-methoxyphenyl)-4-oxo-4H-quinazolin-3-yl]-N-(2,2,2-trifluoro-1,1-dimethylethyl)acetamide



MS (ESI) m/z : 564 ($[M+H]^+$) (from INTERMEDIATE IX.11).

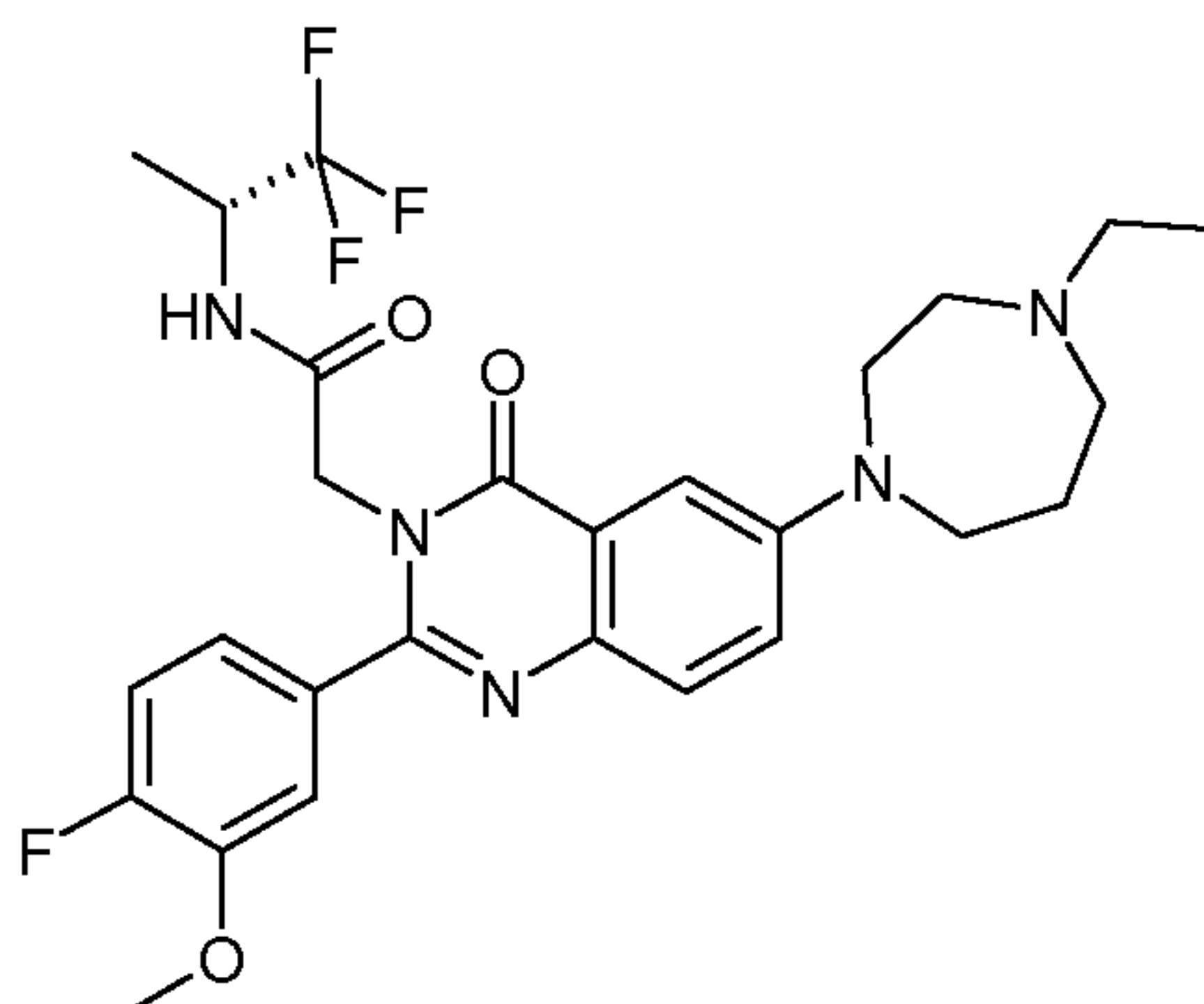
EXAMPLE 9i: 2-[6-(4-Ethylperhydro-1,4-diazepin-1-yl)-2-(4-fluoro-3-methoxyphenyl)-4-oxo-4H-quinazolin-3-yl]-N-((S)-2,2,2-trifluoro-1-methylethyl)acetamide

122



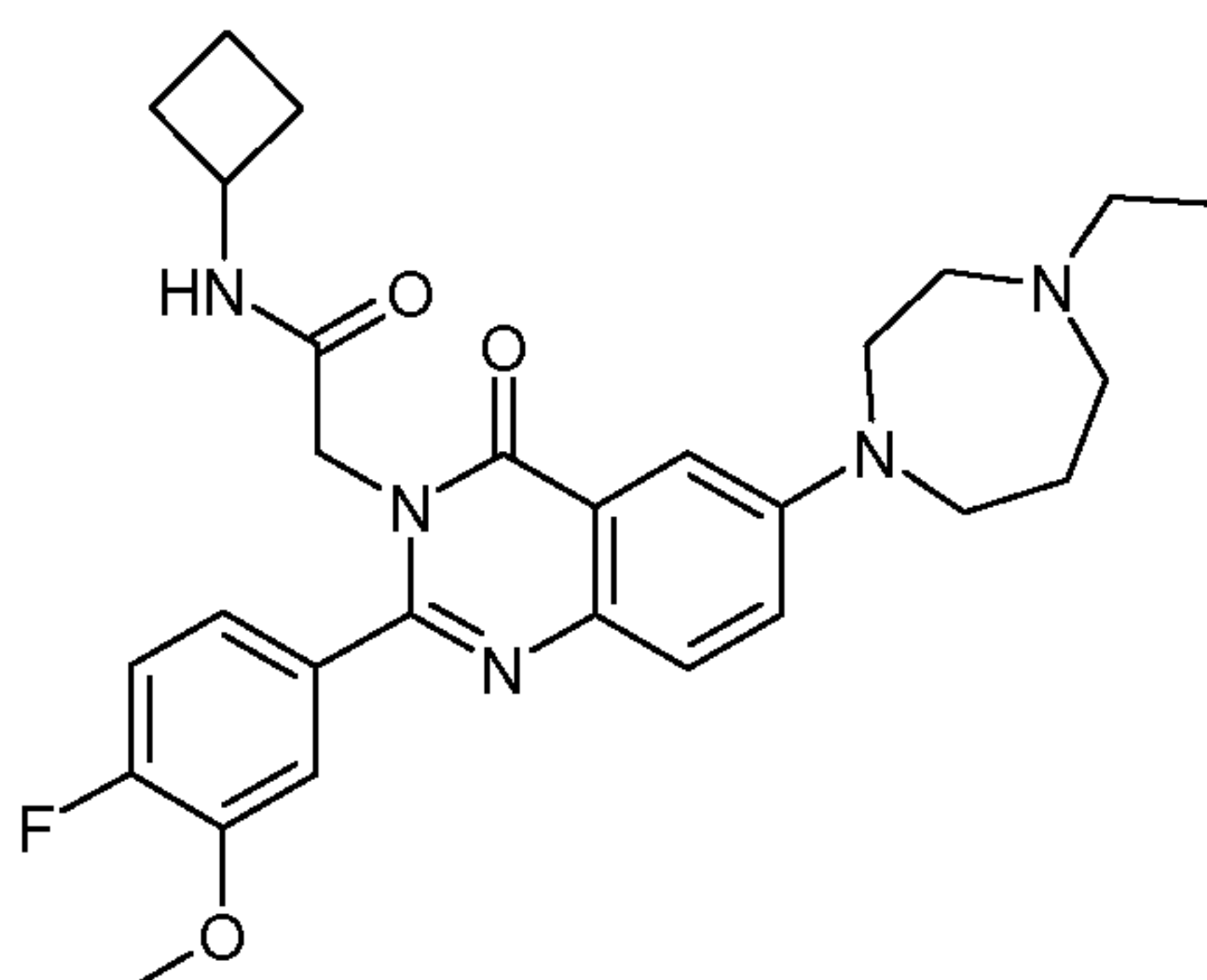
MS (ESI) m/z : 550 ($[M+H]^+$) (from INTERMEDIATE IX.11).

EXAMPLE 9j: 2-[6-(4-Ethylperhydro-1,4-diazepin-1-yl)-2-(4-fluoro-3-methoxyphenyl)-4-oxo-4H-quinazolin-3-yl]-N-((R)-2,2,2-trifluoro-1-methylethyl)acetamide



MS (ESI) m/z : 550 ($[M+H]^+$) (from INTERMEDIATE IX.11).

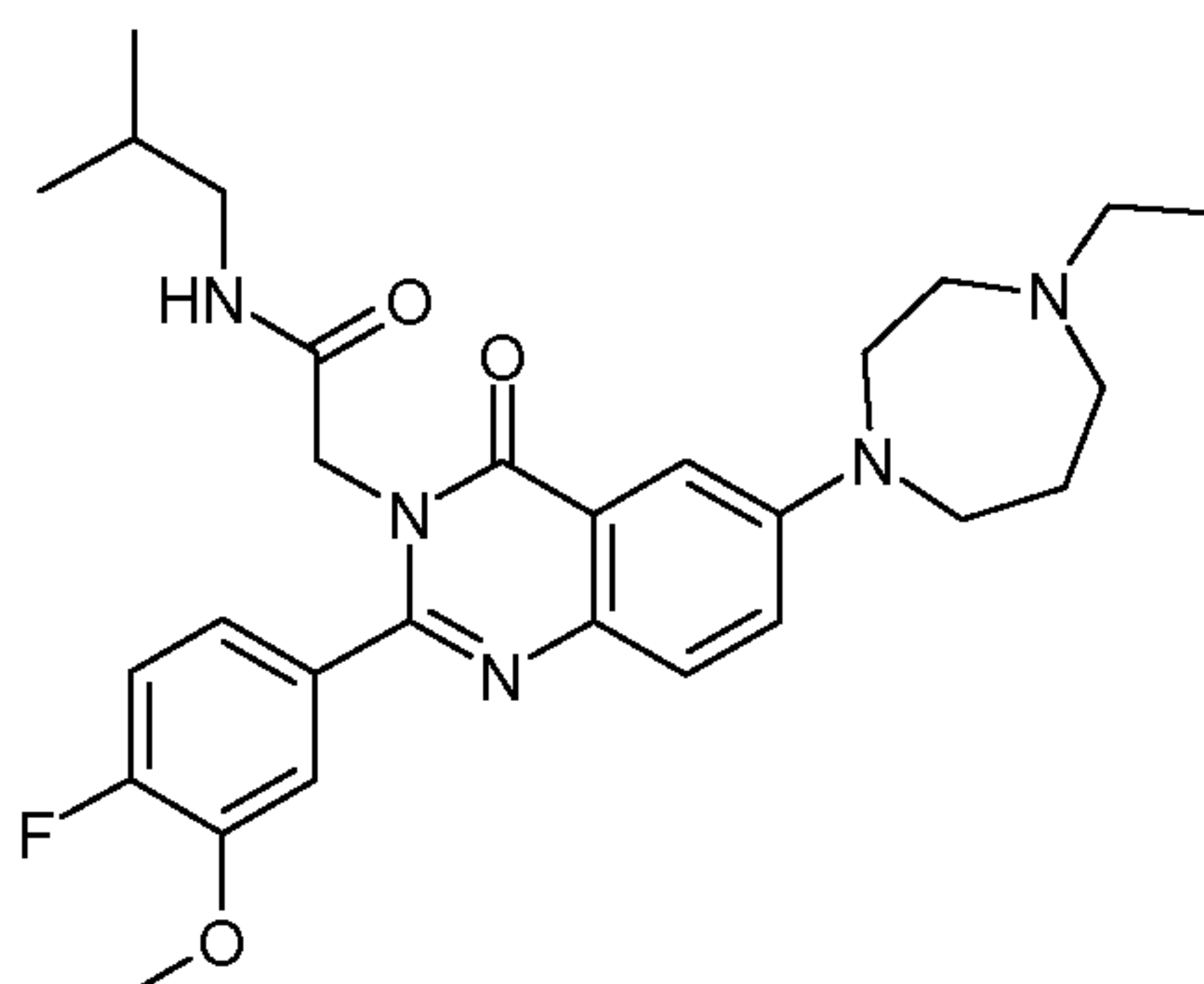
EXAMPLE 9k: N-Cyclobutyl-2-[6-(4-ethylperhydro-1,4-diazepin-1-yl)-2-(4-fluoro-3-methoxyphenyl)-4-oxo-4H-quinazolin-3-yl]acetamide



MS (ESI) m/z : 508 ($[M+H]^+$) (from INTERMEDIATE IX.11).

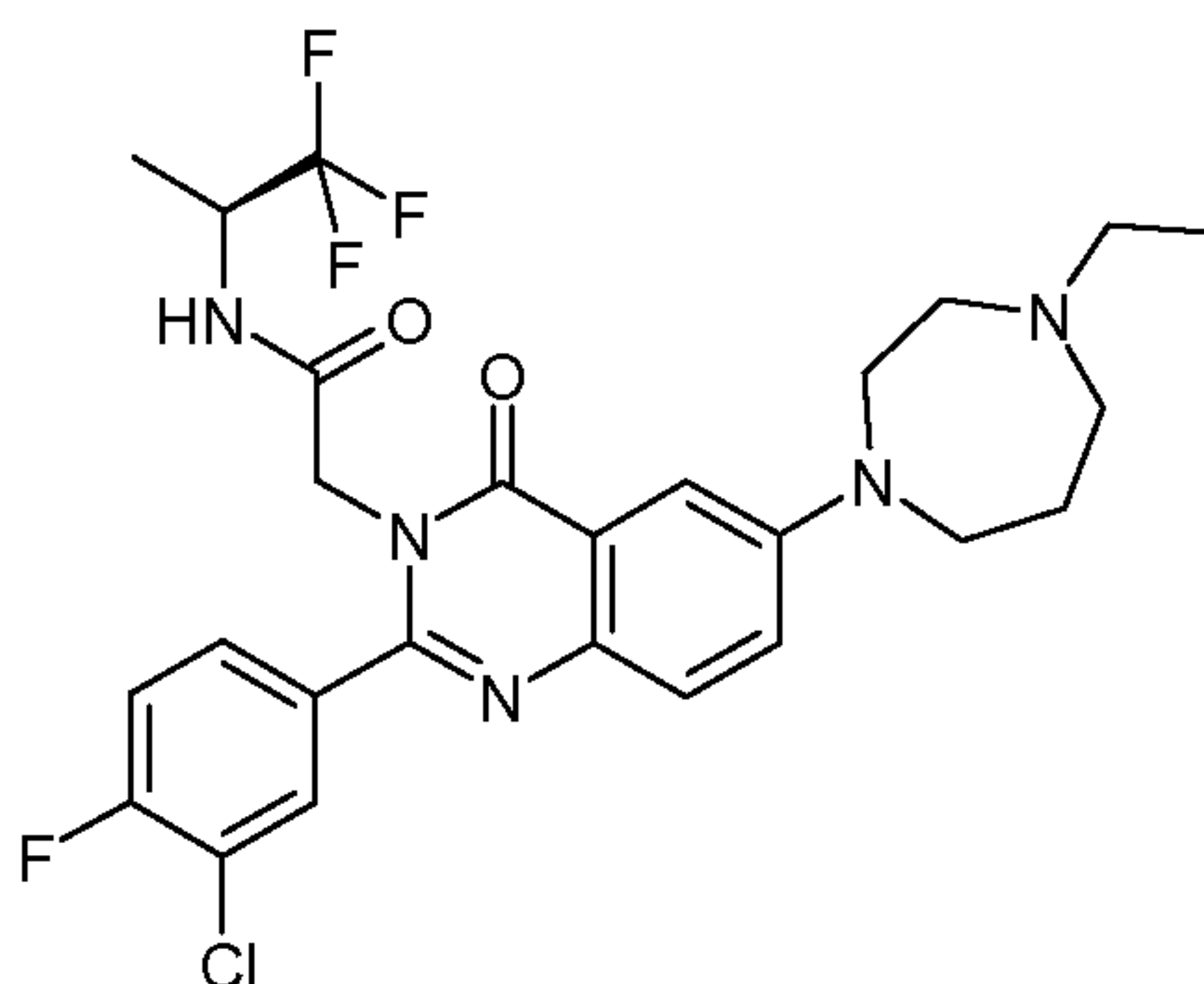
EXAMPLE 9l: 2-[6-(4-Ethylperhydro-1,4-diazepin-1-yl)-2-(4-fluoro-3-methoxyphenyl)-4-oxo-4H-quinazolin-3-yl]-N-isobutylacetamide

123



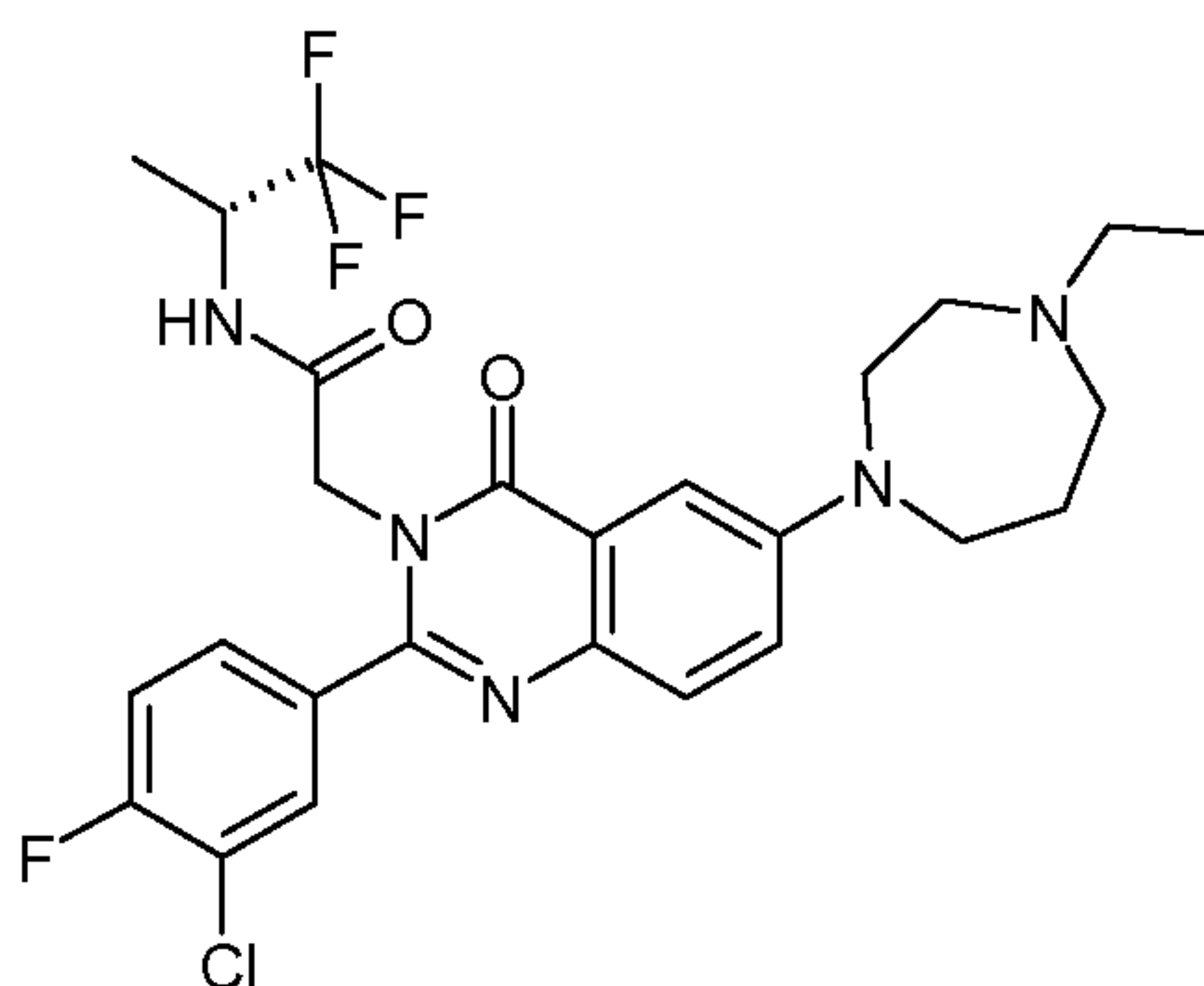
MS (ESI) m/z : 510 ($[M+H]^+$) (from INTERMEDIATE IX.11).

EXAMPLE 9m: 2-[2-(3-Chloro-4-fluorophenyl)-6-(4-ethylperhydro-1,4-diazepin-1-yl)-4-oxo-4H-quinazolin-3-yl]-N-((S)-2,2,2-trifluoro-1-methylethyl)acetamide



MS (ESI) m/z : 554/556 ($[M+H]^+$) (from INTERMEDIATE IX.12).

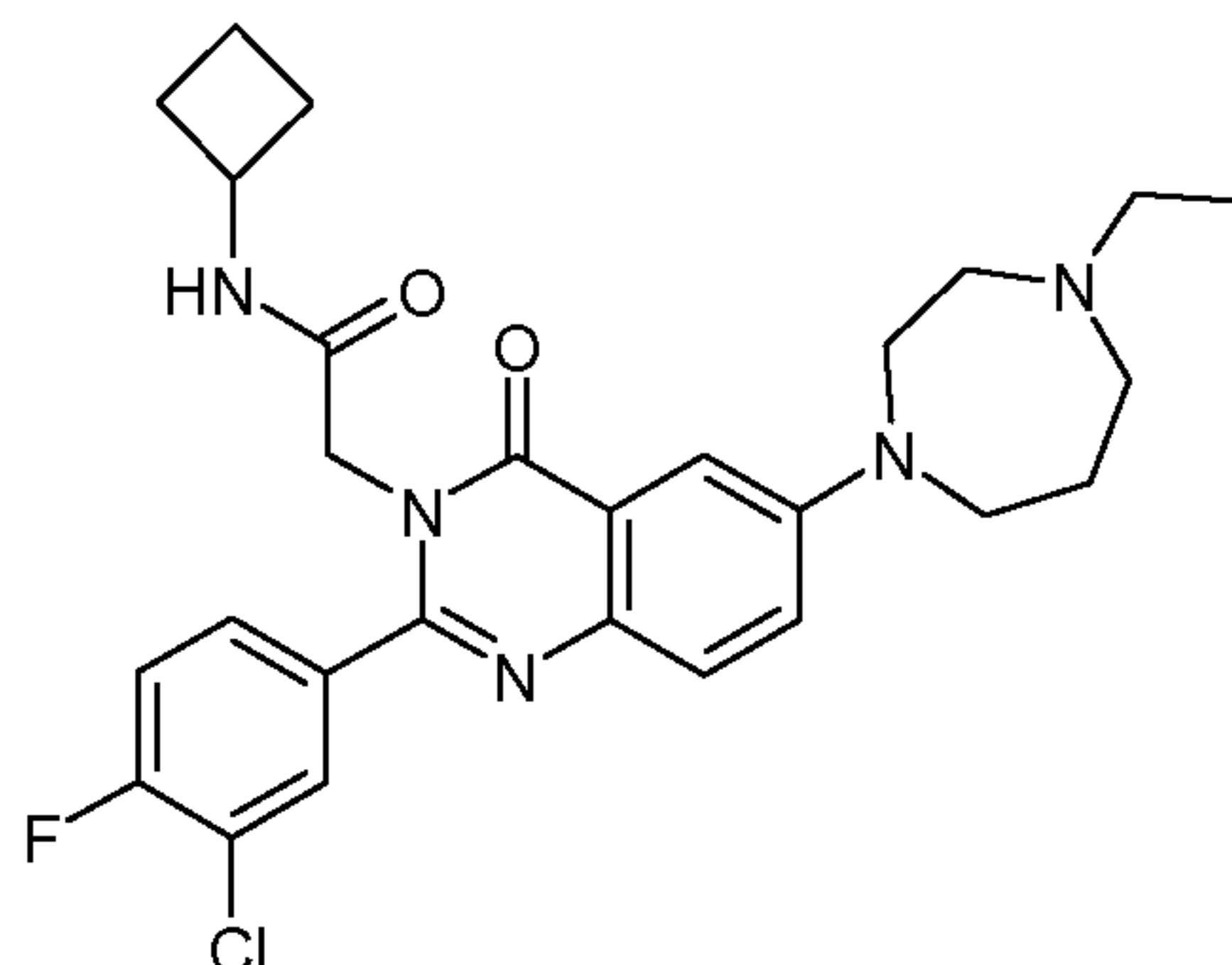
EXAMPLE 9n: 2-[2-(3-Chloro-4-fluorophenyl)-6-(4-ethylperhydro-1,4-diazepin-1-yl)-4-oxo-4H-quinazolin-3-yl]-N-((R)-2,2,2-trifluoro-1-methylethyl)acetamide



MS (ESI) m/z : 554 ($[M+H]^+$) (from INTERMEDIATE IX.12).

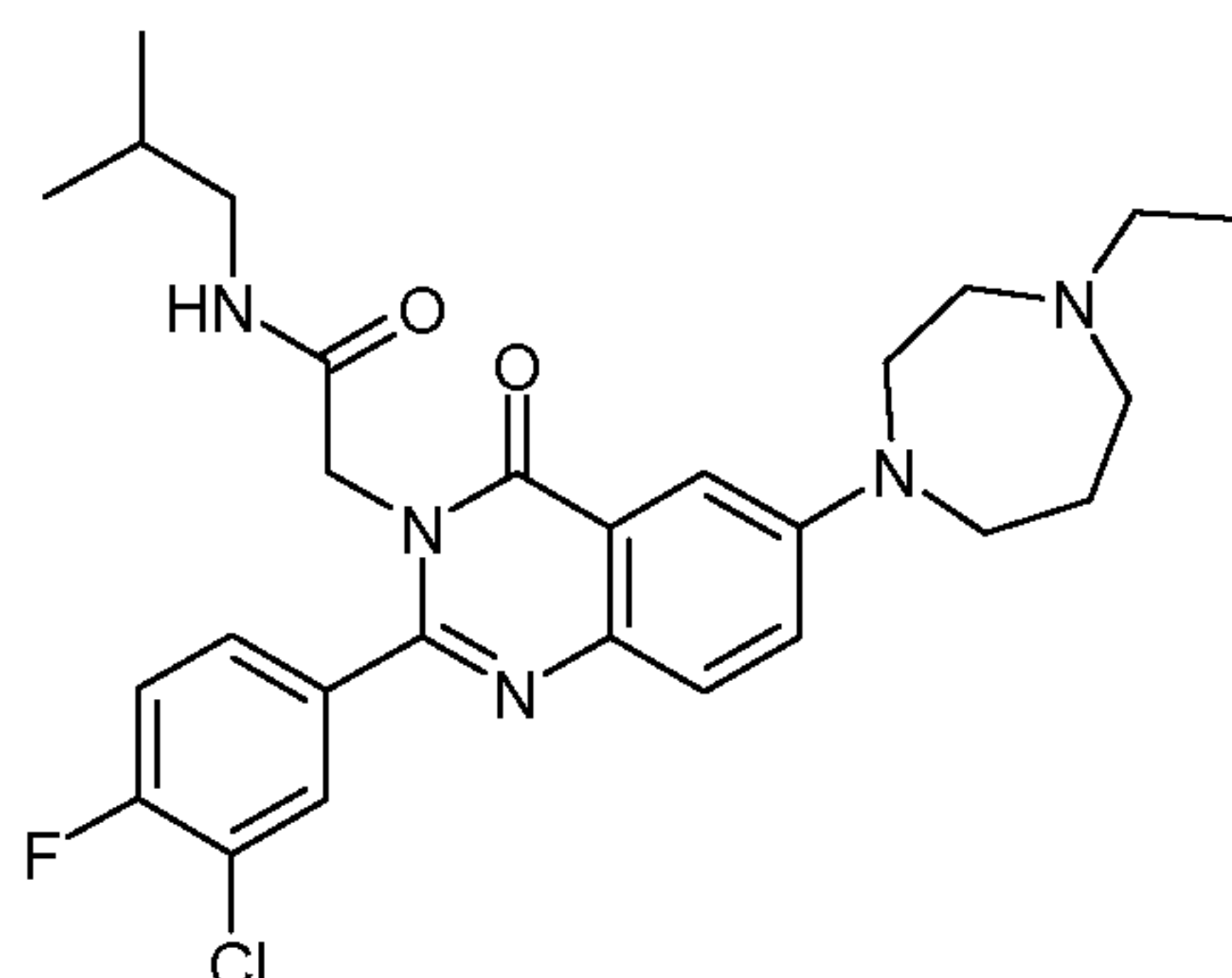
EXAMPLE 9o: 2-[2-(3-Chloro-4-fluorophenyl)-6-(4-ethyl-perhydro-1,4-diazepin-1-yl)-4-oxo-4H-quinazolin-3-yl]-N-cyclobutylacetamide

124



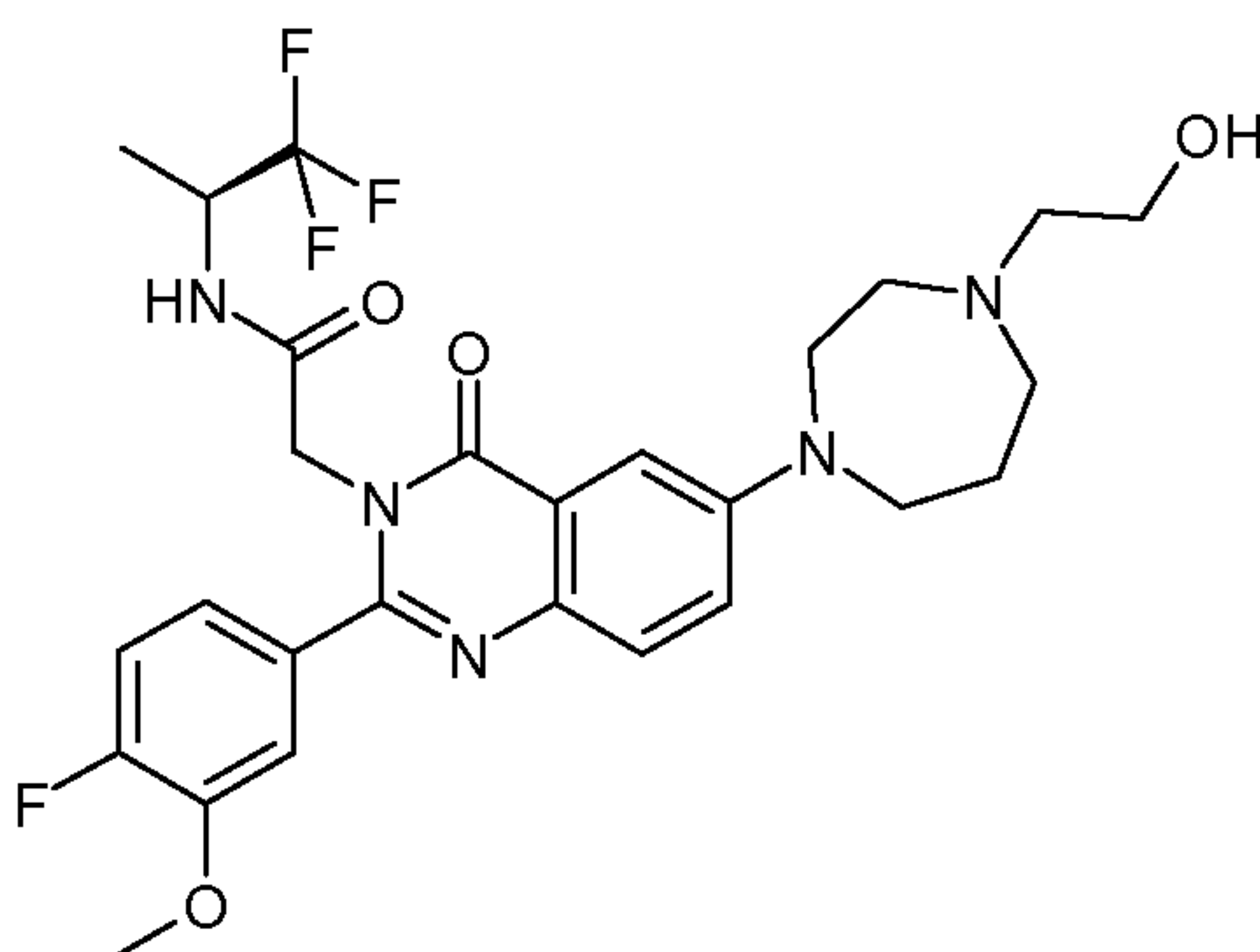
MS (ESI) m/z : 512/514 ($[M+H]^+$) (from INTERMEDIATE IX.12).

EXAMPLE 9p: 2-[2-(3-Chloro-4-fluorophenyl)-6-(4-ethylperhydro-1,4-diazepin-1-yl)-4-oxo-4H-quinazolin-3-yl]-N-isobutylacetamide



MS (ESI) m/z : 514/516 ($[M+H]^+$) (from INTERMEDIATE IX.12).

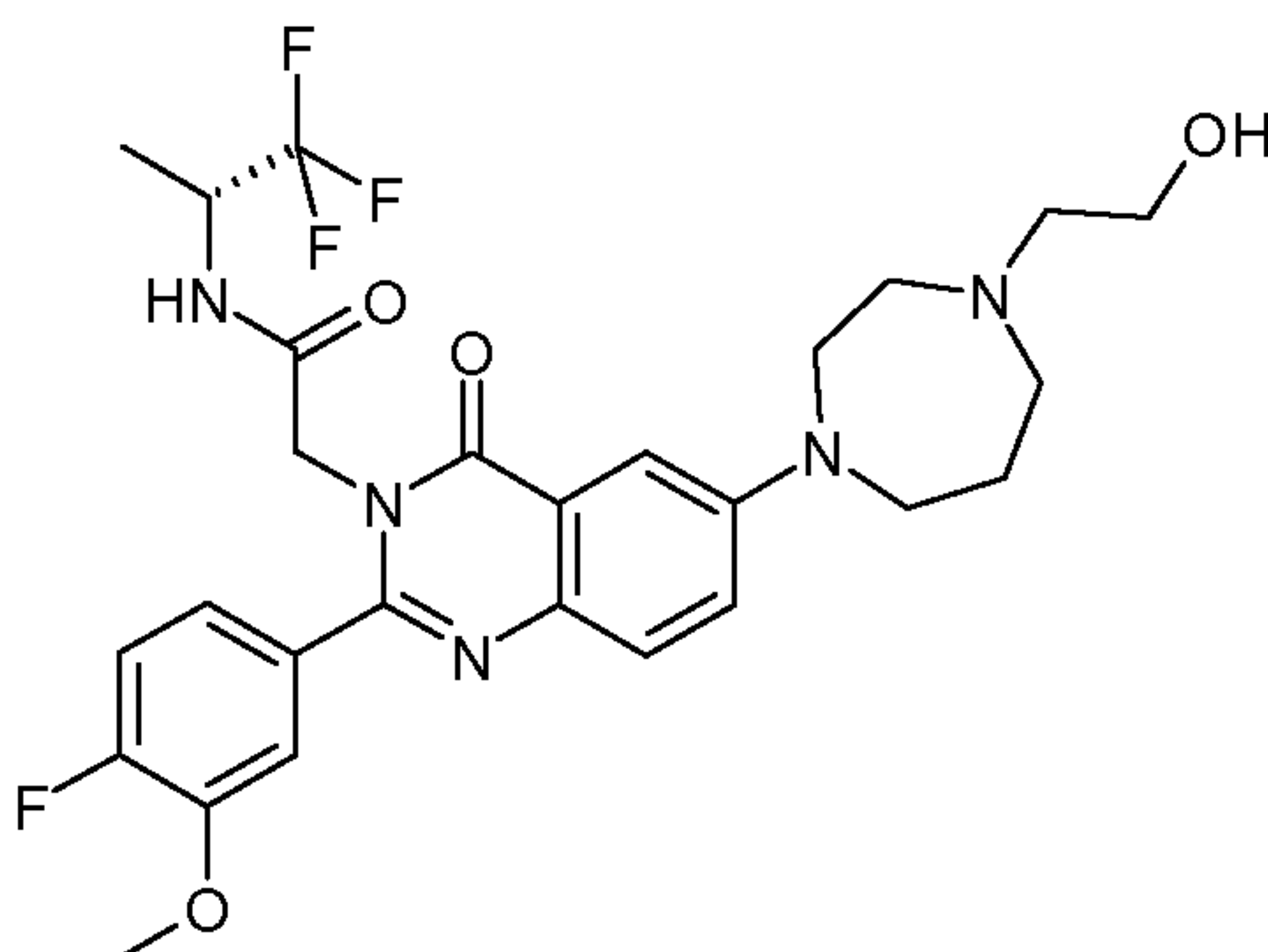
EXAMPLE 9q: 2-{2-(4-Fluoro-3-methoxyphenyl)-6-[4-(2-hydroxyethyl)perhydro-1,4-diazepin-1-yl]-4-oxo-4H-quinazolin-3-yl}-N-((S)-2,2,2-trifluoro-1-methylethyl)acetamide



MS (ESI) m/z : 566 ($[M+H]^+$) (from INTERMEDIATE IX.13).

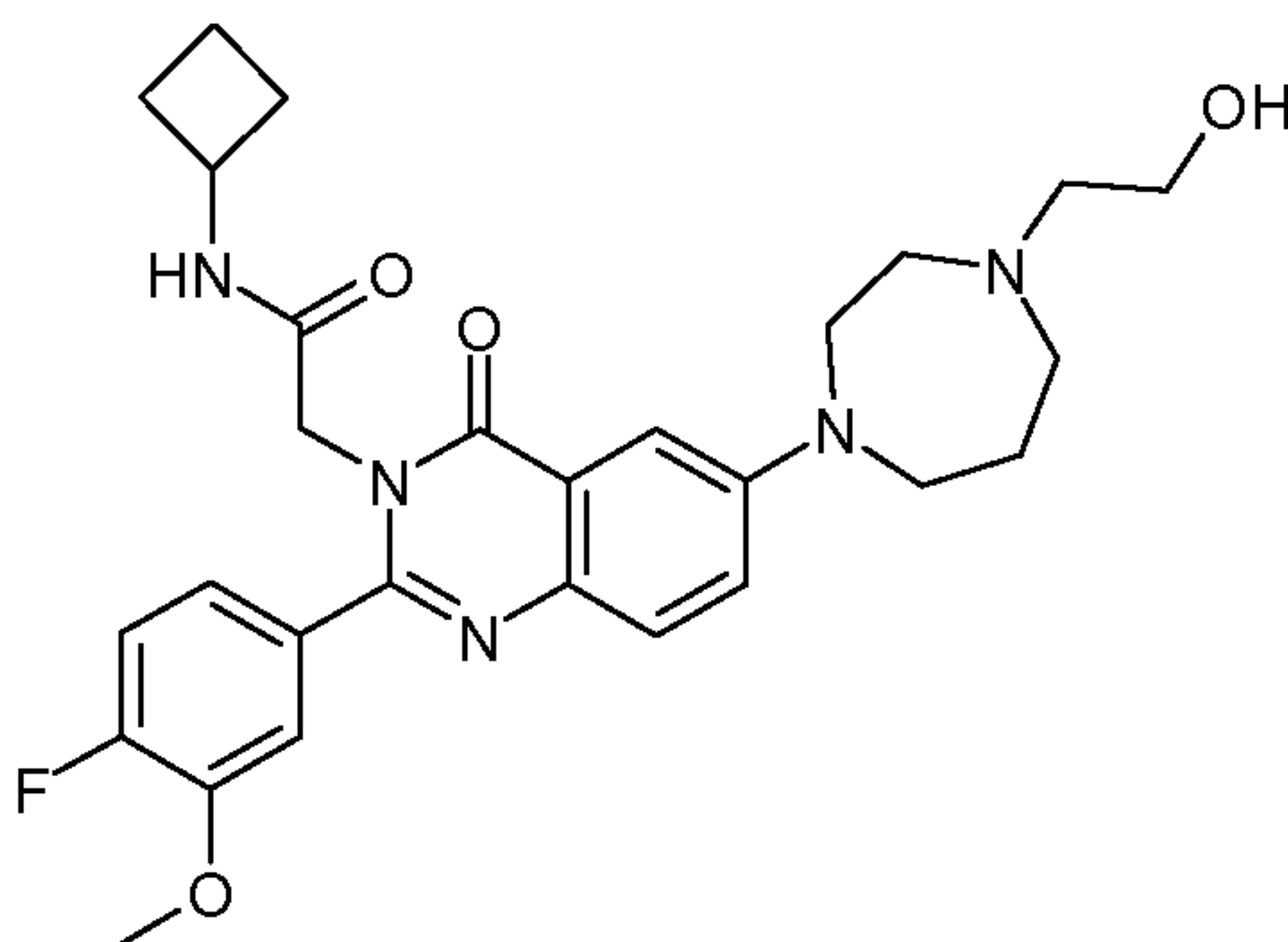
EXAMPLE 9r: 2-{2-(4-Fluoro-3-methoxyphenyl)-6-[4-(2-hydroxyethyl)perhydro-1,4-diazepin-1-yl]-4-oxo-4H-quinazolin-3-yl}-N-((R)-2,2,2-trifluoro-1-methylethyl)acetamide

125



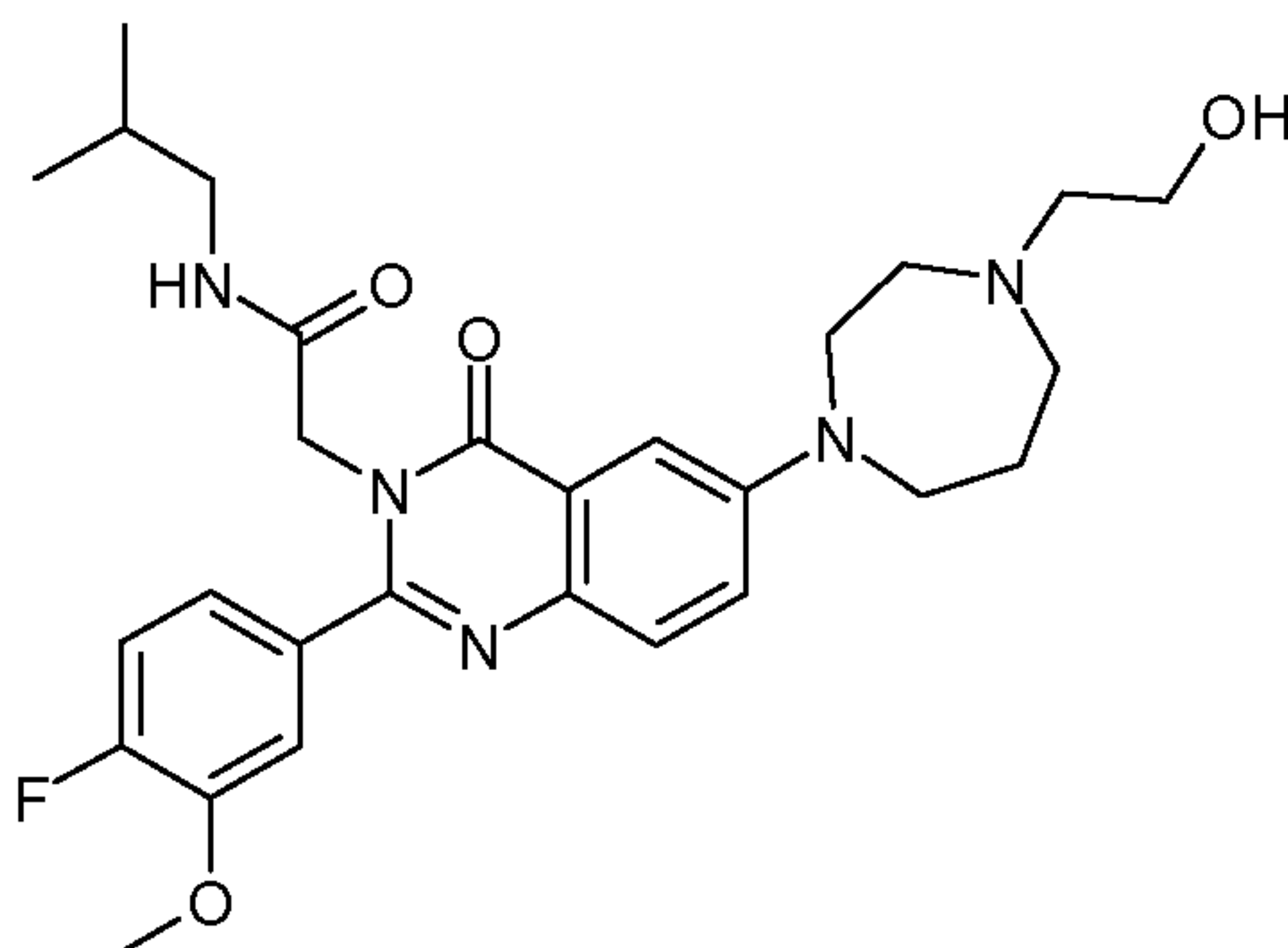
MS (ESI) m/z : 566 ($[M+H]^+$) (from INTERMEDIATE IX.13).

EXAMPLE 9s: *N*-Cyclobutyl-2-{2-(4-fluoro-3-methoxyphenyl)-6-[4-(2-hydroxyethyl)perhydro-1,4-diazepin-1-yl]-4-oxo-4*H*-quinazolin-3-yl}acetamide



MS (ESI) m/z : 524 ($[M+H]^+$) (from INTERMEDIATE IX.13).

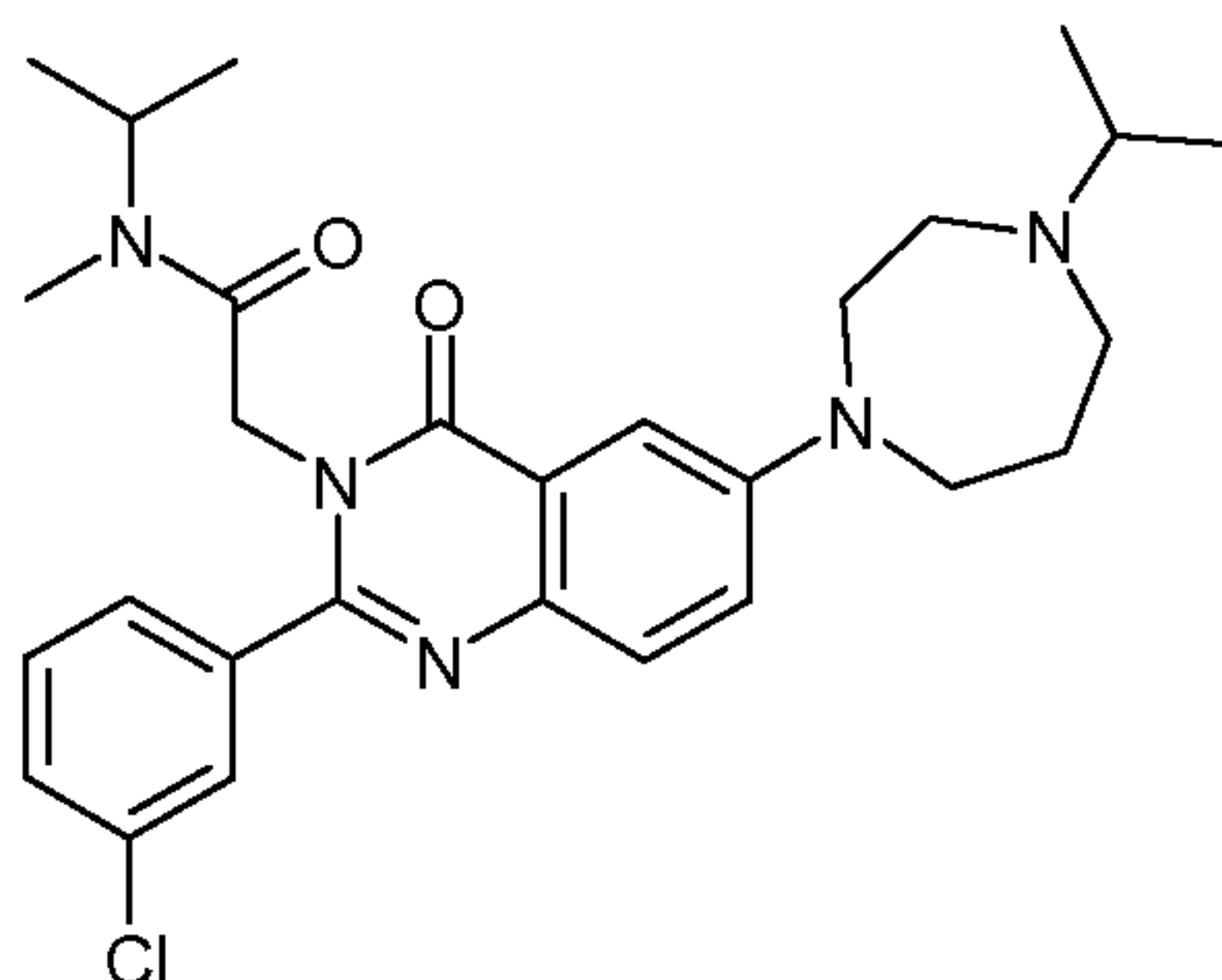
EXAMPLE 9t: 2-{2-(4-Fluoro-3-methoxyphenyl)-6-[4-(2-hydroxyethyl)perhydro-1,4-diazepin-1-yl]-4-oxo-4*H*-quinazolin-3-yl}-*N*-isobutylacetamide



MS (ESI) m/z : 526 ($[M+H]^+$) (from INTERMEDIATE IX.13).

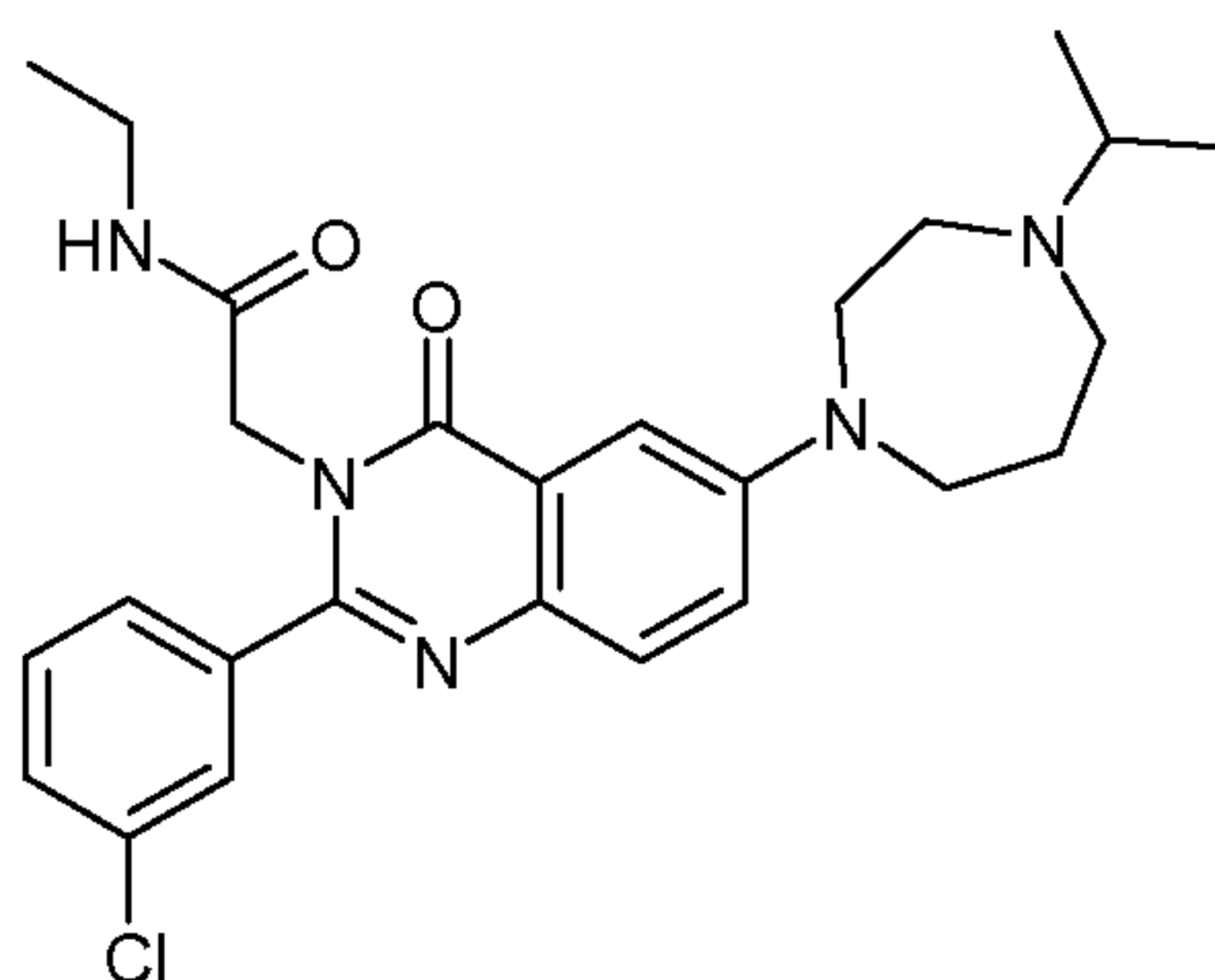
EXAMPLE 9u: 2-[2-(3-Chlorophenyl)-6-(4-isopropylperhydro-1,4-diazepin-1-yl)-4-oxo-4*H*-quinazolin-3-yl]-*N*-isopropyl-*N*-methylacetamide

126



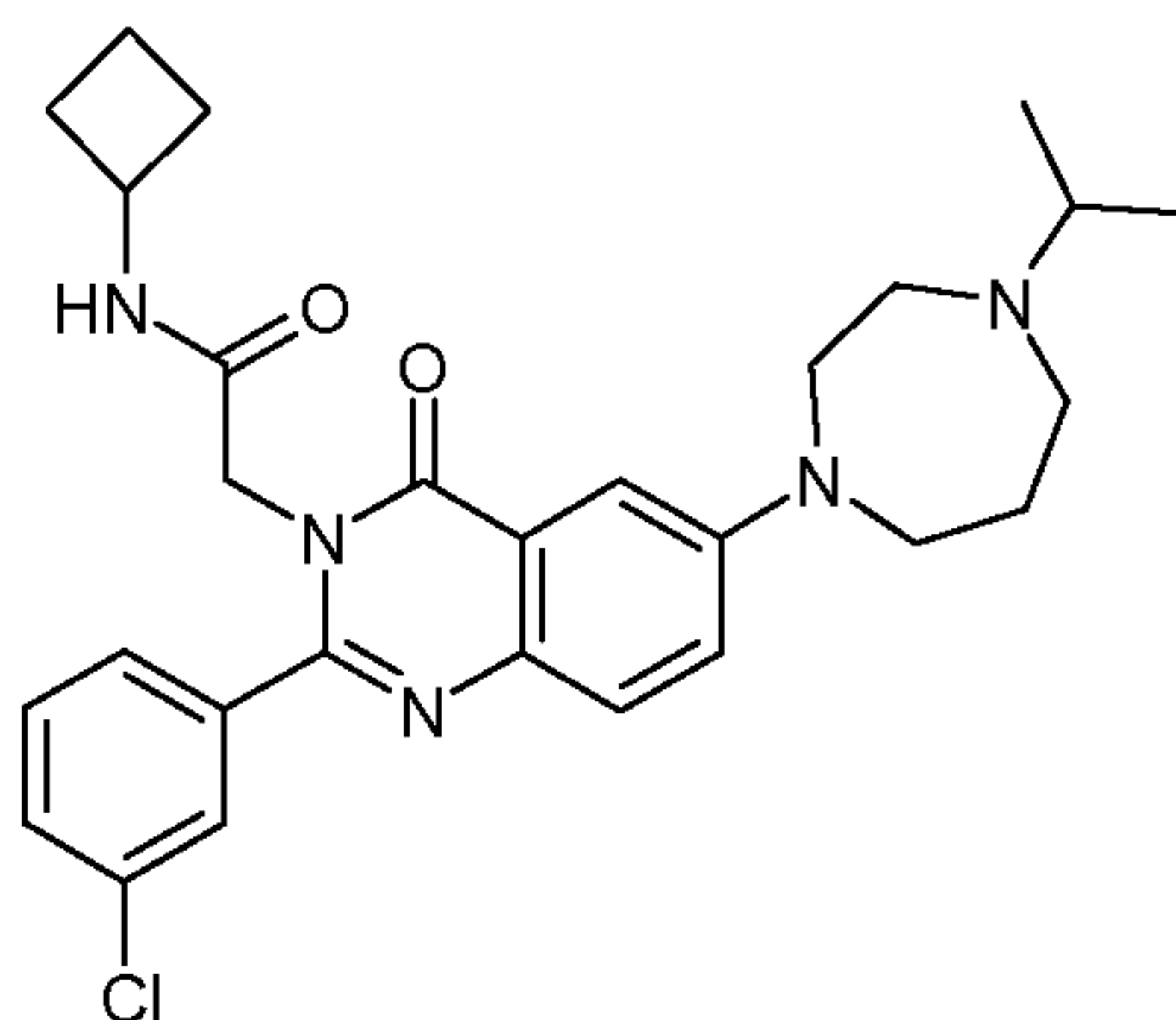
MS (ESI) m/z : 510/512 ($[M+H]^+$) (from INTERMEDIATE IX.14).

EXAMPLE 9v: 2-[2-(3-Chlorophenyl)-6-(4-isopropylperhydro-1,4-diazepin-1-yl)-4-oxo-4H-quinazolin-3-yl]-N-ethylacetamide



MS (ESI) m/z : 482/484 ($[M+H]^+$) (from INTERMEDIATE IX.14).

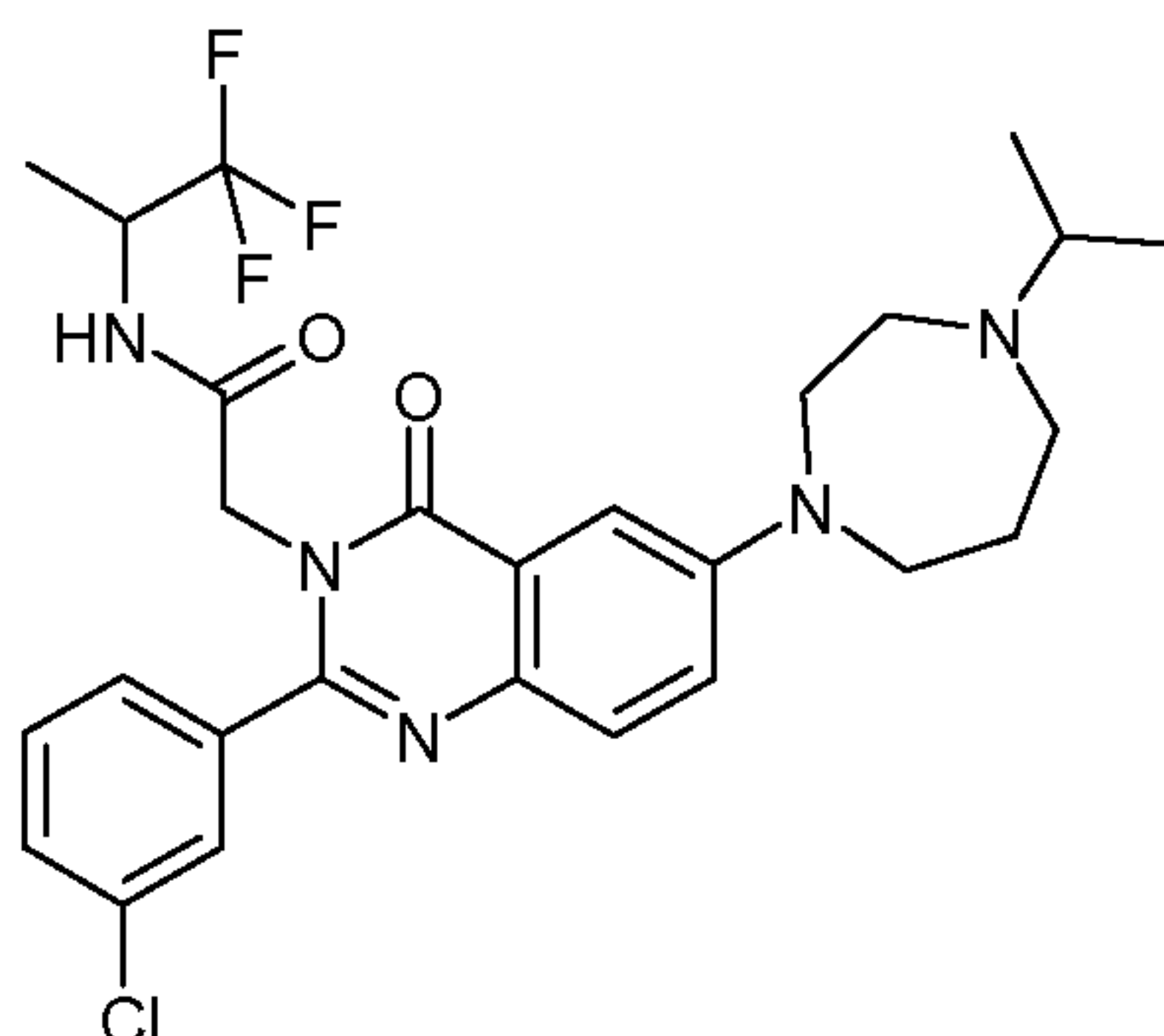
EXAMPLE 9w: 2-[2-(3-Chlorophenyl)-6-(4-isopropylperhydro-1,4-diazepin-1-yl)-4-oxo-4H-quinazolin-3-yl]-N-cyclobutylacetamide



MS (ESI) m/z : 508/510 ($[M+H]^+$) (from INTERMEDIATE IX.14).

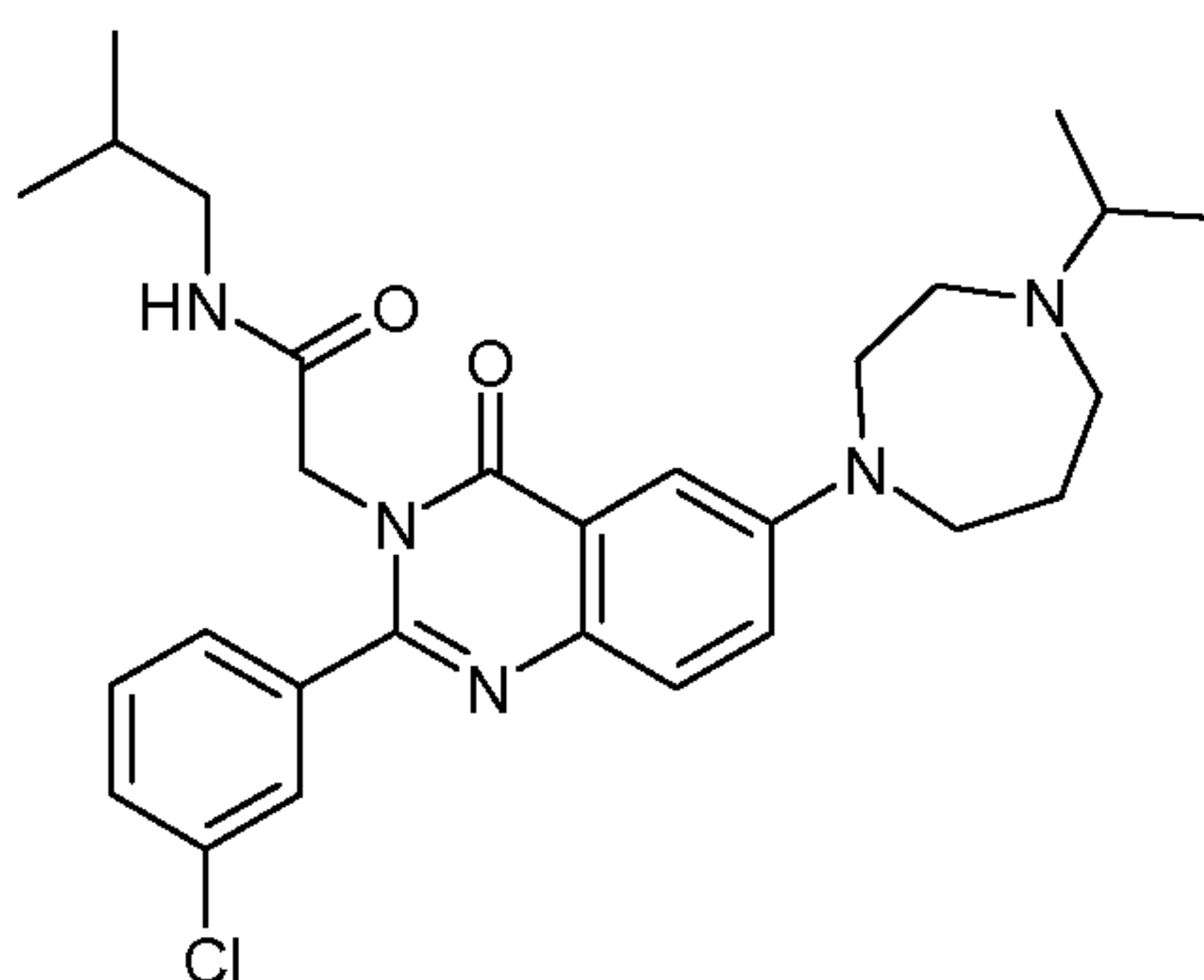
EXAMPLE 9x: 2-[2-(3-Chlorophenyl)-6-(4-isopropylperhydro-1,4-diazepin-1-yl)-4-oxo-4H-quinazolin-3-yl]-N-(2,2,2-trifluoro-1-methylethyl)acetamide

127



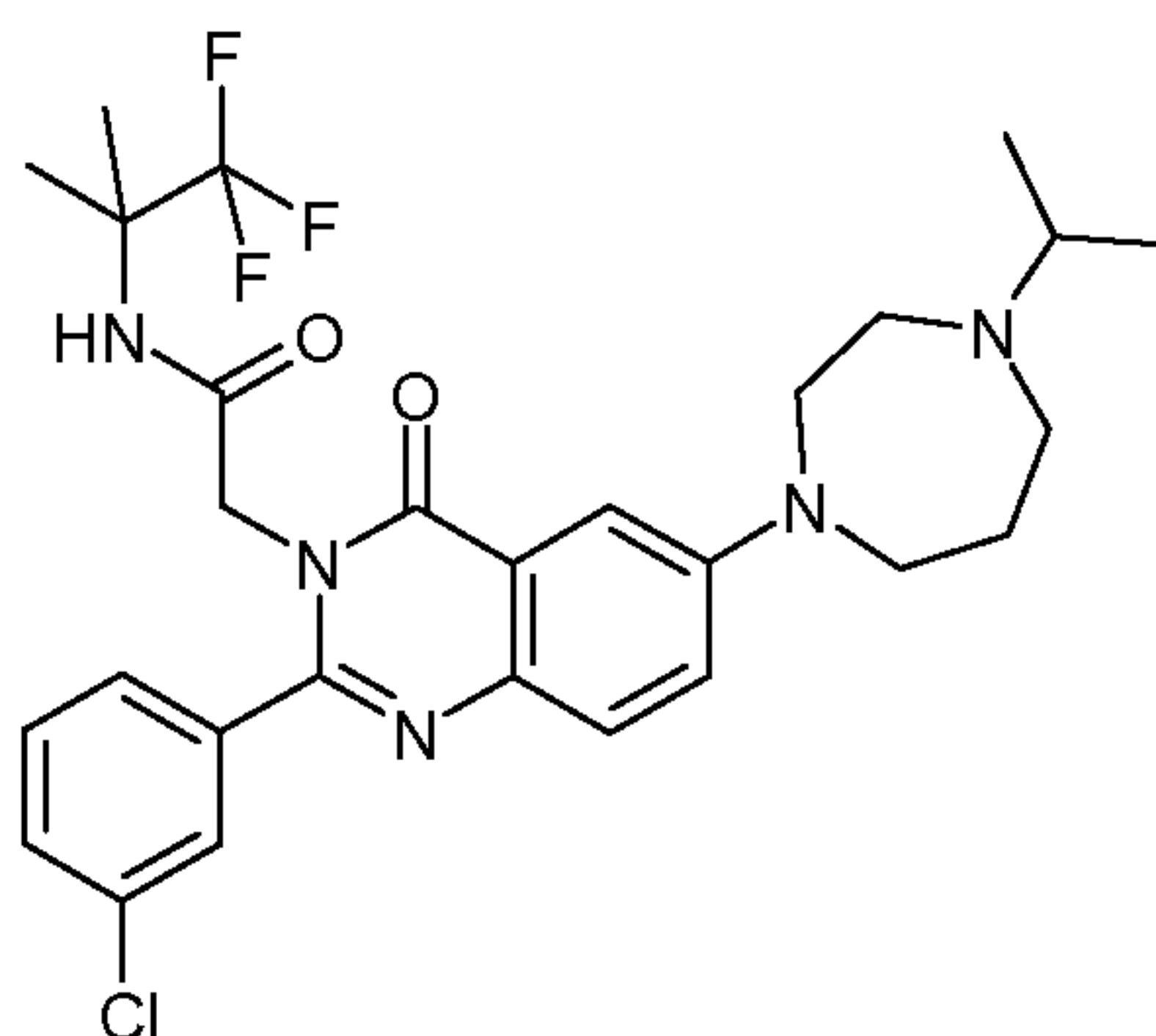
MS (ESI) m/z : 550/552 ($[M+H]^+$) (from INTERMEDIATE IX.14).

EXAMPLE 9y: 2-[2-(3-Chlorophenyl)-6-(4-isopropylperhydro-1,4-diazepin-1-yl)-4-oxo-4H-quinazolin-3-yl]-N-isobutylacetamide



MS (ESI) m/z : 510/512 ($[M+H]^+$) (from INTERMEDIATE IX.14).

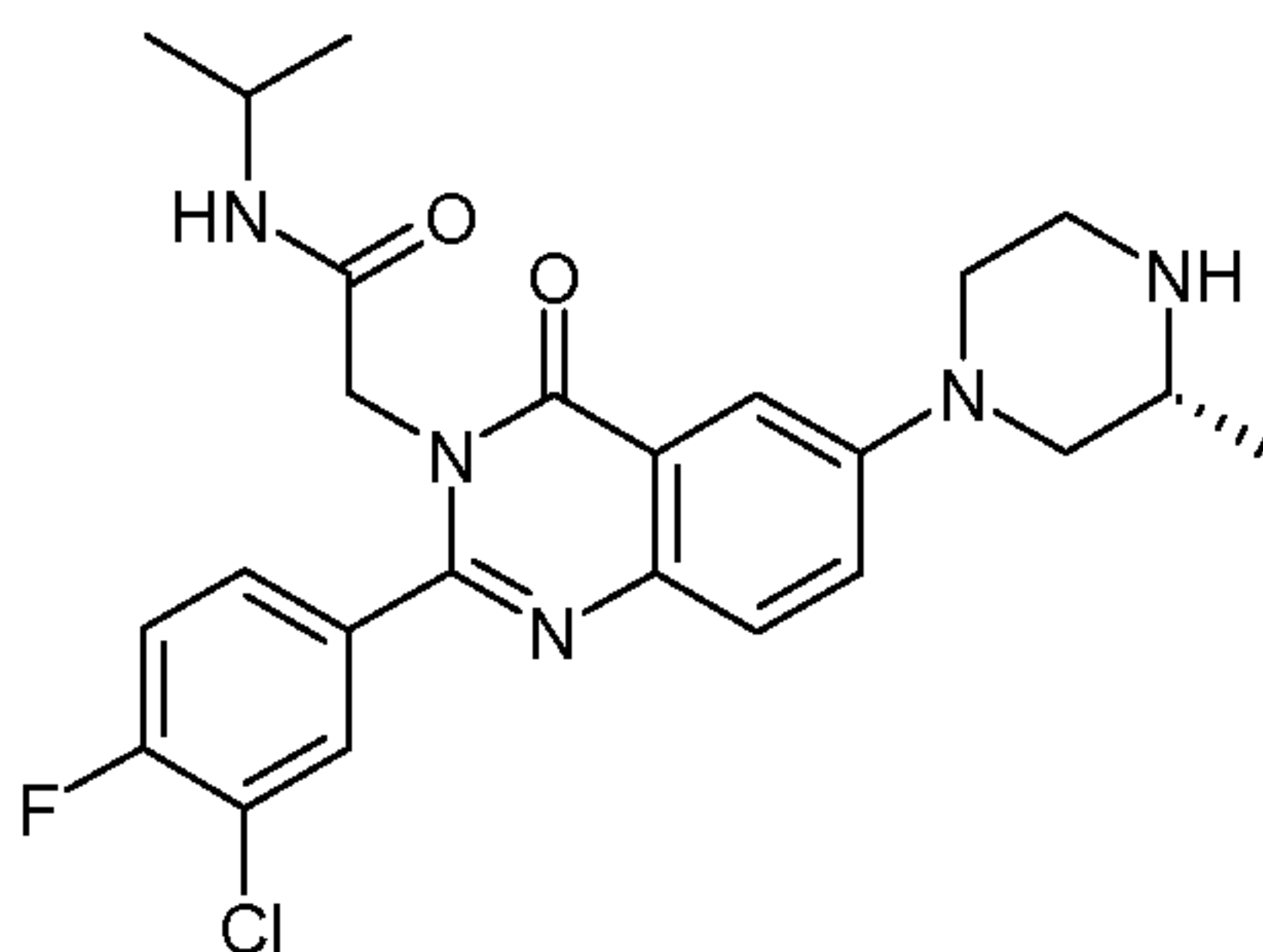
EXAMPLE 9z: 2-[2-(3-Chlorophenyl)-6-(4-isopropylperhydro-1,4-diazepin-1-yl)-4-oxo-4H-quinazolin-3-yl]-N-(2,2,2-trifluoro-1,1-dimethylethyl)acetamide



MS (ESI) m/z : 564/566 ($[M+H]^+$) (from INTERMEDIATE IX.14).

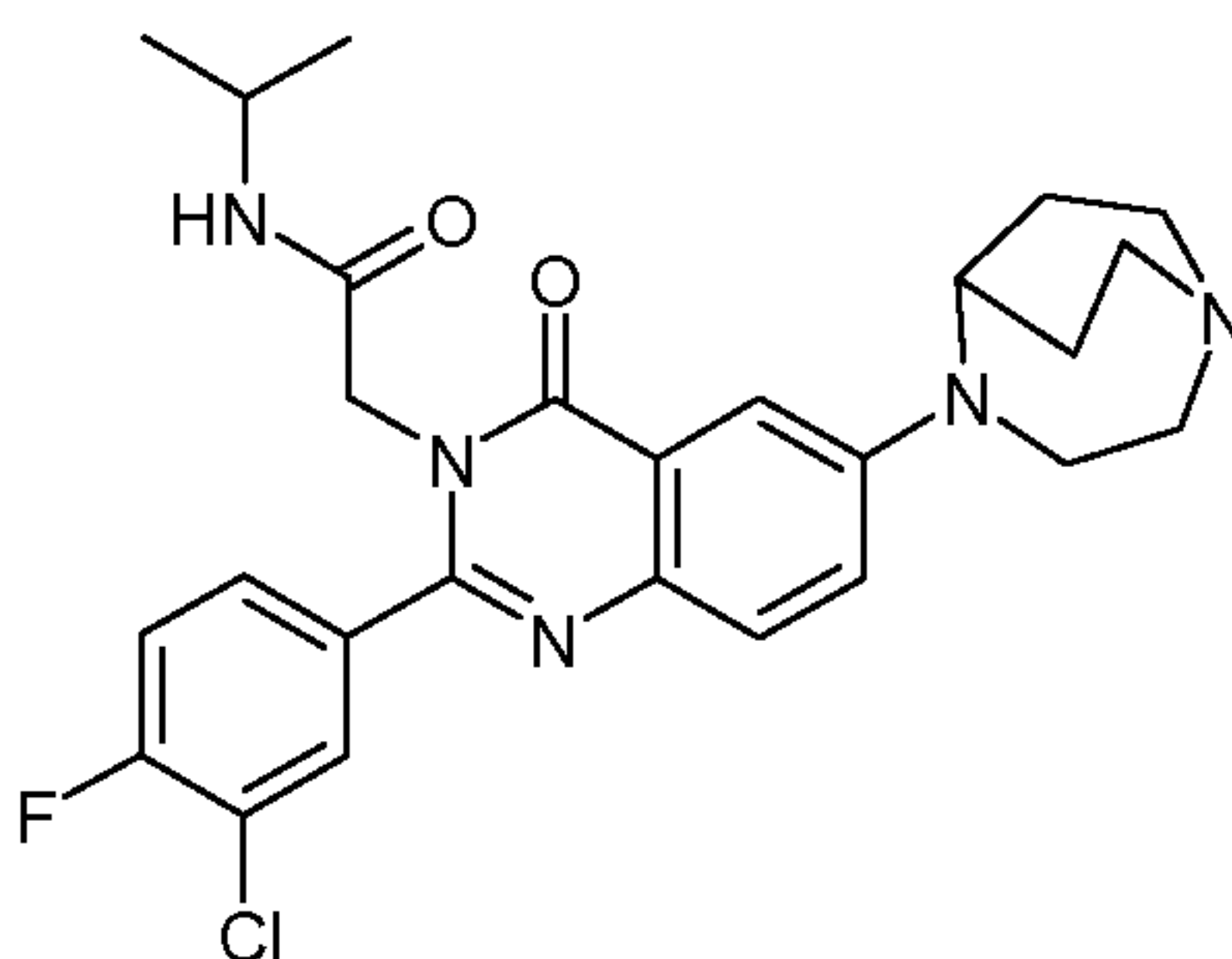
EXAMPLE 9Aa: 2-[2-(3-Chloro-4-fluorophenyl)-6-((R)-3-methylpiperazin-1-yl)-4-oxo-4H-quinazolin-3-yl]-N-isopropylacetamide

128



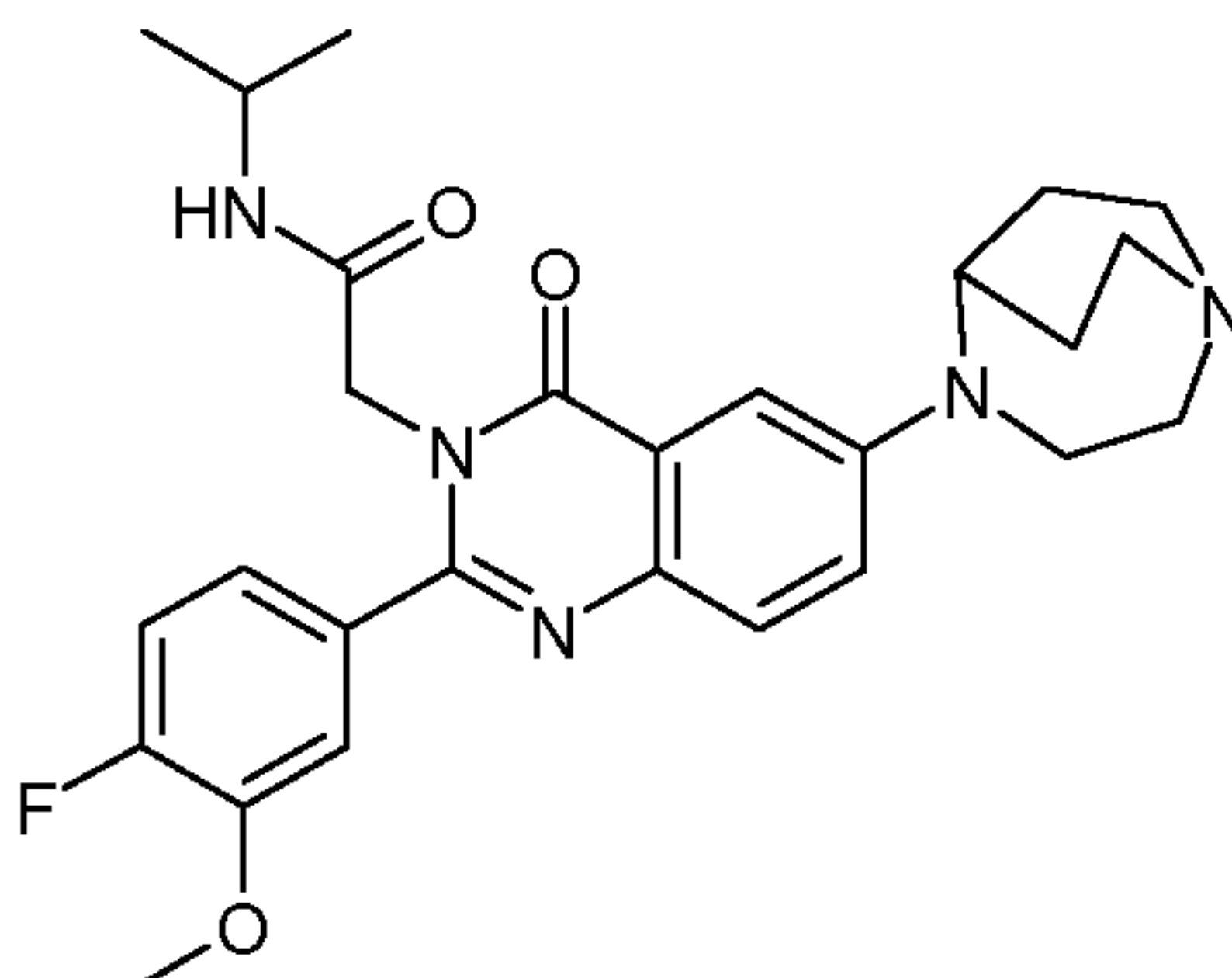
MS (ESI) m/z : 472/474 ($[M+H]^+$) (from INTERMEDIATE IX.8).

EXAMPLE 9Ab: 2-[2-(3-Chloro-4-fluorophenyl)-6-(1,4-diazabicyclo[3.2.2]non-4-yl)-4-oxo-4H-quinazolin-3-yl]-N-isopropylacetamide



MS (ESI) m/z : 498/500 ($[M+H]^+$) (from INTERMEDIATE IX.15).

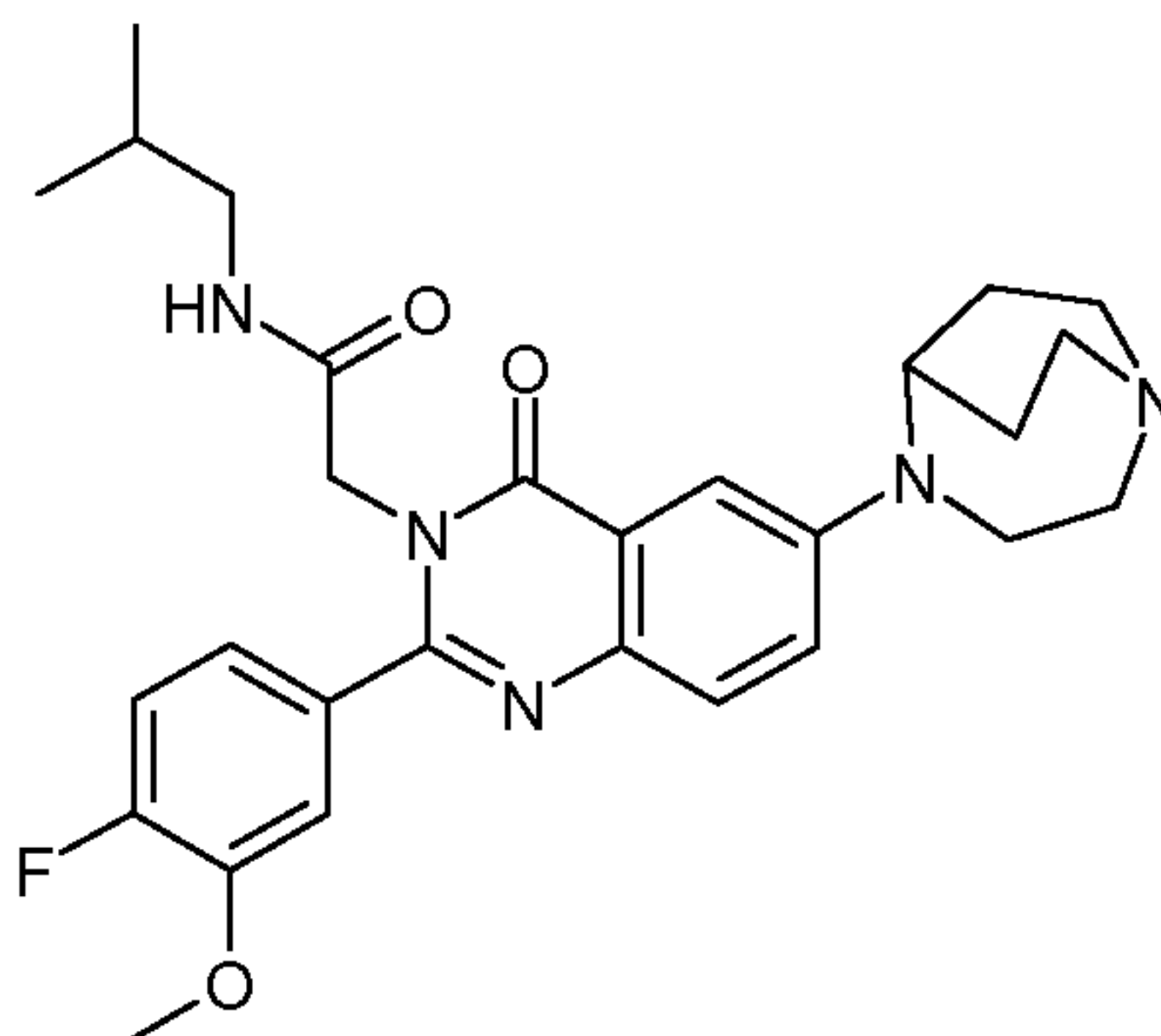
EXAMPLE 9Ac: 2-[6-(1,4-Diazabicyclo[3.2.2]non-4-yl)-2-(4-fluoro-3-methoxyphenyl)-4-oxo-4H-quinazolin-3-yl]-N-isopropylacetamide



MS (ESI) m/z : 494 ($[M+H]^+$) (from INTERMEDIATE IX.7).

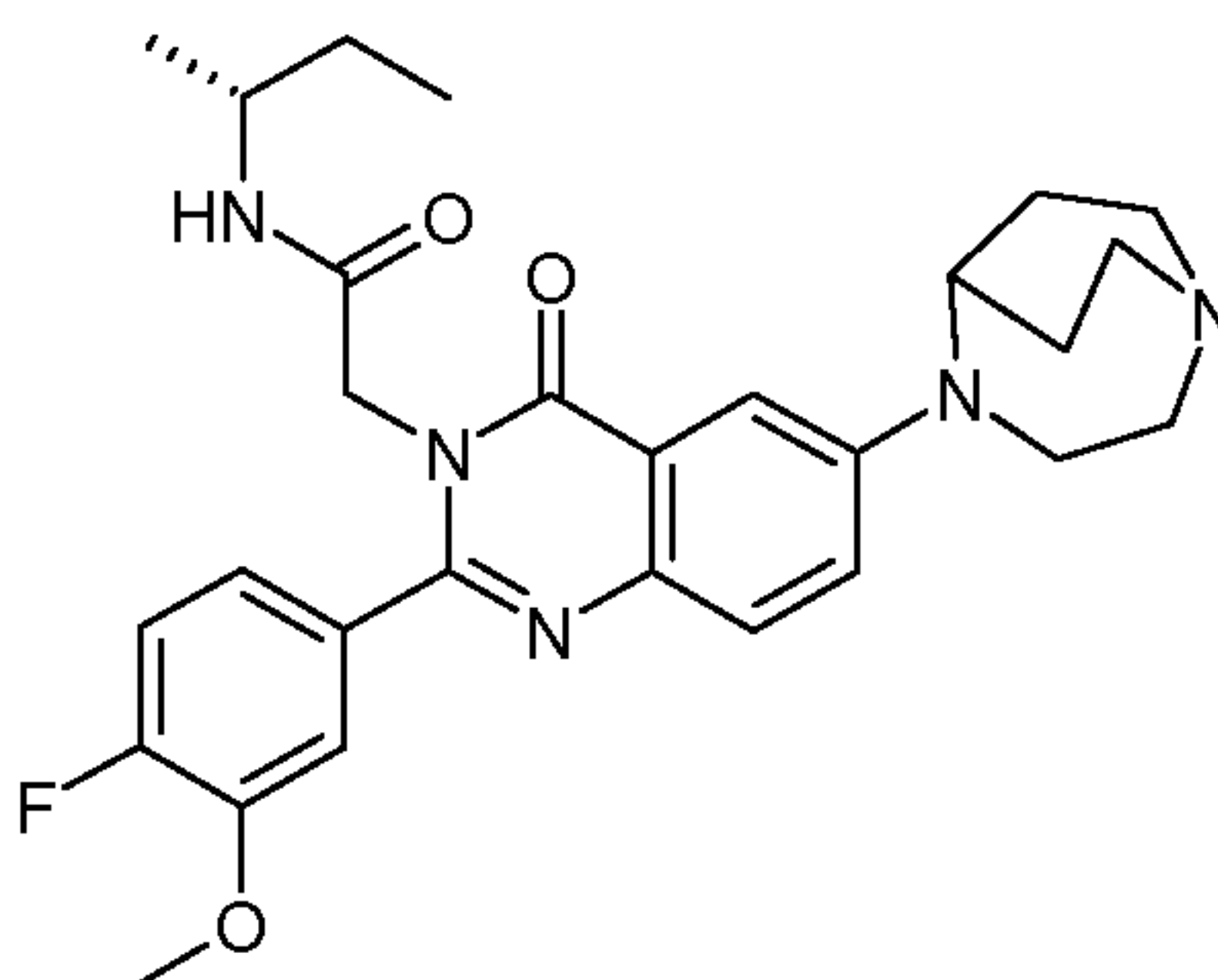
EXAMPLE 9Ad: 2-[6-(1,4-Diazabicyclo[3.2.2]non-4-yl)-2-(4-fluoro-3-methoxyphenyl)-4-oxo-4H-quinazolin-3-yl]-N-isobutylacetamide

129



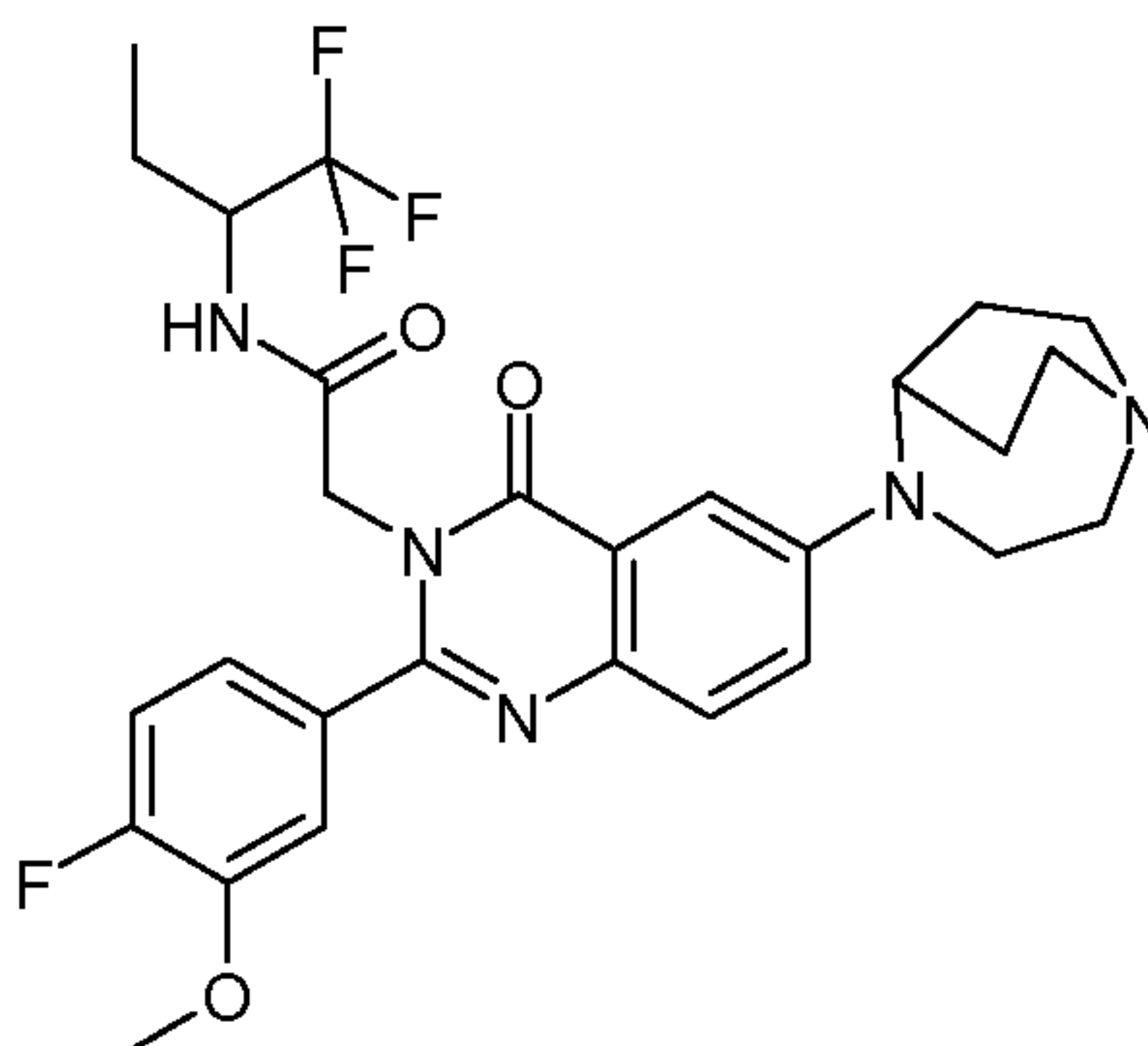
MS (ESI) m/z : 508 ($[M+H]^+$) (from INTERMEDIATE IX.7).

EXAMPLE 9Ae: *N*-((*R*)-*sec*-Butyl)-2-[6-(1,4-diazabicyclo[3.2.2]non-4-yl)-2-(4-fluoro-3-methoxyphenyl)-4-oxo-4*H*-quinazolin-3-yl]acetamide



MS (ESI) m/z : 508 ($[M+H]^+$) (from INTERMEDIATE IX.7).

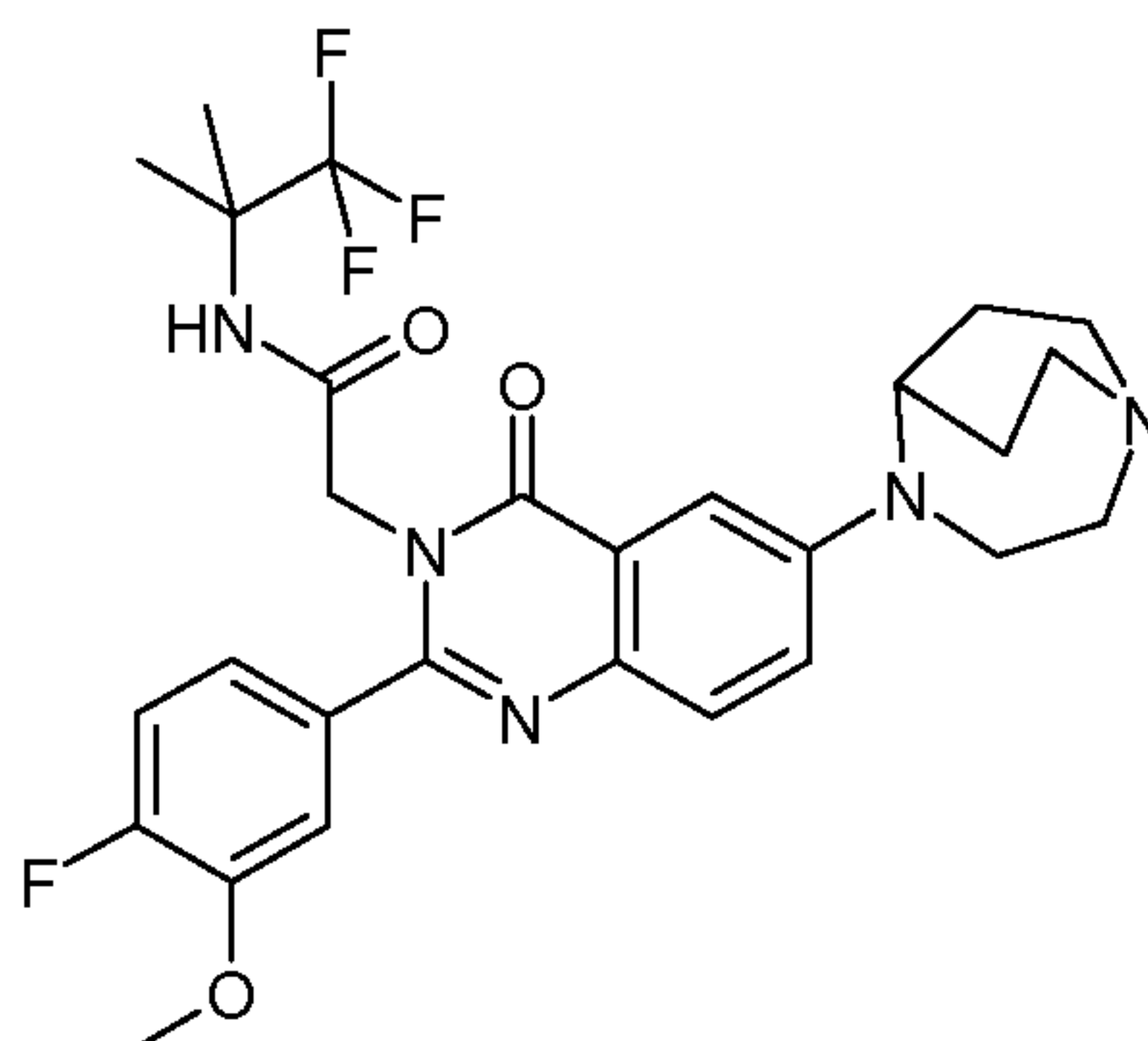
EXAMPLE 9Af: 2-[6-(1,4-Diazabicyclo[3.2.2]non-4-yl)-2-(4-fluoro-3-methoxyphenyl)-4-oxo-4*H*-quinazolin-3-yl]-*N*-(1-trifluoromethylpropyl)acetamide



MS (ESI) m/z : 562 ($[M+H]^+$) (from INTERMEDIATE IX.7).

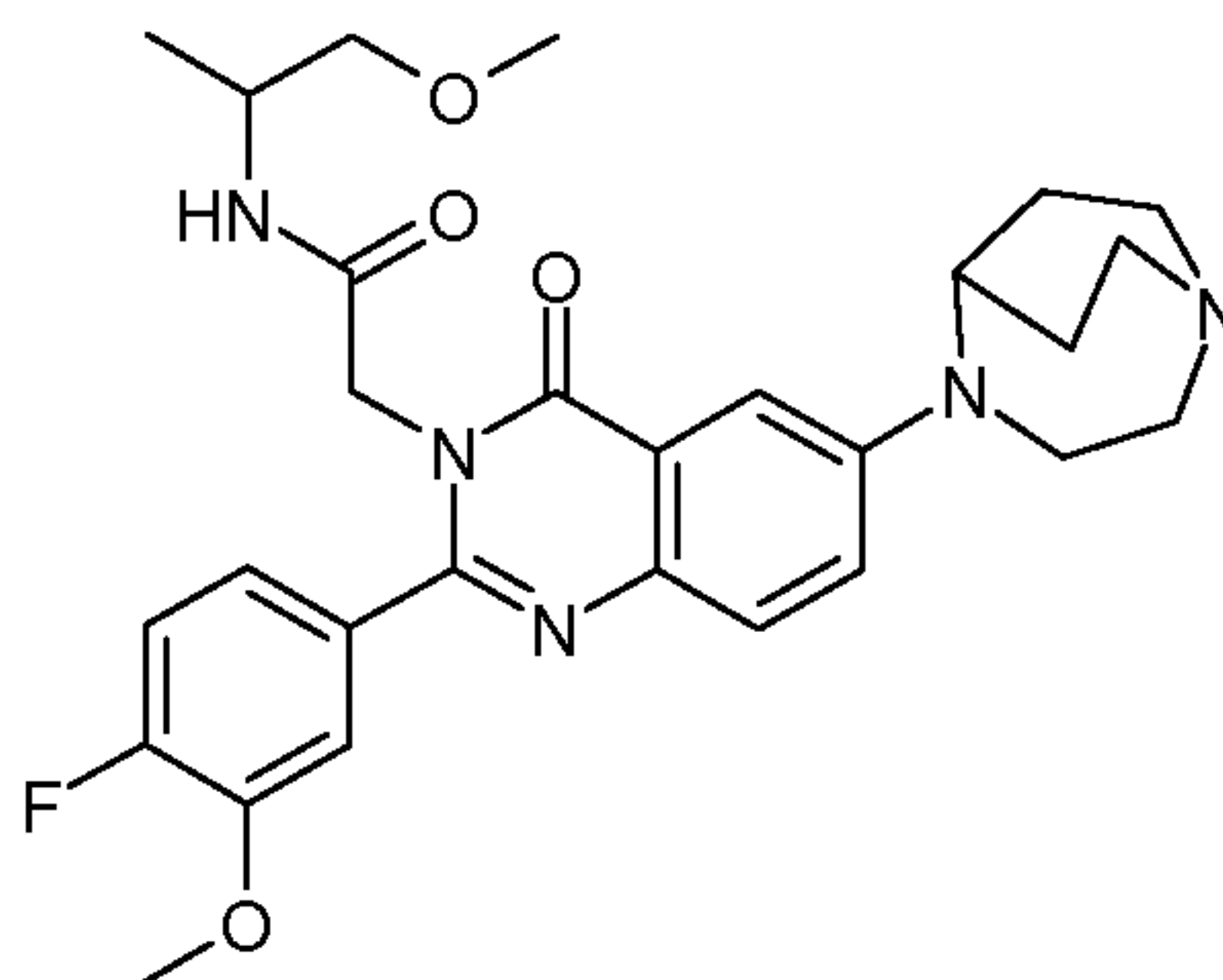
EXAMPLE 9Ag: 2-[6-(1,4-Diazabicyclo[3.2.2]non-4-yl)-2-(4-fluoro-3-methoxyphenyl)-4-oxo-4*H*-quinazolin-3-yl]-*N*-(2,2,2-trifluoro-1,1-dimethylethyl)acetamide

130



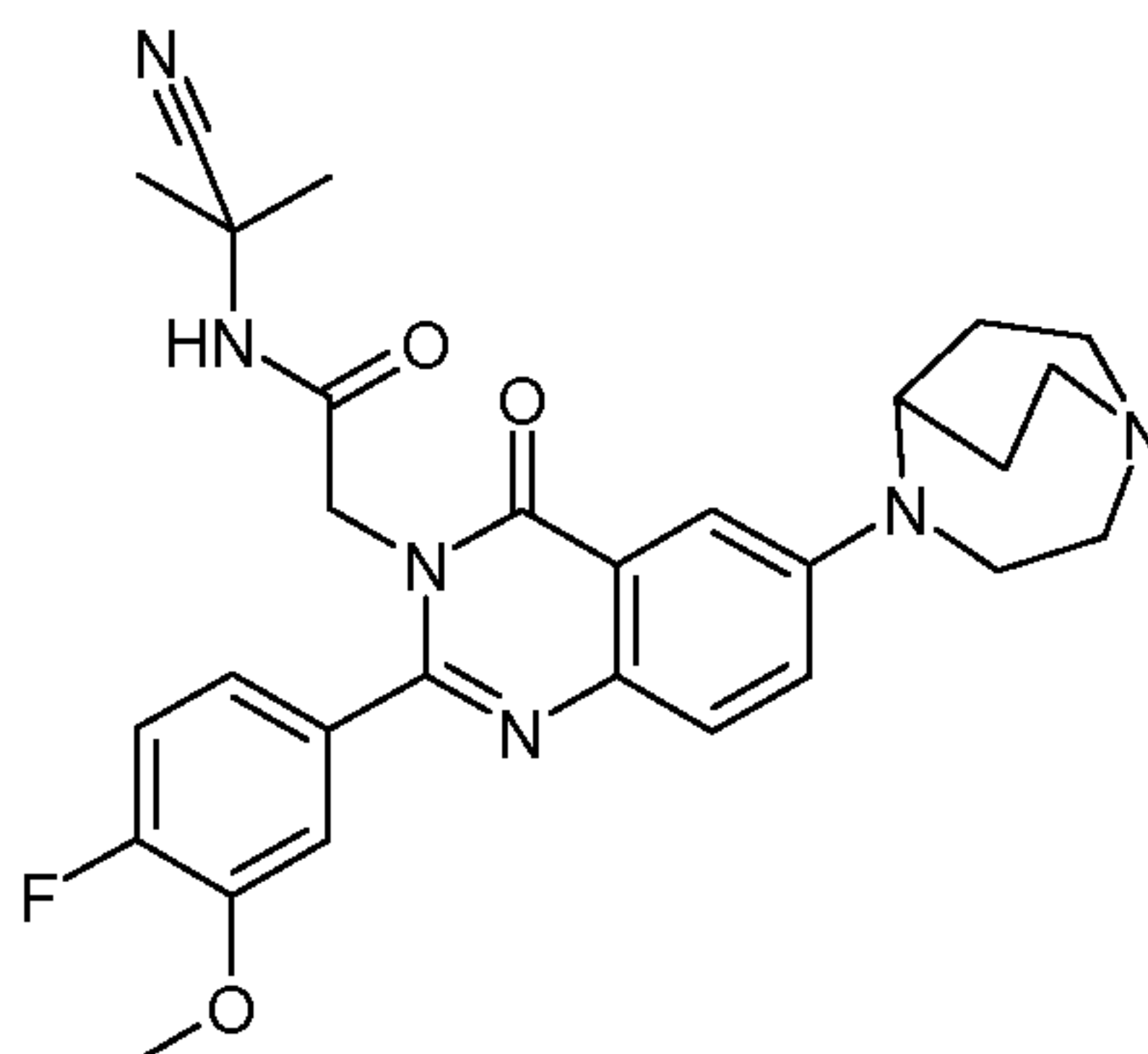
MS (ESI) m/z : 562 ($[M+H]^+$) (from INTERMEDIATE IX.7).

EXAMPLE 9Ah: 2-[6-(1,4-Diazabicyclo[3.2.2]non-4-yl)-2-(4-fluoro-3-methoxyphenyl)-4-oxo-4H-quinazolin-3-yl]-N-(2-methoxy-1-methylethyl) acetamide



MS (ESI) m/z : 524 ($[M+H]^+$) (from INTERMEDIATE IX.7).

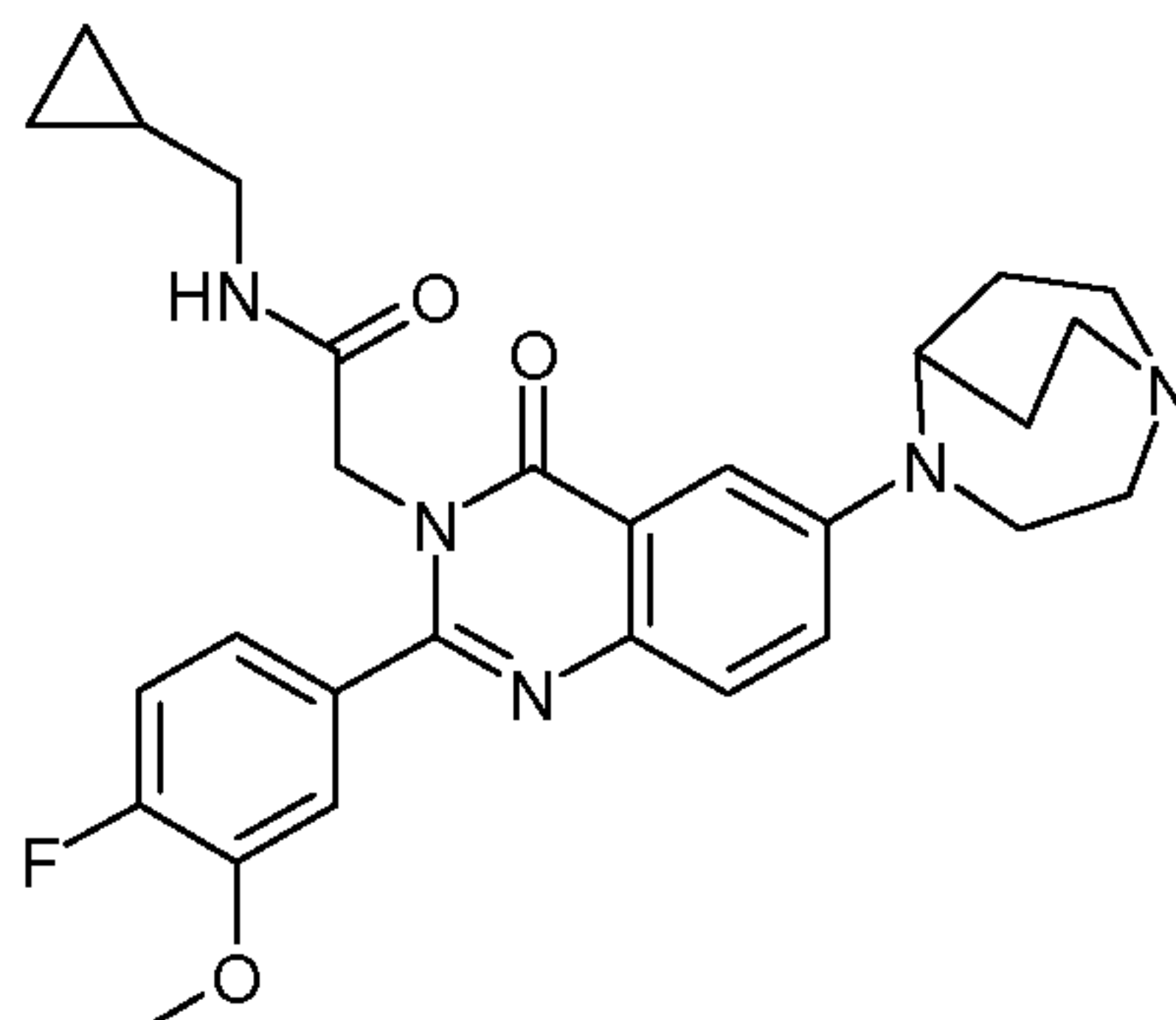
EXAMPLE 9Ai: N-(Cyanodimethyl-methyl)-2-[6-(1,4-diazabicyclo[3.2.2]non-4-yl)-2-(4-fluoro-3-methoxyphenyl)-4-oxo-4H-quinazolin-3-yl]acetamide



MS (ESI) m/z : 519 ($[M+H]^+$) (from INTERMEDIATE IX.7).

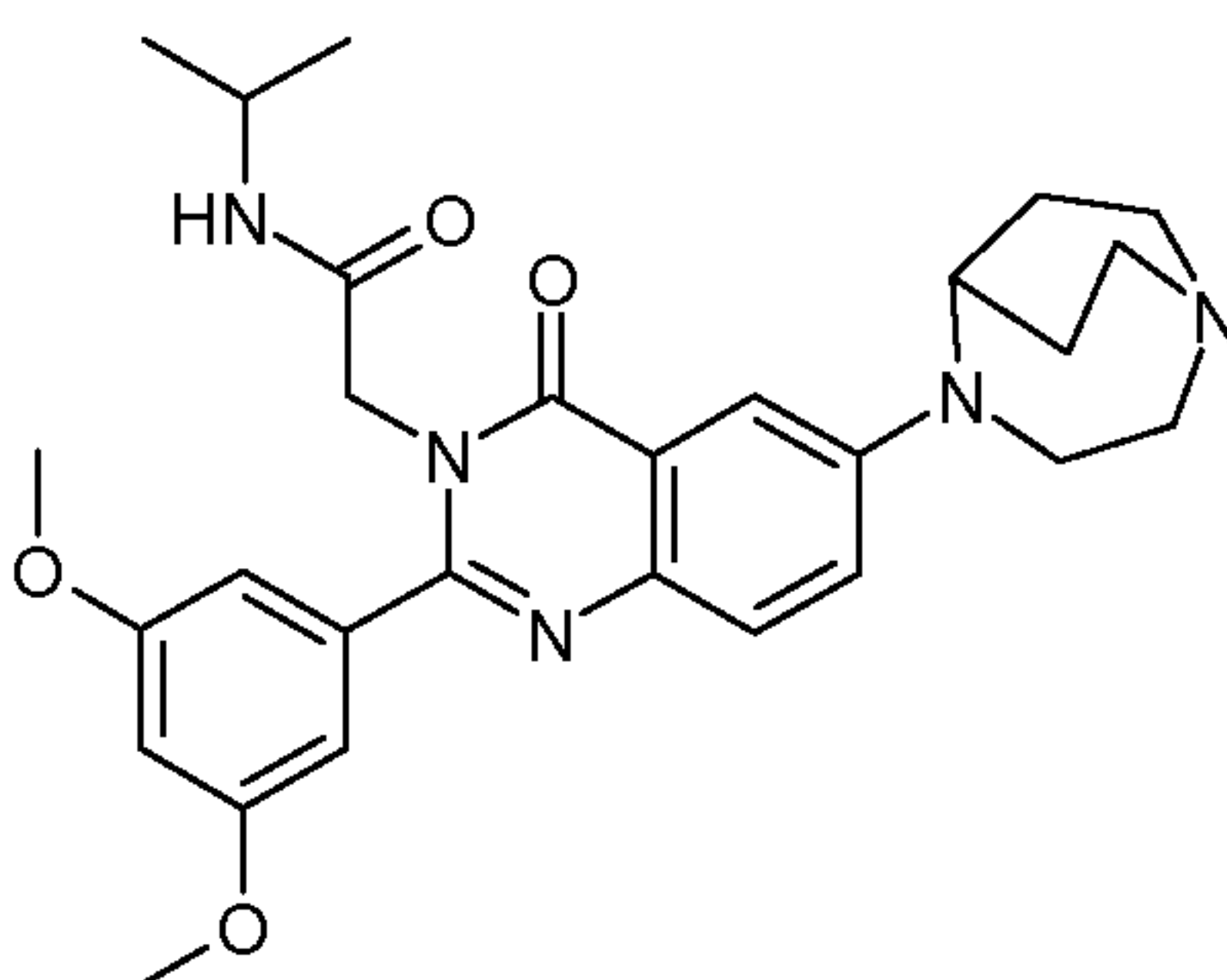
EXAMPLE 9Aj: N-Cyclopropylmethyl-2-[6-(1,4-diazabicyclo[3.2.2]non-4-yl)-2-(4-fluoro-3-methoxyphenyl)-4-oxo-4H-quinazolin-3-yl]acetamide

131



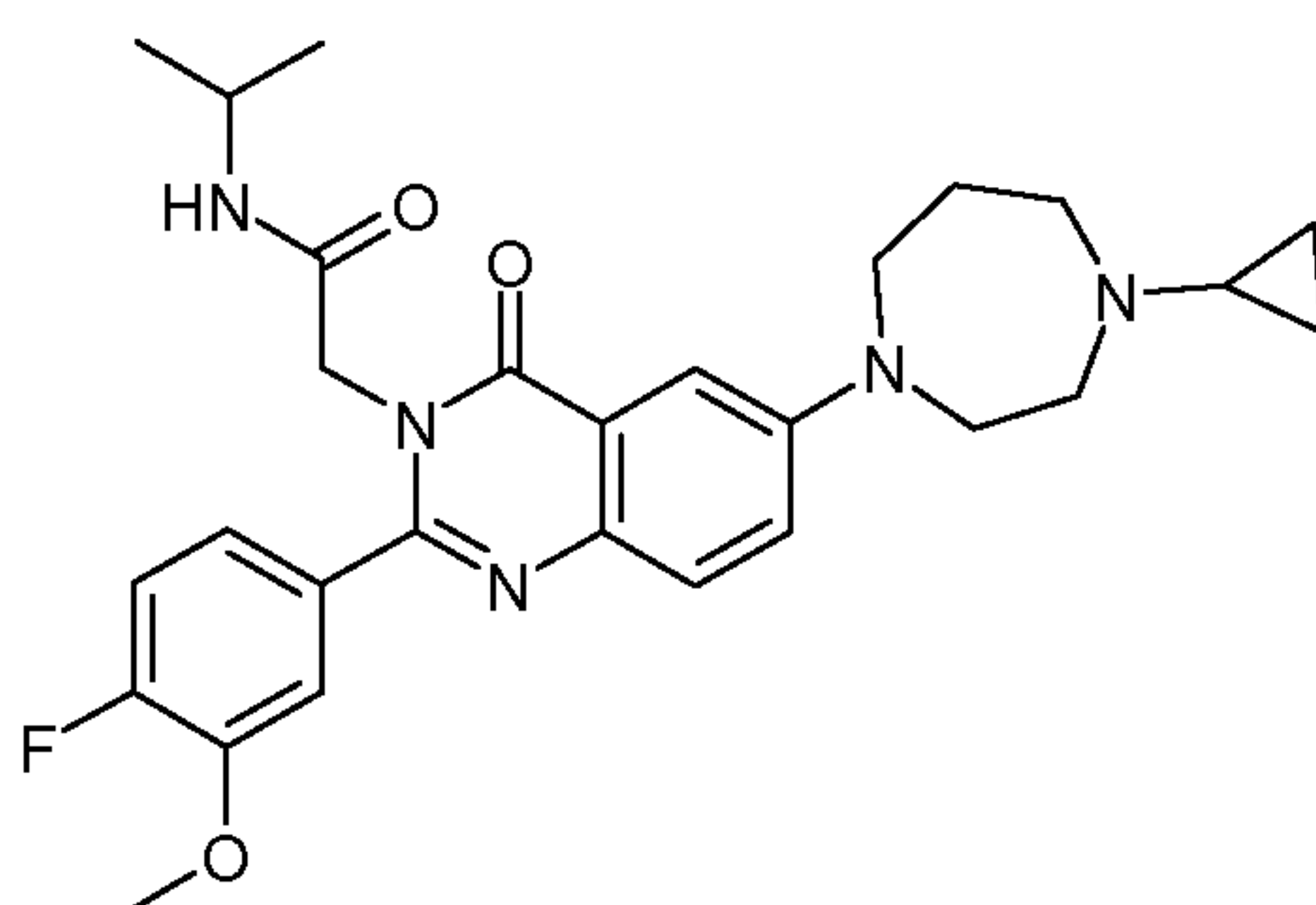
MS (ESI) m/z : 506 ($[M+H]^+$) (from INTERMEDIATE IX.7).

EXAMPLE 9Ak: 2-[6-(1,4-Diazabicyclo[3.2.2]non-4-yl)-2-(3,5-dimethoxyphenyl)-4-oxo-4H-quinazolin-3-yl]-N-isopropylacetamide



MS (ESI) m/z : 506 ($[M+H]^+$) (from INTERMEDIATE IX.2).

EXAMPLE 10a: 2-[6-(4-Cyclopropylperhydro-1,4-diazepin-1-yl)-2-(4-fluoro-3-methoxyphenyl)-4-oxo-4H-quinazolin-3-yl]-N-isopropylacetamide



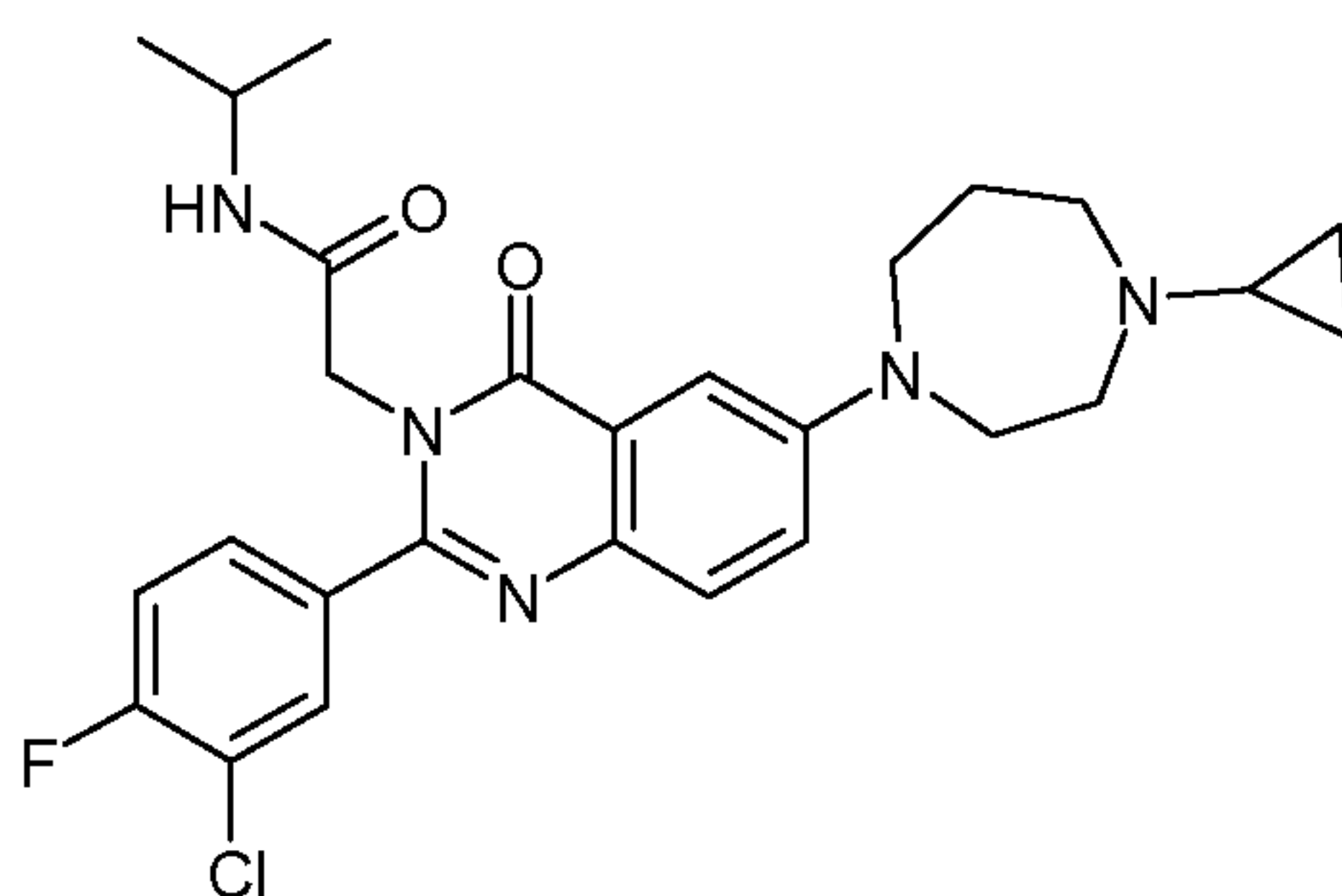
2-(6-(1,4-Diazepan-1-yl)-2-(4-fluoro-3-methoxyphenyl)-4-oxoquinazolin-3(4H)-yl)-N-isopropylacetamide (EXAMPLE 1i) (50 mg, 0.107 mmol), macroporous triethylammonium methylpolystyrene cyanoborohydride (70 mg, 0.107 mmol), acetonitrile (1.5 mL) and AcOH

(0.3 mL) were combined under a nitrogen atmosphere. (1-Ethoxycyclopropoxy)trimethylsilane (19 mg, 0.04 mL, 0.107 mmol) was added and the reaction mixture stirred at room temperature for 48 h. Solvent was evaporated under reduced pressure. The residue was dissolved in 2M NH₃/MeOH and purified by preparative HPLC. This afforded 2-[6-(4-cyclopropylperhydro-1,4-diazepin-1-yl)-2-(4-fluoro-3-methoxyphenyl)-4-oxo-4H-quinazolin-3-yl]-N-isopropylacetamide (EXAMPLE 10a) (3 mg, 0.0039 mmol, 6%).

Data for 2-[6-(4-cyclopropylperhydro-1,4-diazepin-1-yl)-2-(4-fluoro-3-methoxyphenyl)-4-oxo-4H-quinazolin-3-yl]-N-isopropylacetamide (EXAMPLE 10a): MS (ESI) m/z : 508 ([M+H]⁺).

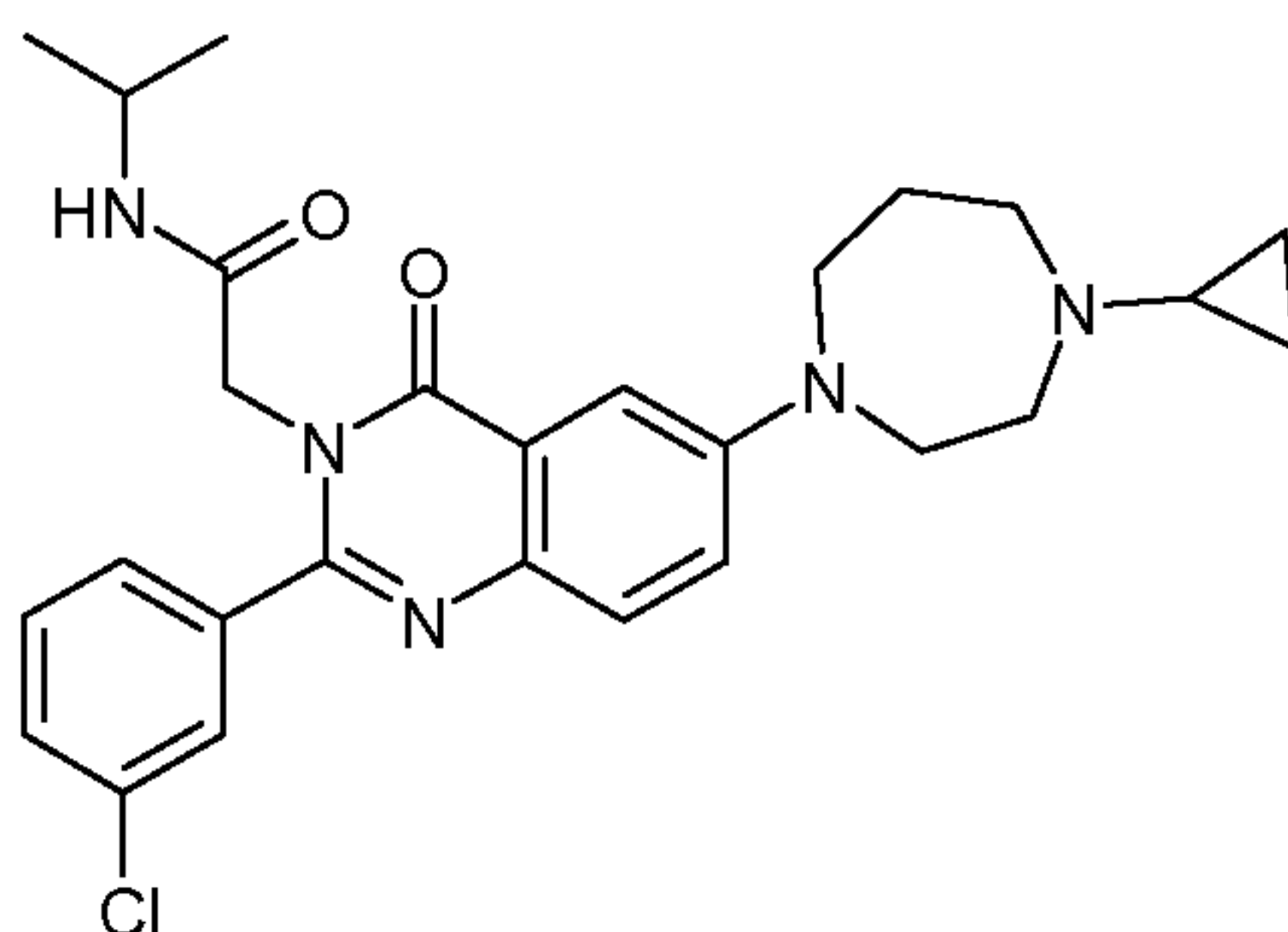
Similarly prepared were:

EXAMPLE 10b: 2-[2-(3-Chloro-4-fluorophenyl)-6-(4-cyclopropylperhydro-1,4-diazepin-1-yl)-4-oxo-4H-quinazolin-3-yl]-N-isopropylacetamide



MS (ESI) m/z : 512/514 ([M+H]⁺) (from EXAMPLE 1e).

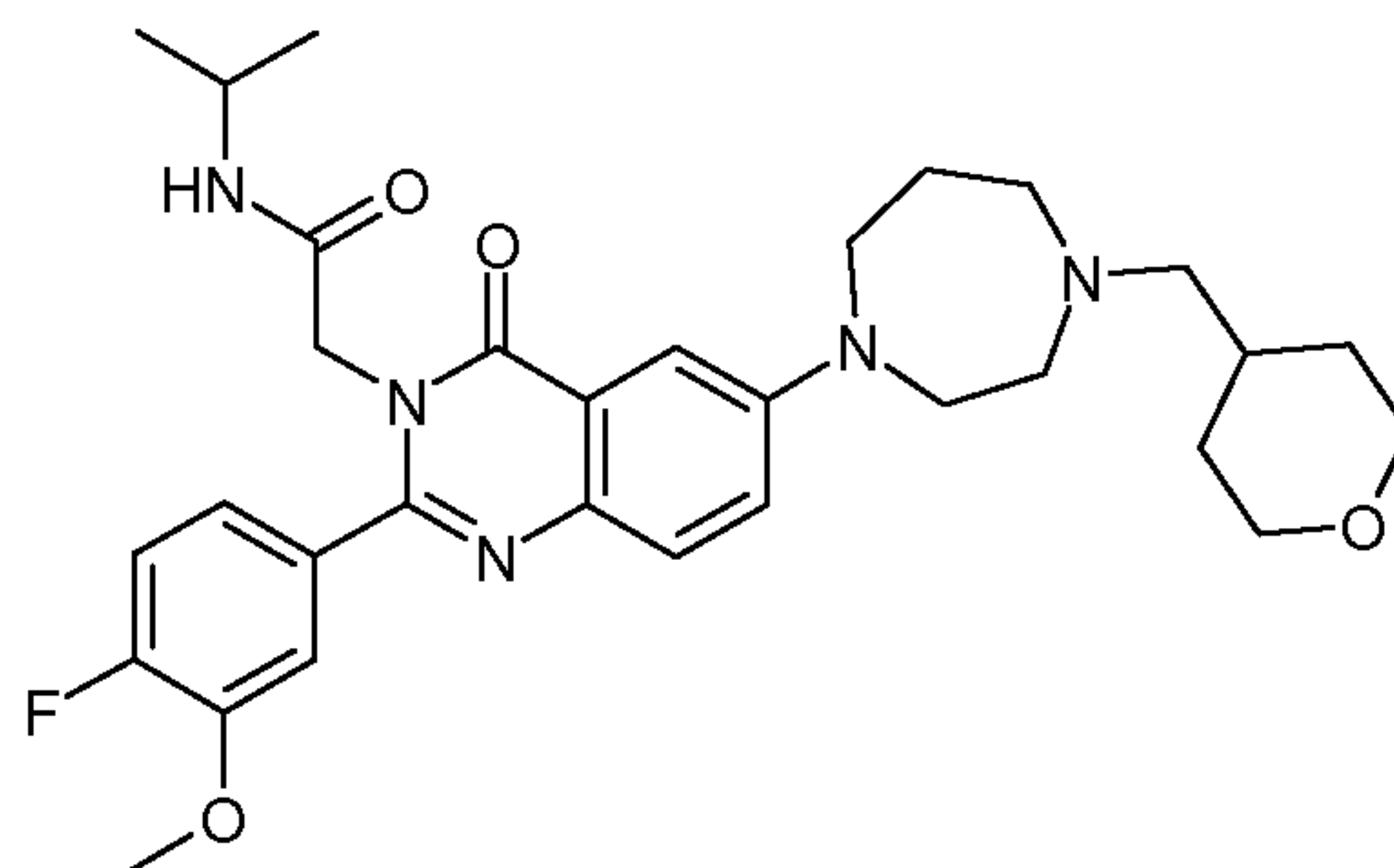
EXAMPLE 10c: 2-[2-(3-Chlorophenyl)-6-(4-cyclopropylperhydro-1,4-diazepin-1-yl)-4-oxo-4H-quinazolin-3-yl]-N-isopropylacetamide



MS (ESI) m/z : 495/497 ([M+H]⁺) (from EXAMPLE 1b).

EXAMPLE 11a: 2-[2-(4-Fluoro-3-methoxyphenyl)-4-oxo-6-[4-(tetrahydropyran-4-ylmethyl)perhydro-1,4-diazepin-1-yl]-4H-quinazolin-3-yl]-N-isopropylacetamide

133

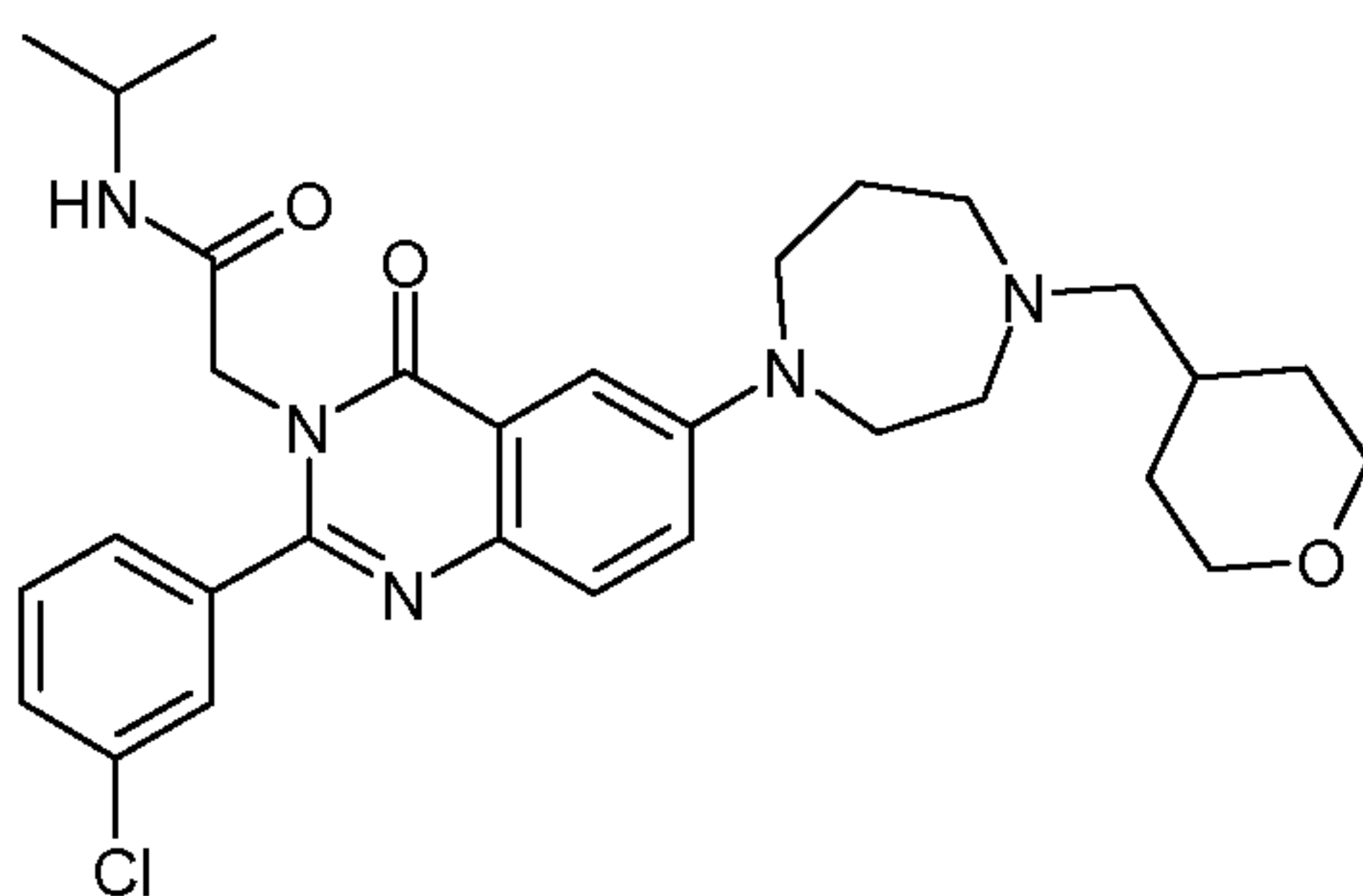


2-(6-(1,4-Diazepan-1-yl)-2-(4-fluoro-3-methoxyphenyl)-4-oxoquinazolin-3(4H)-yl)-N-isopropylacetamide (EXAMPLE 1i) (30 mg, 0.064 mmol), (tetrahydro-2H-pyran-4-yl)methyl 4-methylbenzenesulfonate (35 mg, 0.128 mmol) and DIPEA (17 mg, 21 μ l, 0.128 mmol) were dissolved in DMF (1 mL) and stirred at room temperature overnight. Purification by preparative HPLC afforded 2-{2-(4-fluoro-3-methoxyphenyl)-4-oxo-6-[4-(tetrahydropyran-4-ylmethyl)perhydro-1,4-diazepin-1-yl]-4H-quinazolin-3-yl}-N-isopropylacetamide (EXAMPLE 11a) (5 mg, 0.0088 mmol, 14%).

Data for 2-{2-(4-fluoro-3-methoxyphenyl)-4-oxo-6-[4-(tetrahydropyran-4-ylmethyl)perhydro-1,4-diazepin-1-yl]-4H-quinazolin-3-yl}-N-isopropylacetamide (EXAMPLE 11a): MS (ESI) m/z : 566 ($[M+H]^+$).

Similarly prepared were:

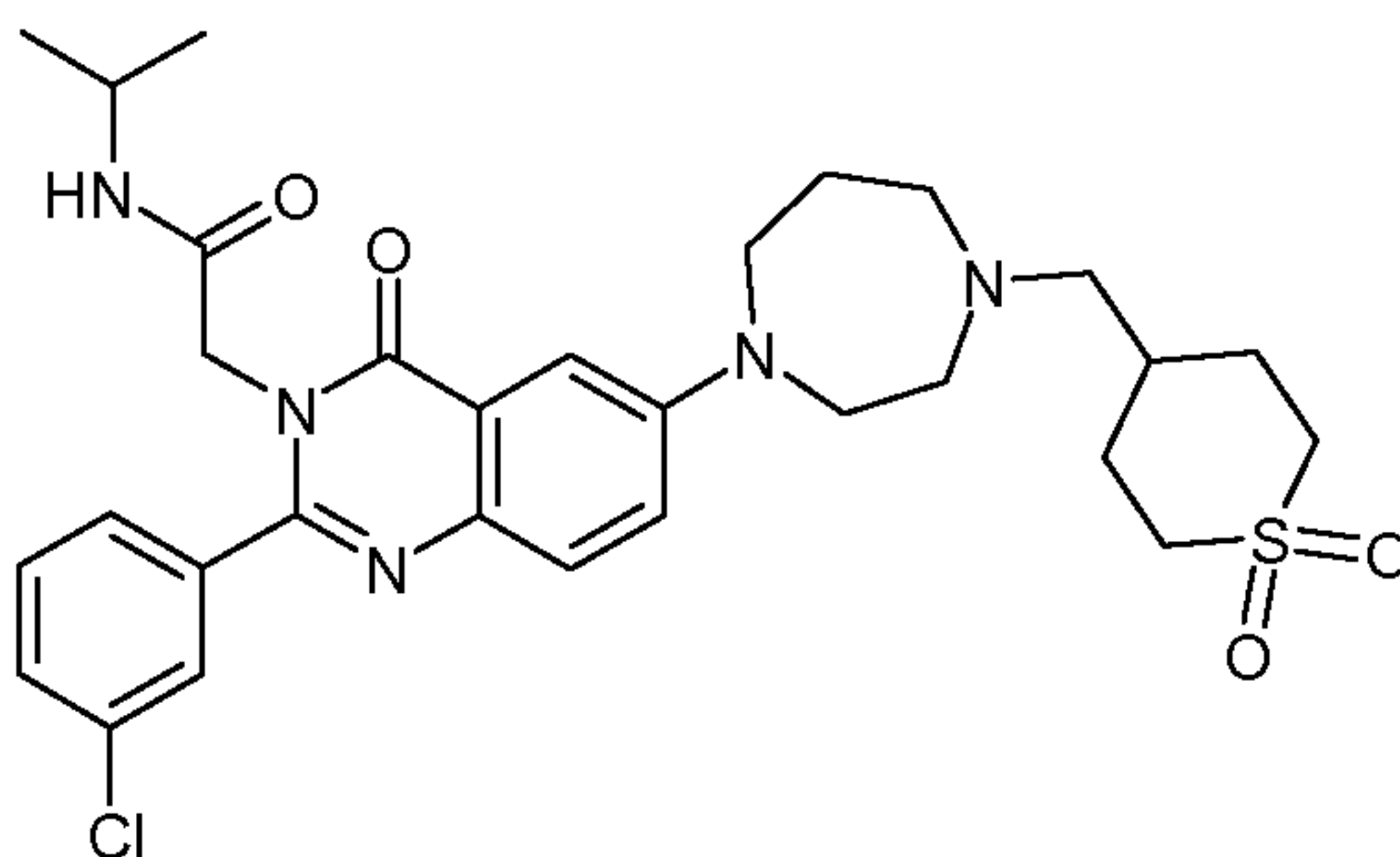
EXAMPLE 11b: 2-{2-(3-Chlorophenyl)-4-oxo-6-[4-(tetrahydropyran-4-ylmethyl)perhydro-1,4-diazepin-1-yl]-4H-quinazolin-3-yl}-N-isopropylacetamide



MS (ESI) m/z : 553/555 ($[M+H]^+$) (from EXAMPLE 1b).

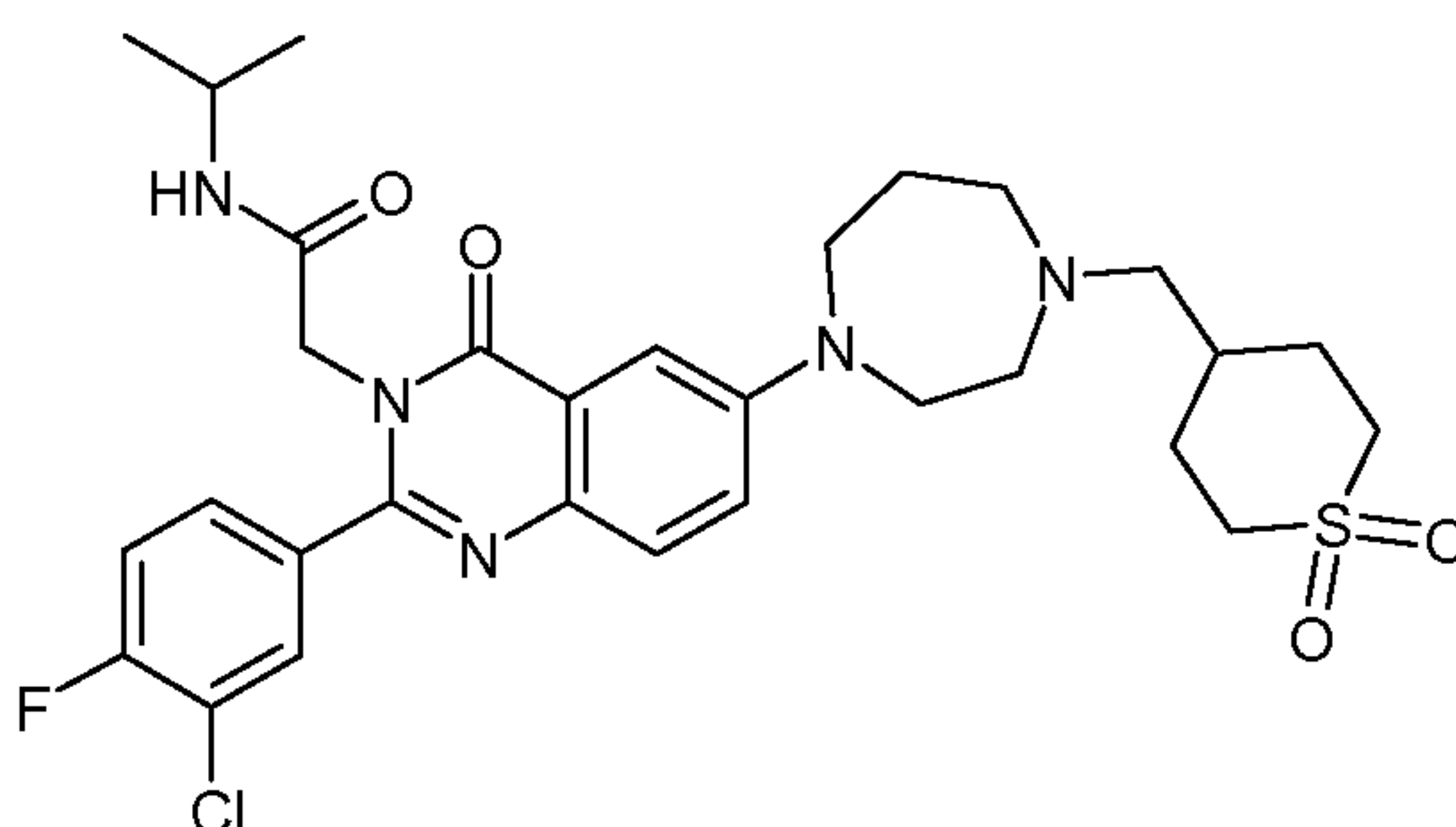
EXAMPLE 11c: 2-{2-(3-Chlorophenyl)-6-[4-(1,1-dioxohexahydro-1 λ ⁶-thiopyran-4-ylmethyl)perhydro-1,4-diazepin-1-yl]-4-oxo-4H-quinazolin-3-yl}-N-isopropylacetamide

134



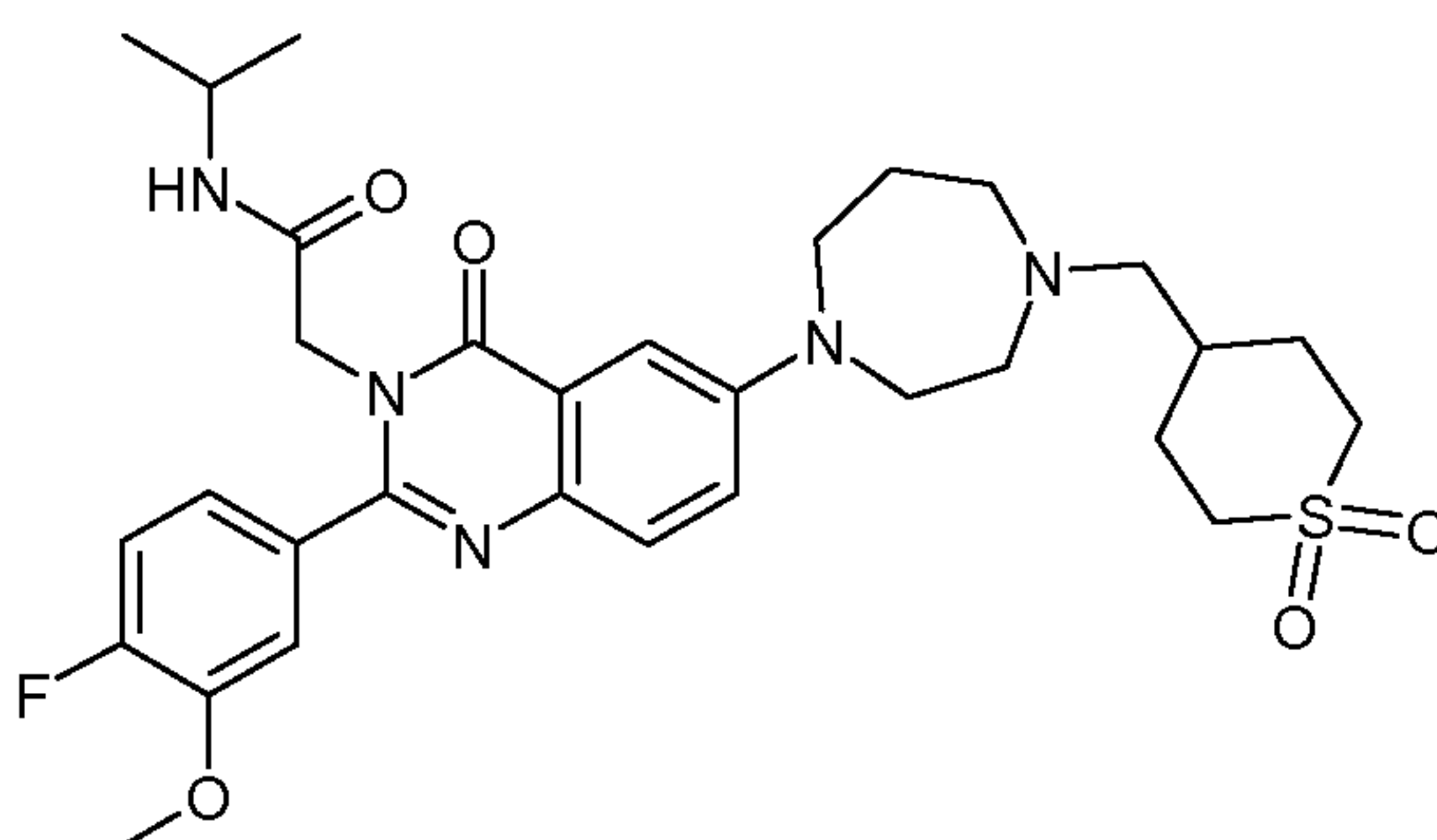
MS (ESI) m/z : 600/602 ($[M+H]^+$) (from EXAMPLE 1b).

EXAMPLE 11d: 2-{2-(3-Chloro-4-fluorophenyl)-6-[4-(1,1-dioxohexahydro-1 λ ⁶-thiopyran-4-ylmethyl)perhydro-1,4-diazepin-1-yl]-4-oxo-4H-quinazolin-3-yl}-N-isopropylacetamide



MS (ESI) m/z : 619/621 ($[M+H]^+$) (from EXAMPLE 1e).

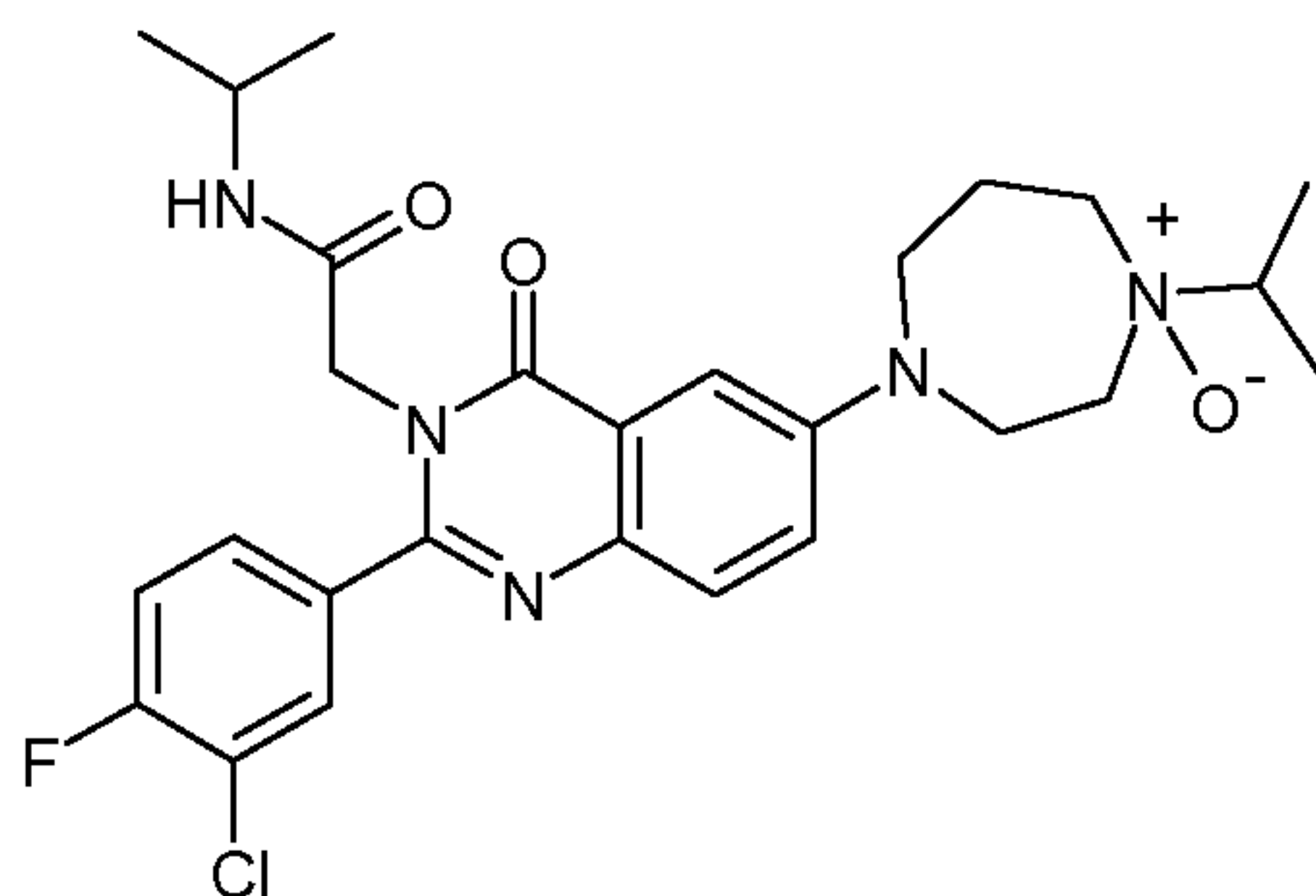
EXAMPLE 11e: 2-{2-(4-Fluoro-3-methoxyphenyl)-6-[4-(1,1-dioxohexahydro-1 λ ⁶-thiopyran-4-ylmethyl)perhydro-1,4-diazepin-1-yl]-4-oxo-4H-quinazolin-3-yl}-N-isopropylacetamide



MS (ESI) m/z : 615/617 ($[M+H]^+$) (from EXAMPLE 1i).

EXAMPLE 12a: 4-(2-(3-Chloro-4-fluorophenyl)-3-(2-(isopropylamino)-2-oxoethyl)-4-oxo-3,4-dihydroquinazolin-6-yl)-1-isopropyl-1,4-diazepane 1-oxide

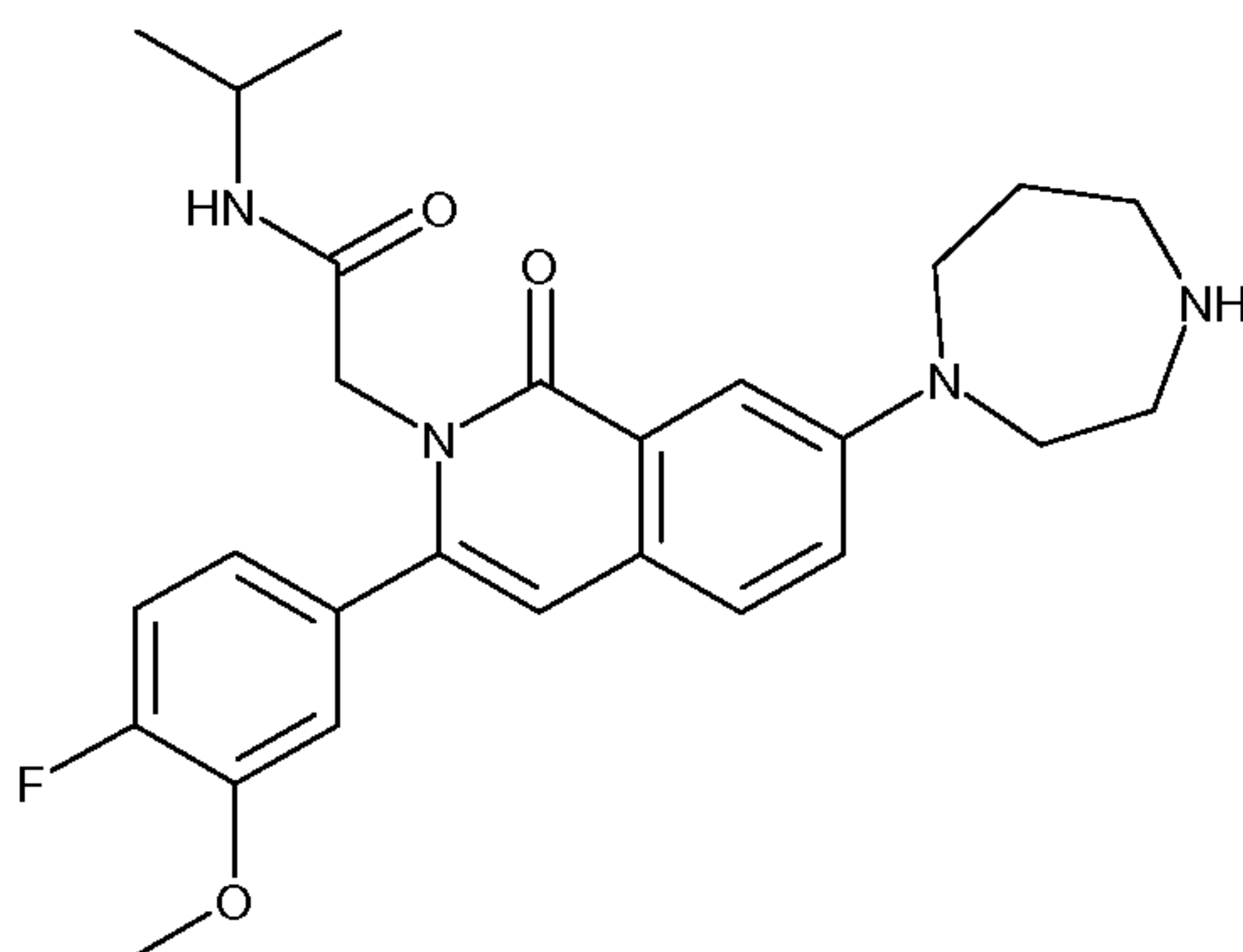
135



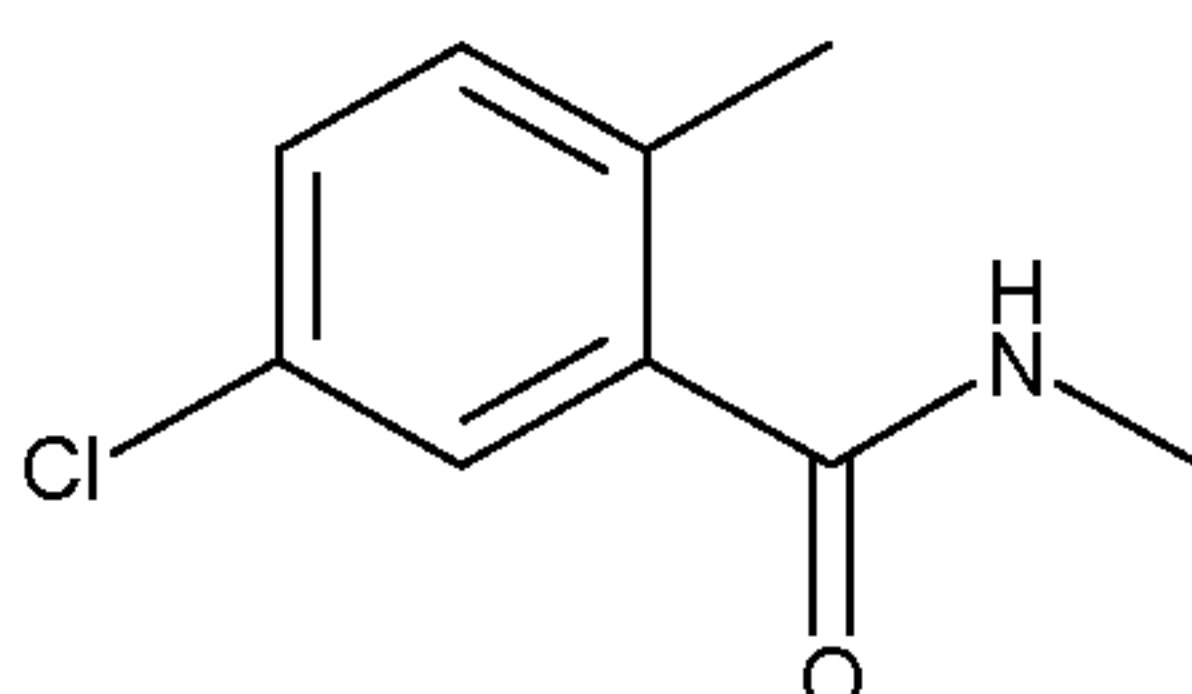
3-Chloroperoxybenzoic acid (19 mg, 0.078 mmol) was added to a stirred solution of 2-[2-(3-chloro-4-fluorophenyl)-6-(4-isopropylperhydro-1,4-diazepin-1-yl)-4-oxo-4*H*-quinazolin-3-yl]-*N*-isopropylacetamide (EXAMPLE 6k) (40 mg, 0.078 mmol) in DCM (5 mL). The reaction mixture was stirred for 10 min at room temperature. The reaction mixture was diluted with DCM (10 mL) and washed with aqueous sodium bicarbonate solution (10 mL). The organic phase was dried (Na_2SO_4), concentrated under reduced pressure and purified by chromatography on silica gel with a gradient of DCM to DCM:MeOH (4:1, v/v) as eluent to afford 4-(2-(3-chloro-4-fluorophenyl)-3-(2-(isopropylamino)-2-oxoethyl)-4-oxo-3,4-dihydroquinazolin-6-yl)-1-isopropyl-1,4-diazepane 1-oxide (EXAMPLE 12a) (25 mg, 0.047 mmol, 61%).

Data for 2-(4-(2-(3-chloro-4-fluorophenyl)-3-(2-(isopropylamino)-2-oxoethyl)-4-oxo-3,4-dihydroquinazolin-6-yl)-1-isopropyl-1,4-diazepane 1-oxide (EXAMPLE 12a): MS (ESI) m/z : 530 (M^+).

EXAMPLE 13a: 2-[3-(4-Fluoro-3-methoxyphenyl)-1-oxo-7-perhydro-1,4-diazepin-1-yl]-1*H*-isoquinolin-2-yl]-*N*-isopropylacetamide



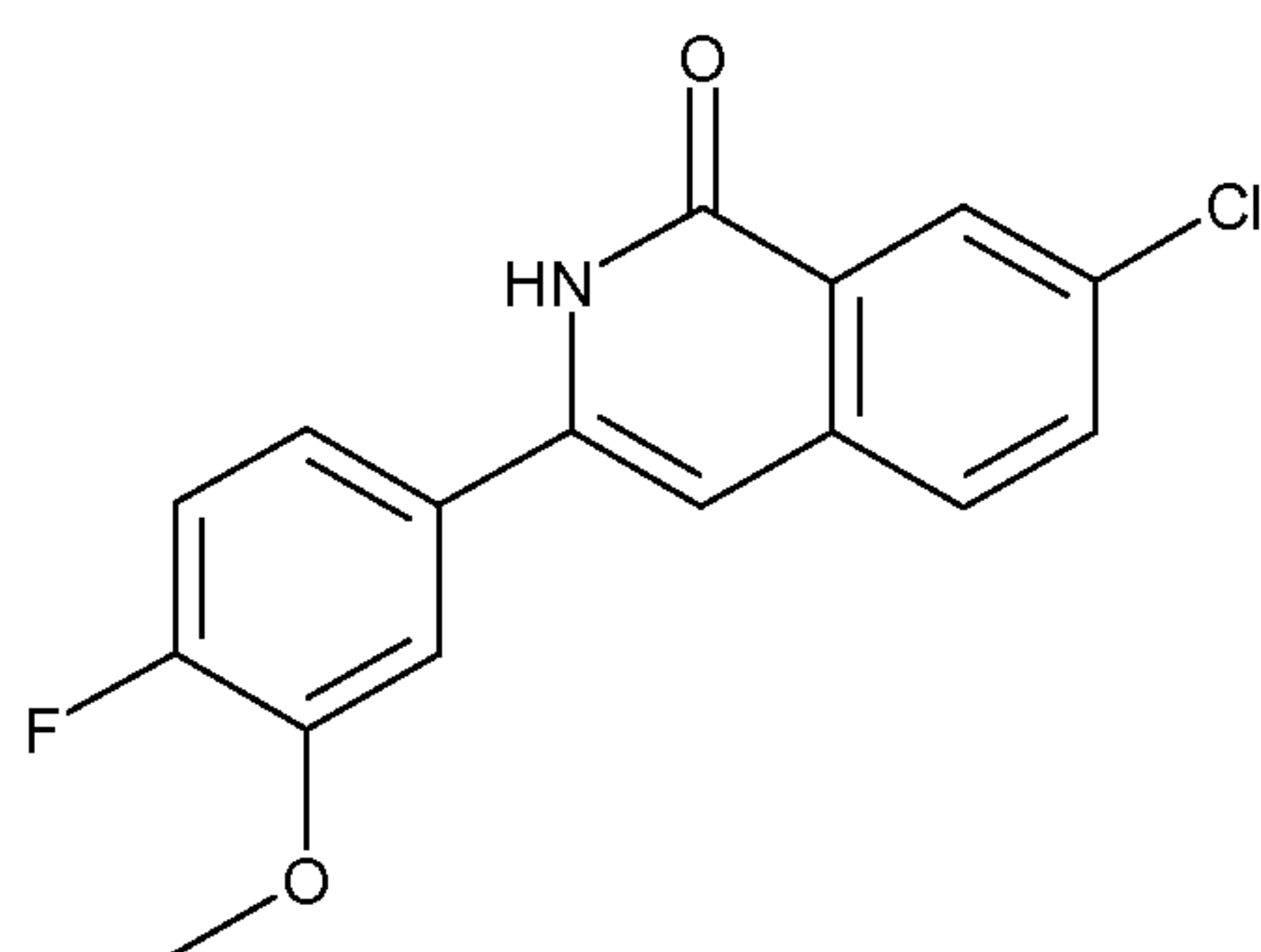
a) 5-Chloro-2-*N*-dimethylbenzamide



5-Chloro-2-methylbenzoic acid (9.16 g, 53.7 mmol) and thionyl chloride (25.6 g, 15.7 ml, 215 mmol) were heated at reflux temperature for 1.5 h. Solvent was evaporated under reduced pressure and the residue dissolved in DCM (55 mL). Methylamine (aq.) (40%) (12.51 g, 13.90 mL, 161 mmol) was added dropwise at 0 °C. The reaction mixture was allowed to warm to room temperature overnight. The reaction mixture was extracted with EtOAc (50 mL), washed with brine (50 mL), dried (Na₂SO₄) and evaporated in *vacuo* to afford 5-chloro-2,N-dimethylbenzamide (8.79 g, 47.9mmol, 89%) as a white solid. This was used directly in the next stage without purification

Data for 5-chloro-2,N-dimethylbenzamide: MS (ESI) *m/z*: 184 ([M+H]⁺).

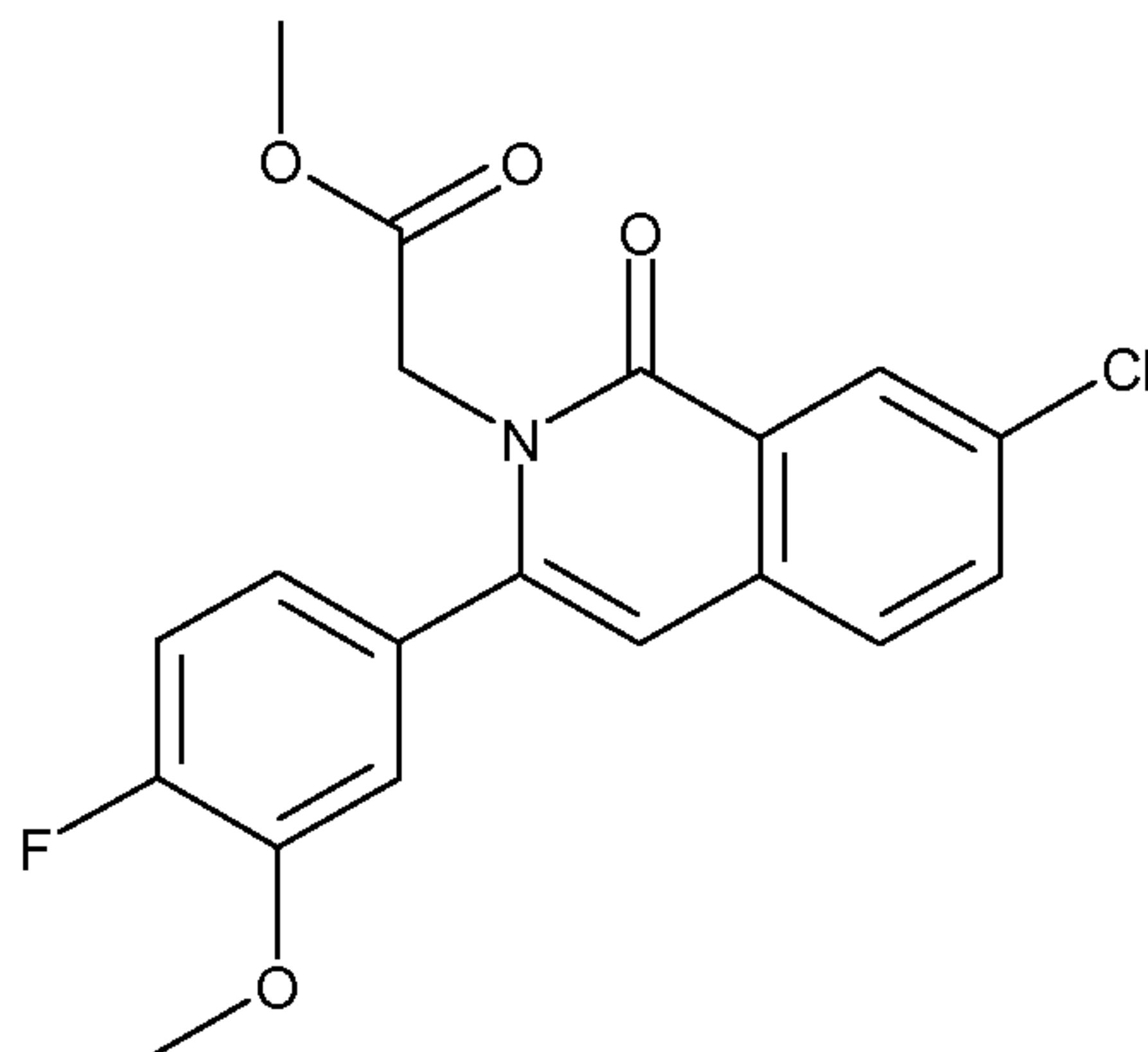
b) 7-Chloro-3-(4-fluoro-3-methoxyphenyl)-2H-isoquinolin-1-one



A solution of 5-chloro-2,N-dimethylbenzamide (5.0 g, 27.2 mmol) in THF (28 mL) was cooled to -78 °C and a solution of 2M lithium diisopropylamide in THF (40.8 mL, 82 mmol) diluted with THF (68 mL) added. 4-Fluoro-3-methoxybenzotrile (4.12 g, 27.2 mmol) in THF (28 mL) was added and the mixture stirred at -78 °C for 2.5 h. Sat. NH₄Cl (aq.) was added and the mixture extracted with EtOAc (2 X 50 mL). A precipitate formed in the aqueous which was collected by filtration to afford 7-chloro-3-(4-fluoro-3-methoxyphenyl)-2H-isoquinolin-1-one (3.74 g, 12.3 mmol, 45%).

c) [7-Chloro-3-(4-fluoro-3-methoxyphenyl)-1-oxo-1H-isoquinolin-2-yl]acetic acid methyl ester

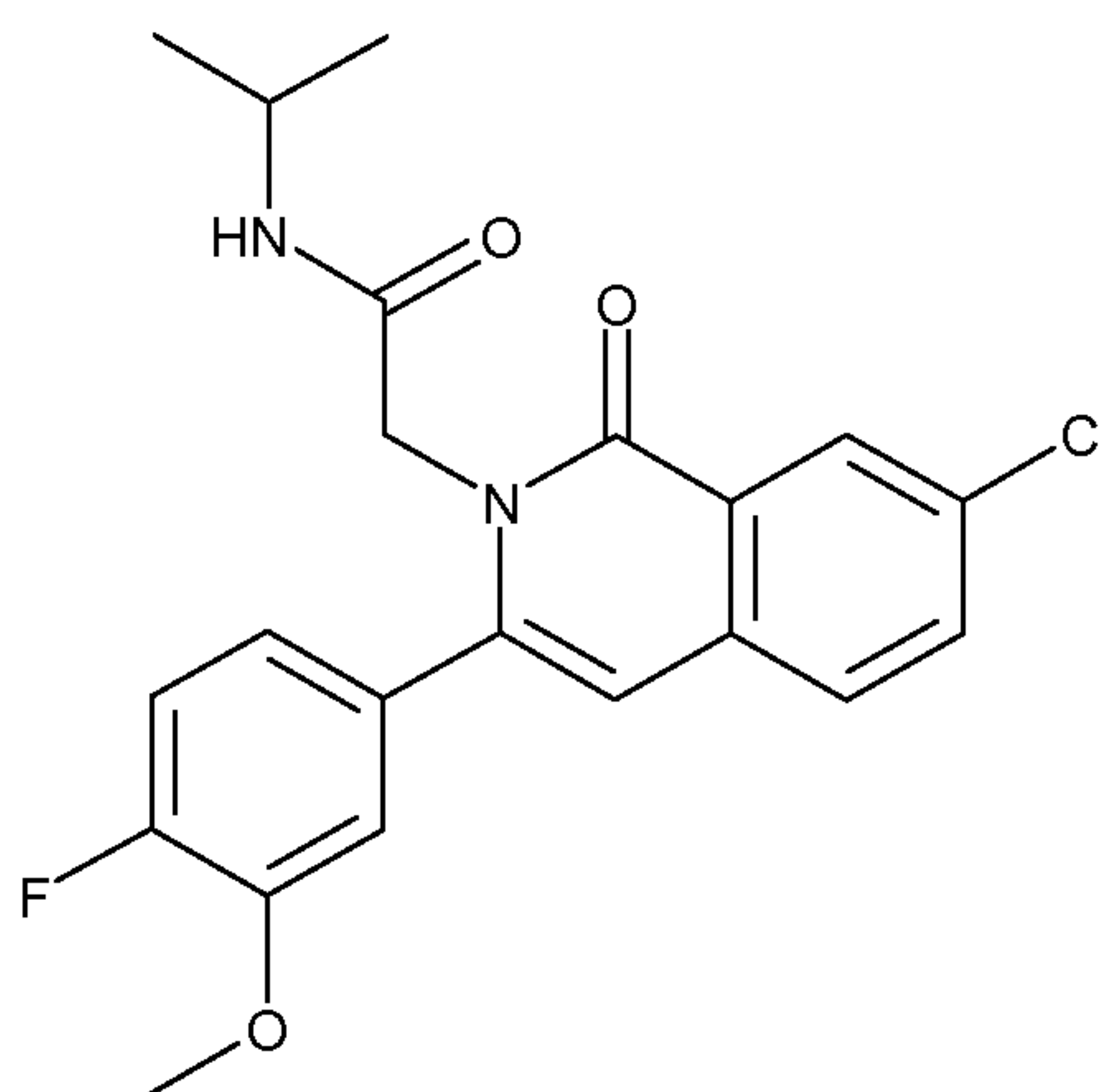
137



7-Chloro-3-(4-fluoro-3-methoxyphenyl)-2*H*-isoquinolin-1-one (500 mg, 1.646 mmol) and potassium carbonate (455 mg, 3.29 mmol) were combined and DMF (5 mL) added to give a white suspension. The reaction mixture was stirred for 30 min at room temperature. Methyl bromoacetate (756 mg, 0.456 mL, 4.94 mmol) was added and stirring continued for a further 2 h. The reaction mixture was diluted with EtOAc (50 mL) and washed with water (2 x 10mL), brine (10mL) and the organic layer dried (MgSO₄) and concentrated under reduced pressure. This afforded *[7-chloro-3-(4-fluoro-3-methoxyphenyl)-1-oxo-1*H*-isoquinolin-2-yl]acetic acid methyl ester* still containing DMF (~2 mL). This solution was taken onto the next step without further purification.

Data for *[7-chloro-3-(4-fluoro-3-methoxyphenyl)-1-oxo-1*H*-isoquinolin-2-yl]acetic acid methyl ester*: MS (ESI) *m/z*: 376/378 ([*M*+*H*]⁺).

d) 2-[7-Chloro-3-(4-fluoro-3-methoxyphenyl)-1-oxo-1*H*-isoquinolin-2-yl]-*N*-isopropylacetamide

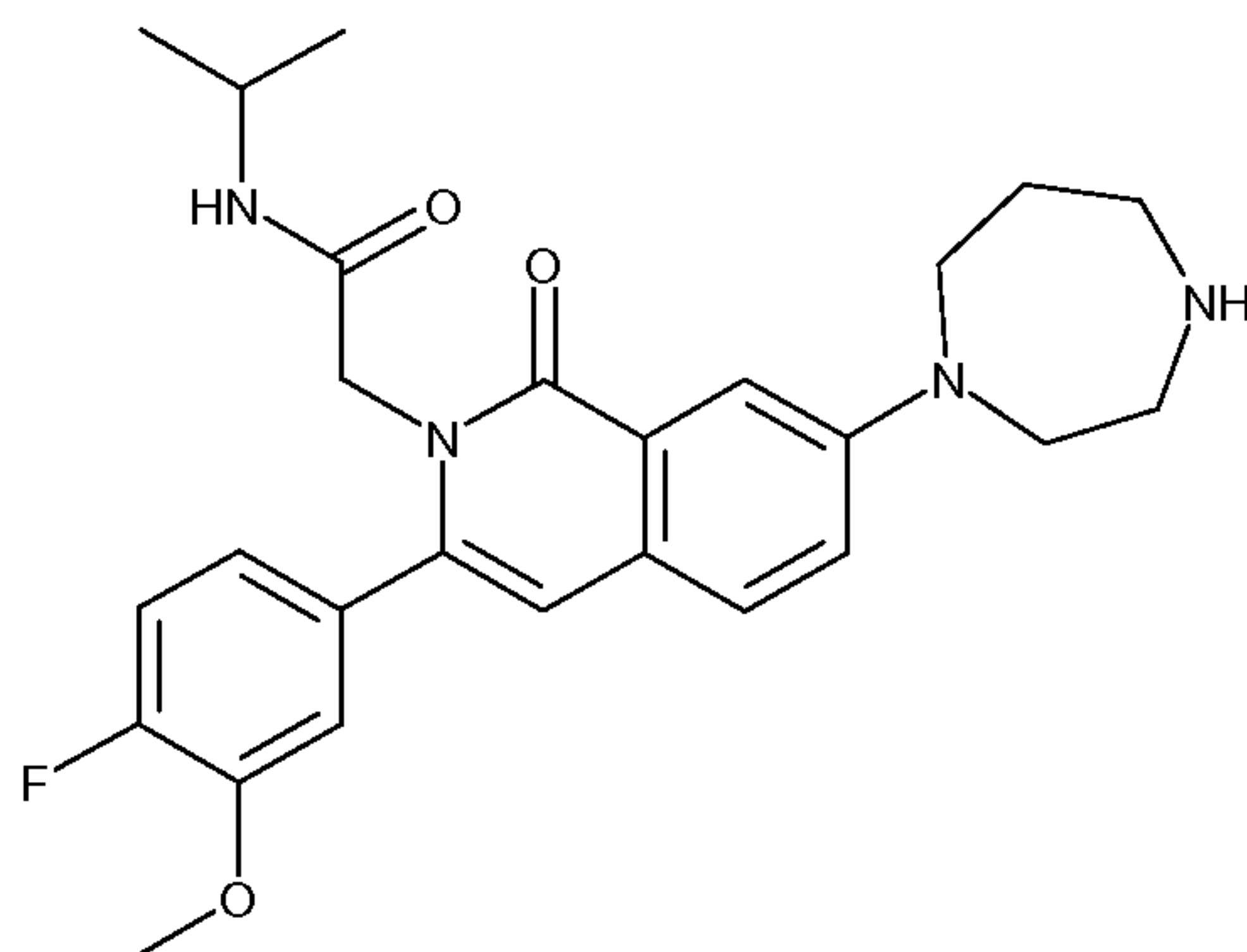


*[7-Chloro-3-(4-fluoro-3-methoxyphenyl)-1-oxo-1*H*-isoquinolin-2-yl]acetic acid methyl ester* (crude product from the previous experiment) was dissolved in NMP (4 mL). Propan-2-amine (973 mg, 1.402 mL, 16.46 mmol) was added dropwise with stirring and an exotherm

was observed. LCMS analysis indicated that the reaction had gone to about 75% completion. Further propan-2-amine (348 mg, 0.5 mL, 5.88 mmol) was added and the reaction mixture heated at reflux temperature for 5 min followed by stirring at room temperature overnight. The resultant precipitate was filtered and washed with diethyl ether (150 mL). This afforded product contaminated with isopropylamine. The solid was dissolved in DCM (50 mL) and washed with water (2 x 10 mL). The organics were dried (MgSO₄) and concentrated to afford 2-[7-chloro-3-(4-fluoro-3-methoxyphenyl)-1-oxo-1H-isoquinolin-2-yl]-N-isopropylacetamide (300 mg, 0.745 mmol).

Data for 2-[7-chloro-3-(4-fluoro-3-methoxyphenyl)-1-oxo-1H-isoquinolin-2-yl]-N-isopropylacetamide: MS (ESI) *m/z*: 404/406 ([M+H]⁺).

e) 2-[3-(4-Fluoro-3-methoxyphenyl)-1-oxo-7-perhydro-1,4-diazepin-1-yl-1H-isoquinolin-2-yl]-N-isopropylacetamide



Tert-butyl 1-homopiperazinecarboxylate (66 mg, 0.07 mL, 0.330 mmol) was added to potassium *tert*-butoxide (67 mg, 0.601 mmol), [1,3-bis(2,6-diisopropylphenyl)imidazol-2-ylidene](3-chloropyridyl)palladium(II) dichloride (PEPPSI-IPr catalyst) (20 mg, 0.030 mmol) and 2-[7-chloro-3-(4-fluoro-3-methoxyphenyl)-1-oxo-1H-isoquinolin-2-yl]-N-isopropylacetamide (121 mg, 0.300 mmol) in toluene (3 mL). The reaction mixture was heated at 100 °C for 2 h, after which time the reaction mixture was cooled and quenched by addition of sat. NH₄Cl (aq.) (0.2 mL). Stirring was continued for 1 h at room temperature. MeOH (3 mL) was added and stirring continued for a further 30 min.

This solution was added to a pre-acidified SCX cartridge and eluted with MeOH, followed by 2M NH₃/MeOH. TLC analysis indicated that the desired product was present in the basic fractions, as well as de-boc'ed material. Solvent was evaporated under reduced pressure. The resultant greenish gum was dissolved in DCM (10 mL), cooled to 0 °C and trifluoroacetic acid (0.2 mL) added.

The reaction mixture was stirred at 0 °C for 3 h. Solvent was evaporated under reduced pressure and crude product purified on SCX eluting product with 2M NH₃/MeOH. Crude product was further purified by preparative LCMS (basic conditions) to afford 2-[3-(4-fluoro-3-methoxyphenyl)-1-oxo-7-perhydro-1,4-diazepin-1-yl-1H-isoquinolin-2-yl]-N-isopropylacetamide (2 mg, 0.004 mmol, 13%).

Data for 2-[3-(4-fluoro-3-methoxyphenyl)-1-oxo-7-perhydro-1,4-diazepin-1-yl-1H-isoquinolin-2-yl]-N-isopropylacetamide: MS (ESI) *m/z*: 467 ([M+H]⁺).

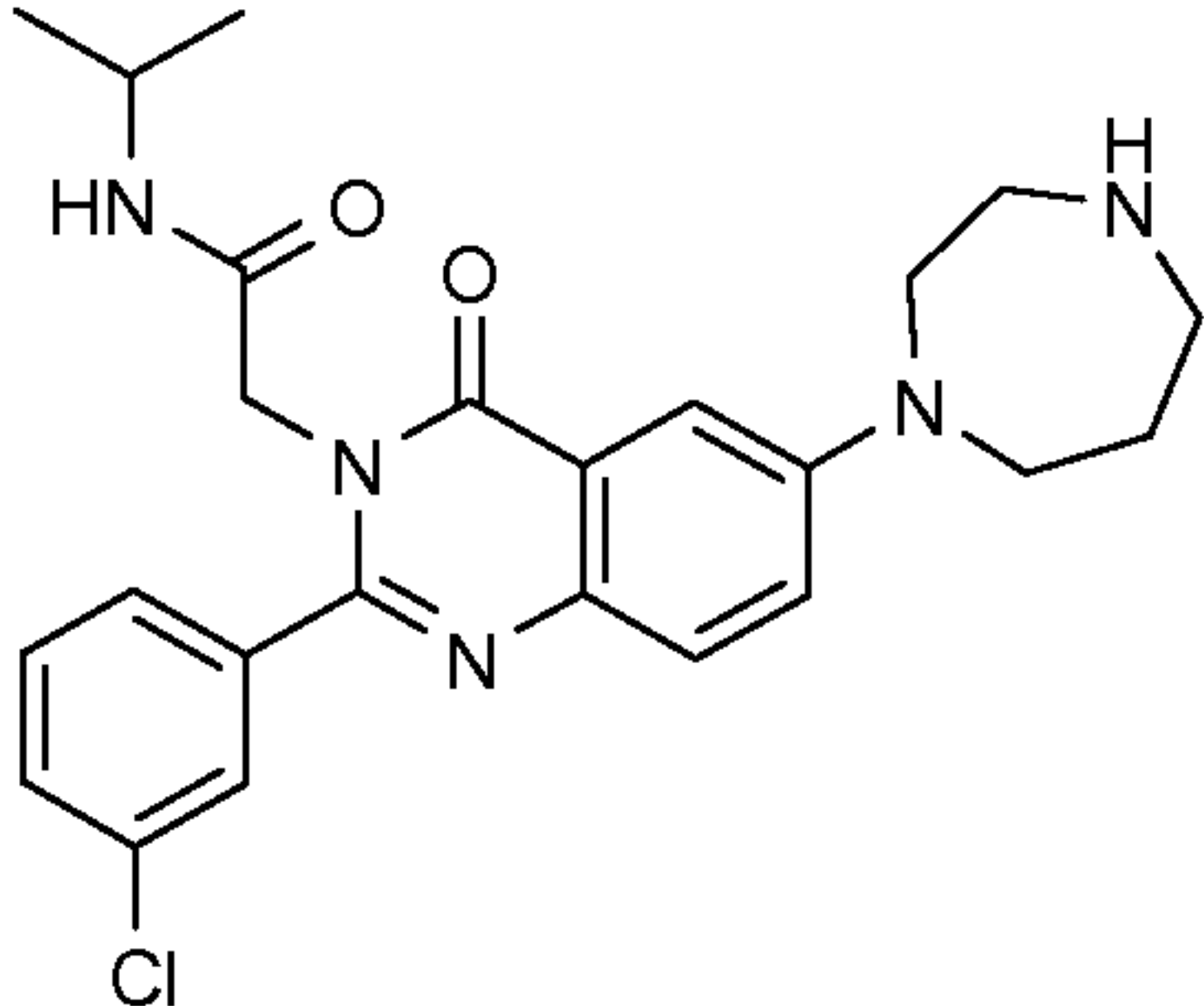
EXAMPLE 14:

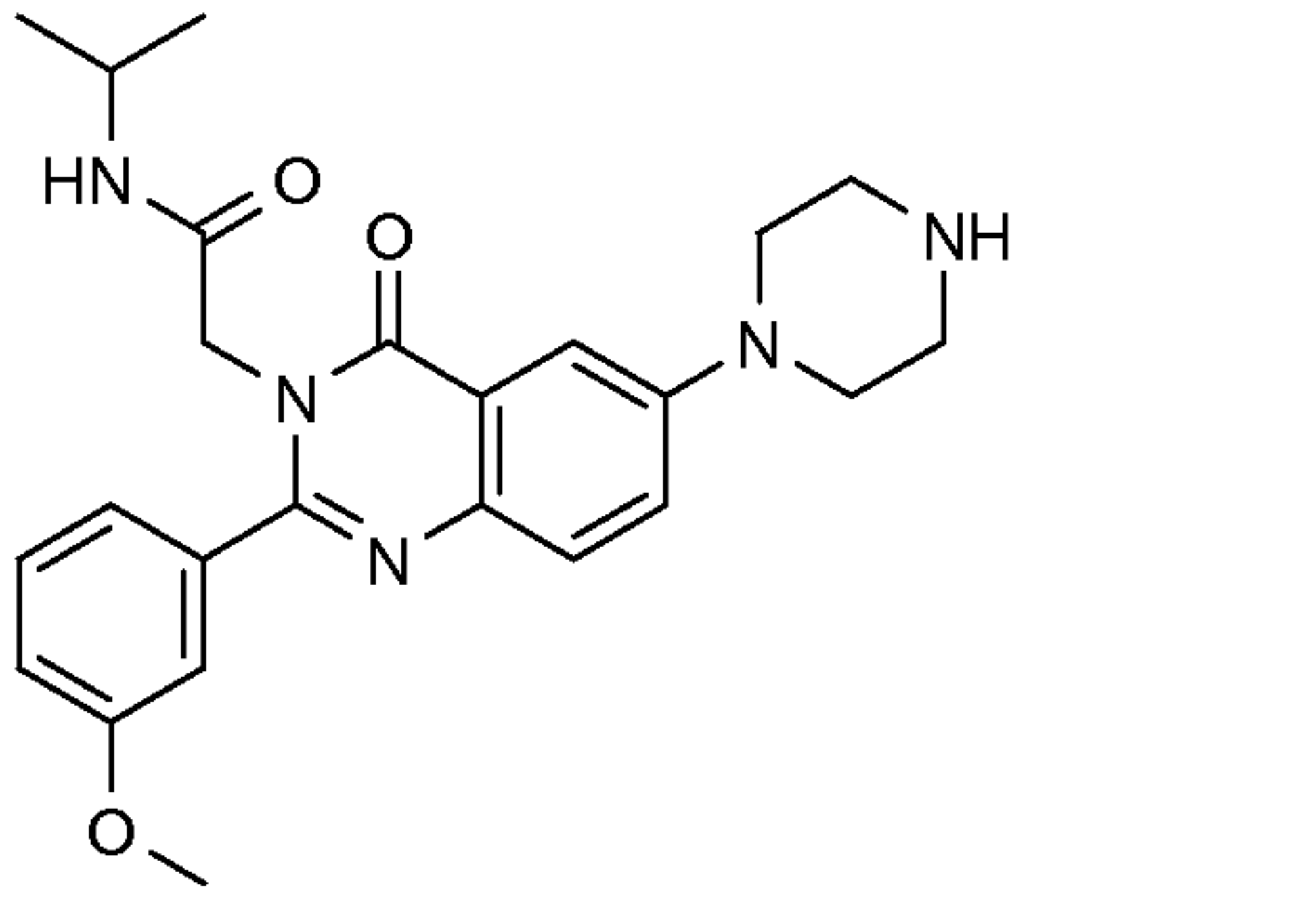
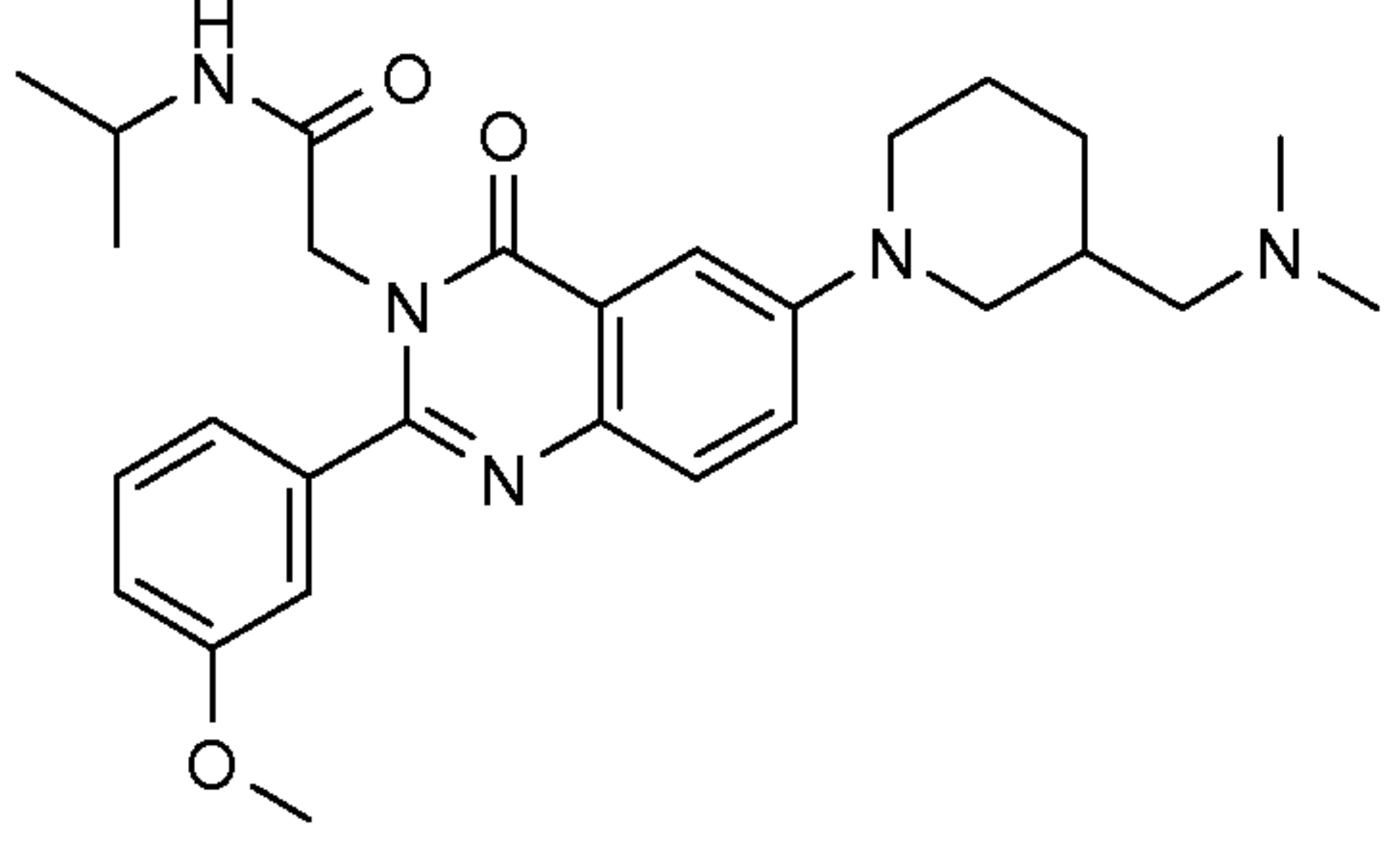
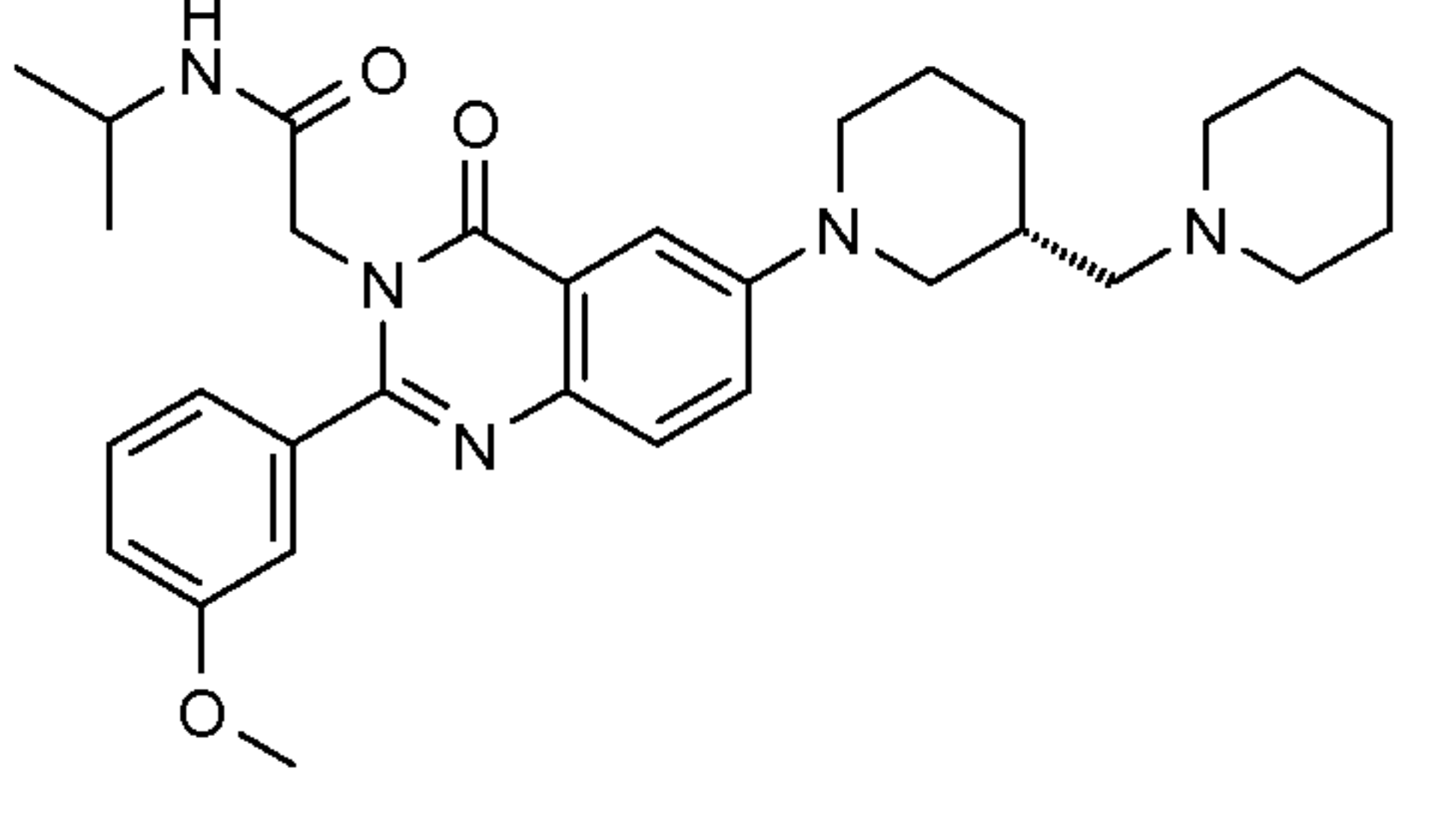
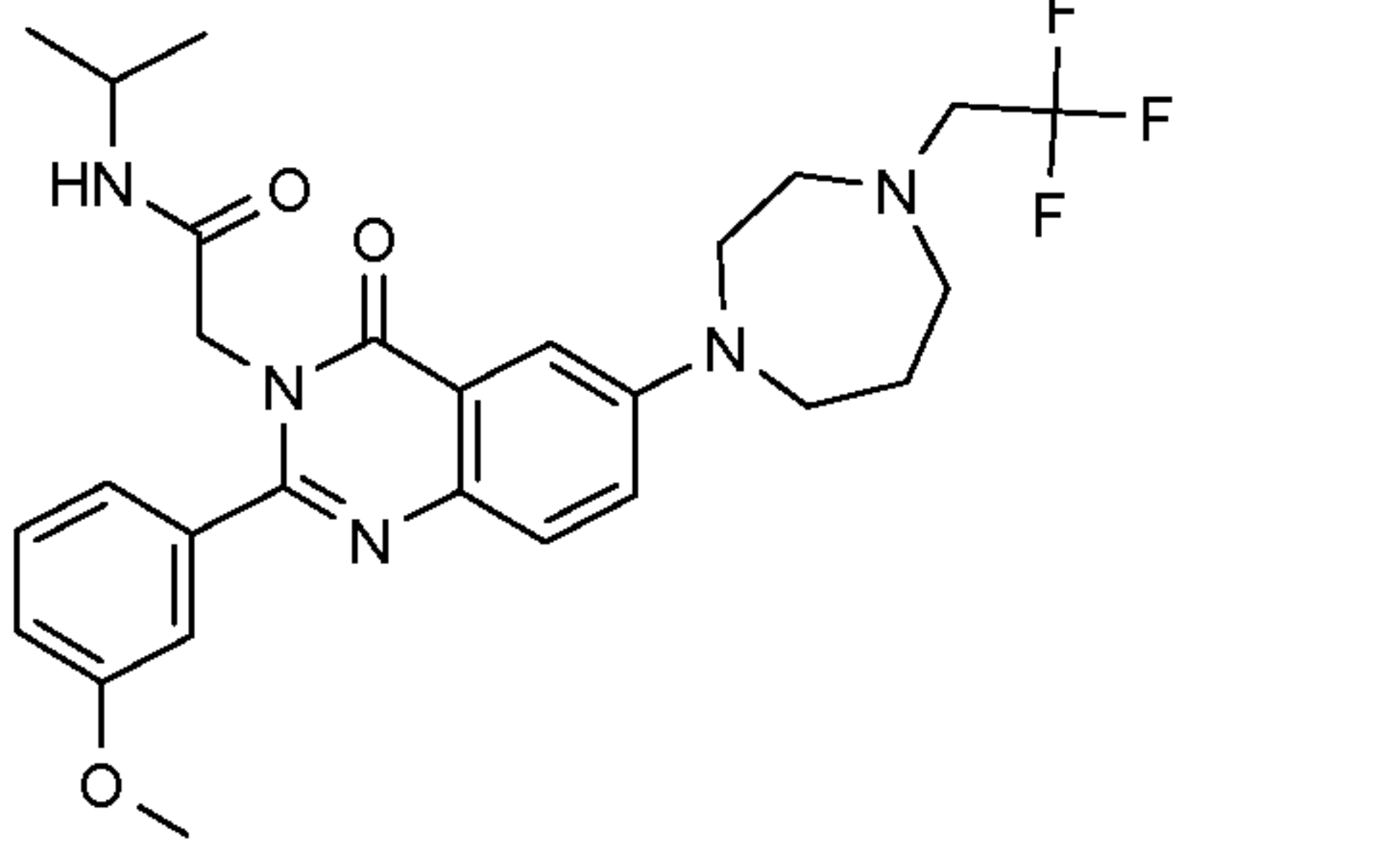
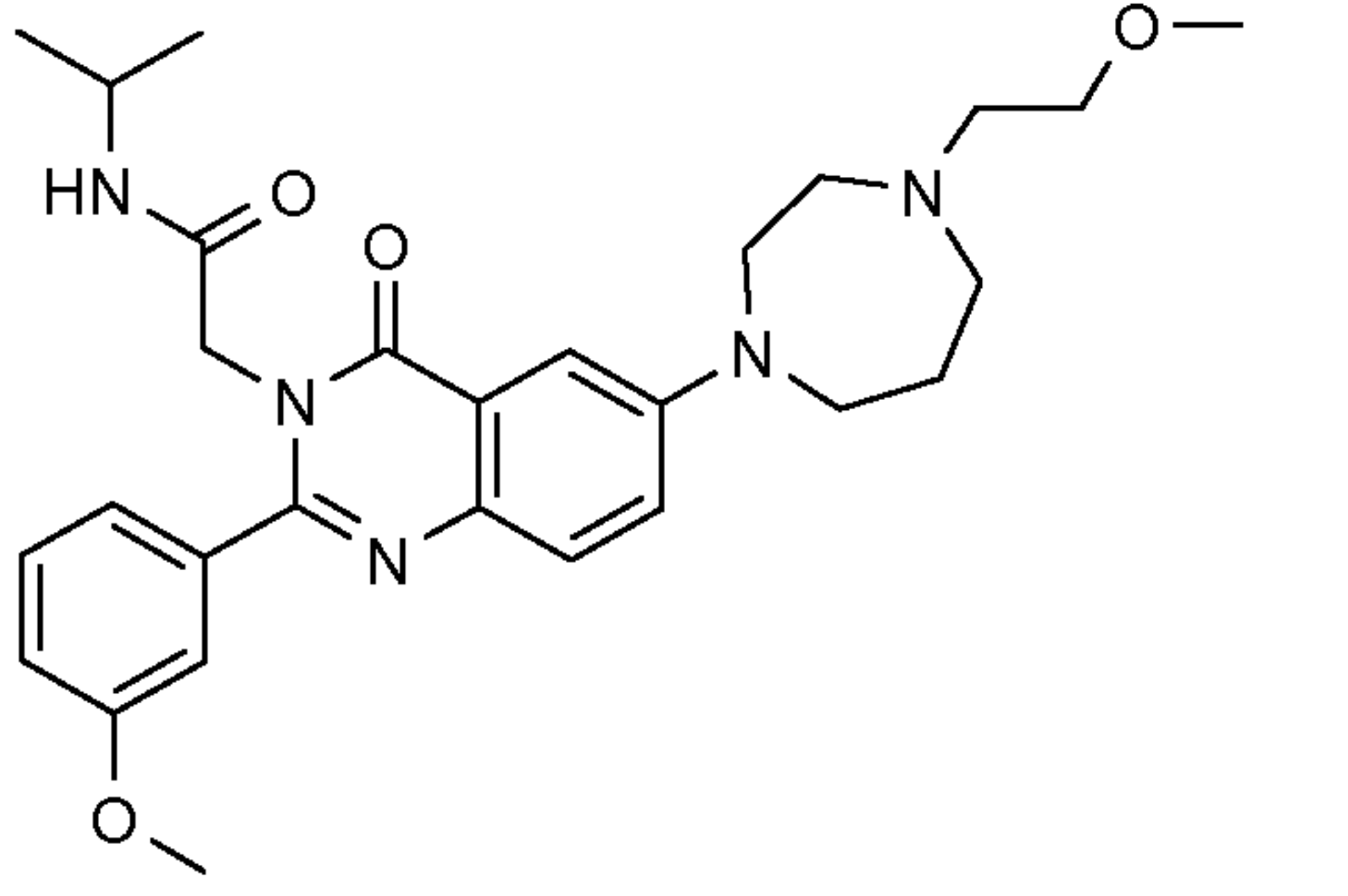
Chinese Hamster Ovary (CHO) cells stably expressing the human V₃ receptor were incubated to equilibrium with the test compound (at a final assay concentration of 10⁻¹⁰ mol.L⁻¹ to 10⁻⁵ mol.L⁻¹) and [³H]AVP (at a final assay concentration of 2.5 x 10⁻⁹ mol.L⁻¹). Throughout the concentration of dimethylsulphoxide (DMSO) did not exceed 0.1% (v/v). After washing with ice-cold phosphate buffered saline (PBS), scintillation fluid was added and the plates counted on a Topcount NXT apparatus.

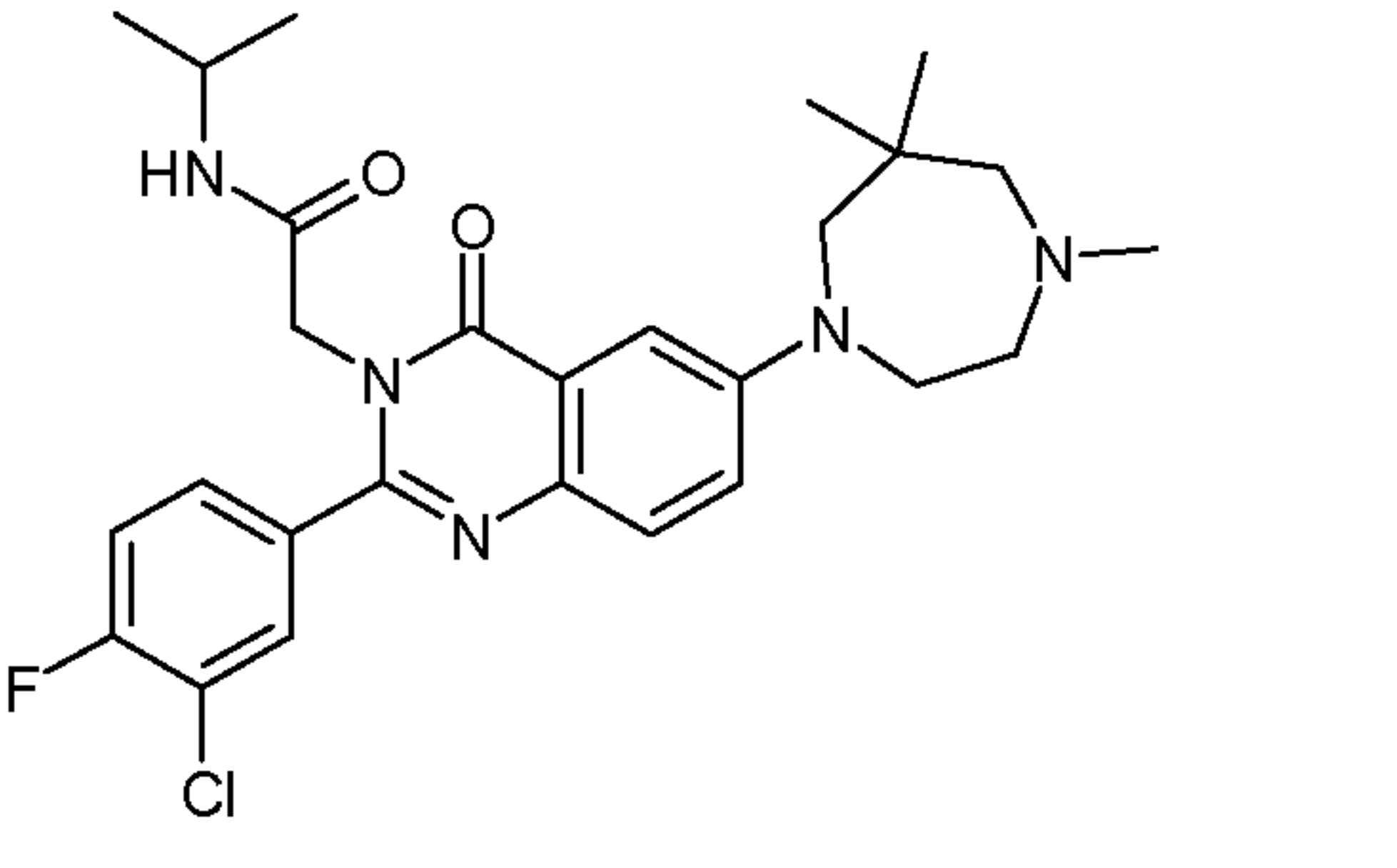
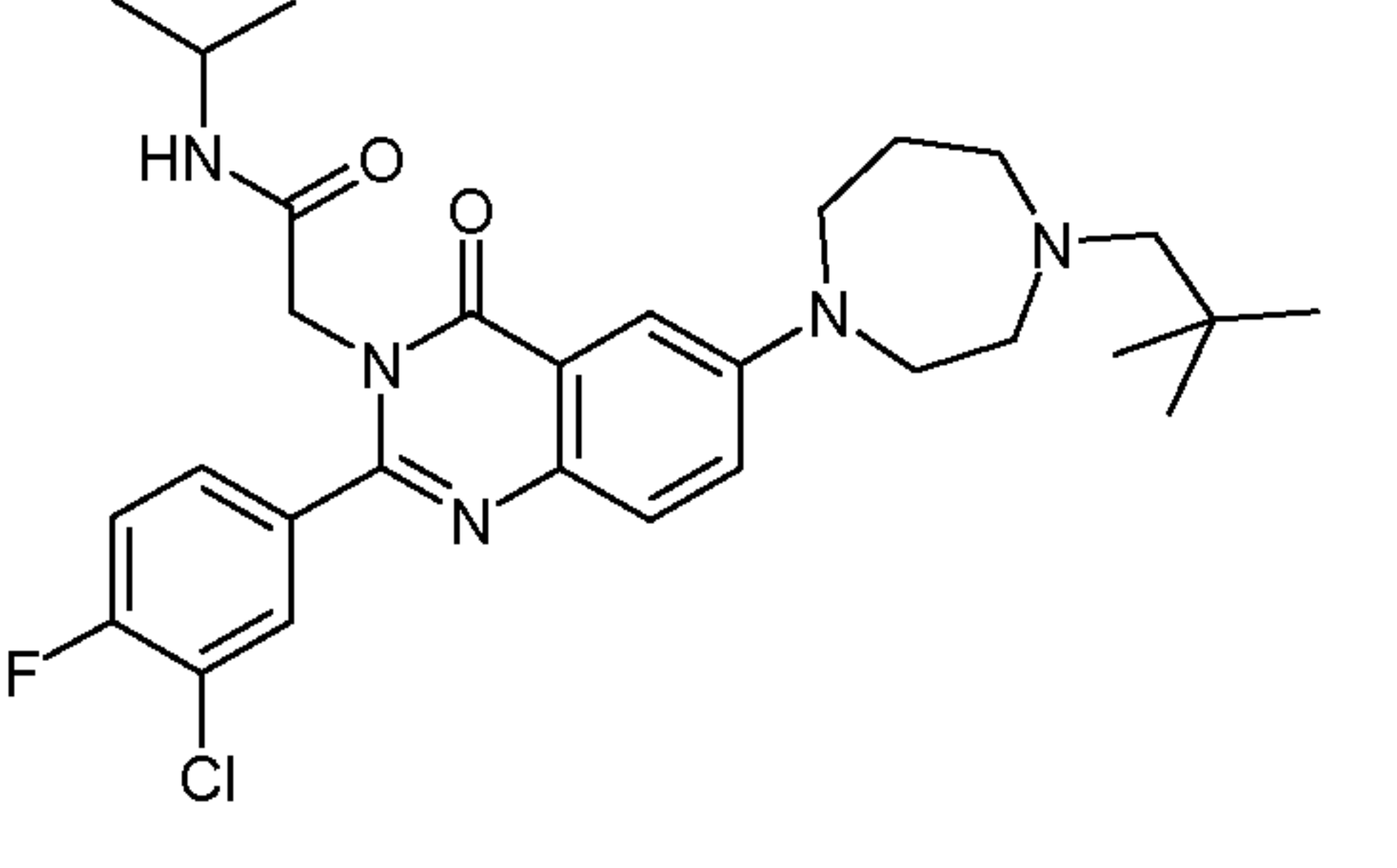
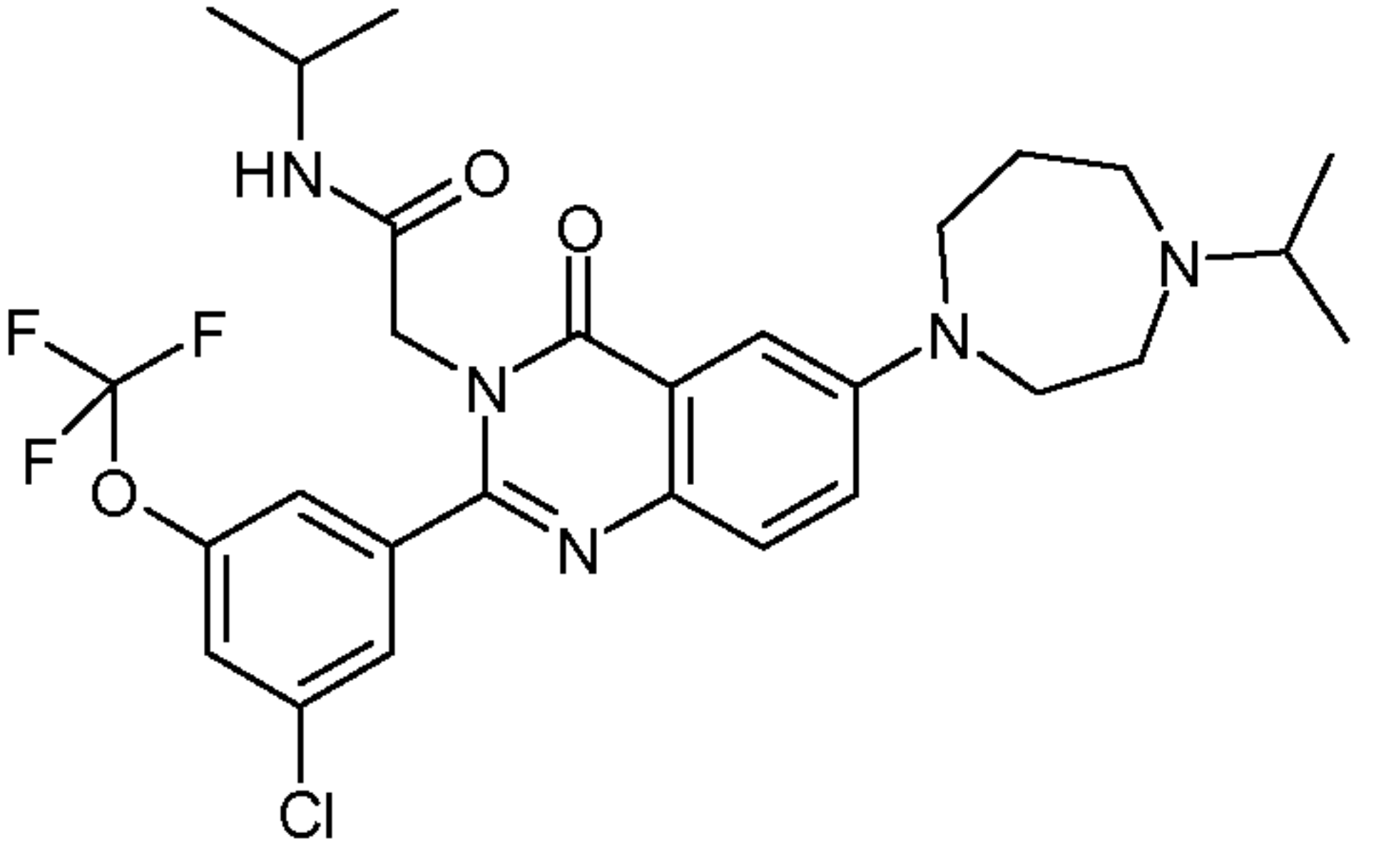
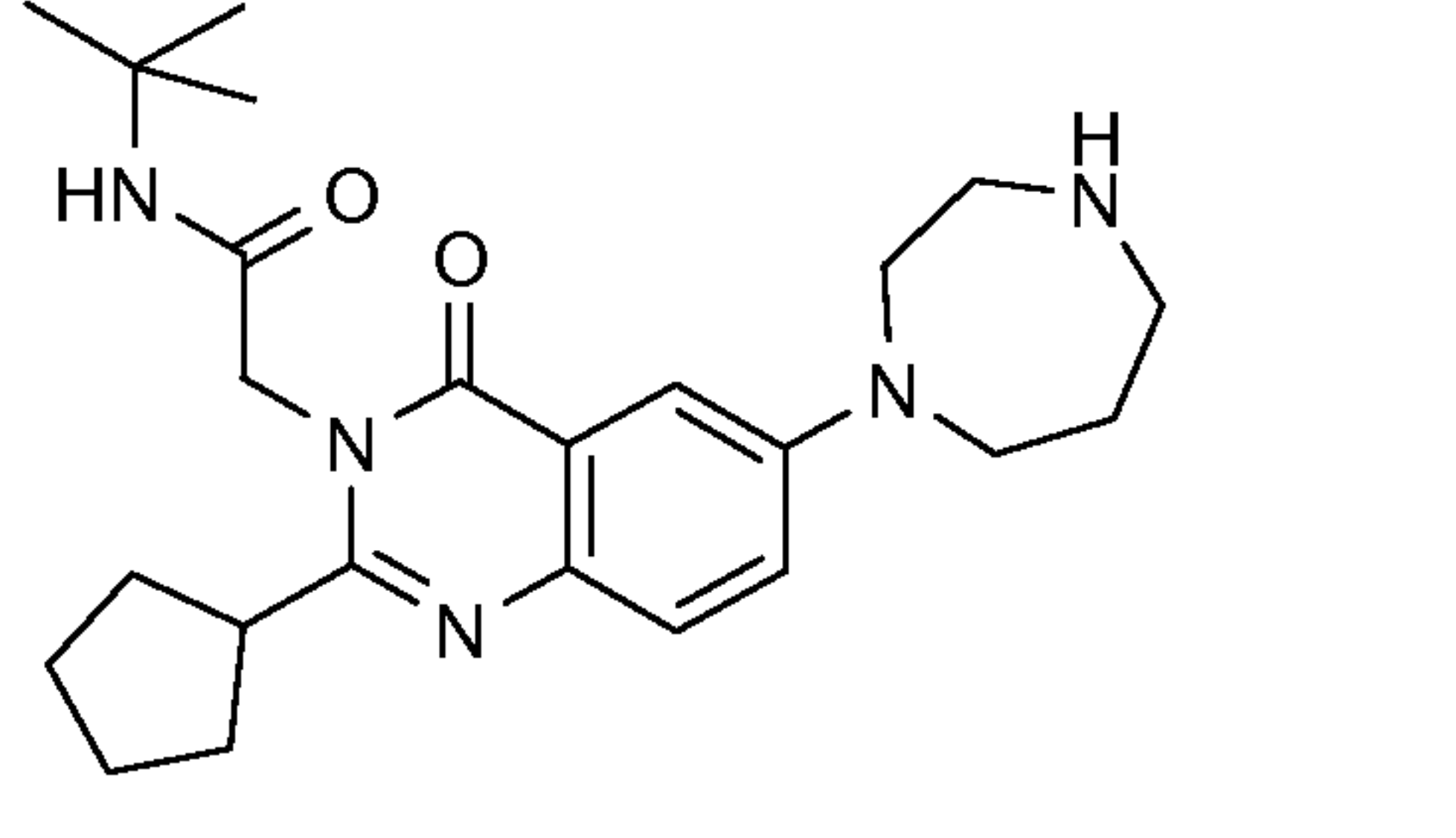
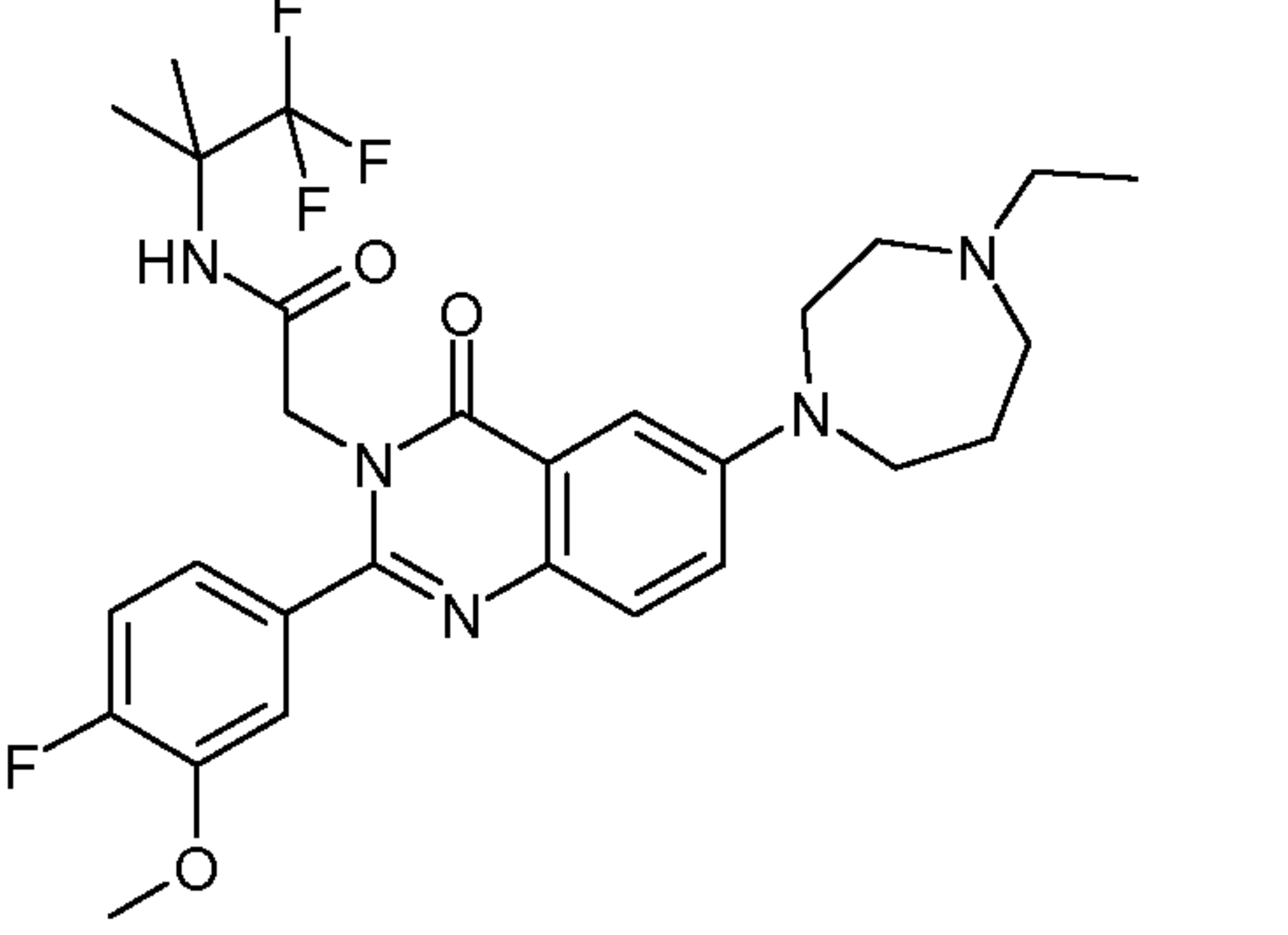
A sigmoidal dose response curve (non-linear regression, variable slope) was plotted as concentration of test compound (mol.L⁻¹) against percentage specific binding of [³H]AVP and a K_i value was calculated. Each determination was carried out in triplicate and repeated on at least 3 separate occasions

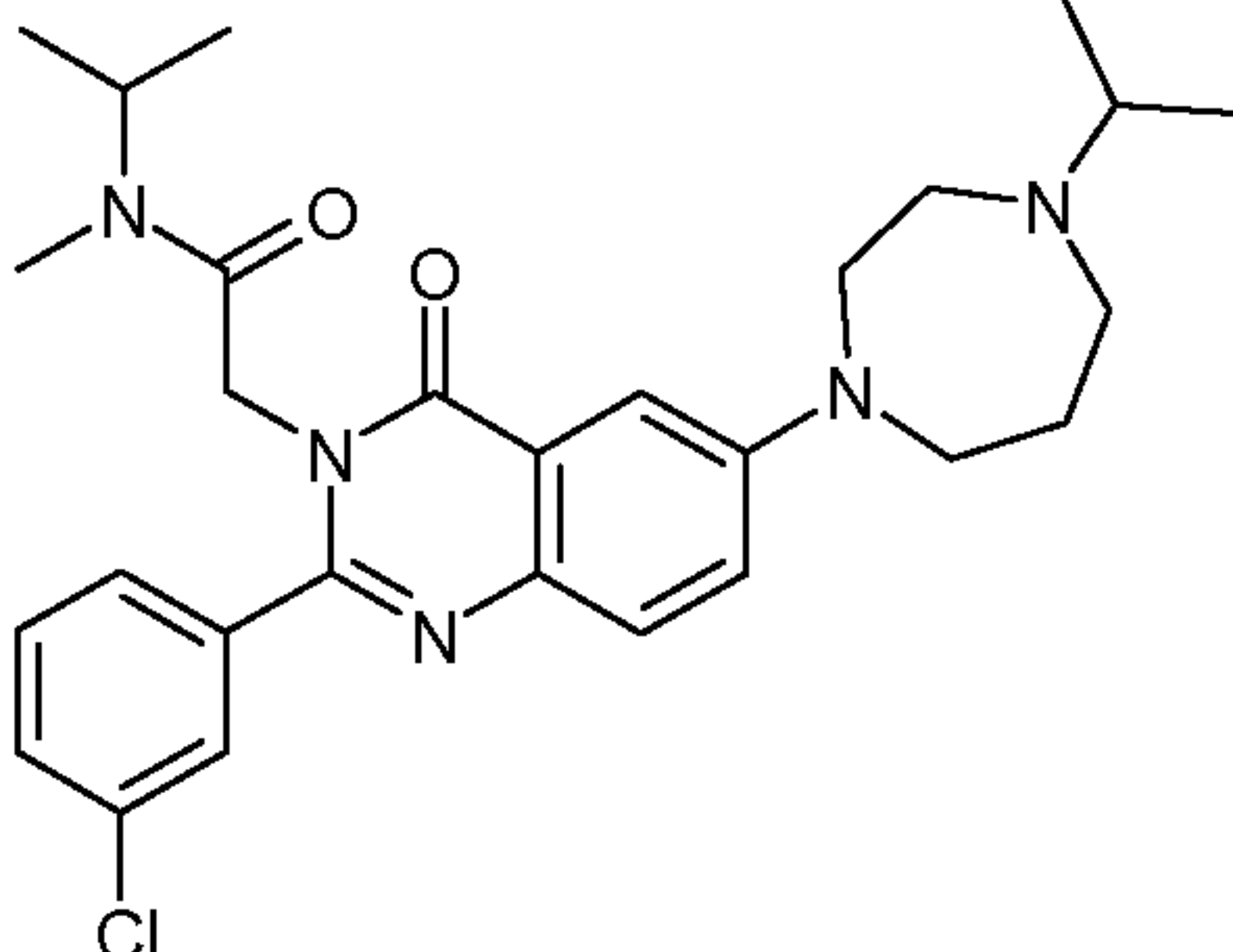
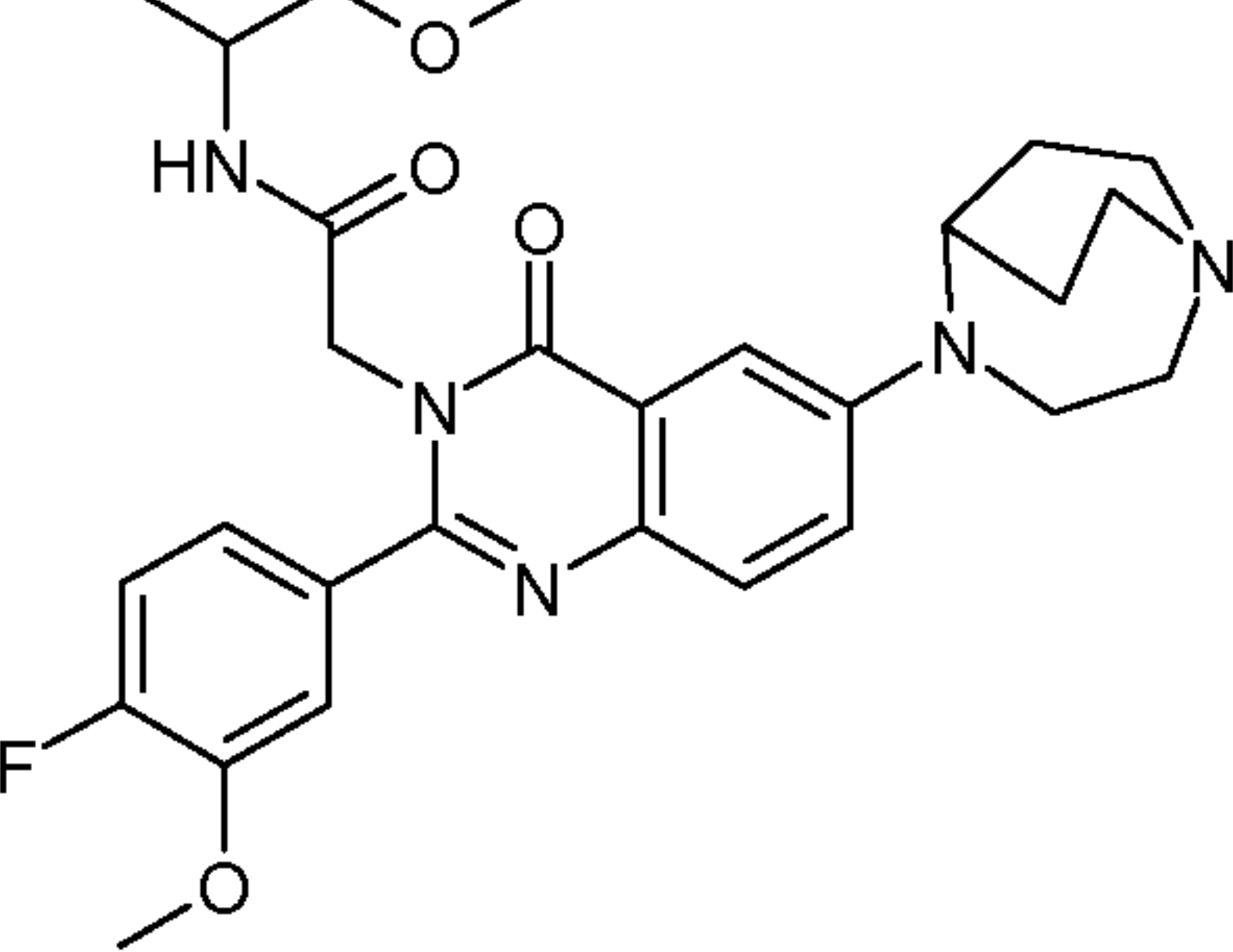
Table 1 shows the binding activity obtained for some representative compounds of the invention.

Table 1 V₃ binding activity for compounds according to the invention

EXAMPLE 1b: 2-[2-(3-Chlorophenyl)-4-oxo-6-perhydro-1,4-diazepin-1-yl-4H-quinazolin-3-yl]-N-isopropylacetamide		+++
---	---	-----

<p>EXAMPLE 2b: <i>N</i>-Isopropyl-2-[2-(3-methoxyphenyl)-4-oxo-6-piperazin-1-yl]-4<i>H</i>-quinazolin-3-yl]acetamide</p>		++
<p>EXAMPLE 3c: 2-[6-(3-Dimethylaminomethylpiperidin-1-yl)-2-(3-methoxyphenyl)-4-oxo-4<i>H</i>-quinazolin-3-yl]-<i>N</i>-isopropylacetamide</p>		++
<p>EXAMPLE 3f: <i>N</i>-Isopropyl-2-[2-(3-methoxyphenyl)-4-oxo-6-((<i>R</i>)-3-piperidin-1-ylmethylpiperidin-1-yl)-4<i>H</i>-quinazolin-3-yl]acetamide</p>		+++
<p>EXAMPLE 4c: <i>N</i>-Isopropyl-2-[2-(3-methoxyphenyl)-4-oxo-6-[4-(2,2,2-trifluoroethyl)perhydro-1,4-diazepin-1-yl]-4<i>H</i>-quinazolin-3-yl]acetamide</p>		+
<p>EXAMPLE 4d: <i>N</i>-Isopropyl-2-[6-[4-(2-methoxyethyl)perhydro-1,4-diazepin-1-yl]-2-(3-methoxyphenyl)-4-oxo-4<i>H</i>-quinazolin-3-yl]acetamide</p>		+++

<p>EXAMPLE 5s: 2-[2-(3-Chloro-4-fluorophenyl)-4-oxo-6-(4,6,6-trimethylperhydro-1,4-diazepin-1-yl)-4H-quinazolin-3-yl]-N-isopropylacetamide</p>		+++
<p>EXAMPLE 5Ac: 2-{2-(3-Chloro-4-fluorophenyl)-6-[4-(2,2-dimethylpropyl)perhydro-1,4-diazepin-1-yl]-4-oxo-4H-quinazolin-3-yl}-N-isopropylacetamide</p>		+++
<p>EXAMPLE 6w: 2-[2-(3-Chloro-5-trifluoromethoxyphenyl)-6-(4-isopropylperhydro-1,4-diazepin-1-yl)-4-oxo-4H-quinazolin-3-yl]-N-isopropylacetamide</p>		+++
<p>EXAMPLE 7a: N-tert-Butyl-2-(2-cyclopentyl-4-oxo-6-perhydro-1,4-diazepin-1-yl)-4H-quinazolin-3-yl-acetamide</p>		++
<p>EXAMPLE 9h: 2-[6-(4-Ethylperhydro-1,4-diazepin-1-yl)-2-(4-fluoro-3-methoxyphenyl)-4-oxo-4H-quinazolin-3-yl]-N-(2,2,2-trifluoro-1,1-dimethylethyl)acetamide</p>		+++

<p>EXAMPLE 9u: 2-[2-(3-Chlorophenyl)-6-(4-isopropylperhydro-1,4-diazepin-1-yl)-4-oxo-4<i>H</i>-quinazolin-3-yl]-<i>N</i>-isopropyl-<i>N</i>-methylacetamide</p>		<p>++</p>
<p>EXAMPLE 9Ah: 2-[6-(1,4-Diazabicyclo[3.2.2]non-4-yl)-2-(4-fluoro-3-methoxyphenyl)-4-oxo-4<i>H</i>-quinazolin-3-yl]-<i>N</i>-(2-methoxy-1-methylethyl) acetamide</p>		<p>++</p>

+++ 0-10nM

++ 10-100nM

+ 100nM-1uM

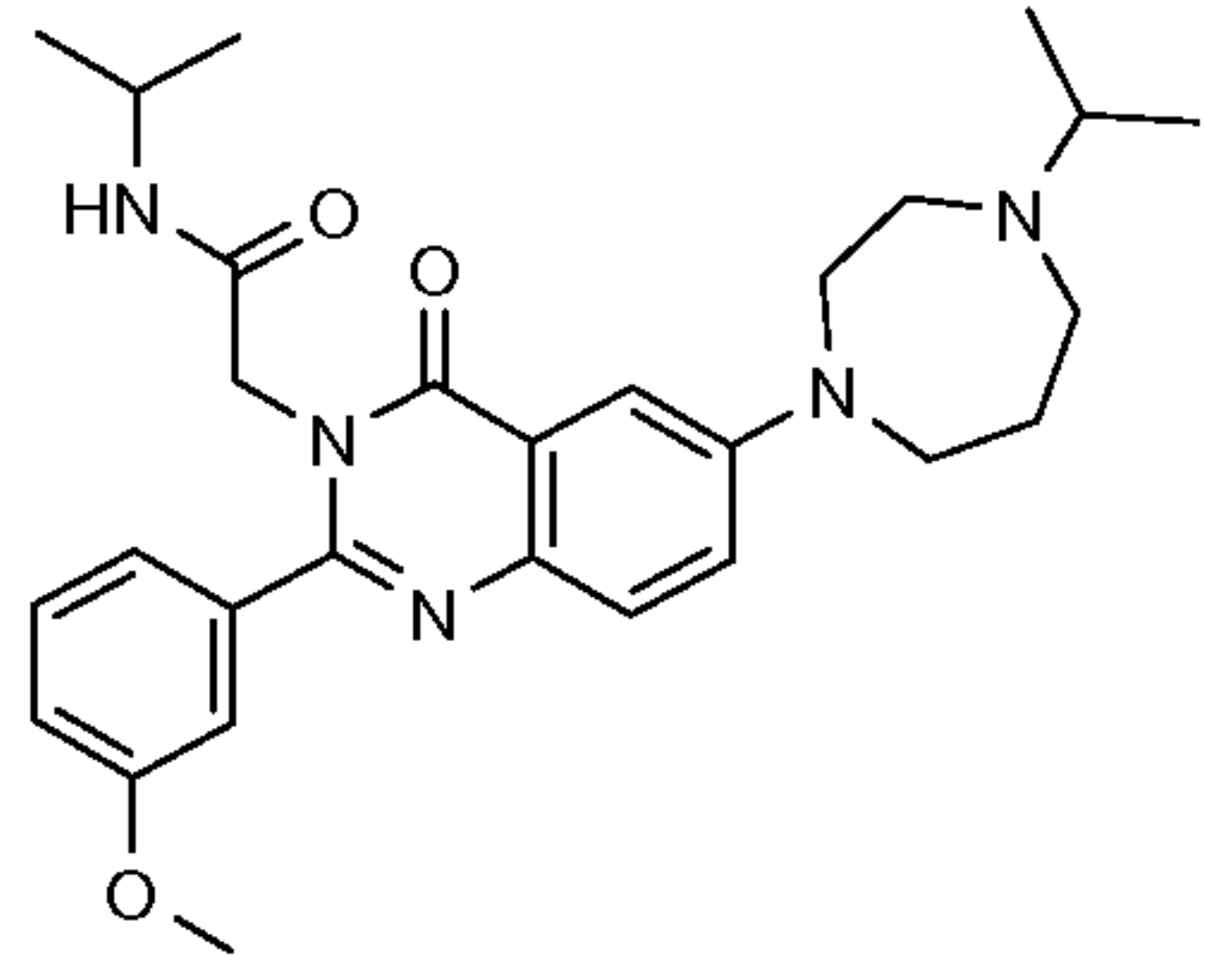
The ability of compounds of the invention to act as V_3 antagonists in a physiologically relevant system was determined by measuring their ability to block the release of adrenocorticotrophic hormone (ACTH) from anterior pituitary corticotrophs in response to treatment with arginine vasopressin (AVP).

Anterior pituitary corticotrophs were prepared from adult female Sprague-Dawley rats and seeded into 48 well plates. The cells were cultured for 4 days prior to exposure to compound. Test compounds were prepared at 10^{-5} mol.L⁻¹ in 100% DMSO. Cells were exposed to a dose response of test compounds for 20 minutes (10^{-8} mol.L⁻¹ – 10^{-5} mol.L⁻¹). The final concentration of DMSO in the assay was kept constant at 0.3%. The cells were then exposed to 3×10^{-9} mol.L⁻¹ AVP for 120 minutes. Supernatants were harvested and stored at -20°C. ACTH levels were subsequently measured by ELISA following the manufacturer's instructions (Immunodiagnostic systems, UK (Cat No. DX-SDX018)). Each treatment was carried out in quadruplicate and a mean value obtained for the amount of ACTH released. The degree of antagonism was then calculated as a percentage of the amount of ACTH released by agonist alone after adjustment for basal levels of ACTH. A plC_{50} was calculated by fitting a Sigmoidal dose response (variable slope) curve with a non-

linear (fit) to the data using the software package GraphPad prism. Each determination was repeated on at least 3 separate occasions

Table 2 shows the activity obtained for some representative compounds of the invention.

Table 2 V₃ receptor antagonism in isolated rat anterior pituitary cells for compounds according to the invention

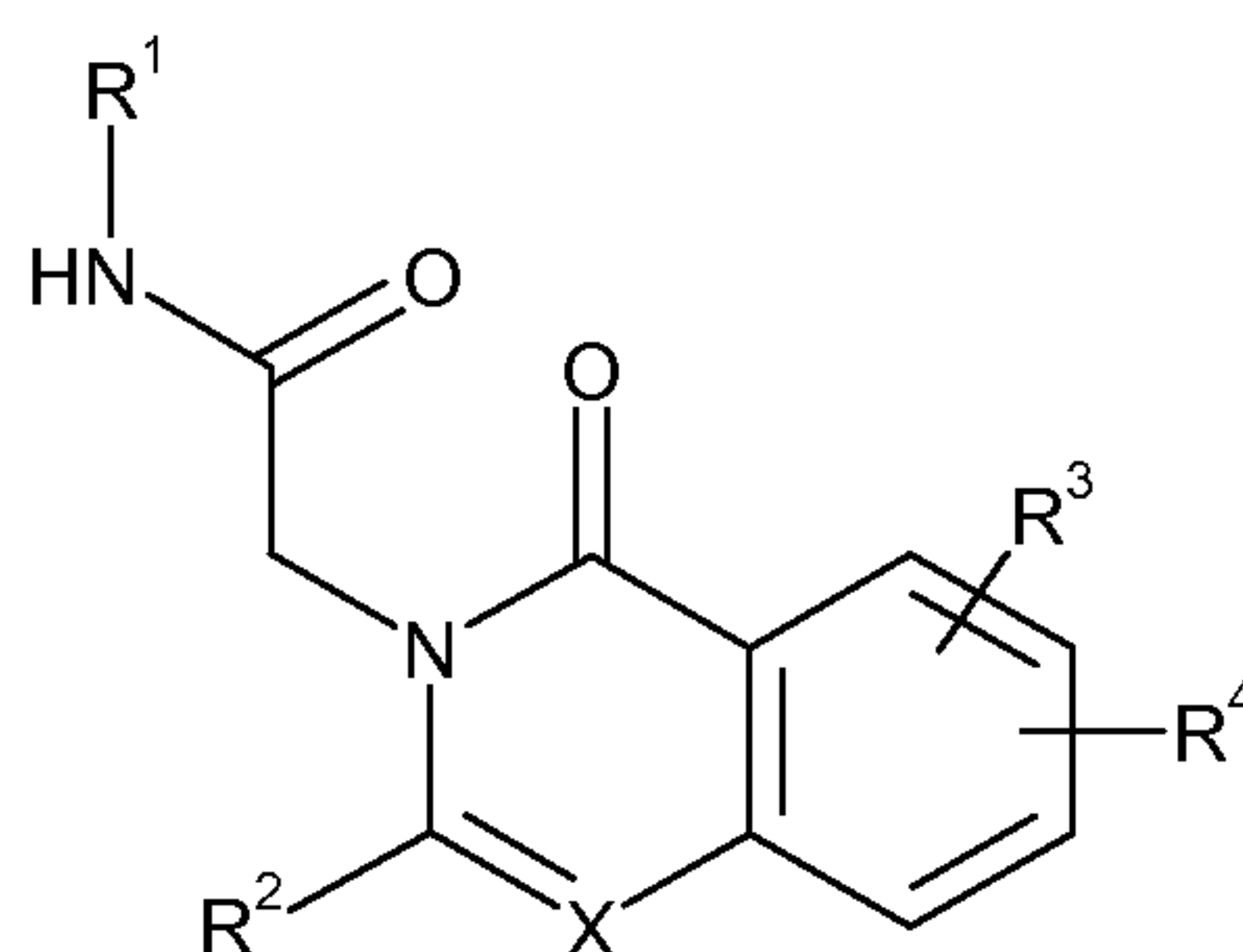
EXAMPLE 4b: <i>N</i> -Isopropyl-2-[6-(4-isopropylperhydro-1,4-diazepin-1-yl)-2-(3-methoxyphenyl)-4-oxo-4 <i>H</i> -quinazolin-3-yl]acetamide		++
--	--	----

++ 10-100nM

+ 100nM-1uM

What is claimed:

1. A quinazolinone or isoquinolinone derivative of formula I,



formula I

wherein

R^1 is C_{1-6} alkyl, C_{3-6} cycloalkyl, C_{3-6} cycloalkyl C_{1-3} alkyl, C_{2-6} alkenyl, C_{2-6} alkynyl, said C_{1-6} alkyl, C_{3-6} cycloalkyl and C_{3-6} cycloalkyl C_{1-3} alkyl being optionally substituted with hydroxy, C_{1-6} alkyloxy, cyano or one or more halogens;

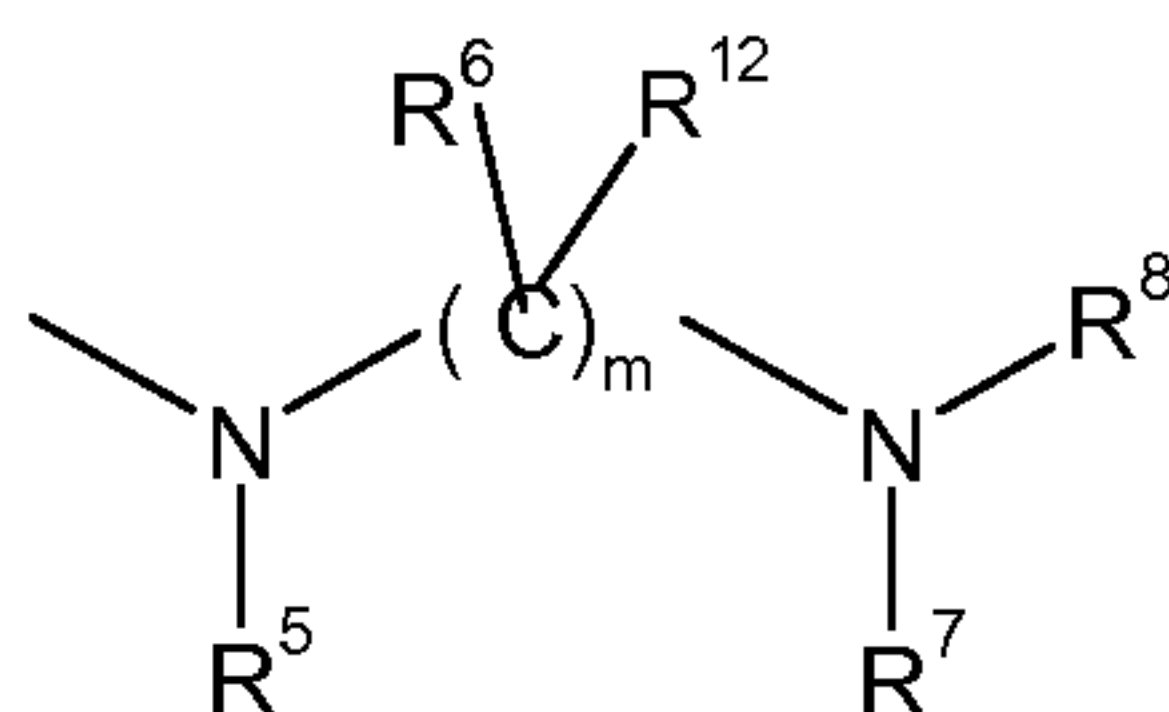
R^2 is C_{6-10} aryl optionally substituted with one to three substituents selected from halogen, hydroxy, cyano, C_{1-6} alkyl, C_{3-6} cycloalkyl, C_{1-6} alkyloxy and C_{3-6} cycloalkyloxy, said C_{1-6} alkyl, C_{3-6} cycloalkyl, C_{1-6} alkyloxy and C_{3-6} cycloalkyloxy being optionally substituted with one or more halogens;

or R^2 is a 5-10 membered heteroaryl ring system comprising a heteroatom selected from N, O and S and optionally substituted with a substituent selected from methyl, C_{1-6} alkyloxy and halogen;

or R^2 is C_{4-7} cycloalkyl;

R^3 is an optional substituent selected from C_{1-6} alkyl, C_{1-6} alkyloxy and halogen, said C_{1-6} alkyl and C_{1-6} alkyloxy being optionally substituted with one or more halogens;

R^4 is a group located at the 6- or 7- position of the quinazolinone or isoquinolinone ring having the formula II



145

formula II

wherein

R^5 together with one of R^6 forms a 4-8 membered saturated or unsaturated heterocyclic ring optionally comprising a further heteroatomic moiety selected from O, S and NR^9 , said heterocyclic ring being optionally substituted with one or two substituents selected from methyl, halogen, hydroxy and oxo or R^5 together with one of R^7 and R^8 forms a 6-8 membered heterocyclic ring optionally substituted with one or two substituents selected from methyl, halogen, hydroxy and oxo;

Each R^6 is independently H, halogen or C_{1-4} alkyl optionally substituted with halogen or SO_2CH_3 or one of R^6 together with R^5 forms a 4-8 membered saturated or unsaturated heterocyclic ring optionally comprising a further heteroatomic moiety selected from O, S and NR^9 , said heterocyclic ring being optionally substituted with one or two substituents selected from methyl, halogen, hydroxy and oxo;

R^7 and R^8 are independently H, C_{1-6} alkyl, C_{3-6} cycloalkyl, C_{3-6} cycloalkyl C_{1-3} alkyl, cyano C_{1-3} alkyl, C_{6-10} aryl, C_{6-10} aryl C_{1-3} alkyl, C_{1-3} alkyloxy C_{1-3} alkyl or C_{1-6} acyl said C_{1-6} alkyl, C_{3-6} cycloalkyl and C_{3-6} cycloalkyl C_{1-3} alkyl being optionally substituted with hydroxy, 1 or more halogens or di C_{1-2} alkylamino;

or R^7 and R^8 together with the nitrogen to which they are bonded form a 4-8 membered saturated or unsaturated heterocyclic ring optionally comprising a further heteroatomic moiety selected from O, S and NR^{10} , said heterocyclic ring being optionally substituted with one or two substituents selected from C_{1-6} alkyl, halogen, hydroxy, C_{1-6} alkyloxy, cyano and $COOR^{11}$;

or one of R^7 and R^8 is Y, CH_2Y or CH_2CH_2Y , wherein Y is a 4-6 membered saturated heterocyclic ring comprising a heterocyclic moiety selected from O, SO_2 and NR^{10} , said ring being optionally substituted with 1-2 substituents selected from methyl or halogen;

or one of R^7 or R^8 together with R^5 forms a 6-8 membered heterocyclic ring being optionally substituted with one or two substituents selected from methyl, halogen, hydroxy and oxo

or one of R^7 and R^8 together with R^{12} forms a 4-8 membered saturated or unsaturated heterocyclic ring optionally comprising a further heteroatomic moiety selected from O, S and NR^{13} , said heterocyclic ring being optionally substituted with one or two substituents selected from methyl, hydroxy and oxo;

5. The quinazolinone derivative according to any one of claims 1-4, wherein R⁴ is a substituent at the 6-position of the quinazolinone.
6. The quinazolinone derivative according to any one of claims 1-5, wherein X is N.
7. A quinazolinone derivative selected from:
- 2-[2-(3-Chlorophenyl)-4-oxo-6-perhydro-1,4-diazepin-1-yl-4*H*-quinazolin-3-yl]-*N*-isopropylacetamide;
 - N*-*tert*-Butyl-2-[2-(3-chlorophenyl)-4-oxo-6-perhydro-1,4-diazepin-1-yl-4*H*-quinazolin-3-yl]acetamide;
 - N*-*tert*-Butyl-2-(2-(3-chloro-4-fluorophenyl)-6-(1,4-diazepan-1-yl)-4-oxoquinazolin-3(4*H*)-yl)acetamide;
 - 2-(2-(3-Chloro-4-fluorophenyl)-6-(1,4-diazepan-1-yl)-4-oxoquinazolin-3(4*H*)-yl)-*N*-isopropylacetamide;
 - 2-(2-(3-Chloro-4-fluorophenyl)-6-(3-methyl-1,4-diazepan-1-yl)-4-oxoquinazolin-3(4*H*)-yl)-*N*-isopropylacetamide;
 - 2-[2-(3-Chloro-4-fluorophenyl)-6-(3-ethylperhydro-1,4-diazepin-1-yl)-4-oxo-4*H*-quinazolin-3-yl]-*N*-isopropylacetamide;
 - 2-[2-(3-Chloro-4-fluorophenyl)-6-(dimethylperhydro-1,4-diazepin-1-yl)-4-oxo-4*H*-quinazolin-3-yl]-*N*-isopropylacetamide;
 - 2-[6-(Dimethylperhydro-1,4-diazepin-1-yl)-2-(4-fluoro-3-methoxyphenyl)-4-oxo-4*H*-quinazolin-3-yl]-*N*-isopropylacetamide;
 - 2-[2-(3-Chloro-4-fluorophenyl)-6-((*S*)-3-isopropylperhydro-1,4-diazepin-1-yl)-4-oxo-4*H*-quinazolin-3-yl]-*N*-isopropylacetamide;
 - 2-[2-(3-Chlorophenyl)-6-((*S*)-3-isopropylperhydro-1,4-diazepin-1-yl)-4-oxo-4*H*-quinazolin-3-yl]-*N*-isopropylacetamide;
 - 2-[2-(4-Fluoro-3-methoxyphenyl)-6-((*S*)-3-isopropylperhydro-1,4-diazepin-1-yl)-4-oxo-4*H*-quinazolin-3-yl]-*N*-isopropylacetamide;
 - 2-[2-(3-Chloro-4-fluorophenyl)-6-((*R*)-3-isopropylperhydro-1,4-diazepin-1-yl)-4-oxo-4*H*-quinazolin-3-yl]-*N*-isopropylacetamide;
 - 2-[2-(3-Chlorophenyl)-6-((*R*)-3-isopropylperhydro-1,4-diazepin-1-yl)-4-oxo-4*H*-quinazolin-3-yl]-*N*-isopropylacetamide;
 - 2-[2-(4-Fluoro-3-methoxyphenyl)-6-((*R*)-3-isopropylperhydro-1,4-diazepin-1-yl)-4-oxo-4*H*-quinazolin-3-yl]-*N*-isopropylacetamide;

2-[2-(3-Chlorophenyl)-6-(4-methylperhydro-1,4-diazepin-1-yl)-4-oxo-4H-quinazolin-3-yl]-N-isopropylacetamide;

2-[6-(4-Ethylperhydro-1,4-diazepin-1-yl)-2-(3-methoxyphenyl)-4-oxo-4H-quinazolin-3-yl]-N-isopropylacetamide;

2-[2-(3-Chlorophenyl)-4-oxo-6-(4-propylperhydro-1,4-diazepin-1-yl)-4H-quinazolin-3-yl]-N-isopropylacetamide;

N-tert-Butyl-2-[6-(4-ethylperhydro-1,4-diazepin-1-yl)-2-(4-fluoro-3-methoxyphenyl)-4-oxo-4H-quinazolin-3-yl]acetamide;

2-[2-(3-Chlorophenyl)-6-(4-ethylperhydro-1,4-diazepin-1-yl)-4-oxo-4H-quinazolin-3-yl]-N-isopropylacetamide;

2-[6-(4-Ethylperhydro-1,4-diazepin-1-yl)-2-(4-fluoro-3-methoxyphenyl)-4-oxo-4H-quinazolin-3-yl]-N-isopropylacetamide;

2-[2-(4-Fluoro-3-methoxyphenyl)-4-oxo-6-(4-propylperhydro-1,4-diazepin-1-yl)-4H-quinazolin-3-yl]-N-isopropylacetamide;

2-[2-(3-Chloro-4-fluorophenyl)-6-(4-ethylperhydro-1,4-diazepin-1-yl)-4-oxo-4H-quinazolin-3-yl]-N-isopropylacetamide;

N-Isopropyl-2-[6-(4-isopropylperhydro-1,4-diazepin-1-yl)-2-(3-methoxyphenyl)-4-oxo-4H-quinazolin-3-yl]acetamide;

2-[2-(3-Chloro-4-fluorophenyl)-6-(4-isopropylperhydro-1,4-diazepin-1-yl)-4-oxo-4H-quinazolin-3-yl]-N-isopropylacetamide;

2-[2-(3-Chloro-5-trifluoromethylphenyl)-4-oxo-6-perhydro-1,4-diazepin-1-yl)-4H-quinazolin-3-yl]-N-isopropylacetamide;

2-[2-(3,5-Dimethoxyphenyl)-6-(4-isopropylperhydro-1,4-diazepin-1-yl)-4-oxo-4H-quinazolin-3-yl]-N-isopropylacetamide;

2-{2-(3-Chloro-4-fluorophenyl)-6-[4-(1-cyclopropylethyl)perhydro-1,4-diazepin-1-yl]-4-oxo-4H-quinazolin-3-yl}-N-isopropylacetamide;

2-{2-(4-Fluoro-3-methoxyphenyl)-6-[4-(2-hydroxyethyl)perhydro-1,4-diazepin-1-yl]-4-oxo-4H-quinazolin-3-yl}-N-isopropylacetamide;

2-{2-(3-Chloro-4-fluorophenyl)-6-[4-(2-hydroxyethyl)perhydro-1,4-diazepin-1-yl]-4-oxo-4H-quinazolin-3-yl}-N-isopropylacetamide;

2-[2-(3-Chloro-4-fluorophenyl)-6-(1,4-diazabicyclo[3.2.2]non-4-yl)-4-oxo-4H-quinazolin-3-yl]-N-isopropylacetamide;

2-[2-(4-Fluoro-3-methoxyphenyl)-6-(4-isopropylpiperazin-1-yl)-4-oxo-4H-quinazolin-3-yl]-N-isopropylacetamide;

2-[2-(3-Chloro-4-fluorophenyl)-6-(4-isopropylpiperazin-1-yl)-4-oxo-4H-quinazolin-3-yl]-N-isopropylacetamide;

2-[2-(3-Chloro-4-fluorophenyl)-6-((S)-3-isopropylpiperazin-1-yl)-4-oxo-4H-quinazolin-3-yl]-N-isopropylacetamide;

2-[2-(3-Chloro-4-fluorophenyl)-6-((R)-3-isopropylpiperazin-1-yl)-4-oxo-4H-quinazolin-3-yl]-N-isopropylacetamide;

2-[6-(1,4-Diazabicyclo[3.2.2]non-4-yl)-2-(3,5-dimethoxyphenyl)-4-oxo-4H-quinazolin-3-yl]-N-isopropylacetamide;

2-[2-(3-Chlorophenyl)-6-(4-isopropylperhydro-1,4-diazepin-1-yl)-4-oxo-4H-quinazolin-3-yl]-N-(2,2,2-trifluoro-1,1-dimethylethyl)acetamide;

N-Isopropyl-2-(6-(4-isopropyl-1,4-diazepan-1-yl)-2-(3-methoxyphenyl)-4-oxoquinazolin-3(4H)-yl)acetamide;

2-(2-(3-Chlorophenyl)-6-(4-cyclopropylmethyl-1,4-diazepan-1-yl)-4-oxoquinazolin-3(4H)-yl)-N-isopropylacetamide and

N-tert-Butyl-2-(2-(3-chlorophenyl)-6-(4-isopropyl-1,4-diazepan-1-yl)-4-oxoquinazolin-3(4H)-yl)acetamide

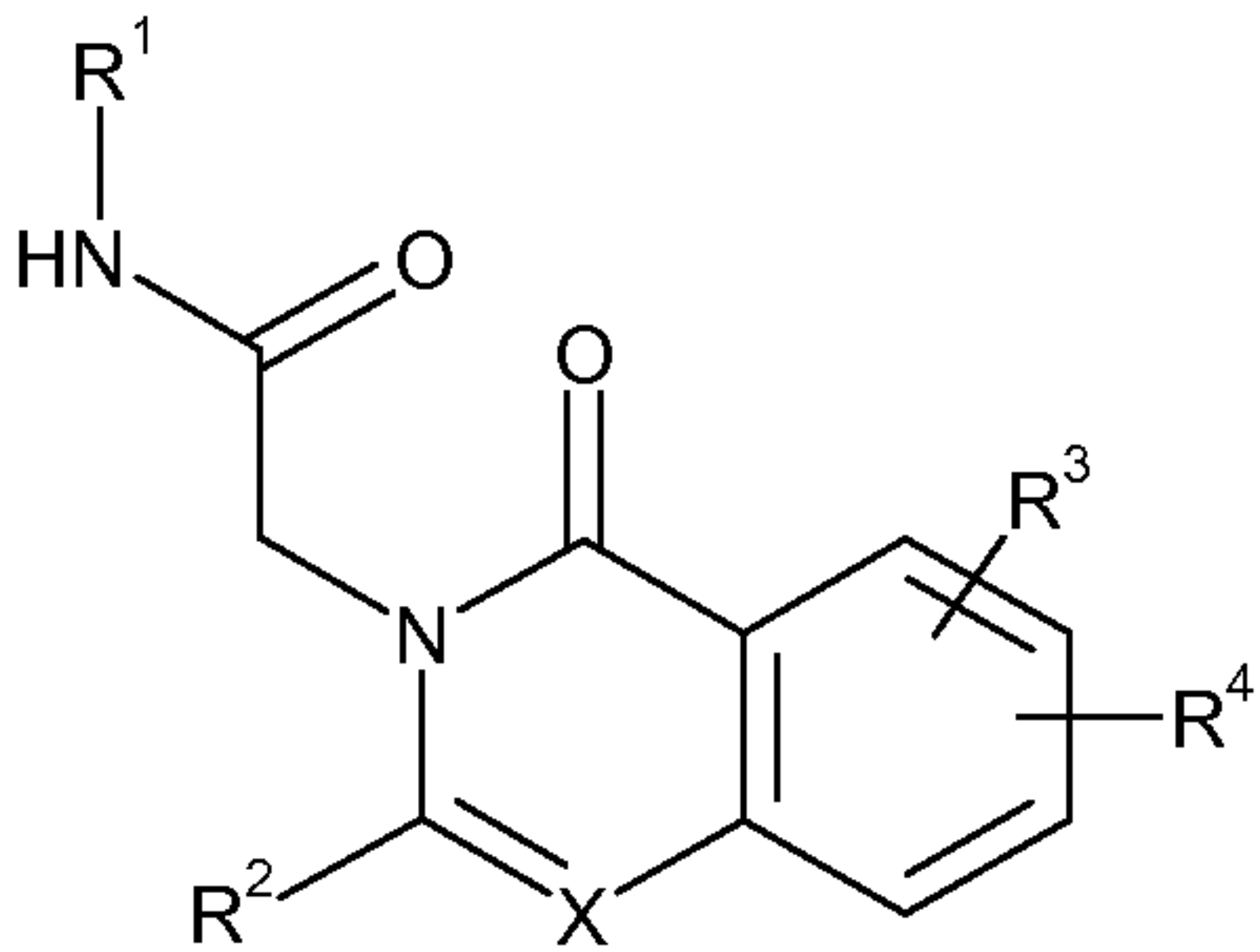
or a pharmaceutically acceptable salt or solvate thereof.

8. A quinazolinone derivative according to any one of claims 1-7 or an isoquinolinone derivative according to any one of claims 1-4 for use in therapy.

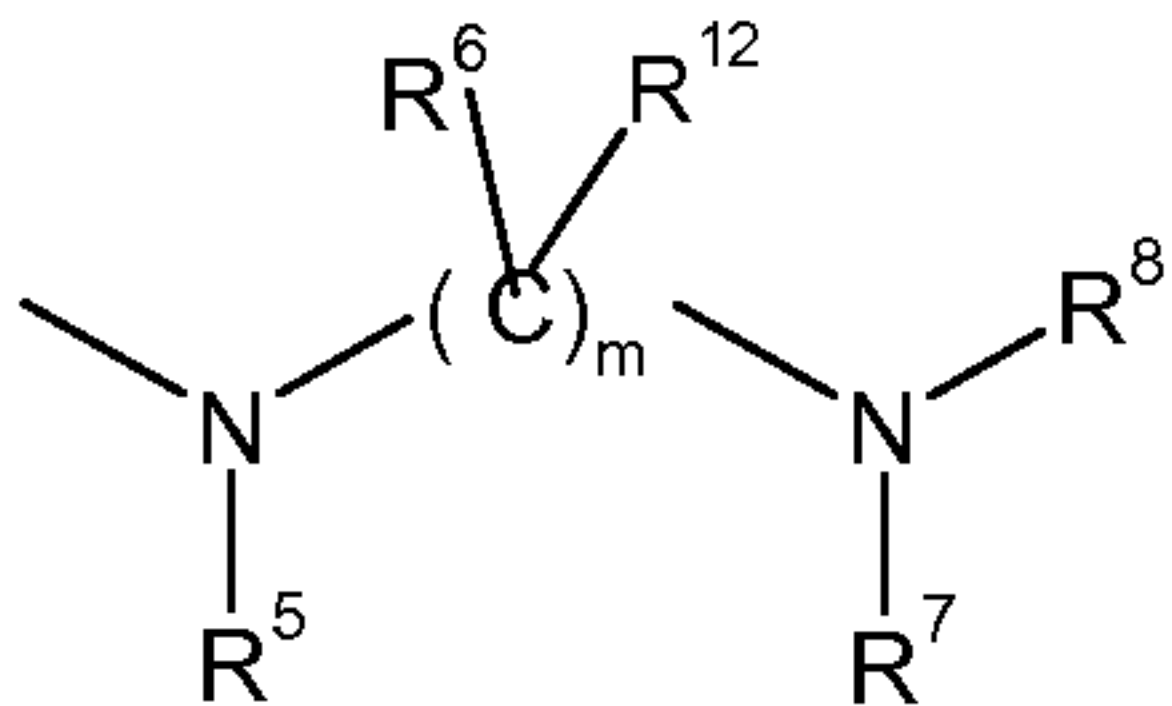
9. A pharmaceutical composition comprising a quinazolinone derivative according to any one of claims 1-7 or an isoquinolinone derivative according to any one of claims 1-4 in admixture with one or more pharmaceutically acceptable auxiliaries.

10. Use of a quinazolinone derivative according to any one of claims 1-7 or or an isoquinolinone derivative according to any one of claims 1-4 for the manufacture of a medicament for the treatment or prevention of disorders or diseases influenced by modulation of the activity of the HPA axis.

11. Use according to claim 10, wherein the medicament is for the treatment or prevention of stress related disorders or depression.



I



II