



US00D640822S

(12) **United States Design Patent**
Wildner

(10) **Patent No.:** **US D640,822 S**

(45) **Date of Patent:** **** Jun. 28, 2011**

(54) **LED LUMINAIRE**

(75) Inventor: **Florian Wildner**, Munich (DE)

(73) Assignee: **OSRAM Gesellschaft mit
beschraenkter Haftung**, Munich (DE)

(**) Term: **14 Years**

(21) Appl. No.: **29/368,078**

(22) Filed: **Aug. 18, 2010**

(30) **Foreign Application Priority Data**

Feb. 18, 2010 (EM) 001198931

(51) **LOC (9) Cl.** **26-03**

(52) **U.S. Cl.** **D26/89**

(58) **Field of Classification Search** D26/72,
D26/85, 89, 119, 128; 362/147, 249.02,
362/350, 404-408, 453-456

See application file for complete search history.

(56) **References Cited**

U.S. PATENT DOCUMENTS

D272,656 S *	2/1984	Parker	D26/65
D477,104 S *	7/2003	Wang	D26/72
D496,487 S *	9/2004	Rhee	D26/89
D539,943 S *	4/2007	Egawa et al.	D26/24
D539,944 S *	4/2007	Egawa et al.	D26/24
D551,379 S *	9/2007	Maxik	D26/74
D564,694 S *	3/2008	Southern, Jr.	D26/85
D566,861 S *	4/2008	Takada et al.	D26/1
D576,333 S *	9/2008	Benensohn	D26/72

D599,944 S *	9/2009	Sabernig	D26/74
D629,146 S *	12/2010	van den Akker	D26/89
2004/0212990 A1 *	10/2004	Becker	362/127

OTHER PUBLICATIONS

Deco Crystal and Chrome 12" Wide Ceiling Light Fixture. Found at eurostylelighting.com; visited on Aug. 15, 2010.*

Garbo Ceiling Fixture from Edge Lighting. PDF brochure created Feb. 26, 2009.*

Contempra Flushmount / all models shown on p. 186 of the ET2 Lighting 2007 Catalog.*

* cited by examiner

Primary Examiner — Clare E Heflin

(57) **CLAIM**

The ornamental design for a LED luminaire, as shown and described.

DESCRIPTION

FIG. 1 is a front, right and top perspective view of an embodiment of a LED luminaire showing the new design incorporating numerous light wells and a substantially square shape when viewed from the front, including rounded corners and with a curved edge in the transition from the front surfaces to the side surfaces;

FIG. 2 is a bottom plan view thereof;

FIG. 3 is a front elevational view thereof;

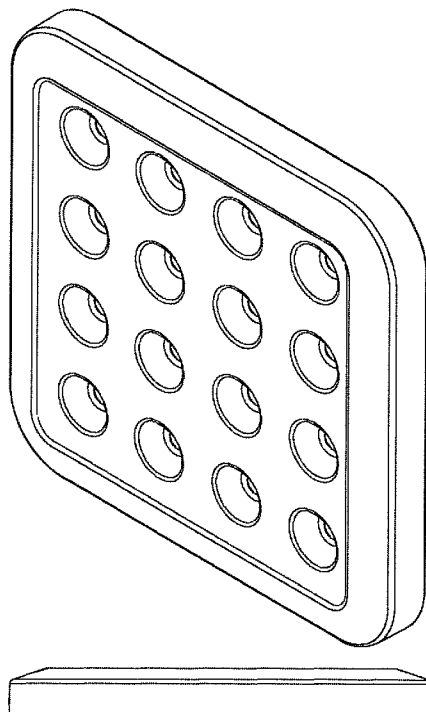
FIG. 4 is a top plan view thereof;

FIG. 5 is a right side elevational view thereof;

FIG. 6 is a left side elevational view thereof; and,

FIG. 7 is a back elevational view thereof.

1 Claim, 3 Drawing Sheets






Fig. 1



Fig. 2




Fig. 3



Fig. 4



Fig. 5

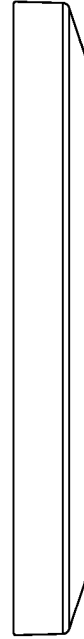


Fig. 6




Fig. 7