



US00D919266S

(12) **United States Design Patent**
Cui

(10) **Patent No.:** **US D919,266 S**

(45) **Date of Patent:** **** May 18, 2021**

- (54) **SOLE**
- (71) Applicant: **Jiangsu Weite E-commerce Co., Ltd.**,
Huai'an (CN)
- (72) Inventor: **Liquan Cui**, Huai'an (CN)
- (**) Term: **15 Years**
- (21) Appl. No.: **29/702,472**
- (22) Filed: **Aug. 20, 2019**
- (51) **LOC (13) Cl.** **02-04**
- (52) **U.S. Cl.**
USPC **D2/953; D2/947; D2/951; D2/954;**
D2/960
- (58) **Field of Classification Search**
USPC D2/902, 906, 908, 916, 918, 925,
D2/946-962, 977; 36/3 B, 22 R, 24.5,
36/25 R, 28, 32 R, 34 R, 59 C, 67 A, 103
CPC A43B 13/00; A43B 13/02; A43B 13/023;
A43B 13/026; A43B 13/04; A43B 13/08;
A43B 13/10; A43B 13/12; A43B 13/14;
A43B 13/141; A43B 13/143; A43B
13/16; A43B 13/18; A43B 13/181; A43B
13/187; A43B 13/189; A43B 13/20; A43B
13/22; A43B 13/223; A43B 13/24; A43B
13/28; A43B 13/30; A43B 13/32; A43B
13/34; A43B 13/36
See application file for complete search history.

D506,306 S *	6/2005	Teague	A43B 7/148
				D2/953
D754,424 S *	4/2016	Spring	A43C 15/00
				D2/960
D762,958 S *	8/2016	Sars	D2/960
D792,683 S *	7/2017	Carroll	D2/902
9,833,039 B2 *	12/2017	Smaldone	A43B 23/027
D820,568 S *	6/2018	Bray, Jr.	D2/953
D831,939 S *	10/2018	Goldberg	D2/953
D851,376 S *	6/2019	de Montgolfier	D2/960
D891,062 S *	7/2020	Jenkins	D2/957
D894,558 S *	9/2020	Yu	D2/953
D899,739 S *	10/2020	Goldberg	A43B 1/0072
				D2/953
D901,150 S *	11/2020	Kuerbis	D2/953
10,820,658 B2 *	11/2020	Cooper	A43C 13/223
2002/0017036 A1 *	2/2002	Berger	A43B 13/186
				36/3 B
2009/0083996 A1 *	4/2009	Clancy	A43C 15/00
				36/88
2014/0075778 A1 *	3/2014	Bruce	A43B 13/20
				36/29
2015/0181976 A1 *	7/2015	Cooper	A43B 13/181
				36/28

(Continued)

Primary Examiner — T Chase Nelson

(57) **CLAIM**

The ornamental design for a sole, as shown and described.

DESCRIPTION

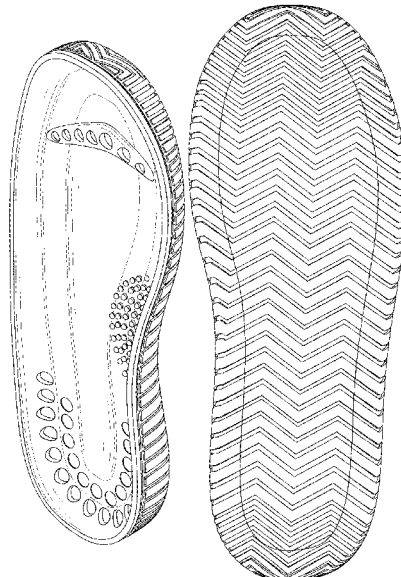
FIG. 1 is a first perspective view of a sole showing my design,
 FIG. 2 is a second perspective view thereof;
 FIG. 3 is a front view thereof;
 FIG. 4 is a back view thereof;
 FIG. 5 is a left side view thereof;
 FIG. 6 is a right side view thereof;
 FIG. 7 is a top view thereof; and,
 FIG. 8 is a bottom view thereof.

1 Claim, 8 Drawing Sheets

(56) **References Cited**

U.S. PATENT DOCUMENTS

D123,898 S *	12/1940	Tousley	D2/953
2,408,214 A *	9/1946	Husted	H01H 33/32
				36/59 C
5,775,005 A *	7/1998	McClelland	A43B 1/0072
				36/134
D398,144 S *	9/1998	Egelja	D2/960
D496,776 S *	10/2004	Wu	D2/953



(56)

References Cited

U.S. PATENT DOCUMENTS

2016/0095384	A1*	4/2016	Kraft	A43B 13/04 36/103
2017/0035143	A1*	2/2017	Sato	A43B 7/148
2018/0020766	A1*	1/2018	Edwards	A43B 13/141 36/97
2018/0125157	A1*	5/2018	Bray, Jr.	A43B 13/12

* cited by examiner




FIG. 1

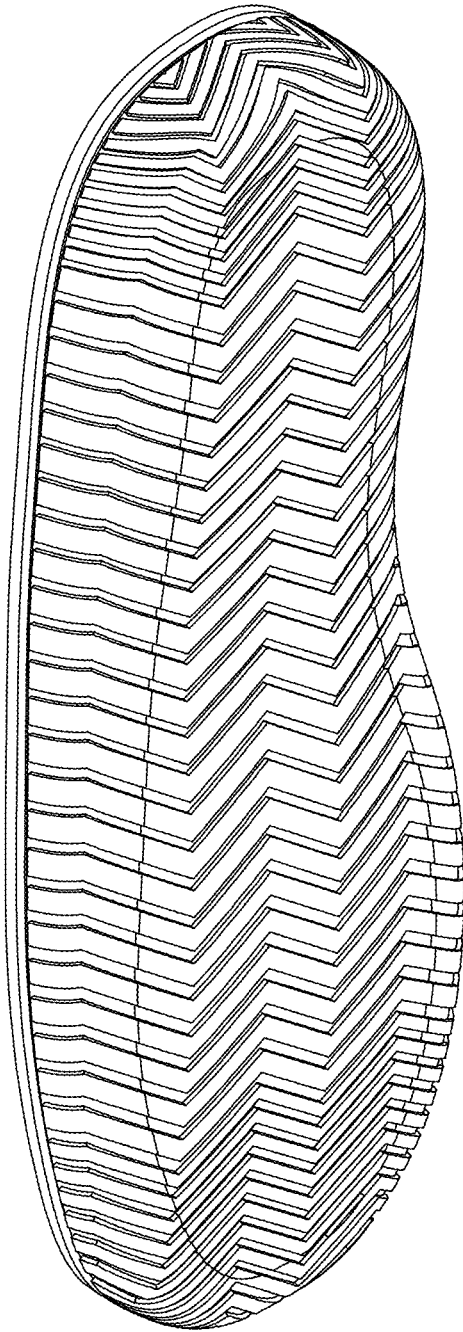


FIG. 2

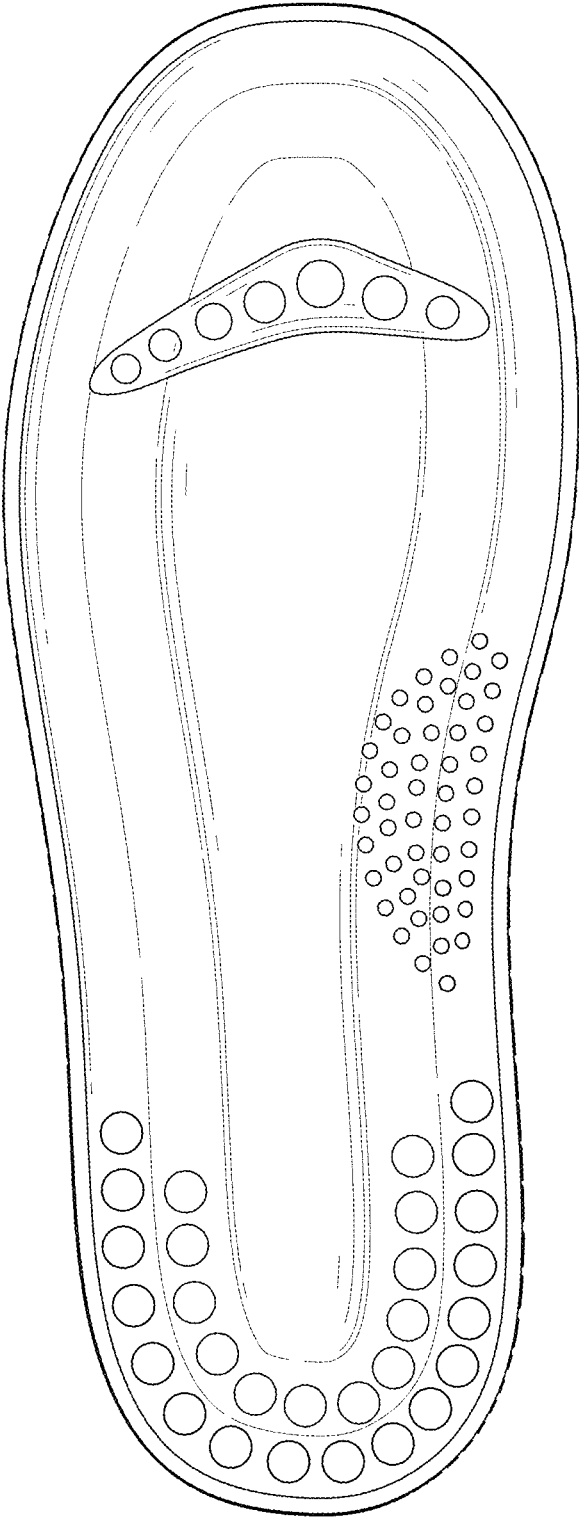


FIG. 3

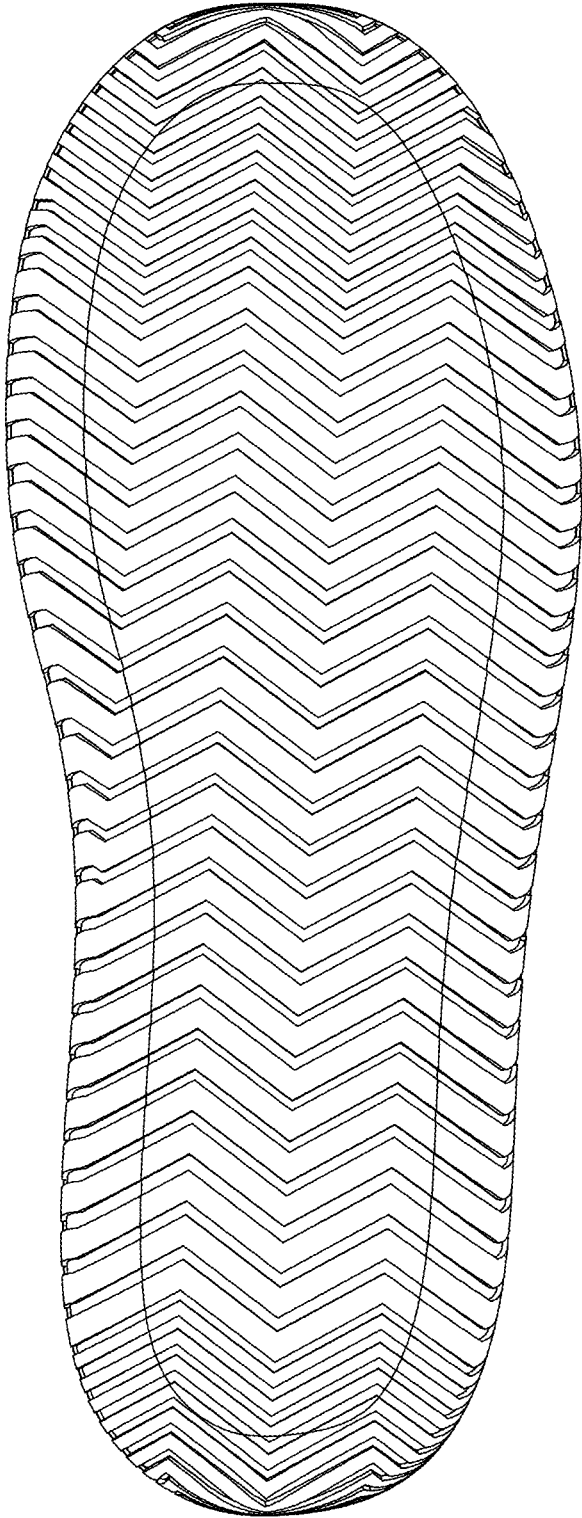


FIG. 4

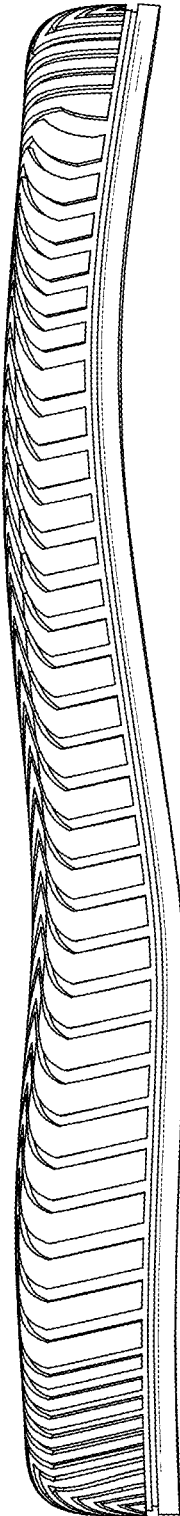


FIG. 5

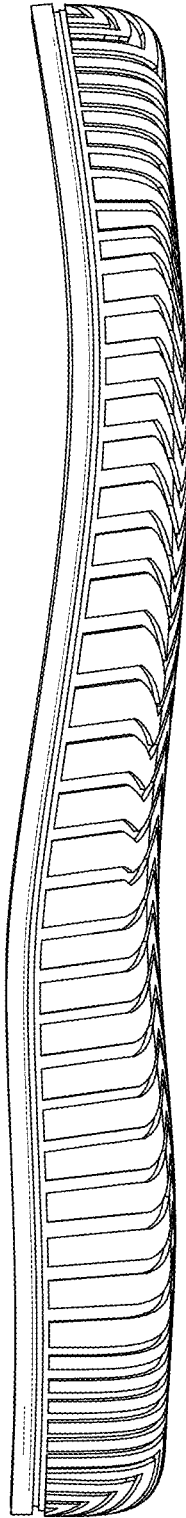


FIG. 6

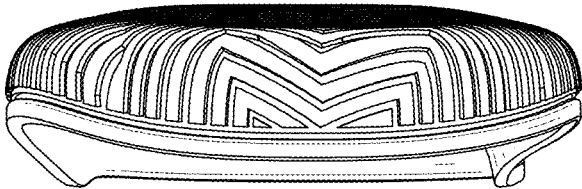


FIG. 7

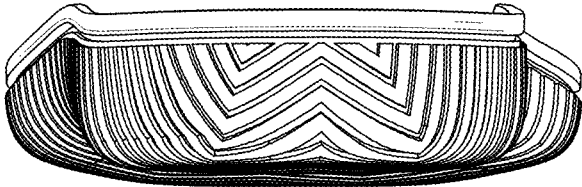


FIG. 8