



US00D915664S

(12) **United States Design Patent**
Sonneman et al.

(10) **Patent No.:** **US D915,664 S**

(45) **Date of Patent:** **** Apr. 6, 2021**

(54) **LIGHT FIXTURE**

(71) Applicant: **Contemporary Visions, LLC**,
Larchmont, NY (US)

(72) Inventors: **Robert A. Sonneman**, Mamaroneck,
NY (US); **Nuno Pires Da Silva**, Lisbon
(PT)

(73) Assignee: **Contemporary Visions, LLC**,
Larchmont, NY (US)

(**) Term: **15 Years**

(21) Appl. No.: **29/652,855**

(22) Filed: **Dec. 16, 2020**

(51) **LOC (13) Cl.** **26-05**

(52) **U.S. Cl.**
USPC **D26/154**

(58) **Field of Classification Search**
USPC D26/138, 139, 140, 141, 142, 152, 154,
D26/155

CPC F21S 2/00; F21S 4/00; F21S 4/003; F21S
4/005; F21S 4/006; F21S 4/007; F21S
4/008; F21S 6/00; F21S 8/00; F21S
8/024; F21S 8/026; F21S 8/031; F21S
8/033; F21S 8/035-037; F21S 8/04; F21S
8/043; F21S 8/063

See application file for complete search history.

(56) **References Cited**

U.S. PATENT DOCUMENTS

D504,191 S * 4/2005 Schonbek D26/154
D516,741 S * 3/2006 Schuyler D26/154

D517,726 S * 3/2006 Schuyler D26/154
D523,989 S * 6/2006 Bayer D26/154
D530,041 S * 10/2006 Yando D26/154
D604,886 S * 11/2009 Rugee D26/81
D605,810 S * 12/2009 Rugee D26/84
D612,535 S * 3/2010 Fisher D26/154
D657,493 S * 4/2012 Groves D26/154
D705,482 S * 5/2014 Schuyler D26/154
D763,500 S * 8/2016 Nahabedian D26/154
D766,500 S * 9/2016 Nahabedian D26/154
D804,716 S * 12/2017 Nahabedian D26/154
D887,068 S * 6/2020 Gratton D26/88
D905,328 S * 12/2020 Velez D26/154

* cited by examiner

Primary Examiner — Natasha Vujcic

(74) *Attorney, Agent, or Firm* — Gottlieb Rackman &
Reisman PC

(57) **CLAIM**

The ornamental design for a light fixture, as shown and
described.

DESCRIPTION

FIG. 1 is a perspective view of a light fixture showing our
new design;

FIG. 2 is a first side elevational view thereof;

FIG. 3 is a second side elevational view thereof;

FIG. 4 is a third side elevational view thereof;


FIG. 5 is a fourth side elevational view thereof;

FIG. 6 is a top plan view thereof; and,

FIG. 7 is a bottom plan view thereof.

The broken lines shown in the drawings are included for the
purpose of illustrating elements of the light fixture and form
no part of the claimed design.

1 Claim, 7 Drawing Sheets






FIG. 1

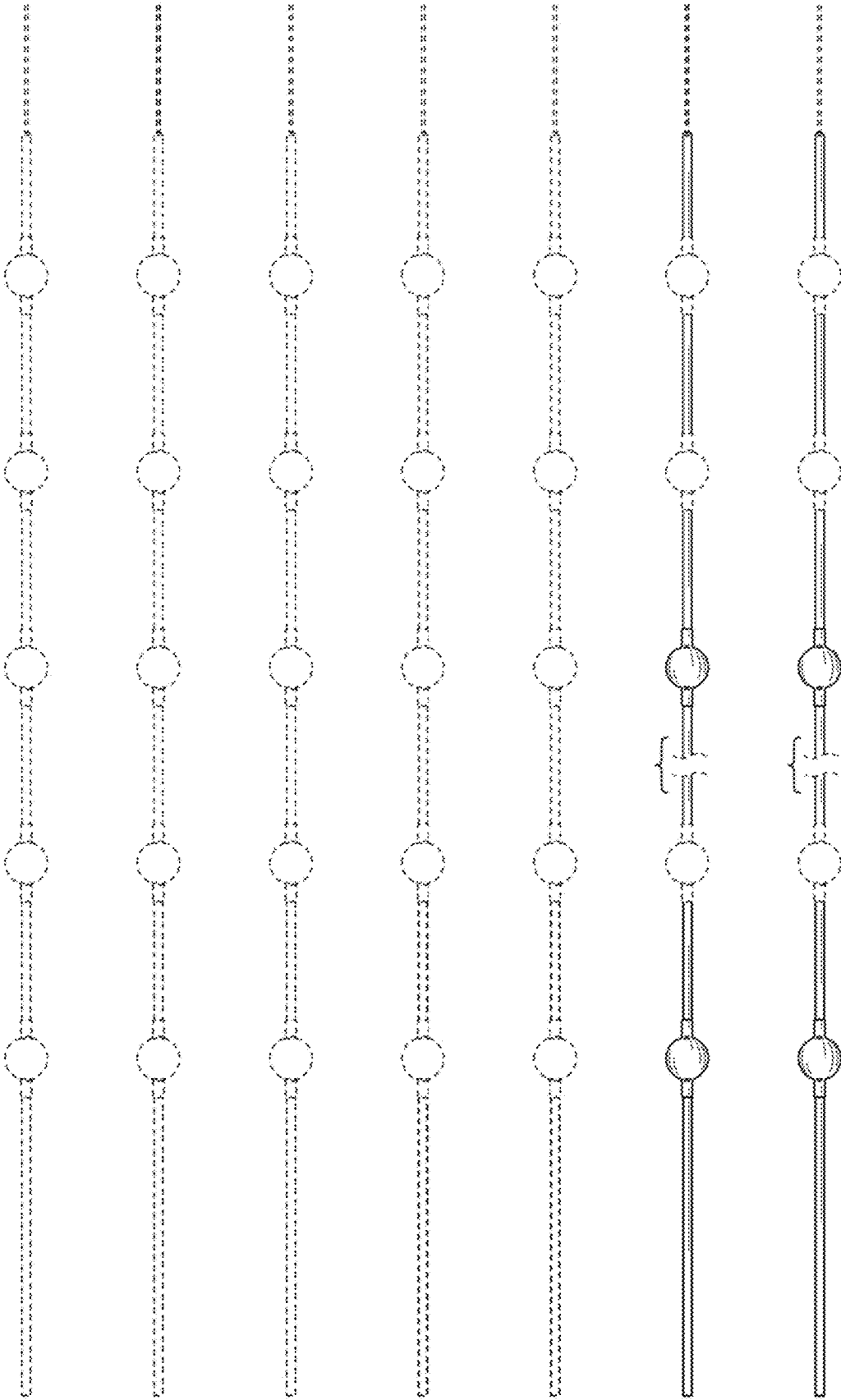


FIG. 2

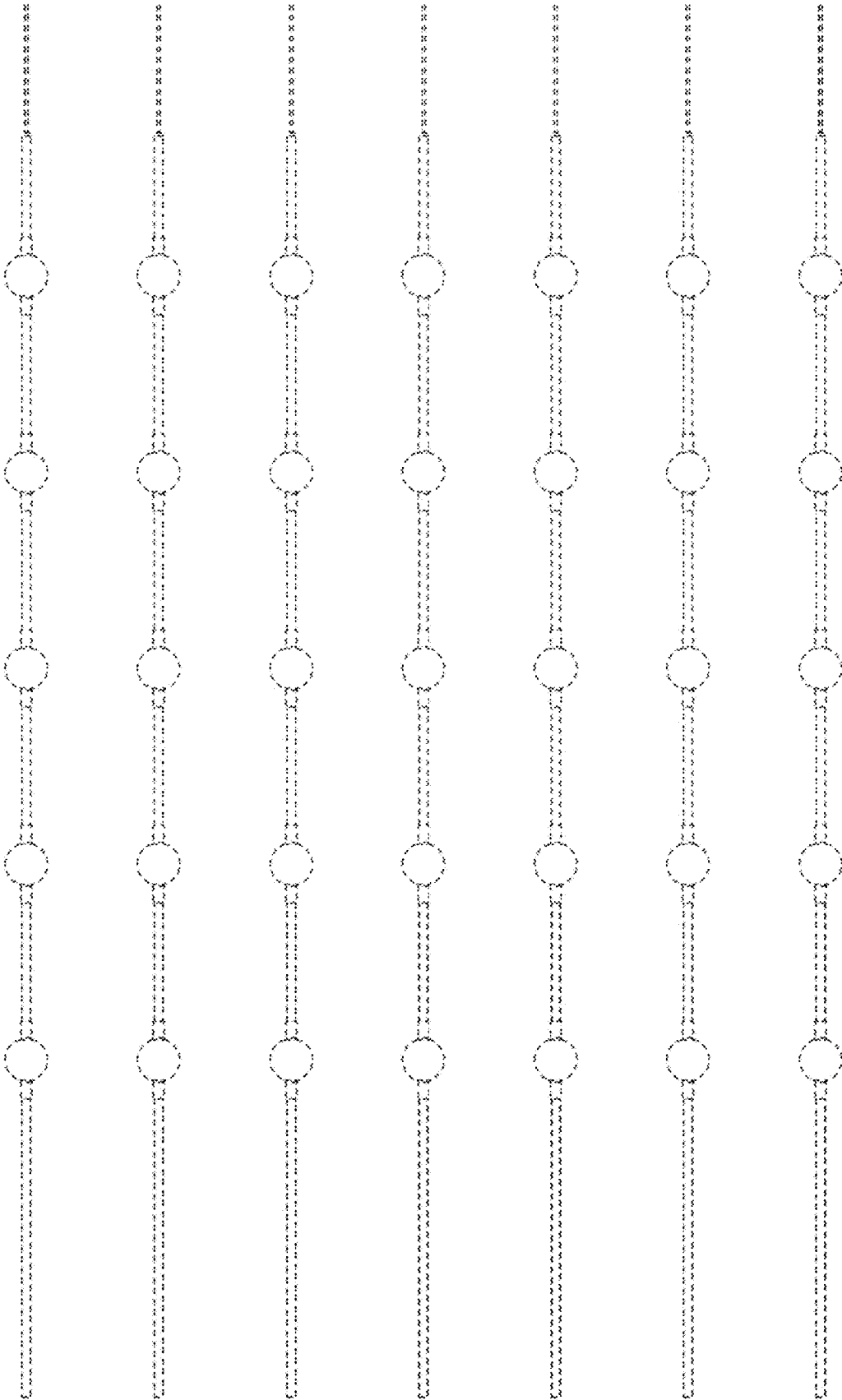


FIG. 3

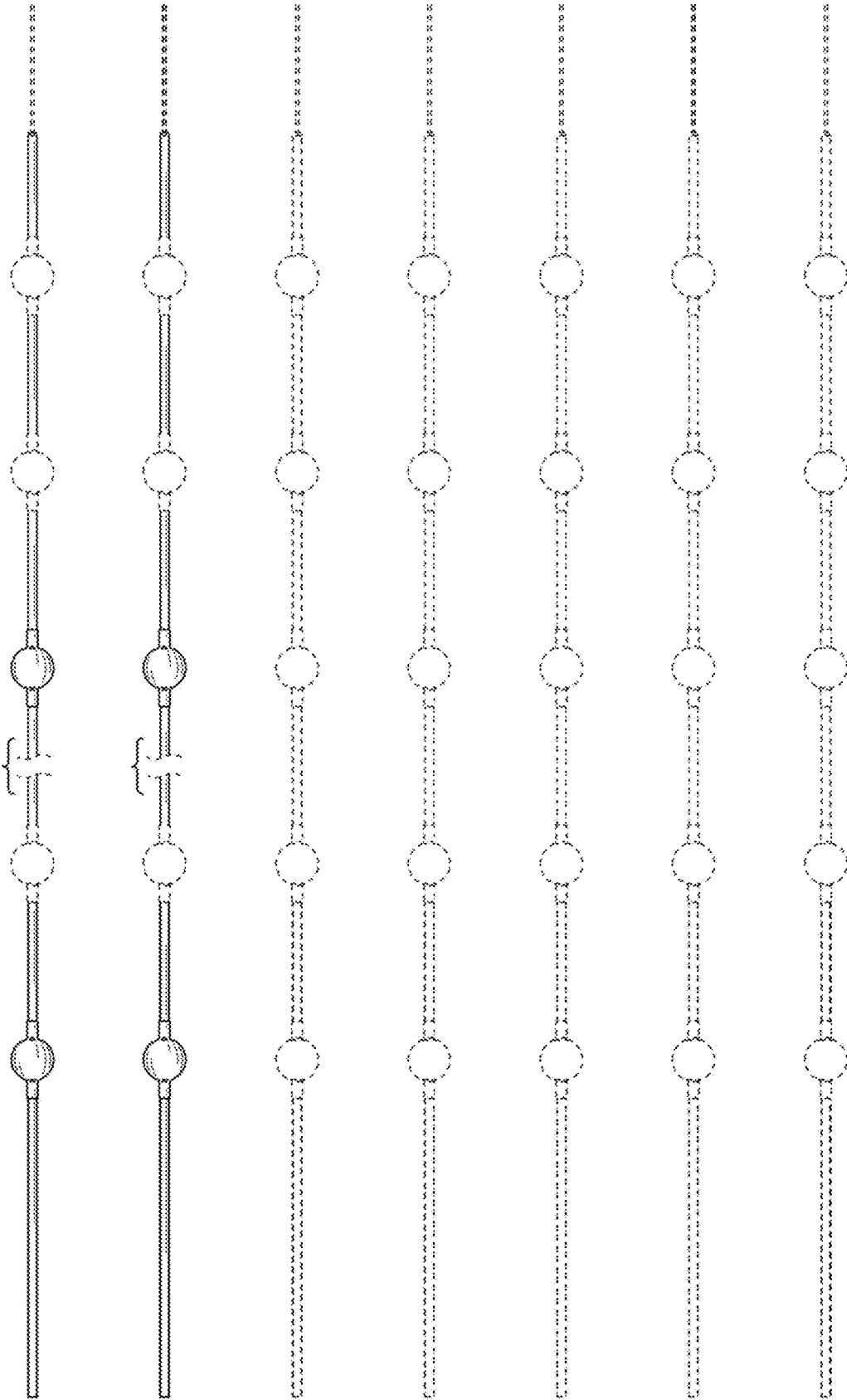


FIG. 4

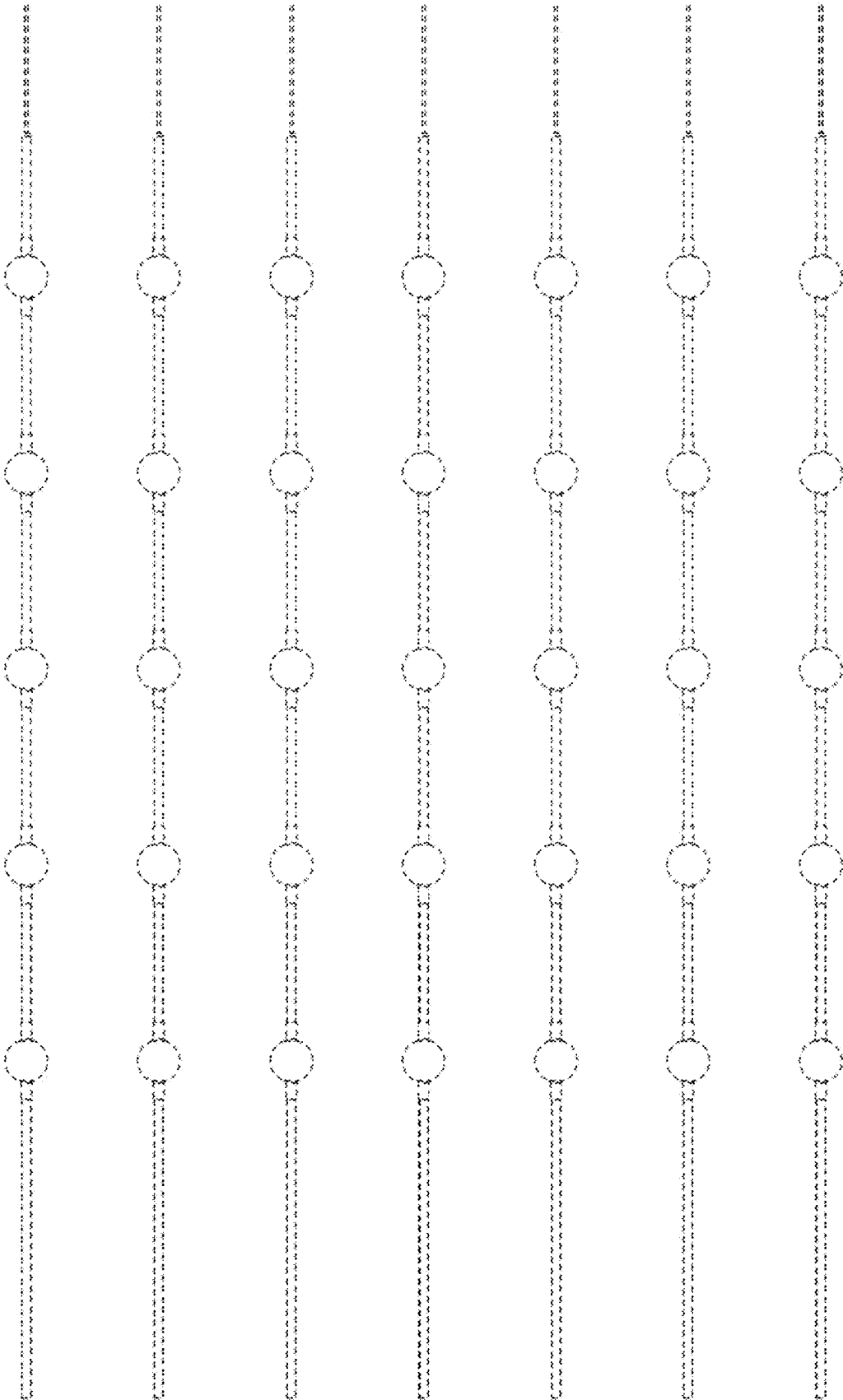


FIG. 5




FIG. 6




FIG. 7