



(12) **United States Design Patent**
Chu

(10) **Patent No.:** **US D1,001,220 S**
(45) **Date of Patent:** **** Oct. 10, 2023**

(54) **GOLF CLUB HEAD**

(71) Applicant: **Jiashe Chu**, Fujian (CN)

(72) Inventor: **Jiashe Chu**, Fujian (CN)

(**) Term: **15 Years**

(21) Appl. No.: **29/875,713**

(22) Filed: **May 9, 2023**

(51) **LOC (14) Cl.** **21-02**

(52) **U.S. Cl.**
USPC **D21/747**

(58) **Field of Classification Search**
USPC D21/747-751, 759
CPC A63B 53/00; A63B 53/02; A63B 53/04;
A63B 53/047; A63B 53/0475; A63B
2053/0479; A63B 2053/0483; A63B
2053/0445; A63B 60/00; A63B 60/46
See application file for complete search history.

(56) **References Cited**

U.S. PATENT DOCUMENTS

1,535,670	A *	4/1925	Kidd	A63B 53/0466
					473/331
3,003,768	A *	10/1961	Clements	A63B 60/52
					473/328
3,819,180	A *	6/1974	Murphy	A63B 53/0487
					473/330
D249,374	S *	9/1978	Jeghers	D21/750
D294,617	S *	3/1988	Perkins	D21/749
D357,045	S *	4/1995	Simmons	D21/748
D393,031	S *	3/1998	Cameron	D21/745
D419,214	S *	1/2000	Hamm	D21/750
D458,980	S *	6/2002	Shin	D21/748

6,592,467	B1 *	7/2003	Gray	A63B 53/0487
					473/340
D527,063	S *	8/2006	Marhesani	D21/735
D638,895	S *	5/2011	Wallace	D21/759
D650,875	S *	12/2011	Butler	D21/747
D685,040	S *	6/2013	Clausen	D21/759
D764,000	S *	8/2016	Gonczi	D21/759
D919,723	S *	5/2021	Herber	D21/747
D985,087	S	5/2023	Schweigert et al.		

OTHER PUBLICATIONS

Iron golf head google search; google.com; Jul. 11, 2023.*
Wedge golf head google search; google.com; Jul. 11, 2023.*

* cited by examiner

Primary Examiner — Mitchell I. Siegel

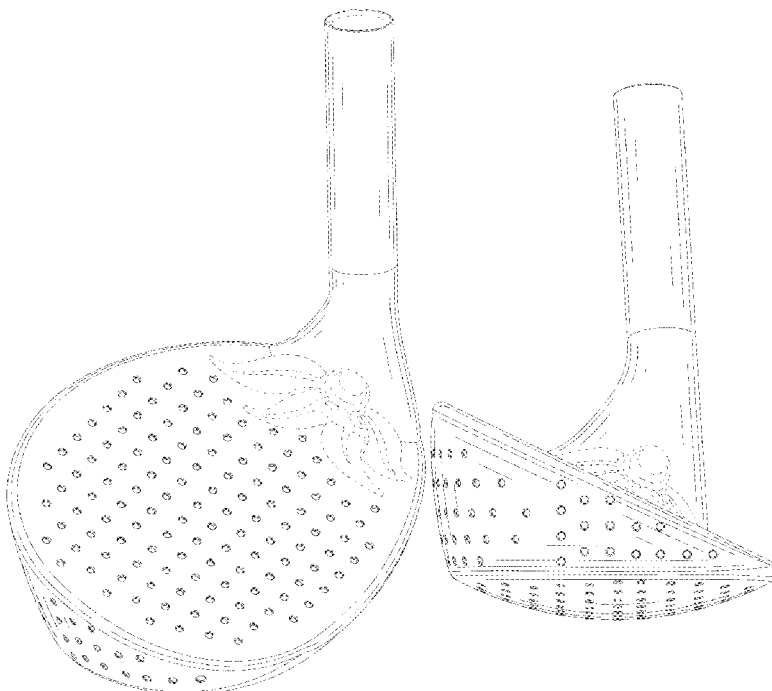
(57) **CLAIM**

The ornamental design for a golf club head, as shown and described.

DESCRIPTION

FIG. 1 is a front, top perspective view of a golf club head, showing my new design;
FIG. 2 is a rear, bottom perspective view thereof;
FIG. 3 is a front elevation view thereof;
FIG. 4 is a rear elevation view thereof;
FIG. 5 is a left side elevation view thereof;
FIG. 6 is a right side elevation view thereof;
FIG. 7 is a top plan view thereof; and,
FIG. 8 is a bottom plan view thereof.
The broken lines in the figures illustrate portions of the golf club head that form no part of the claimed design.

1 Claim, 8 Drawing Sheets



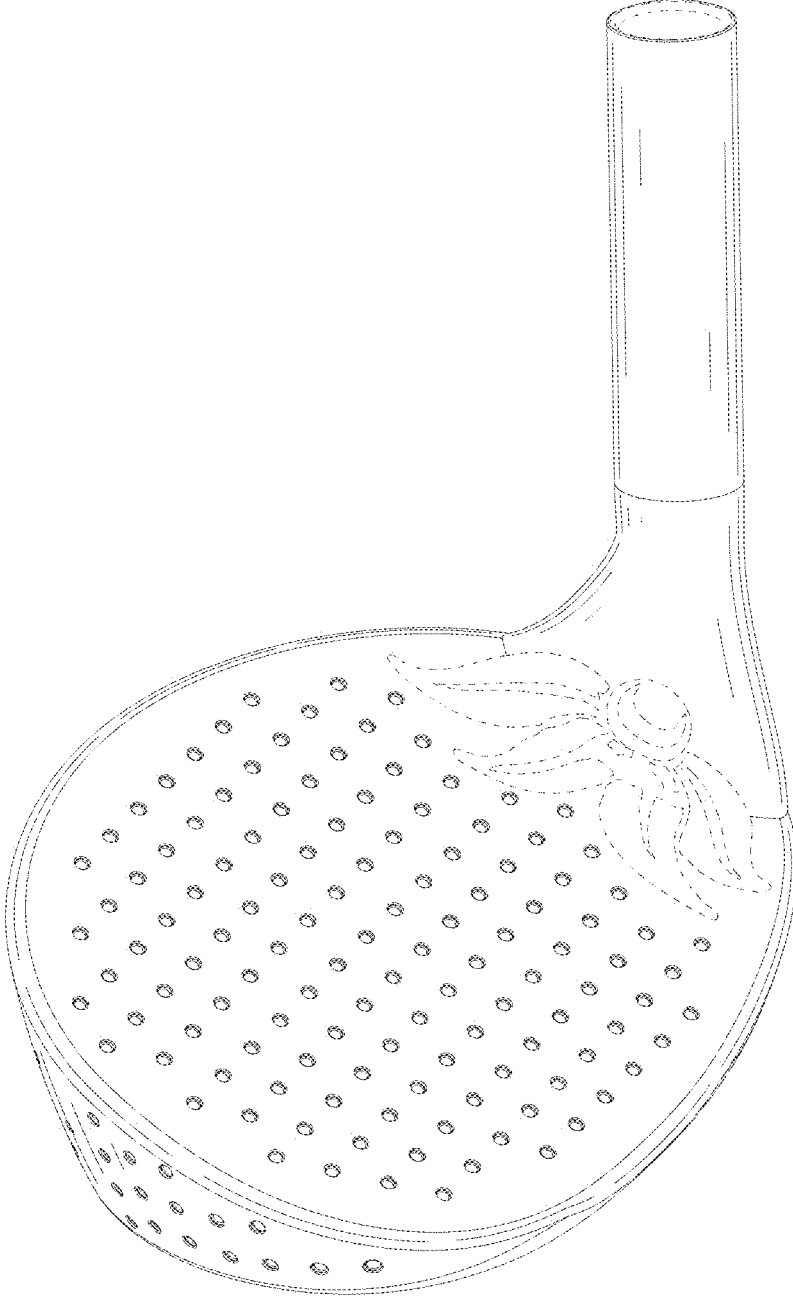


FIG. 1

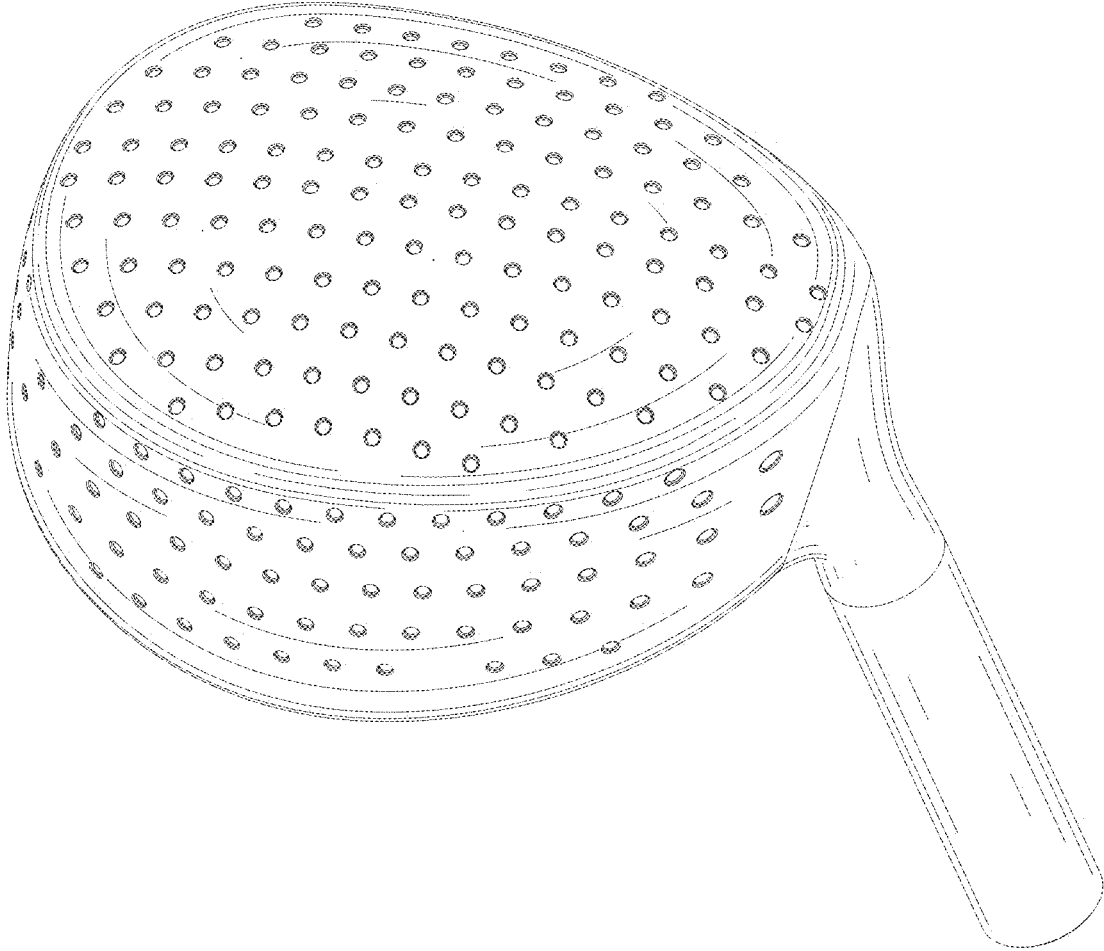


FIG.2




FIG.3

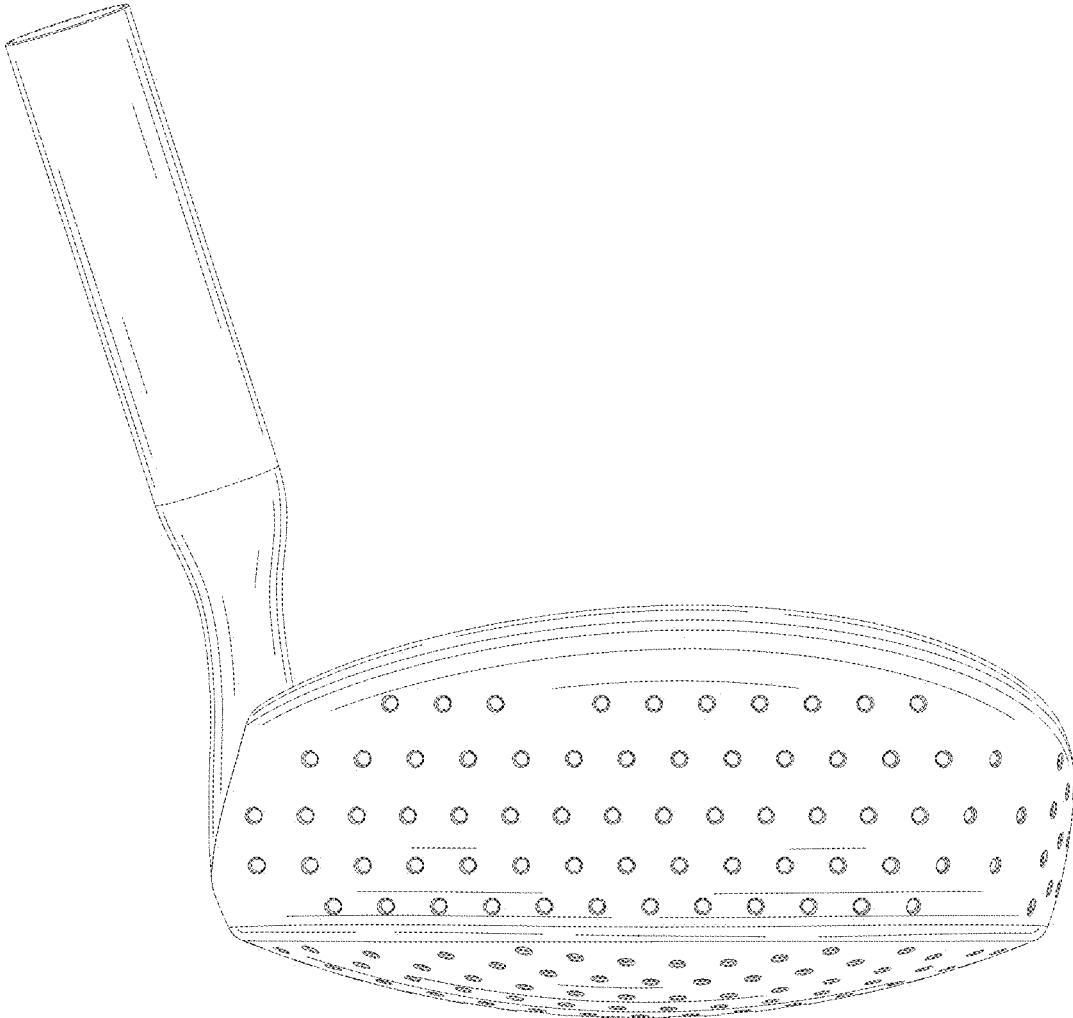


FIG. 4

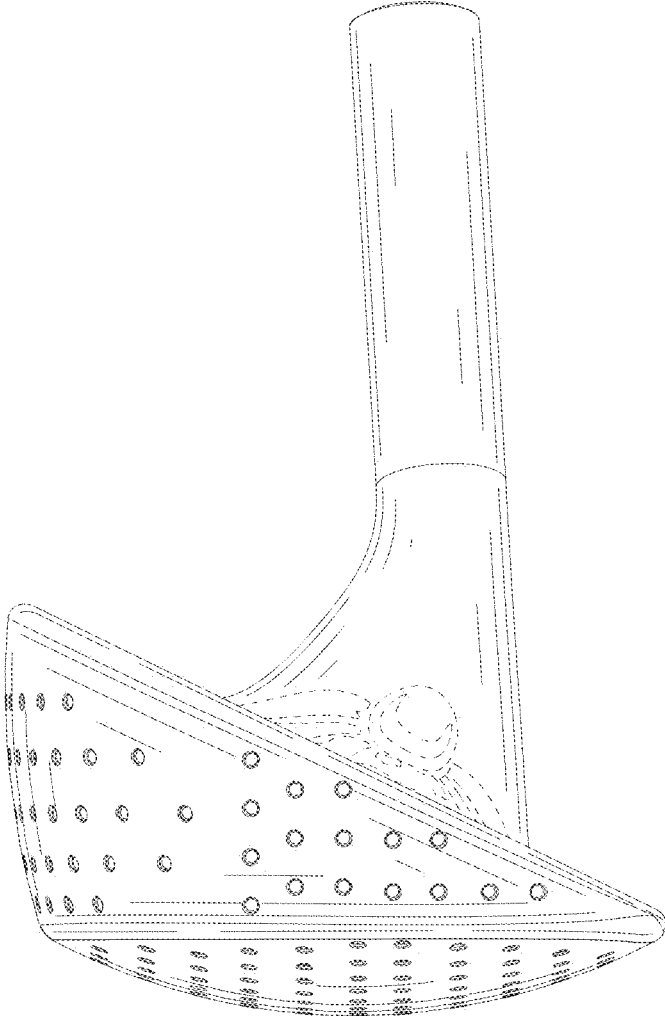


FIG.5

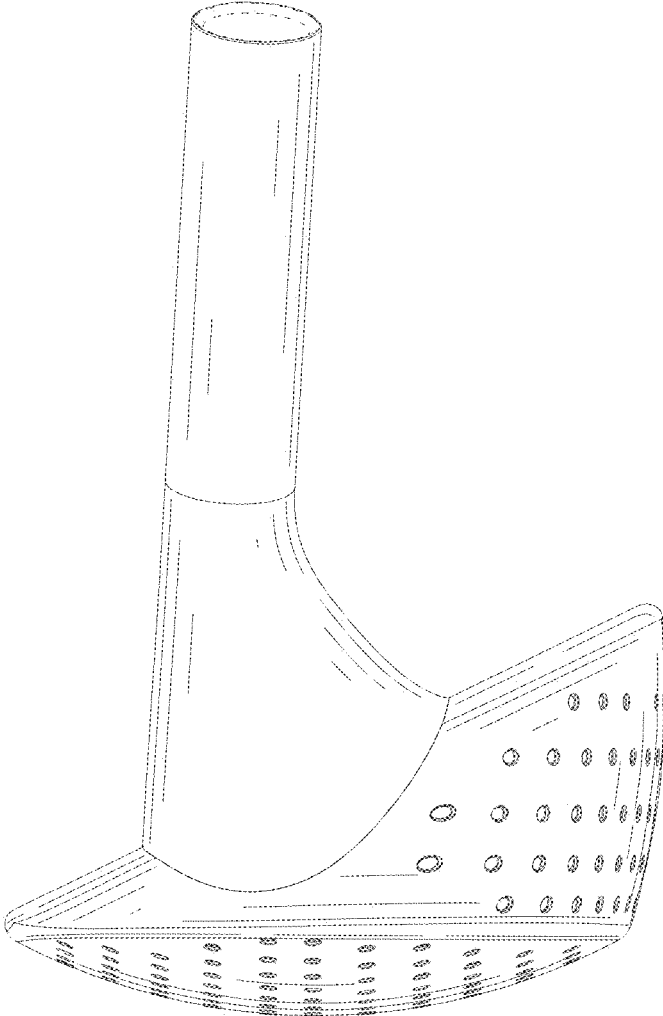


FIG. 6

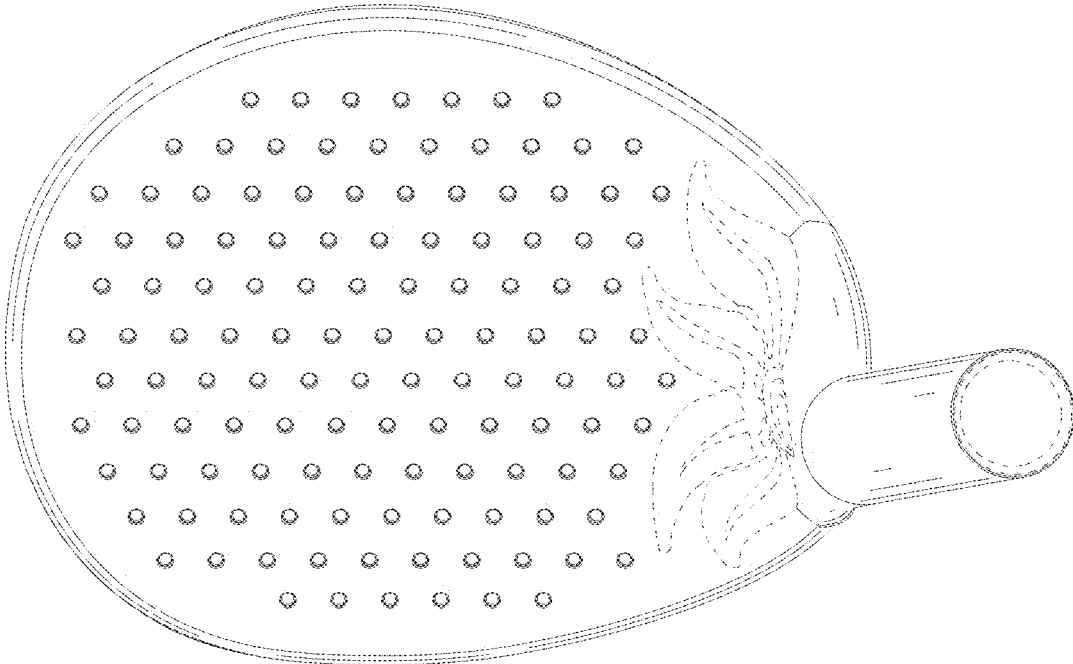


FIG.7

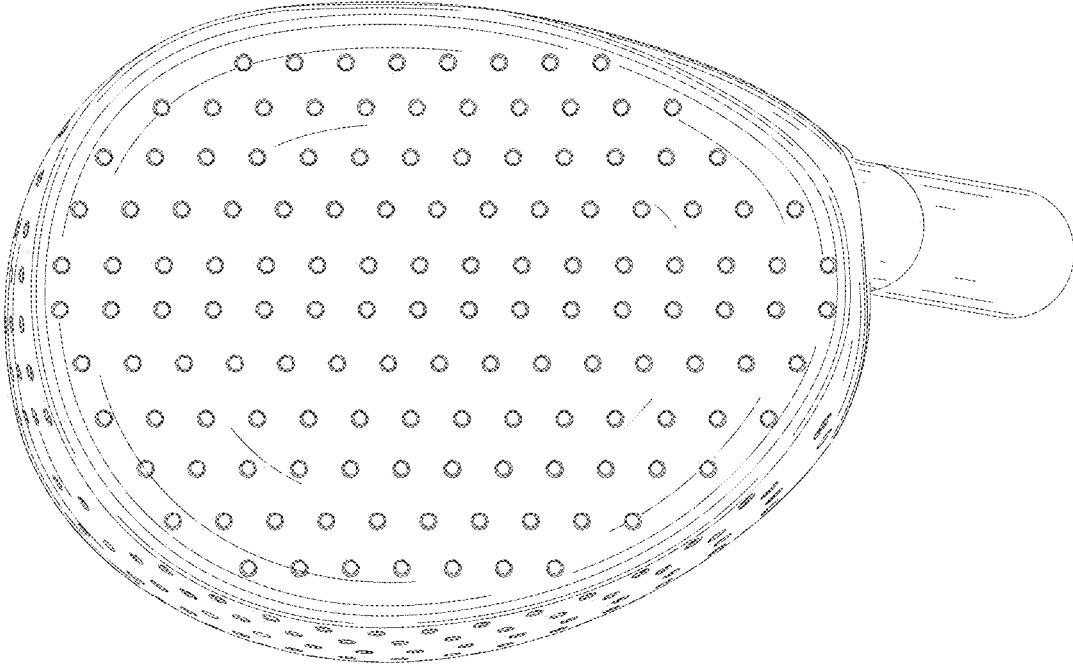


FIG.8