



US00D817825S

(12) **United States Design Patent** (10) **Patent No.:** **US D817,825 S**  
**Anderson et al.** (45) **Date of Patent:** **\*\* May 15, 2018**

(54) **BUMPER FOR VEHICLE**  
(71) Applicant: **Volvo Lastvagnar AB**, Göteborg (SE)  
(72) Inventors: **Ian Anderson**, Greensboro, NC (US);  
**Jeff Cotner**, Greensboro, NC (US)  
(73) Assignee: **VOLVO LASTVAGNAR AB**,  
Göteborg (SE)  
(\*\*) Term: **15 Years**

D597,000 S \* 7/2009 Golden ..... D12/169  
D612,306 S \* 3/2010 Nakanishi ..... D12/173  
D633,419 S \* 3/2011 Peltola ..... D12/169  
D645,799 S \* 9/2011 Beigel ..... D12/169  
D721,621 S \* 1/2015 Platto ..... D12/169  
9,187,139 B2 \* 11/2015 Cunagin ..... B62D 49/04  
D744,390 S \* 12/2015 Vena ..... D12/169  
RE46,247 E \* 12/2016 Hanson ..... D12/169  
D777,617 S \* 1/2017 Platto ..... D12/169  
D778,213 S \* 2/2017 Platto ..... D12/169  
D782,375 S \* 3/2017 Ito ..... D12/169

(21) Appl. No.: **29/600,104**  
(22) Filed: **Apr. 10, 2017**  
(51) **LOC (11) Cl.** ..... **12-16**  
(52) **U.S. Cl.**  
USPC ..... **D12/169**  
(58) **Field of Classification Search**  
USPC ..... D12/86, 88, 90, 91, 92, 93, 163, 169,  
D12/172, 173, 181, 196, 216; D11/81,  
D11/133; 296/180.1, 180.2; 293/102,  
293/113, 115, 117, 120; 280/727, 770,  
280/848  
CPC ..... B60R 19/02; B60R 19/04; B60R 19/18;  
B60R 19/24; B60R 19/44; B60R 19/48;  
B60R 19/56  
See application file for complete search history.

(56) **References Cited**  
U.S. PATENT DOCUMENTS  
D400,144 S \* 10/1998 Hellhake ..... D12/169  
D561,662 S \* 2/2008 Ellis ..... D12/169

**OTHER PUBLICATIONS**

Images of Volvo VNL Truck, released 2002, 2 pages.

\* cited by examiner

*Primary Examiner* — Ian Simmons  
*Assistant Examiner* — Yolanda Robinson  
(74) *Attorney, Agent, or Firm* — Tucker Ellis LLP


(57) **CLAIM**

The ornamental design for a bumper for vehicle, as shown and described.

**DESCRIPTION**

FIG. 1 is a perspective view of a bumper for vehicle showing our new design.  
FIG. 2 is a front view thereof.  
FIG. 3 is a right side view thereof.  
FIG. 4 is a left side view thereof.  
FIG. 5 is a top view; and,  
FIG. 6 is a bottom view.

**1 Claim, 3 Drawing Sheets**






FIG. 1



FIG. 2




FIG. 3




FIG. 4




FIG. 5




FIG. 6