



US00D700686S

(12) **United States Design Patent**  
**Spangler**

(10) **Patent No.:** **US D700,686 S**

(45) **Date of Patent:** **\*\* Mar. 4, 2014**

(54) **SINK**

(71) Applicant: **Masco Corporation of Indiana,**  
Indianapolis, IN (US)

(72) Inventor: **Anthony Spangler,** Indianapolis, IN  
(US)

(73) Assignee: **Masco Corporation of Indiana,**  
Indianapolis, IN (US)

(\*\*) Term: **14 Years**

(21) Appl. No.: **29/456,707**

(22) Filed: **Jun. 3, 2013**

(51) **LOC (10) Cl.** ..... **23-02**

(52) **U.S. Cl.**  
USPC ..... **D23/293.1**

(58) **Field of Classification Search**  
USPC ..... D23/284, 286, 291-293.1, 303, 308;  
4/619, 643, 650, 652, 689

See application file for complete search history.

(56) **References Cited**

U.S. PATENT DOCUMENTS

D415,261 S *	10/1999	Thomas	.....	D23/284
D499,797 S *	12/2004	Bates	.....	D23/284
D500,843 S *	1/2005	Takou	.....	D23/292
D538,905 S *	3/2007	Wano	.....	D23/293.1

\* cited by examiner

*Primary Examiner* — Robert Delehanty

(74) *Attorney, Agent, or Firm* — Edgar A. Zarins; Nirav D. Parikh

(57) **CLAIM**

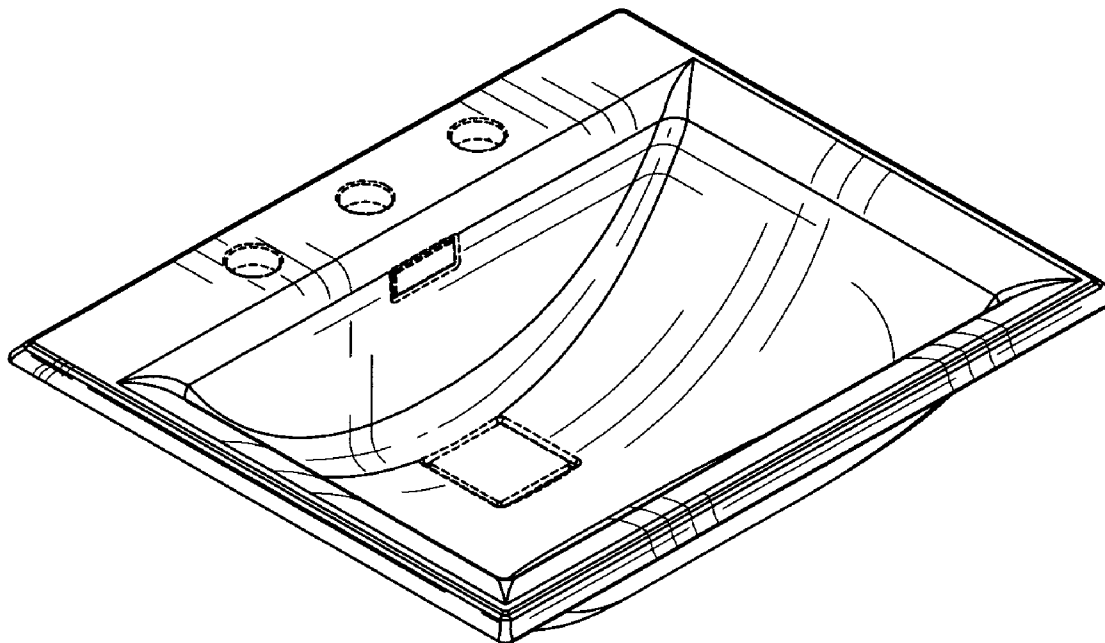
The ornamental design for a sink, as shown and described.

**DESCRIPTION**

FIG. 1 is a perspective view of a sink showing my new design;  
FIG. 2 is a rear perspective thereof;  
FIG. 3 is a top plan view thereof;  
FIG. 4 is a right side view thereof;  
FIG. 5 is a left side view thereof;  
FIG. 6 is a front elevational view thereof; and,  
FIG. 7 is a bottom view thereof.

The broken line showing portions of the sink forms no part of the claimed design.

**1 Claim, 3 Drawing Sheets**



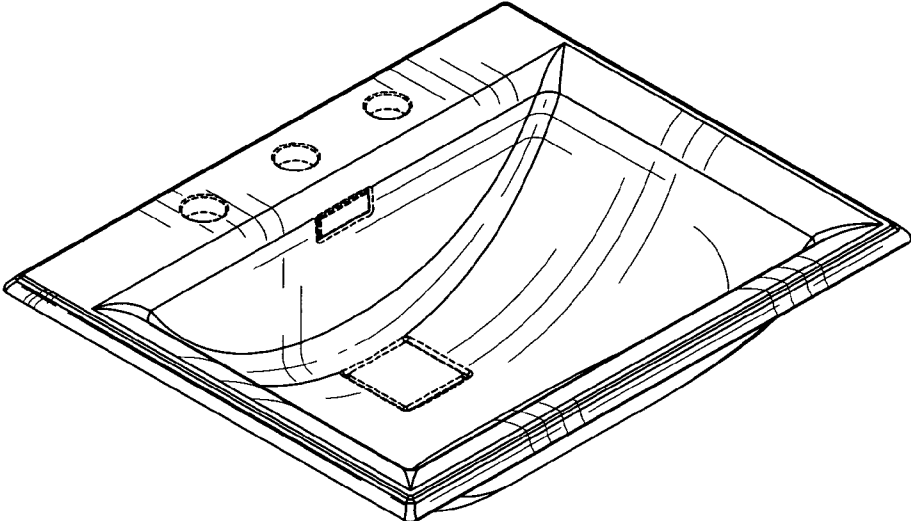


Fig-1

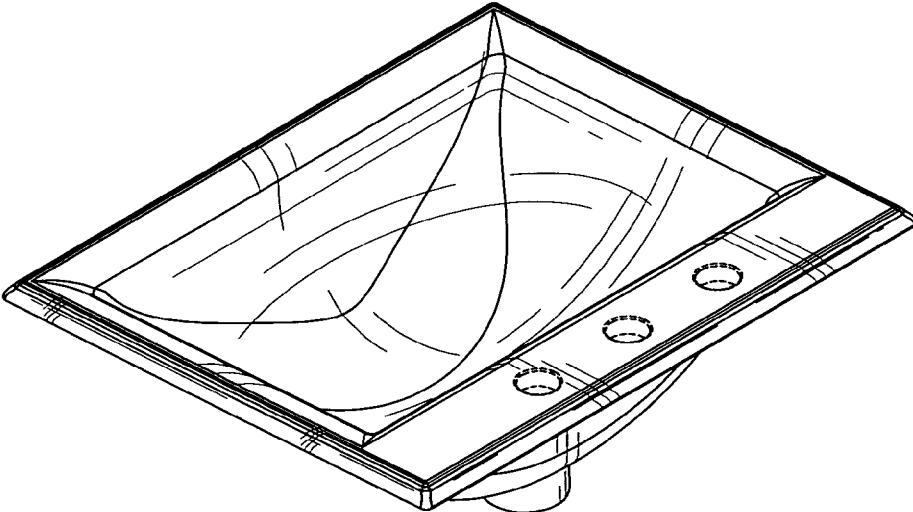


Fig-2

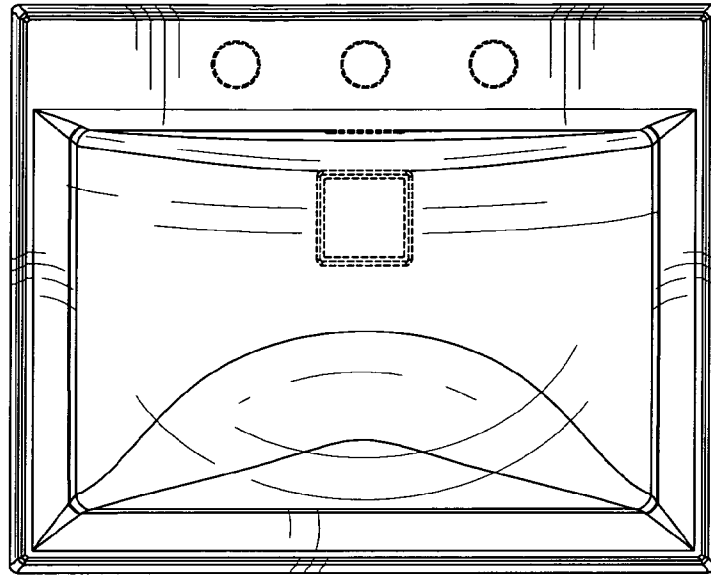


Fig-3

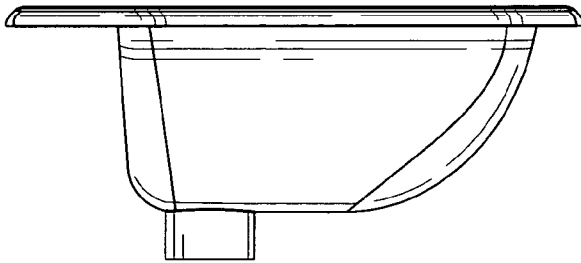


Fig-4

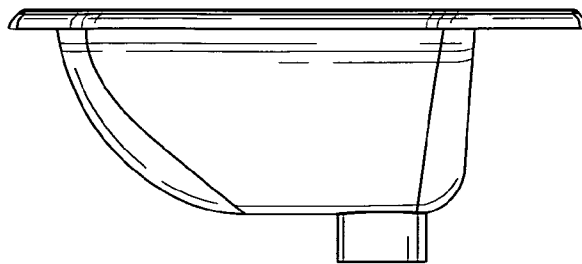


Fig-5

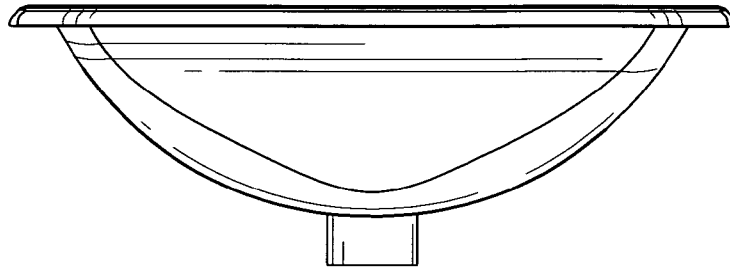


Fig-6

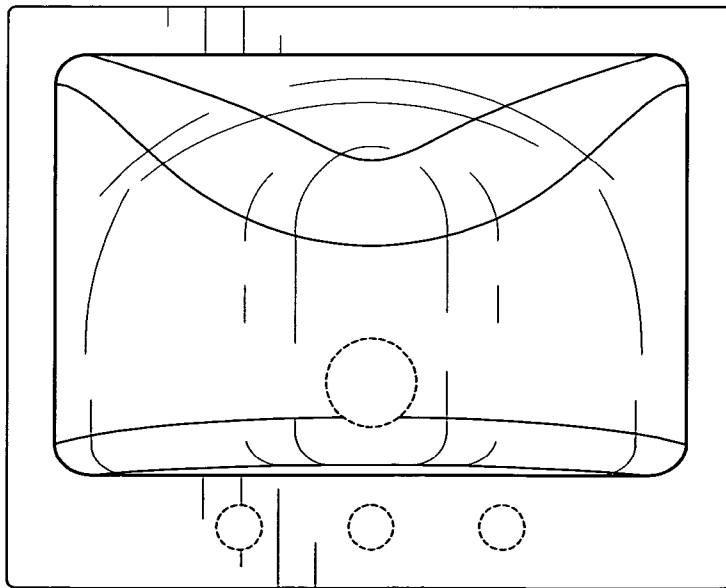


Fig-7