



US00D847073S

(12) **United States Design Patent**  
**Khachatryan**

(10) **Patent No.:** **US D847,073 S**

(45) **Date of Patent:** **\*\* Apr. 30, 2019**

(54) **VEHICLE WHEEL, TOY VEHICLE WHEEL,  
AND/OR REPLICAS THEREOF**

(71) Applicant: **Bayerische Motoren Werke  
Aktiengesellschaft, Munich (DE)**

(72) Inventor: **David Khachatryan, Munich (DE)**

(73) Assignee: **Bayerische Motoren Werke  
Aktiengesellschaft, Munich (DE)**

(\*\*) Term: **15 Years**

(21) Appl. No.: **29/641,412**

(22) Filed: **Mar. 22, 2018**

(30) **Foreign Application Priority Data**

Sep. 25, 2017 (DE) ..... 40 2017 101 070

(51) **LOC (11) CL.** ..... **12-16**

(52) **U.S. CL.**  
USPC ..... **D12/209**

(58) **Field of Classification Search**

USPC ..... D12/204-213; D21/533, 561, 563  
CPC .... B60B 7/00; B60B 7/02; B60B 7/04; B60B  
7/06; B60B 3/02; B60B 3/04; B60B 3/06;  
B60B 3/10; B60B 1/00; B60B 1/08;  
B60B 1/10; B60B 1/12

See application file for complete search history.

(56) **References Cited**

**U.S. PATENT DOCUMENTS**

D603,318 S 11/2009 Luciani et al.  
D656,877 S \* 4/2012 Ikeda ..... D12/209  
D659,628 S \* 5/2012 Pollmann ..... D12/211  
D661,239 S \* 6/2012 Pollmann ..... D12/209  
D667,769 S 9/2012 Pollmann  
D671,473 S 11/2012 Zurian

D689,810 S \* 9/2013 Mindt ..... D12/209  
D697,466 S 1/2014 Pollmann  
D720,272 S \* 12/2014 Rueckheim ..... D12/209  
D723,990 S \* 3/2015 Muntada Roura ..... D12/209  
D733,024 S \* 6/2015 Valencia Pollex ..... D12/209  
D738,805 S 9/2015 Rueckheim  
D740,194 S \* 10/2015 Valencia Pollex ..... D12/209  
D764,370 S \* 8/2016 Chung ..... D12/209  
D784,892 S 4/2017 Groth  
D787,415 S 5/2017 Juergens et al.  
D801,906 S \* 11/2017 Burki ..... D12/211  
D819,538 S \* 6/2018 Badstuebner ..... D12/211

(Continued)

**FOREIGN PATENT DOCUMENTS**

EM 001099592-0003 11/2009  
EM 001867169-0005 6/2013

(Continued)

*Primary Examiner* — Sheryl Lane

*Assistant Examiner* — Calvin E Vansant

(74) *Attorney, Agent, or Firm* — Crowell & Moring LLP

(57) **CLAIM**

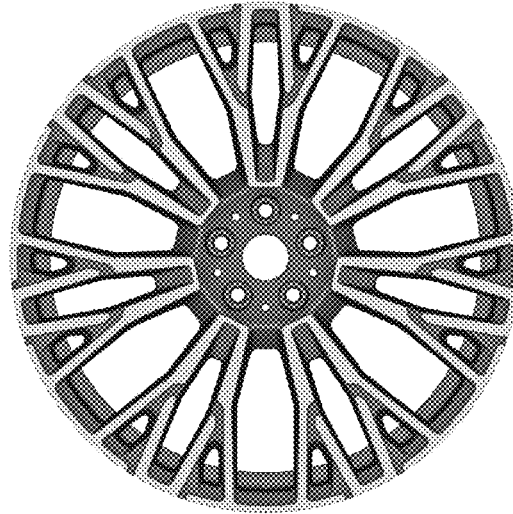
The ornamental design for a vehicle wheel, toy vehicle wheel, and/or replicas thereof, as shown and described.

**DESCRIPTION**

FIG. 1 is a perspective view of a vehicle wheel, toy vehicle wheel, and/or replicas thereof according to the design; FIG. 2 is an additional perspective view thereof; FIG. 3 is an additional perspective view thereof; FIG. 4 is a front view thereof; FIG. 5 is a rear view thereof; and, FIG. 6 is a side view thereof.

The entire rear view of the vehicle wheel shown in FIG. 5 is depicted with low-contrast gray scale to show environmental subject matter and forms no part of the claim.

**1 Claim, 6 Drawing Sheets**



(56)

**References Cited**

U.S. PATENT DOCUMENTS

D828,264 S \* 9/2018 Owens ..... D12/209  
D830,933 S \* 10/2018 Zhao ..... D12/209

FOREIGN PATENT DOCUMENTS

EM 002015602-0004 8/2013  
EM 001908807-0008 9/2013

\* cited by examiner



Fig. 1



Fig. 2



Fig. 3



Fig. 4




Fig. 5




Fig. 6