



US00D437706S

(12) **United States Design Patent**
Alcala et al.

(10) **Patent No.:** **US D437,706 S**

(45) **Date of Patent:** **** Feb. 20, 2001**

- (54) **BIN AND BAY SHELVING AND STORAGE UNIT**
- (75) Inventors: **Jose Alcala**, Fayetteville, AR (US);
Sofia Dumery; **Sun Chul Kim**, both of
Brooklyn, NY (US); **Kimberly
Leonard**, Washington, DC (US);
Andrew Schloss, New York, NY (US)

(73) Assignee: **ABC School Supply, Inc.**, Duluth, GA (US)

(**) Term: **14 Years**

(21) Appl. No.: **29/112,137**
(22) Filed: **Oct. 8, 1999**

(51) **LOC (7) Cl.** **06-04**

(52) **U.S. Cl.** **D6/397; D6/475; D6/476;**
D6/478; D6/436

(58) **Field of Search** D6/396, 397, 436,
D6/470, 475-479, 509, 510; D34/5, 12,
14, 17, 23, 28; 108/25, 26, 50, 11, 59,
60, 180, 182, 193, 233, 157.18, 158.12;
312/107, 111, 126, 198, 201, 228, 234.4,
237, 249.5, 249.8, 249.9, 249.12, 249.13,
330.1

(56) **References Cited**

U.S. PATENT DOCUMENTS

D. 225,815	*	1/1973	Torrey	D6/478
D. 249,429	*	9/1978	Robinson	D6/445
D. 258,629	*	3/1981	Borzner	D6/446
D. 334,815		4/1993	Bunger	D25/113
376,070	*	1/1888	Cobb et al.	312/280
D. 380,639		7/1997	Tisbo	D6/629
D. 382,142	*	8/1997	Kelley et al.	D6/479

D. 399,648	*	10/1998	Hilton	D3/201
D. 423,171	*	4/2000	Alcala et al.	D34/19
1,290,782	*	1/1919	Reigersberg	312/107
3,857,619	*	12/1974	Adickes	312/107
3,870,390	*	3/1975	Herrmann	312/263
4,795,042	*	1/1989	Klein et al.	211/186
5,205,629	*	4/1993	Simons	312/249.9
5,944,439	*	8/1999	Ellsworth et al.	312/107 X

* cited by examiner

Primary Examiner—Catherine Tuttle

(74) *Attorney, Agent, or Firm*—Womble Carlyle Sandridge & Rice

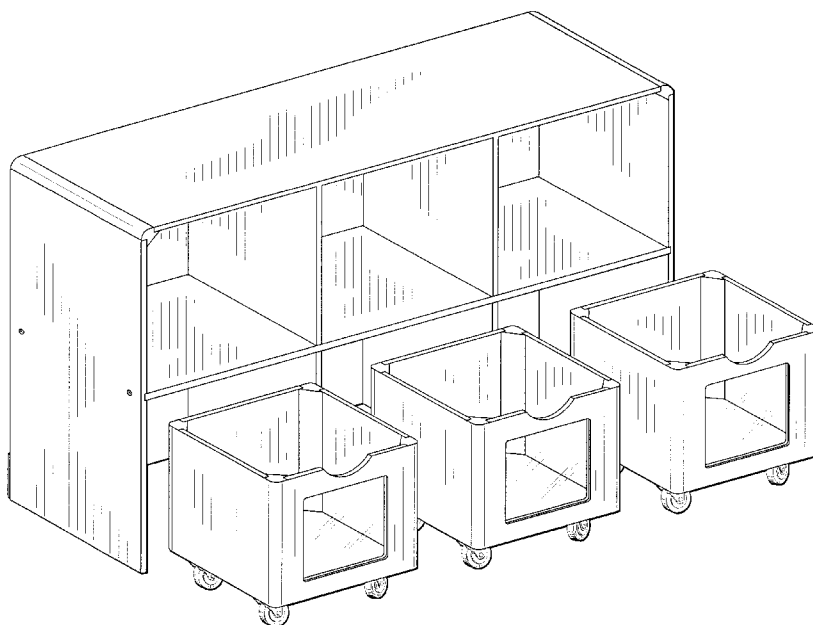
(57) **CLAIM**

The ornamental design for a “bin and bay shelving and storage unit”, as shown and described.

DESCRIPTION

FIG. 1 is a perspective view of the bin and bay shelving and storage unit showing our design, in a first position.
 FIG. 2 is a front side view thereof;
 FIG. 3 is a rear view thereof;
 FIG. 4 is a left side view thereof;
 FIG. 5 is a right side view thereof;
 FIG. 6 is a top view thereof;
 FIG. 7 is a bottom view thereof;
 FIG. 8 is a perspective view of the bin and bay shelving and storage unit showing our design, in a second position;
 FIG. 9 is a front view thereof;
 FIG. 10 is a rear view thereof;
 FIG. 11 is a left side view thereof;
 FIG. 12 is a right side view thereof;
 FIG. 13 is a top view thereof; and,
 FIG. 14 is a bottom view thereof.

1 Claim, 11 Drawing Sheets



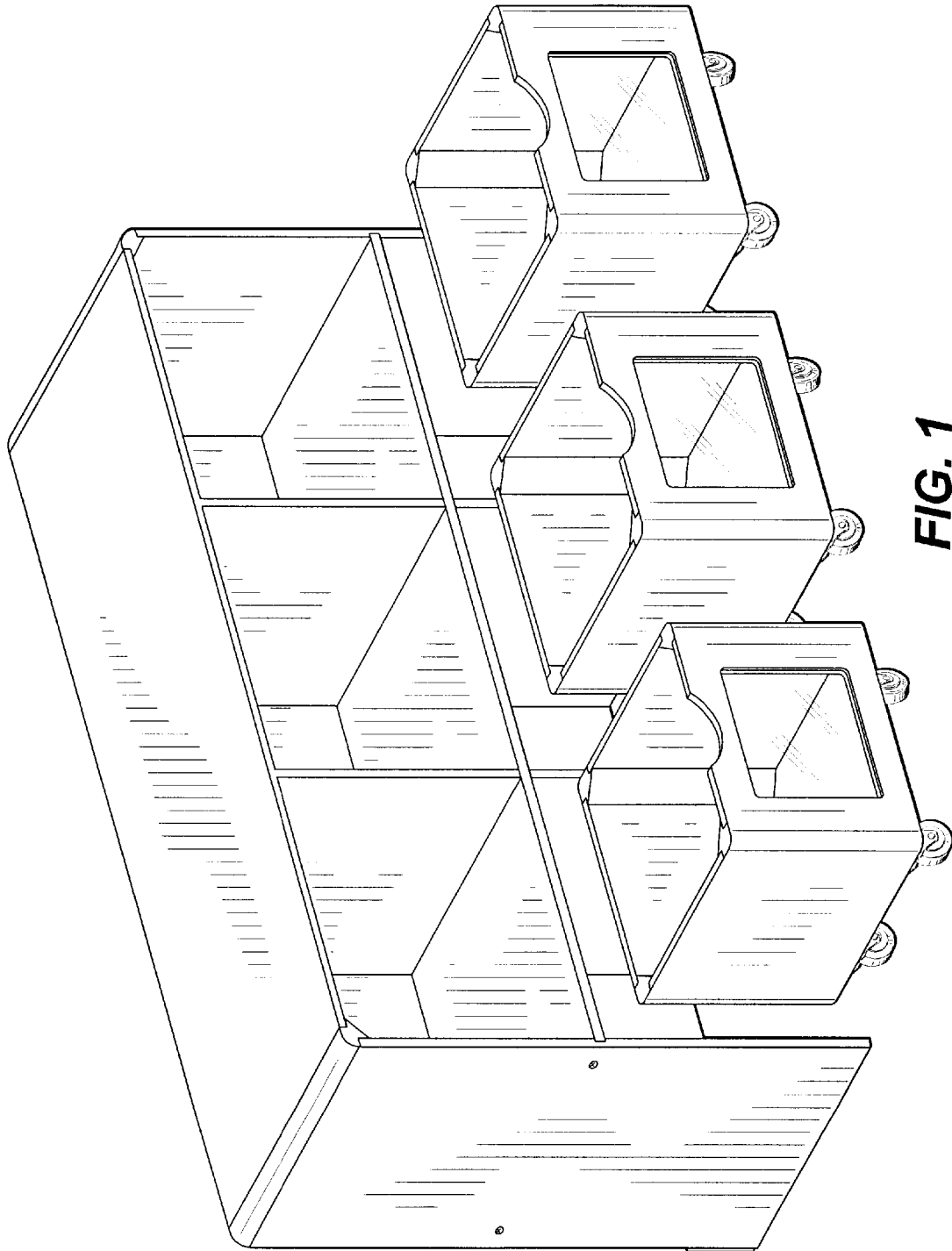


FIG. 1




FIG. 2




FIG. 3

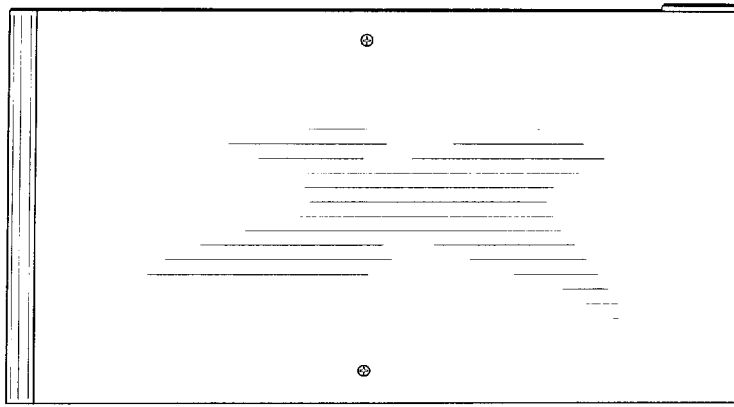


FIG. 5



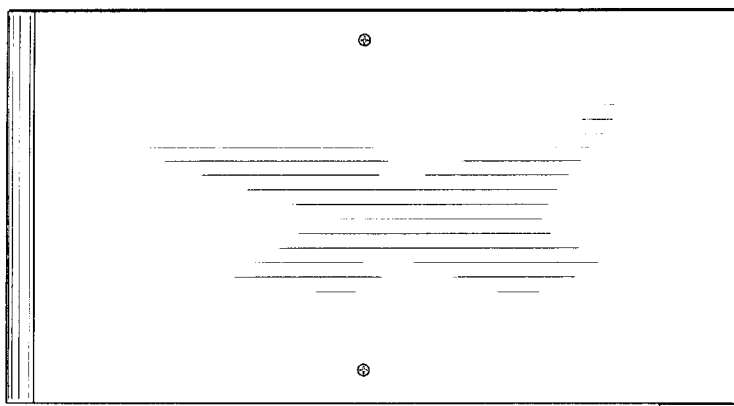


FIG. 4






FIG. 6




FIG. 7

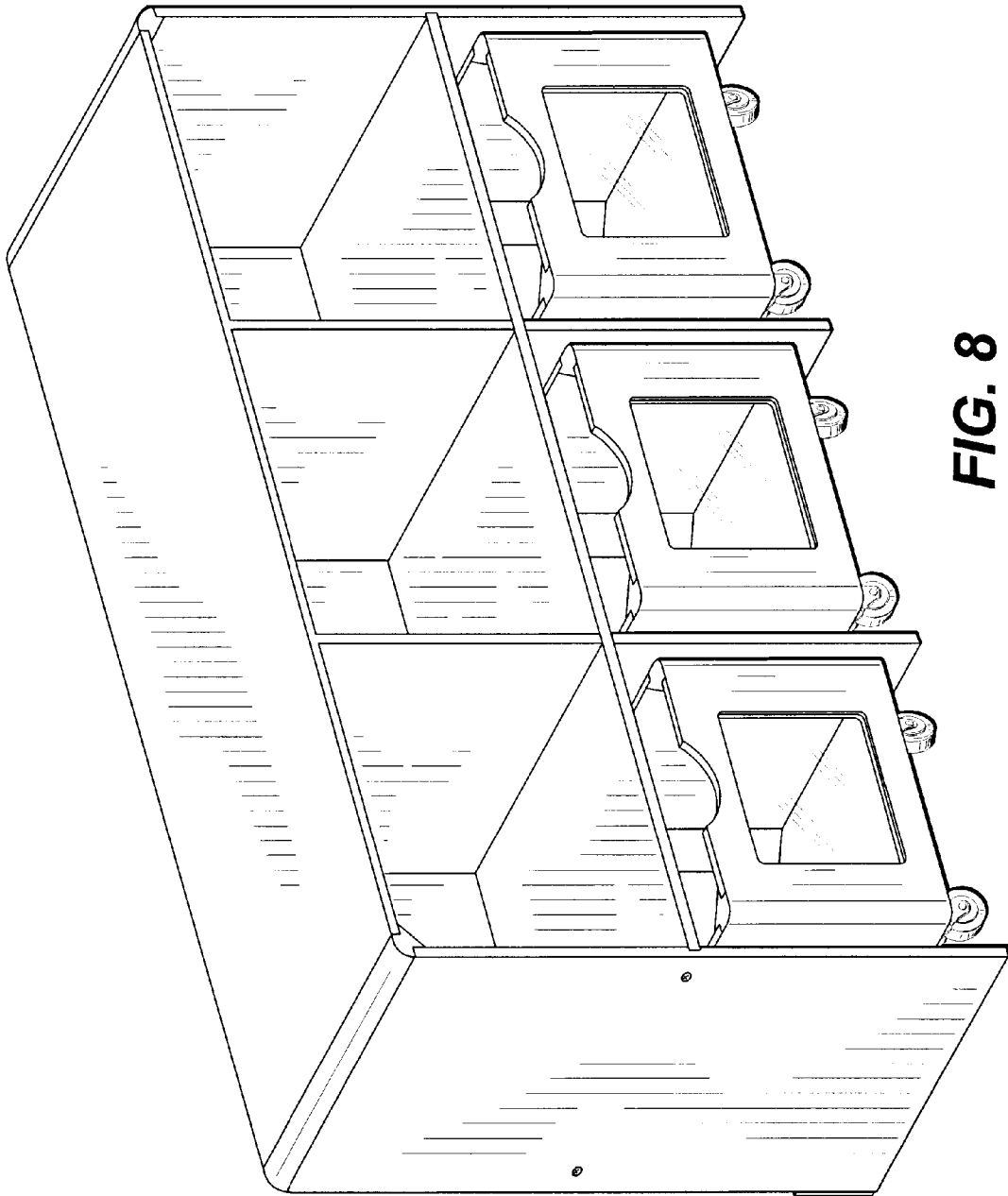


FIG. 8




FIG. 9




FIG. 10

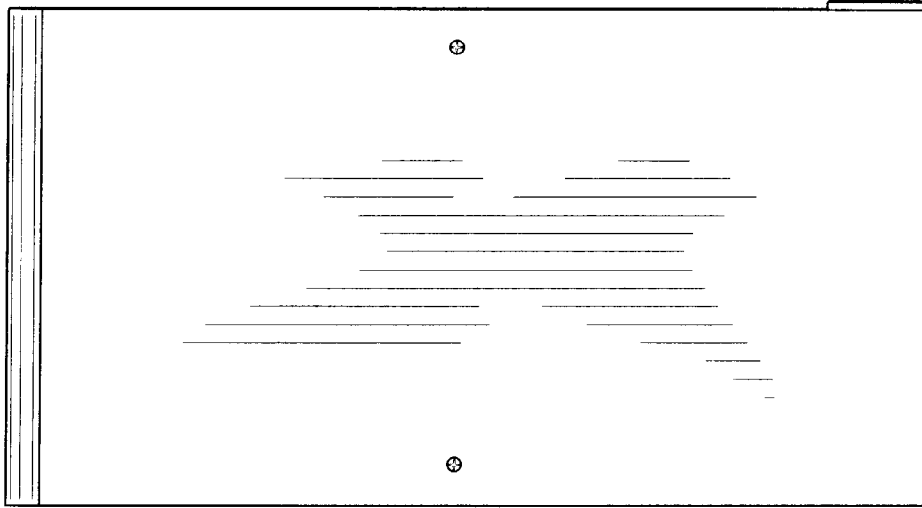


FIG. 12

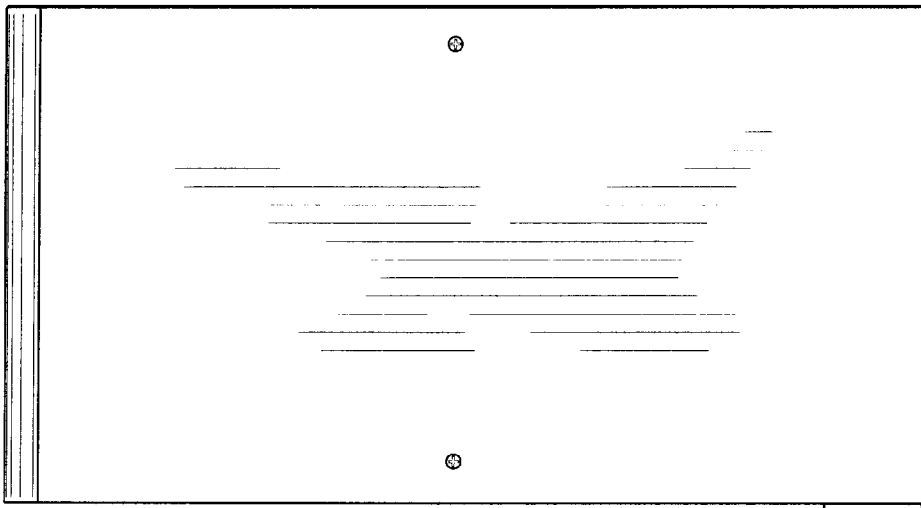


FIG. 11




FIG. 13

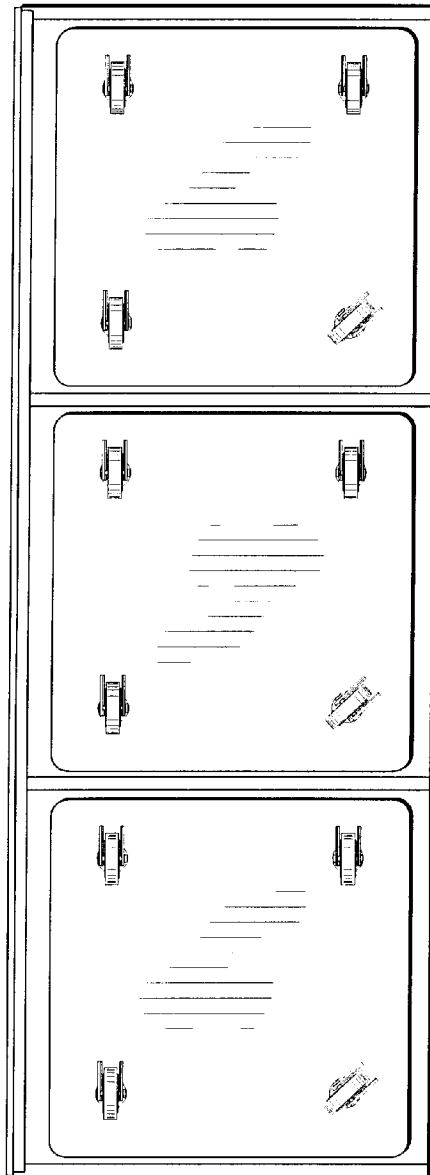


FIG. 14