



US00D466761S

(12) **United States Design Patent**
Baerenrodt et al.

(10) **Patent No.:** **US D466,761 S**

(45) **Date of Patent:** **** Dec. 10, 2002**

(54) **BLENDER WITH COVER**

(75) Inventors: **Mark Baerenrodt**, Milford, NH (US);
Frank Chiappetta, Woodbury, CT
(US); **Gerard A. Rutigliano**,
Ridgefield, CT (US); **Jerry Stuart**,
New Hartford, CT (US)

(73) Assignee: **Conair CIP, Inc**, Stamford, CT (US)

(**) Term: **14 Years**

(21) Appl. No.: **29/154,395**

(22) Filed: **Jan. 22, 2002**

(51) **LOC (7) Cl.** **31-00**

(52) **U.S. Cl.** **D7/378; D7/412**

(58) **Field of Search** D7/376-386, 412;
366/129, 130, 197, 199, 204, 241, 242,
251, 314; 241/33, 101.01; 400/689-690.1

(56) **References Cited**

U.S. PATENT DOCUMENTS

D178,854 S	9/1956	Waltman	D7/386
D183,177 S	7/1958	Oertli	D7/378
D295,012 S	4/1988	Gelber	D7/412
D336,590 S	6/1993	Barnard	D7/378
D347,966 S	6/1994	Doggett	D7/378
D350,451 S	9/1994	Dickson	D7/384
D370,151 S	5/1996	McLinden et al.	D7/378
D394,986 S	6/1998	Lallemand	D7/378
D412,809 S	8/1999	Toro et al.	D7/378
5,957,577 A *	9/1999	Dickson et al.	366/197
D415,384 S	10/1999	Littmann	D7/378

D417,581 S	12/1999	Barthelemy et al.	D7/378
D424,865 S	5/2000	Crescenzi et al.	D7/378
D427,016 S	6/2000	Kindig et al.	D7/412
D427,488 S	7/2000	Herbert	D7/413
D427,844 S	7/2000	Herbert	D7/374
D432,864 S	10/2000	Kindig et al.	D7/412
D440,813 S	4/2001	Gort-Barten	D7/378
D445,635 S	7/2001	Gort-Barten	D7/378

* cited by examiner

Primary Examiner—Caron D. Veynar

(74) *Attorney, Agent, or Firm*—Ohlandt, Greeley, Ruggiero
& Perle, LLP

(57) **CLAIM**

The ornamental design for a blender with cover, as shown
and described.

DESCRIPTION

FIG. 1 is a perspective view of a blender with cover
according to the present invention;
FIG. 2 is a top view of the blender with cover of FIG. 1;
FIG. 3 is a first side view of the blender with cover of FIG.
1;
FIG. 4 is a second side view, opposite the first side view, of
the blender with cover of FIG. 1;
FIG. 5 is a third side view, rotated ninety degrees from the
second side view, of the blender with cover of FIG. 1; and,
FIG. 6 is a fourth side view of the blender with cover of FIG.
1, showing the blender with cover in an open position.
The broken line disclosure in FIG. 6 is for illustrative
purposes only and forms no part of the claimed design.

1 Claim, 4 Drawing Sheets

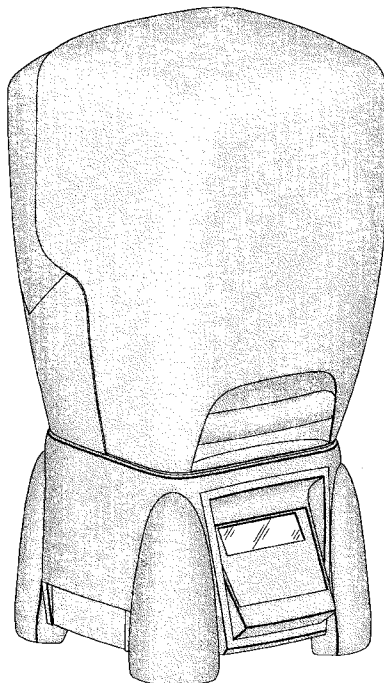


FIG. 1

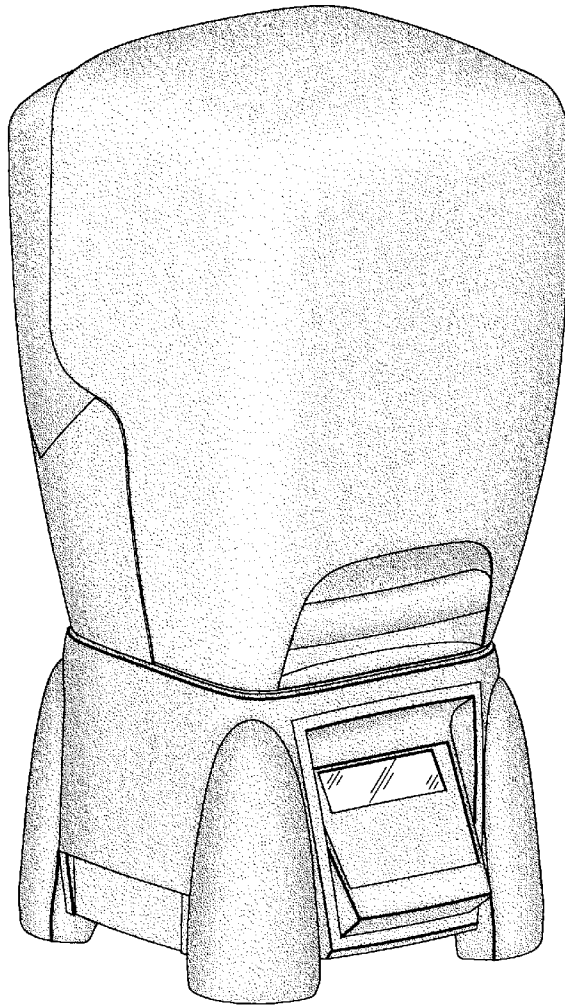



FIG. 2






FIG. 3

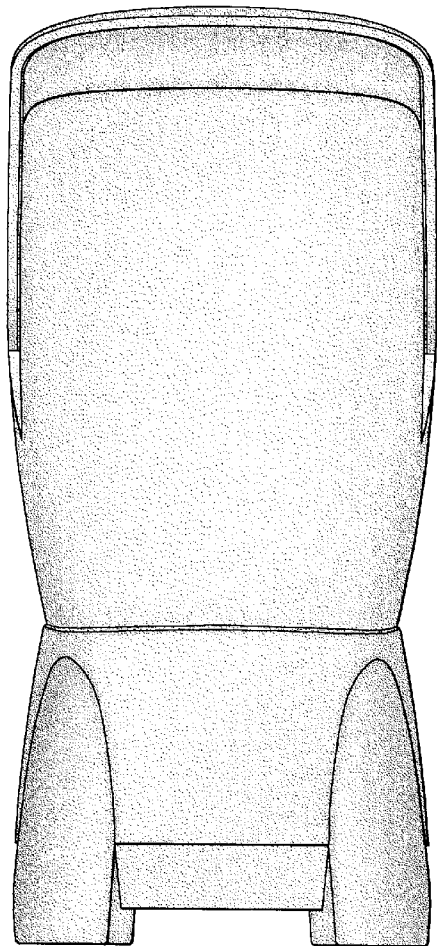


FIG. 4

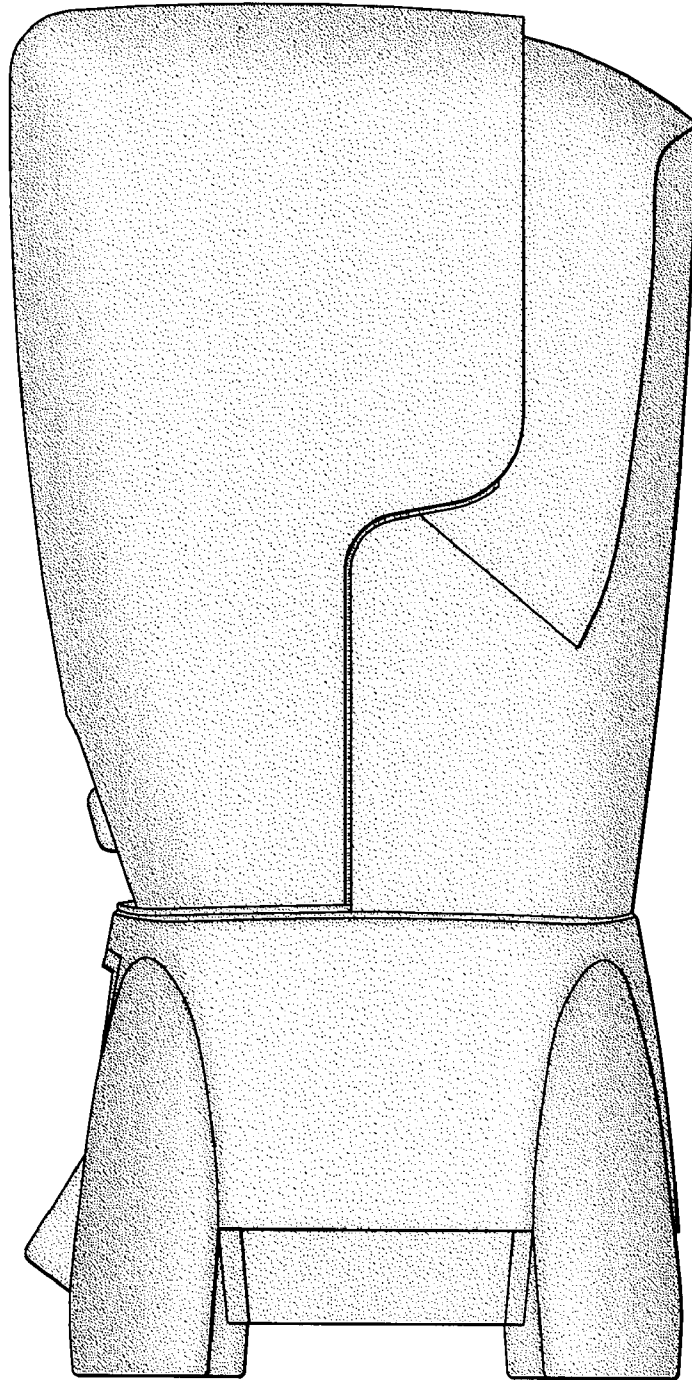


FIG. 5

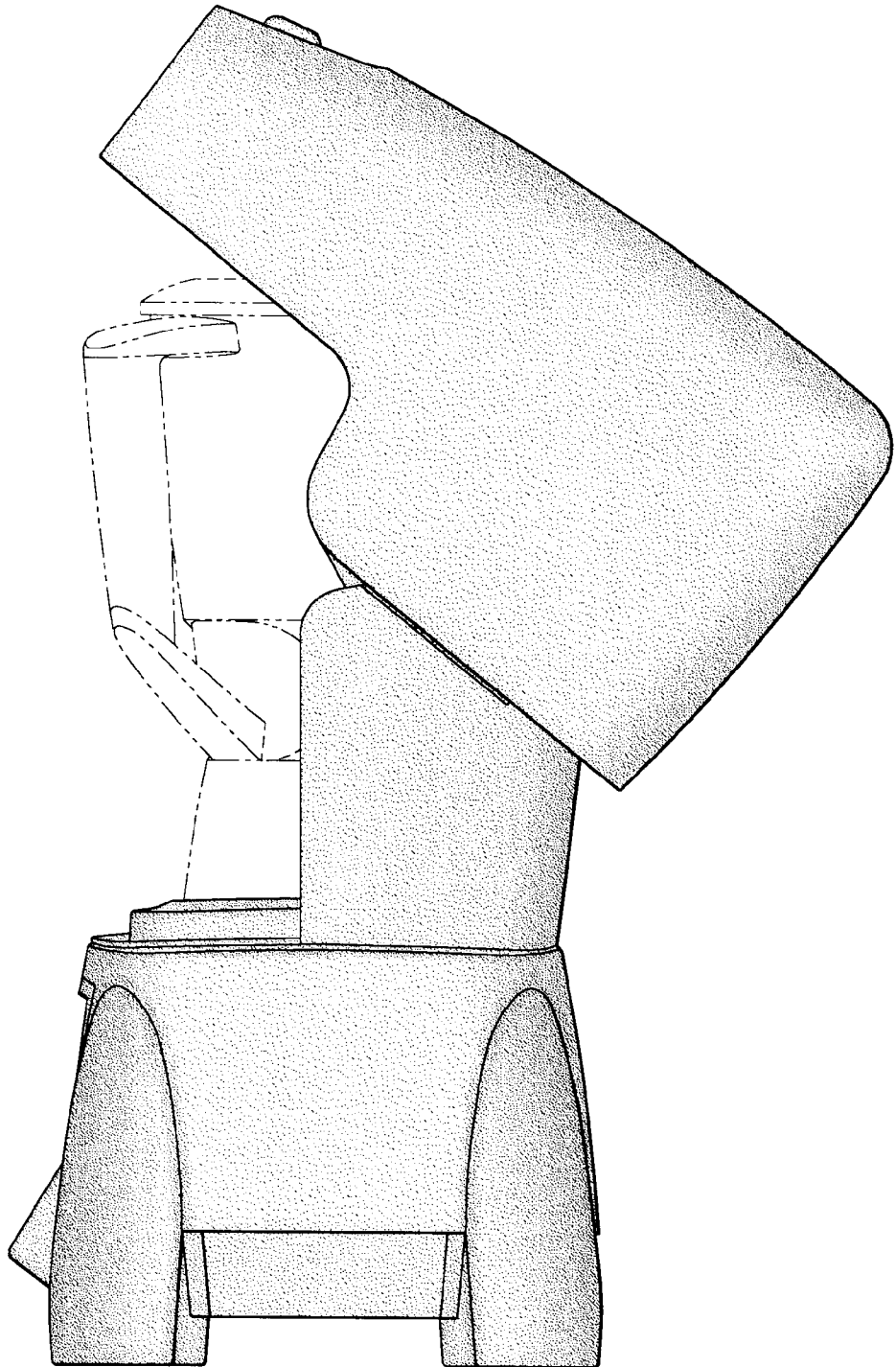


FIG. 6