

A&A Ref: 155131

PUBLICATION PARTICULARS AND ABSTRACT
(Section 32(3)(a) - Regulations 22(1)(g) and 31)

2006/04977

21	01	PATENT APPLICATION NO	22	LOGGING DATE	43	ACCEPTANCE DATE
----	----	-----------------------	----	--------------	----	-----------------

15 June 2006

26-09-2007

51	INTERNATIONAL CLASSIFICATION	NOT FOR PUBLICATION
----	------------------------------	---------------------

A43B

CLASSIFIED BY: ISA

71	FULL NAME(S) OF APPLICANT(S)
----	------------------------------

Aison Co., Ltd.

72	FULL NAME(S) OF INVENTOR(S)
----	-----------------------------

KIM, Hee-Suk

EARLIEST PRIORITY CLAIMED	COUNTRY	NUMBER	DATE
	33	KR	31
		10-2003-0094999	32
			22 December 2003

NOTE: The country must be indicated by its International Abbreviation - see schedule 4 of the Regulations

54	TITLE OF INVENTION
----	--------------------

Insole assembly for increasing weight of footwear and heavy footwear having weight-increasing midsole/outsole

57	ABSTRACT (NOT MORE THAN 150 WORDS)
----	------------------------------------

NUMBER OF SHEETS	43
------------------	----

The sheet(s) containing the abstract is/are attached.

If no classification is furnished, Form P.9 should accompany this form.
The figure of the drawing to which the abstract refers is attached.

(12) INTERNATIONAL APPLICATION PUBLISHED UNDER THE PATENT COOPERATION TREATY (PCT)

(19) World Intellectual Property Organization
International Bureau



2006/04977



(43) International Publication Date
7 July 2005 (07.07.2005)

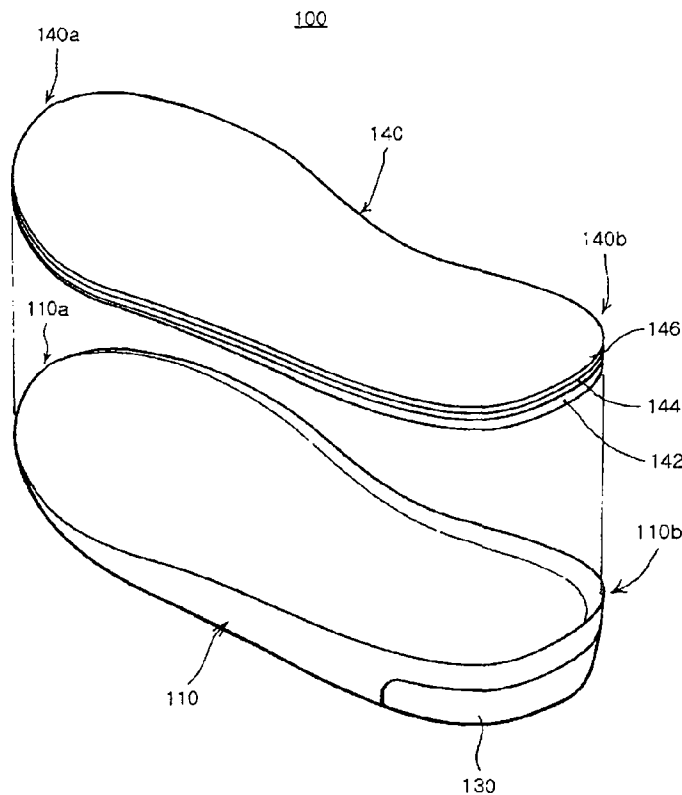
PCT

(10) International Publication Number
WO 2005/060779 A1

- (51) International Patent Classification⁷: A43B 1/14, 13/14, 5/06
- (72) Inventor; and (75) Inventor/Applicant (for US only): KIM, Hee-Suk [KR/KR]; #402 Baekyang Villa, 11-3 Sambang-dong, Kimhae, Kyungsangnam-do 621-908 (KR).
- (21) International Application Number: PCT/KR2004/000325
- (74) Agent: C & S PATENT AND LAW OFFICE; C-2306 Daclim Acrotel, 467-6 Dogok-dong, Kangnam-gu, Seoul 135-971 (KR).
- (22) International Filing Date: 18 February 2004 (18.02.2004)
- (25) Filing Language: Korean
- (81) Designated States (unless otherwise indicated, for every kind of national protection available): AE, AG, AL, AM, AT, AU, AZ, BA, BB, BG, BR, BW, BY, BZ, CA, CH, CN, CO, CR, CU, CZ, DE, DK, DM, DZ, EC, EE, EG, ES, FI, GB, GD, GE, GH, GM, HR, HU, ID, IL, IN, IS, JP, KE, KG, KP, KZ, LC, LK, LR, LS, LT, LU, LV, MA, MD, MG, MK, MN, MW, MX, MZ, NA, NI, NO, NZ, OM, PG, PH, PL, PT, RO, RU, SC, SD, SE, SG, SK, SL, SY, TJ, TM, TN, TR, TT, TZ, UA, UG, US, UZ, VC, VN, YU, ZA, ZM, ZW.
- (26) Publication Language: English
- (30) Priority Data:
10-2003-0094999 22 December 2003 (22.12.2003) KR
10-2004-0006196 30 January 2004 (30.01.2004) KR
- (71) Applicant (for all designated States except US): AISON CO., LTD. [KR/KR]; 163-7 Gamjeon-dong, Sasang-gu, Pusan 617-050 (KR).
- (84) Designated States (unless otherwise indicated, for every kind of regional protection available): ARIPO (BW, GH,

[Continued on next page]

(54) Title: INSOLE ASSEMBLY FOR INCREASING WEIGHT OF FOOTWEAR AND HEAVY FOOTWEAR HAVING WEIGHT-INCREASING MIDSOLE/OUTSOLE



(57) Abstract: Disclosed are an insole assembly for increasing the weight of a footwear and a heavy footwear having an outsole and/or a midsole made of a high specific gravity compressed resin to enhance exercise effect. The insole assembly (100, 200) includes a lower insole (110, 210) made of a compressed resin having a high specific gravity; an upper insole (120, 220) laid on the lower insole (110, 210) and a shock absorbing member (130, 230) attached to a heel of the lower insole (110, 210). The insole assembly is made of a compressed resin to increase the weight of a footwear to which the insole assembly is applied.

WO 2005/060779 A1

**INSOLE ASSEMBLY FOR INCREASING WEIGHT OF FOOTWEAR AND HEAVY
FOOTWEAR HAVING WEIGHT-INCREASING MIDSOLE/OUTSOLE**

Technical Field

5. The present invention relates to a heavy footwear of increased weight. More particularly, the present invention relates to an insole assembly made of compressed resin for potentially increasing the weight of a footwear to which the insole assembly is applied. Further, the present invention
10 relates to a heavy footwear including an outsole and/or a midsole made of a compressed resin having a high specific gravity to enhance exercise effect.

Background Art

15 Various techniques have been proposed, which can increase the weight of a footwear if necessary to enhance the exercise effect of a wearer while keeping the weight decreased at normal times.

An example of such techniques is disclosed in Korean
20 Registered Utility Model Serial No.285242, entitled "Sports Shoes for Exercise". According to this document, heavy metal members are detachably inserted into an outsole or a bottomsole as the outer bottom portion of a footwear in order to enhance the exercise effect of a wearer.

25

Another example is disclosed in Korean Registered Utility Model Serial No.298008, entitled "Weight Adjustable Footwear

Liner", proposed by the inventor. This document proposes insertion of metal members into an insole or liner, which is put in a footwear body, to increase the weight of the footwear thereby enhancing the exercise effect of a wearer.

5 According to the conventional techniques, high specific gravity material such as metal, which is inserted into the outsole or the insole for increasing the weight of shoes, lowers the shoes' ability of absorbing the load impact applied to a wearer thereby requiring additional shock-absorbing means.

10 Because additional molds as well as fabrication and assembly processes are necessary in order to provide a detachable structure for the weight-increasing insert members, the prior arts have another drawback that increases fabrication time and cost.

15 The insert members made of metal cause inconvenience to a person in the above footwear or shoes that he/she should take off the shoes or separate the metal members from the shoes when passing through an airport scanner.

 Also the shoes may be soiled from the rust of the metal members when water-washed in a washing machine.

20

 Furthermore, if the shoes are used for a predetermined time period, the rubber outsoles are abraded exposing the metal members, which in turn collide against the ground creating unpleasant noises.

25

 Therefore, there are required novel means that can overcome the foregoing problems while adjusting the weight of shoes.

Disclosure of the Invention

It is therefore an object of the invention to provide an insole assembly which can increase the weight of a footwear when attached to the footwear.

5 It is another object of the invention to provide an insole which is molded from heavy compressed resin to impart a desired level of body load-absorbing ability to a footwear without additional shock-absorbing means.

10 It is further another object of the invention to insert a weight-increasing member into a midsole and/or an outsole to increase the weight of a footwear.

It is yet another object of the invention to fabricate a midsole and/or an outsole from a high specific gravity compressed resin to increase the weight of a footwear.

15

According to an aspect of the invention for realizing the above objects, there is provided an insole assembly used for increasing the weight of a footwear comprising: a lower insole made of a compressed resin having a high specific gravity, and
20 an upper insole laid on the lower insole.

It is preferred that the lower insole is made of a compression molded resin.

It is also preferred that the compression molded resin has a specific gravity of at least 2.

25 The insole assembly may further comprise a shock-absorbing member attached to a rear end of the upper insole.

According to another aspect of the invention for realizing the above objects, there is provided a heavy weight footwear comprising: a body for housing a foot, an outsole connected to the body for supporting the foot, at least a portion of the outsole being made of a compressed resin having a high specific gravity, and an insole laid on the outsole within the body.

It is preferred that the whole part of the outsole is made of the high specific gravity compressed resin.

It is also preferred that the high specific gravity compressed resin is inserted into the outsole.

The heavy weight footwear may further comprise a midsole laid between the outsole and the body, at least a portion of the midsole being made of a high specific gravity compressed resin.

It is preferred that the whole part of the midsole is made of the high specific gravity compressed resin.

It is also preferred that the high specific gravity compressed resin is inserted into the midsole.

According to further another aspect of the invention for realizing the above objects, there is provided a heavy weight footwear comprising: a body for housing a foot; a midsole connected to the body for supporting the foot, at least a portion of the outsole being made of a compressed resin having a high specific gravity; an outsole attached to an underside of the midsole; and an insole laid on the midsole within the body.

It is preferred that the whole part of the midsole is made of the high specific gravity compressed resin.

It is also preferred that the high specific gravity compressed resin is inserted into the midsole.

Brief Description of the Drawings

5 FIG. 1 is an exploded perspective view of an insole assembly for increasing the weight of a footwear according to a first embodiment of the invention;

FIG. 2 is an exploded perspective view of an insole assembly for increasing the weight of a footwear according to a second
10 embodiment of the invention;

FIG. 3 is a sectional view of a lower insole shown in FIG.
2;

FIG. 4 is a plan view of FIG. 3;

FIG. 5 is a bottom view of FIG. 3;

15 FIG. 6 is a sectional view of an upper insole shown in FIG.
2;

FIG. 7 is a plan view of FIG. 6;

FIG. 8 is a bottom view of FIG. 6;

FIG. 9 is a side elevation view of a footwear which the
20 insole assembly of the invention is put in;

FIG. 10 is a side elevation view of a heavy footwear for enhancing exercise effect according to a third embodiment of the invention;

FIG. 11 is an exploded perspective view of the heavy
25 footwear according to the third embodiment of the invention;

FIG. 12 is an exploded perspective view of a heavy footwear according to a fourth embodiment of the invention; and

FIG. 13 is an exploded perspective view of a heavy footwear according to a fifth embodiment of the invention .

Best Mode for Carrying Out the Invention

5 The foregoing and other features and advantages of the invention will be described in detail with reference to the accompanying drawings.

FIG. 1 is an exploded perspective view of an in sole assembly for increasing the weight of a footwear for example a shoe
10 according to a first embodiment of the invention.

Referring to FIG. 1, the insole assembly 100 of the invention includes a weight insole or a lower insole 110 made of a compressed resin having a high specific gravity for increasing the weight of a shoe, a shock-absorbing member 130
15 attached to the heel of the lower insole 110 and an upper insole 140 laid on the lower insole 110.

The weight insole or lower insole 110 embodying the essential concept of the invention is made by compression molding a desired resin up to a specific gravity of about at least 2.
20 The resin contains nitrile rubber, butadiene rubber, Barium Sulfate (BaSO_4) as high specific gravity filler, Redoxide (Pb_3O_4), ZnO , S, stearic acid and vulcanizing accelerator. Alternatively, the resin can be pressed, and then cut and processed into the form of an insole to fabricate the insole.

25 The high specific gravity lower insole 110 may be fabricated separate from the shoe so that it can be detachably attached to the shoe, or integrally attached to the shoe via

adhesive and so on if necessary.

The shock-absorbing member 130 is attached to the heel or the rear end 110b of the lower insole 110, and made of an elastic material capable of absorbing the impact load applied to a wearer during his/her movement. Further, the rear corner of the shock-absorbing member is rounded to more effectively absorb the shock during stepping as well as ensure comfortable walking.

The upper insole 140 includes a support portion 142 placed on the lower insole 110, an elastic portion 144 laid on the support portion 142 and a foot-sole contact portion 146 laid on the elastic portion 144 to contact a wearer's foot-sole.

The support portion 142 is made of for example Ethylene Vinylacetate Copolymer (EVA) at a predetermined thickness to prevent the distortion (e.g., abduction or adduction) of a wearer's foot. Alternatively, the support portion 142 may be made of an elastic material at a desired thickness to keep the wearer comfortable.

The elastic portion 144 is made of a soft material to absorb shock and so on.

The contact portion 146 is made of a soft material such as a thin cloth to absorb sweat from the foot while keeping the wearer comfortable, and attached on the elastic portion 144 via adhesive.

When the insole assembly 100 is used in a shoe to increase its weight, the lower insole 110 of a desired weight is inserted into the shoe, and then the upper insole 140 is put on the lower insole 110 in the shoe, with front and rear ends 140a and 140b

of the upper insole 140 aligned with front and rear ends 110a and 110b of the lower insole 110 .

FIG. 2 is an exploded perspective view of an insole assembly for increasing the weight of a footwear according to a second embodiment of the invention.

As shown in FIG. 2, the insole assembly 200 of the invention includes a weight insole or a lower insole 210 made of a compressed resin having a high specific gravity for increasing the weight of a footwear or a shoe, a shock-absorbing member 230 attached to the heel of the lower insole 210 and an upper insole 240 laid on the lower insole 210.

The lower insole 210 is made of the same material as the lower insole 110 of the first embodiment, but modified with its configuration.

Hereinafter the lower insole 210 will be described with reference in FIGS. 3 to 5, wherein FIG. 3 is a sectional view of a lower insole shown in FIG. 2 , FIG. 4 is a plan view of FIG. 3, and FIG. 5 is a bottom view of FIG. 3.

As shown in FIGS. 3 to 5, the lower insole 210 is provided in a top surface 212 with a plurality of front concave portions 214, a rear concave portion 218 and a plurality of longitudinal grooves 216 for connecting the concave portions 214 and 218.

The rear concave portion 218 is engraved or recessed from the top surface 212 to absorb any landing impact. Also, the rear concave portion 218 is connected with the front concave portions 214 via the grooves 216 so that the pressure applied to the rear concave portion 218 during stepping forces air to circulate from

The rear concave portion 218 through the grooves 216 toward the front concave portions 214 in a shoe while evaporating sweat and dispersing heat from the foot in the shoe.

There are a plurality of exposed vertical through holes 220 in the front concave portions 218. The through holes 220 are connected to a plurality of lateral grooves 226 formed in an underside 222 of the lower insole 210. Longitudinal grooves 224 are connected with bottom concave portions 228, which are formed in a central portion of the underside 222, and function as channels for flowing air from the concave portions 228 toward the vertical through holes 220.

In a region of the shoe, to which load is mainly applied from a front region of the foot, a circular concave portion 226a is provided to form an air channel to absorb landing pressure and impact.

The shock-absorbing member 230 is attached to the heel of the lower insole 210, and made of an elastic member to absorb impact load applied to a wearer during his/her movement. Further, the rear corner of the shock-absorbing member is rounded to more effectively absorb the shock during stepping as well as ensure comfortable walking.

The lower insole 210 is provided with a convex portion 232 in a central portion of the top surface 212. The convex portion 232 supports the metatarsus while functioning as a cushion together with a lower concave portion 254 of the upper insole 240, which will be described later.

Hereinafter the upper insole 240 will be described with

Reference to FIGS. 6 and 8, wherein FIG. 6 is a sectional view of an upper insole shown in FIG. 2, FIG. 7 is a plan view of FIG. 6, and FIG. 8 is a bottom view of FIG. 6.

The upper insole 240 integrally has a support portion 242 attached on the lower insole 210, an elastic portion 244 laid on the support portion 242 and a foot-sole contact portion 246 laid on the elastic portion 244 to contact a wearer's foot-sole.

The support portion 242 is made of for example EVA at a predetermined thickness to prevent the distortion of a wearer's foot. Alternatively, the support portion 242 may be made of an elastic material at a desired thickness to keep the wearer comfortable.

The elastic portion 244 is made of a soft material to absorb shock and so on.

The contact portion 246 is made of a soft material such as a thin cloth to absorb sweat from the foot while keeping the wearer comfortable, and attached on the elastic portion 244 via an adhesive.

The upper insole 240 has an anti-slip projection 252a extended from a top front portion adjacent to a front end 240a. The upper insole 240 also has a plurality of vent holes 248 formed adjacent to the front end 240a and a plurality of downward projections 250 formed in a front bottom thereof. Then, the projections 250 contact the top surface 212 of the lower insole 210 to form a space between the underside of the upper insole 240 and the top surface 212 of the lower insole 210 through which air can flow when the wearer is walking. As a result, this

circulates the air through the shoe to evaporate sweat and disperse heat from the foot.

The upper insole 240 is provided with a convex portion 252b extended longitudinally in a middle portion of the top surface of the upper insole 240. The convex portion 252b supports the metatarsus of the foot to disperse the load across the bottom of the shoe. The bottom of the convex portion 252b forms a concave portion 254 to receive the convex portion 232 of the lower insole 210, thereby supporting the metatarsus together with the convex portion 232.

A hollow space 256 is formed in the bottom of the upper insole 240 adjacent to the rear end 240b that is touched by the heel of the wearer. The hollow space 256 is located corresponding to the rear concave portion 218 of the lower insole 210, and three grooves 258 are formed preferably corresponding to the upper grooves 218 of the lower insole 210. The hollow space 256 shrinks when stepped pushing the air forward to flow from the hollow space 256 through the grooves 258 and 256 and spout out through the vent holes 248 toward the front portion of the foot. In this fashion, the air circulates in the shoe while evaporating sweat and dispersing heat from the foot.

FIG. 9 is a side elevation view of a footwear or shoe which the insole assembly 100 or 200 according to the first or second embodiment of the invention is put in.

As shown in FIG. 9, a shoe 10 includes an upper or body 12 for housing the foot, a midsole 14 for supporting the body 12 and an outsole 16 underlying the midsole 14.

The lower insole 110 or 210 and the upper insole 140 or 240 of the insole assembly 100 or 200 are inserted in their order into the shoe 10 on the midsole 14 to support the foot.

The weight or lower insole 110 or 210 is preferably made with various weights. For example, the lower insoles are fabricated with various weights such as 200, 400, 600 and 900g so that a user can select a desirable weight of lower insole to adjust his/her exercise effect.

In fabrication of the footwear, lasts are adjusted according to wide foot, narrow foot and mid-foot of different foot widths. If the lower insoles 110 and 210 are fabricated with various thicknesses, shoes of various widths can be produced without additional fabrication of different lasts for the shoes. That is, users of different foot widths can fit their feet to shoes of the same last by selecting the lower insoles 110 or 210 of suitable thicknesses according to their foot widths. Further, substantially same effect can be expected by taking the upper insole 140 or 240 out but using only the lower insole 110 or 210.

A fabrication process of a weight or lower insole of the invention is as follows: Natural rubber is mixed with synthetic rubber of nitril rubber and butadiene rubber, and then with $BaSO_4$ of high specific gravity filler. Mixture is pressed with a roll press to enhance molecular mass as well as plasticity and viscosity. The pressed mixture is mixed again with ZnO , S, stearic acid, vulcanizing accelerator, and then pressed again to prepare sheets at a thickness of about 5mm.

The pressing is performed under the pressure of about 6 to 8kgf/cm² at a temperature range of 130 to 160°C for 5 to 8 mins.

In the sheets prepared as above, an upper sheet preferably has a hardness of about 45 or less, and other sheets preferably has a hardness of about 50 to 60, and more preferably, a hardness of about 55. The upper sheet has a relatively lower hardness to absorb the load impact amounting to about 4 to 5 times of the wearer's weight, which is applied to wearer's feet and joints when he/she walks.

10 These sheets are stacked one atop another with desirable number (typically 4 to 6), loaded into a mold, and heated to form into the shape of an insole.

Then, the insole has a specific gravity of about 2.0 or more and various masses of about 300 to 1200g according to filler contents at 255mm size, and thus can be used as weight-increasing means of shoes. For reference, typical shoe insoles have a specific gravity of about 0.4 to 0.6.

Table 1 reports physical properties of the weight insole fabricated in the above process.

20

Table 1

Test Item	Unit	Result	Test Manual
Tensile Strength	kgf/cm ²	16	KS M 6518
Elongation	%	410	KS M 6518

14

Tearing Strength	kgf/cm	9.2	KS M 6518
Specific Gravity		2.38	KS M 6518
Hardness (A-type)	Scale	55±1	KS M 6518
Elasticity (Steel Ball Drop)	%	17	KS M 6518

FIG. 10 is a side elevation view of a heavy footwear for enhancing exercise effect according to a third embodiment of the invention. As shown in FIG. 10, a heavy footwear or shoe 300 of the invention includes a body 320 of an upper for housing a foot, a midsole 330 connected to the body 320 to support the foot and a bottomsole or outsole 340 underlying the midsole 330. The midsole 330 and the outsole 340 are formed of various materials and with various thicknesses according to the type and use of shoes. Further, an insole 350 (shown in a dotted line) is put on the midsole 330 to provide a cushion to a wearer's foot-sole.

The third embodiment of the invention has technical features of increasing the weight of the shoe 300 by forming the midsole 330 and/or the outsole 340 of the shoe 300 from a compressed resin of a high specific gravity or inserting weight-increasing members made of the high specific gravity compressed resin into the midsole 330 and/or the outsole 340. The high specific gravity compressed resin preferably has a specific gravity of about 2 or more, and contains nitrile rubber, butadiene rubber, Barium Sulfate (BaSO_4) as high specific gravity

filler, Readoxide (Pb₃O₄), ZnO, S, stearic acid and vulcanizing accelerator.

FIG. 11 is an exploded perspective view of the heavy footwear or shoe 300 according to the third embodiment of the invention. Referring to FIG. 3, the heavy shoe 300 according to the third embodiment of the invention includes the upper or body 320 for housing a foot, the midsole 330 connected to the body 320 to support the foot and the outsole 340 underlying the midsole 330. The midsole 330 and the outsole 340 are formed of various materials and with various thicknesses according to the type and use of the shoe. Further, the insole 350 put on the midsole 330 for providing a cushion to a wearer's foot-sole is not shown for convenience's sake.

The midsole 330 has a weight-increasing member 332 made of a high specific gravity compressed resin and a shell member 334 for housing the weight-increasing member 332. The weight-increasing member 332 and the shell member 334 can be fabricated as separate pieces before assembled into one via suitable means such as adhesive. Alternatively, the whole midsole 330 can be formed of the high specific gravity compressed resin or rubber.

The weight-increasing member 332 is preferably formed of the compressed resin having a high specific gravity of about 2 or more, and the specific gravity thereof is determined according to a desired weight of the shoe 300 and the thickness of the midsole 330. The high specific gravity compressed resin preferably has a specific gravity of about 2 or more, and contains

nitrile rubber, butadiene rubber, BaSO₄ as high specific gravity filler, Pb₃O₄, ZnO, S, stearic acid and vulcanizing accelerator.

The outsole 340 may be formed of a conventional rubber or synthetic resin, or a wear resistant rubber or synthetic resin in order to prevent easy wearing or tearing.

FIG. 12 is an exploded perspective view of a heavy footwear or shoe 400 according to a fourth embodiment of the invention. Referring to FIG. 12, the heavy shoe 400 according to the fourth embodiment of the invention includes a body 420 of an upper for housing a foot and an underlying outsole 440 connected to the body 420 to support the foot. The outsole 440 has a midsole formed integral thereto, and is formed of various materials and with thicknesses according to the type and use of the shoe. Further, an insole put on the outsole 440 for providing a cushion to a wearer's foot-sole is not shown for convenience's sake.

The outsole 440 has a weight-increasing member 442 made of a high specific gravity compressed resin and a shell member 444 for housing the weight-increasing member 442. The weight-increasing member 442 and the shell member 444 can be fabricated as separate pieces before assembled into one via suitable means such as adhesive.

The weight-increasing member 442 is preferably formed of the compressed resin having a high specific gravity of about 2 or more, and the specific gravity thereof is determined according to a desired weight of the shoe 400 and the thickness of the outsole 440. The high specific gravity compressed resin preferably contains nitrile rubber, butadiene rubber, BaSO₄ as

high specific gravity filler, Pb_3O_4 , ZnO , S, stearic acid and vulcanizing accelerator. Further, the shell member 444 may be formed of a conventional rubber or synthetic resin, or a wear resistant rubber or synthetic resin in order to prevent easy
5 wearing or tearing.

Alternatively, the whole outsole can be formed of the high specific gravity resin or rubber. That is, the high specific gravity rubber provides not only a large weight but also a high wear resistance, and thus itself can function as an excellent
10 shell member.

FIG. 13 is an exploded perspective view of a heavy footwear or shoe 500 according to a fifth embodiment of the invention. Referring to FIG. 13, the heavy shoe 500 according to the fifth embodiment of the invention includes a body 520 of an upper for
15 housing a foot, an underlying midsole 530 connected to the body 520 to support the foot and a bottomsole or outsole 540 underlying the midsole 530. The midsole 530 and the outsole 540 are formed of various materials and with thicknesses according to the type and use of the shoe. Further, an insole put on the midsole 530
20 for providing a cushion to a wearer's foot-sole is not shown for convenience's sake.

The outsole 540 has a weight-increasing member 542 made of a high specific gravity compressed resin and a shell member 544 for housing the weight-increasing member 542. The
25 weight-increasing member 542 and the shell member 544 may be fabricated as separate pieces before assembled into one via suitable means such as adhesive.

The weight-increasing member 542 is preferably formed of the compressed resin having a high specific gravity of about 2 or more, and the specific gravity thereof is determined according to a desired weight of the shoe 500 and the thickness of the 5 outsole 540. The high specific gravity compressed resin preferably contains nitrile rubber, butadiene rubber, BaSO₄ as high specific gravity filler, Pb₃O₄, ZnO, S, stearic acid and vulcanizing accelerator. Further, the shell member 544 may be 10 formed of a conventional rubber or synthetic resin, or a wear resistant rubber or synthetic resin in order to prevent easy wearing or tearing.

Alternatively, the whole outsole can be formed of the high specific gravity resin or rubber. That is, the high specific gravity rubber provides not only a large weight but also a high 15 wear resistance, and thus itself can function as an excellent shell member.

As set forth above, the weight-increasing members made of the high specific gravity resin can be inserted into the outsole and/or the midsole or the whole parts of the outsole and/or the 20 midsole can be made from the high specific gravity compressed resin to increase the weight of the shoe thereby remarkably enhancing the exercise effect of the wearer.

Hereinafter a fabrication process of the midsoles and/or 25 outsoles in use with the heavy shoes according to the third to fifth embodiments of the invention will be described.

Natural rubber is mixed with synthetic rubber or nitril

rubber and butadiene rubber, and then with BaSO₄ of high specific gravity filler. Mixture is pressed with a roll press to enhance molecular mass as well as plasticity and viscosity. The pressed mixture is mixed again with ZnO, S, stearic acid, vulcanizing accelerator, and then pressed again to prepare sheets at a predetermined thickness, preferably, at a thickness of about 5mm.

The pressing is performed under the pressure of about 6 to 8kgf/cm² at a temperature range of 130 to 160°C for 5 to 8 mins.

The sheets are prepared at a hardness of about 45 to 60, preferably, at a hardness of about 50 to 55.

These sheets are stacked one atop another with desirable number, loaded into a mold, and heated to form into the shape of an insole.

The weight-increasing member fabricated as above has a specific gravity of about 2.0 or more and various masses of about 300 to 1200g according to filler contents at 255mm size, and thus can be used as weight-increasing means of shoes.

The weight-increasing members fabricated via the above process have physical properties as reported in Table 1 above.

Industrial Applicability

As set forth above, the insole assembly for increasing the weight of a footwear such as a shoe according to the invention is made from only synthetic rubber and/or resin to overcome various problems induced from metal elements that are inserted into an outsole and/or an insole of a shoe.

The insole assembly of the invention can also save cost since the mold for the weight-increasing member made of metal is not necessary and an assembly process is simplified.

Because metal is not adopted, the insole assembly of the invention can relieve the wearer from the inconvenience of taking off the footwear or separating metal members when he/she passes through an airport scanner. The footwear does not generate noises during walking although the outsole is partially worn out, and thus can prolong its lifetime. Also, the footwear is not soiled since it does not rust even though water-washed for a long time.

In the meantime, natural perfume and herb or medicine powder may be added to the synthetic resin or rubber of the insole to improve foot health.

Further, the heavy footwear according to the invention is made from only synthetic rubber and/or resin to overcome various problems induced from metal elements that are inserted into an outsole and/or an insole of a shoe.

The heavy footwear of the invention can also save cost since the mold for the weight-increasing member made of metal is not necessary and an assembly process is simplified.

Because metal is not adopted, the heavy footwear of the invention can relieve the wearer from the inconvenience of taking off the footwear or separating metal members when he/she passes through an airport scanner. The footwear does not generate noises during walking although the outsole is partially worn out,

and thus can prolong its lifetime. Also, the footwear is not soiled since it does not rust even though water washed for a long time.

While the present invention has been shown and described
5 in connection with the preferred embodiments, it will be apparent to those skilled in the art that modifications and variations can be made without departing from the spirit and scope of the invention as defined by the appended claims.

Claims

1. An insole assembly (100, 200) used for increasing the weight of a footwear comprising:
- 5 a lower insole (110, 210) made of a compressed resin having a high specific gravity; and
an upper insole (120, 220) laid on the lower insole (110, 210).
- 10 2. The insole assembly according to claim 1, wherein the lower insole (110, 210) is made of a compression molded resin.
3. The insole assembly according to claim 2, wherein the compression molded resin has a specific gravity of at least 2.
- 15 4. The insole assembly according to claim 1, wherein the lower insole (210) has, in a top surface (212) thereof, front concave portions (214), a rear concave portion (218) and a plurality of longitudinal grooves (216) for connecting the front
20 concave portions (214) with the rear concave portion (218).
5. The insole assembly according to claim 1, wherein the lower insole (210) has longitudinal and lateral grooves (224, 226) formed in an underside (222) thereof and concave portions
25 (228) formed in a central portion of the underside (222) and connected with the longitudinal grooves (228).

6 . The insole assembly according to claim 1, wherein the lower insole (210) has a plurality of through holes (220) for connecting a top surface (212) with an underside (222).

5 7 . The insole assembly according to claim 1, wherein the upper insole (240) has an anti-slip projection (252a) in a top front portion thereof.

8 . The insole assembly according to claim 1, wherein the upper insole (240) has vent holes (248) perforated vertically in a front portion thereof and projections (250) formed in a bottom front portion thereof.

9 . The insole assembly according to claim 1, wherein the upper insole (240) has a convex portion (252) extended longitudinally in a top central portion to support a metatarsus.

10 . The insole assembly according to claim 1, wherein the upper insole 240 has a hollow concave portion (254) formed in a bottom rear portion thereof.

11 . The insole assembly according to claim 1, wherein the upper insole (140, 240) has a support portion (142, 242) made of a hard resin for preventing the foot of a wearer from twisting and a contact portion (144) made of a thin cloth and laid on the support portion (142, 242).

12. The ins ole assembly according to claim 1, further comprising a shock—absorbing member (130, 230) attached to a rear end (110b, 210b) of the upper insole (110, 210).

5 13. A heavy weight footwear comprising:
a body (320, 420, 520) for housing a foot ;
an outsole (340, 440, 540) connected to the body (320, 420, 520) for supporting the foot, at least a portion of the outsole being made of a compressed resin having a high specific gravity;
10 and
an insole laid on the outsole (340, 440, 540) within the body (320, 420, 520).

14. The heavy weight footwear according to claim 13,
15 wherein the whole part of the outsole (440, 540) is made of the high specific gravity compressed resin.

15. The heavy weight footwear according to claim 13,
wherein the high specific gravity compressed resin is inserted
20 into the outsole (440, 540).

16. The heavy weight footwear according to claim 13,
further comprising a midsole (330, 530) laid between the outsole (340, 540) and the body (320, 520), at least a portion of the
25 midsole (330, 530) being made of a high specific gravity compressed resin.

25

17. The heavy weight footwear according to claim 16, wherein the whole part of the midsole (330, 530) is made of the high specific gravity compressed resin.

5 18. The heavy weight footwear according to claim 16, wherein the high specific gravity compressed resin is inserted into the midsole (330, 530).

19. A heavy weight footwear comprising:
10 a body (320) for housing a foot;
a midsole (330) connected to the body (320) for supporting the foot, at least a portion of the outsole being made of a compressed resin having a high specific gravity;
an outsole (340) attached to an under side of the midsole;
15 and
an insole laid on the midsole within the body.

20. The heavy weight footwear according to claim 19, wherein the whole part of the midsole is made of the high specific
20 gravity compressed resin.

21. The heavy weight footwear according to claim 19, wherein the high specific gravity compressed resin is inserted into the midsole (330).

25

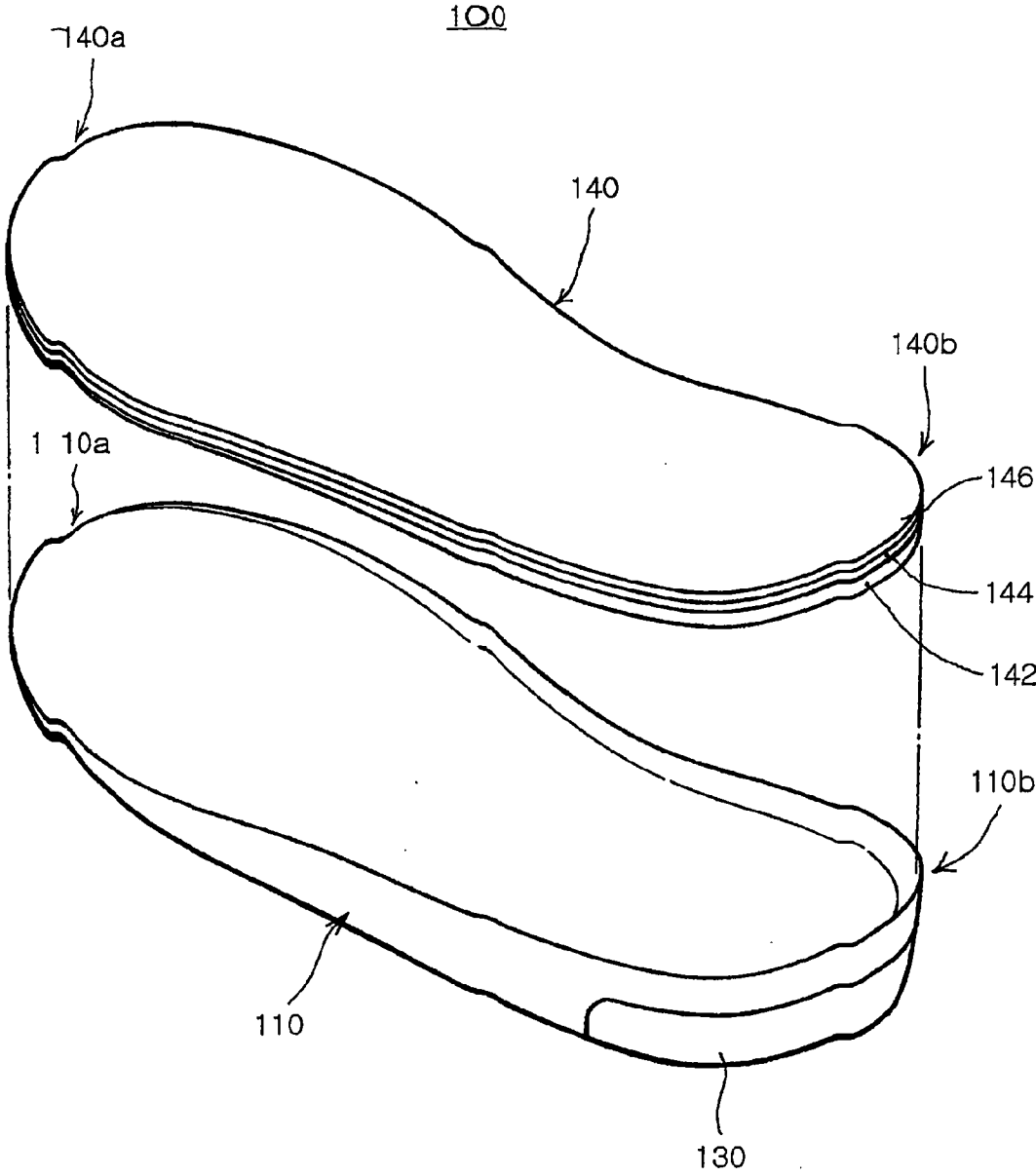


FIG. 1

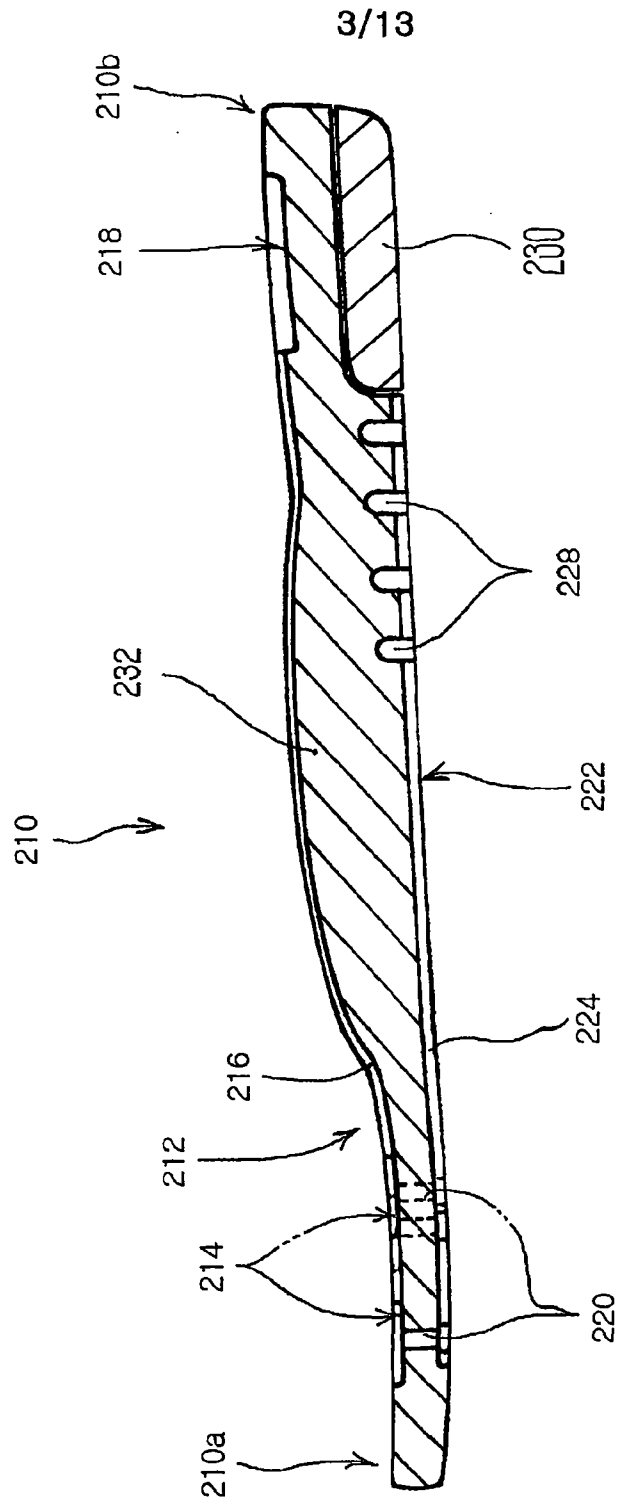


FIG. 3

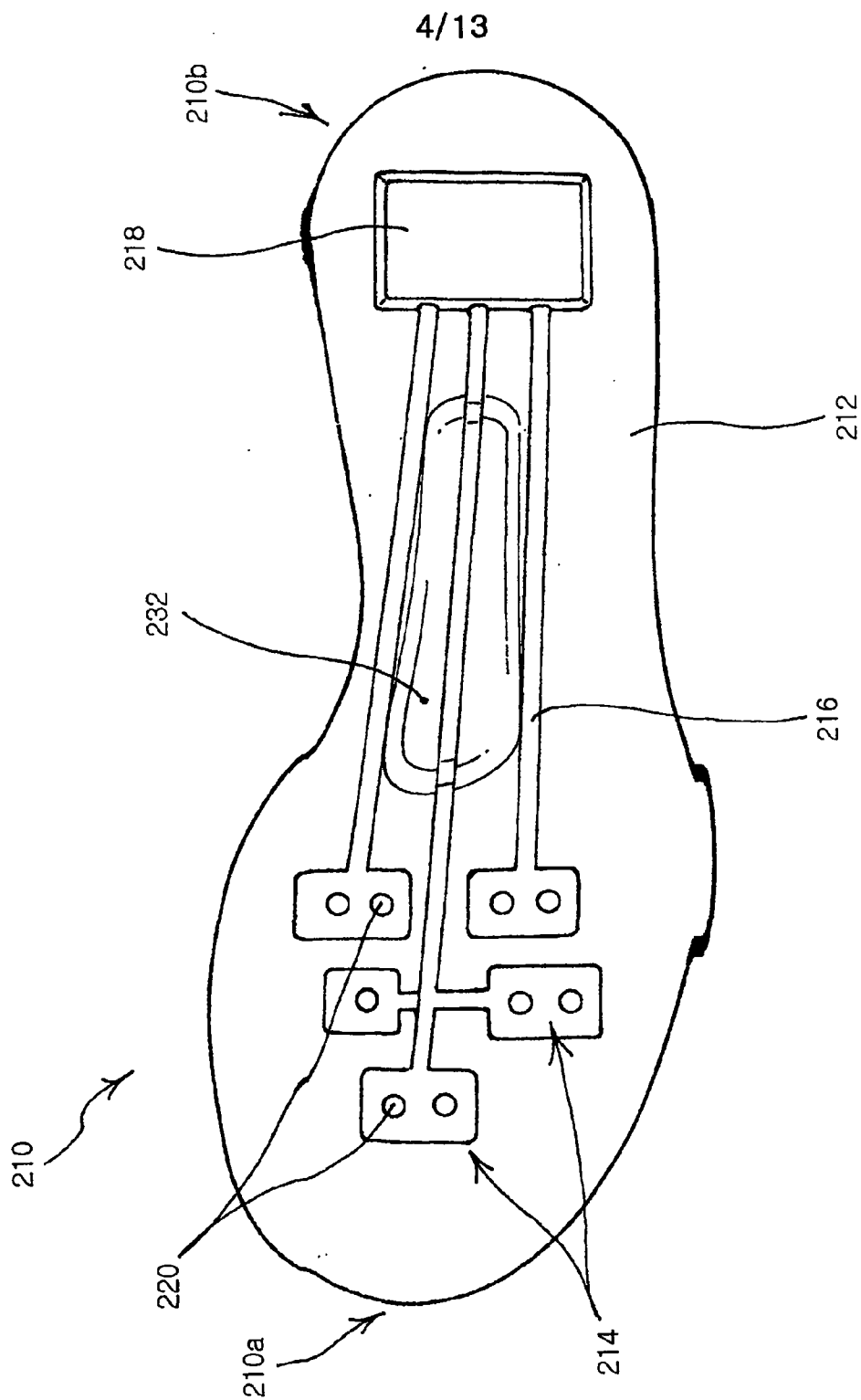


FIG. 4

5/13

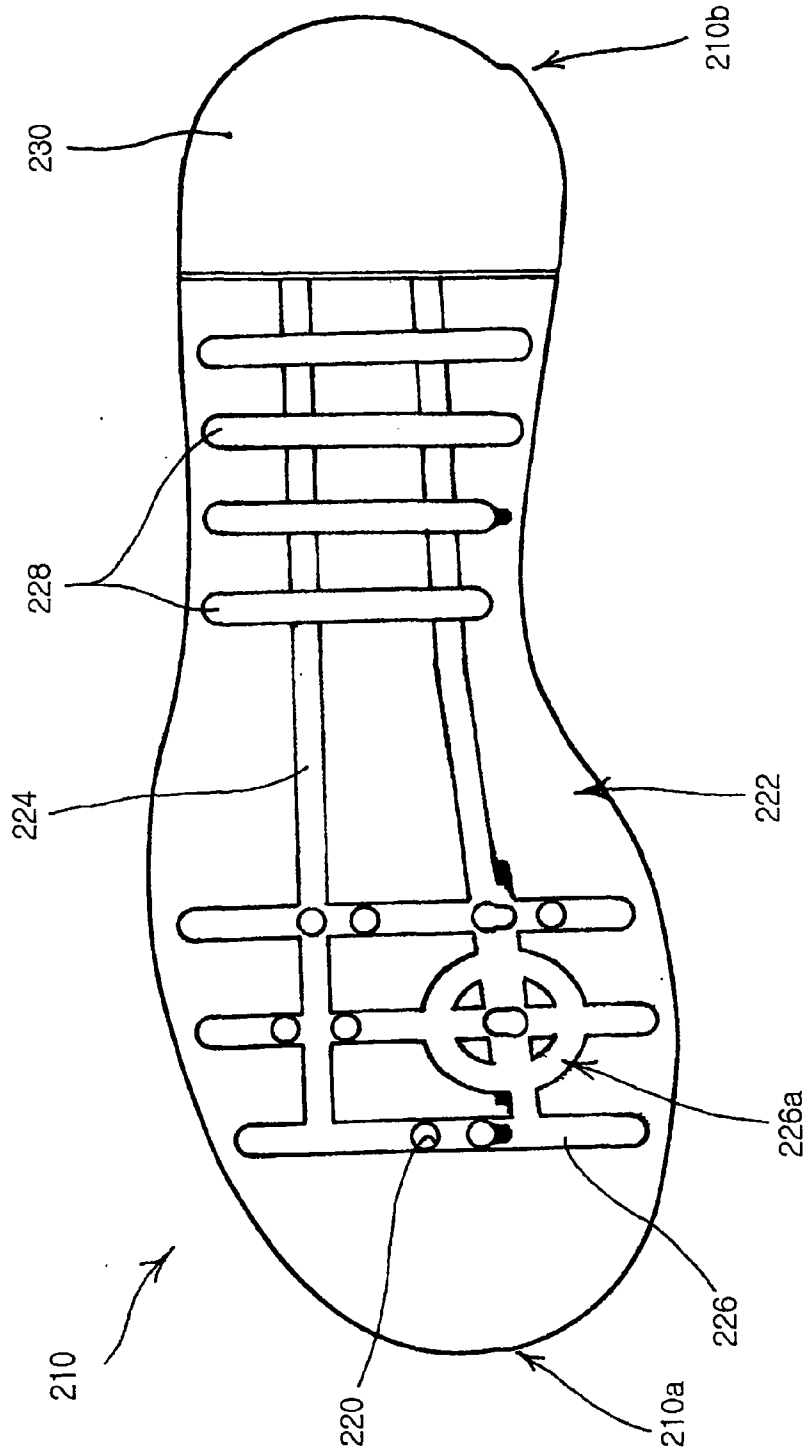


FIG. 5

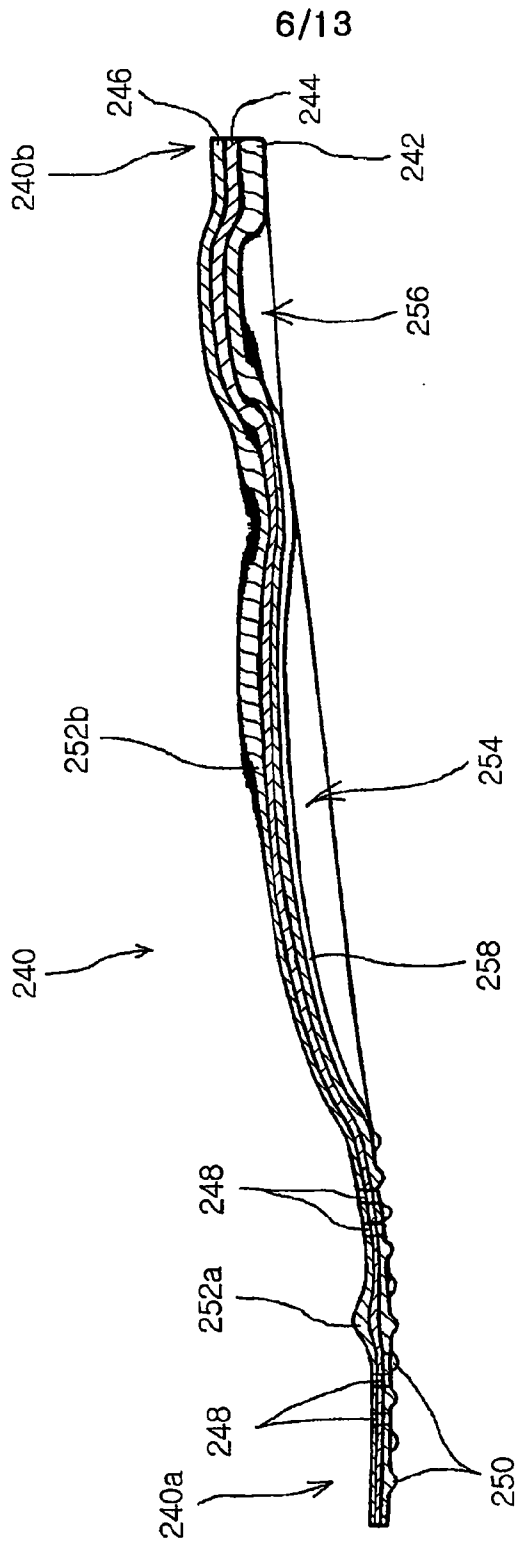


FIG. 6

7/13

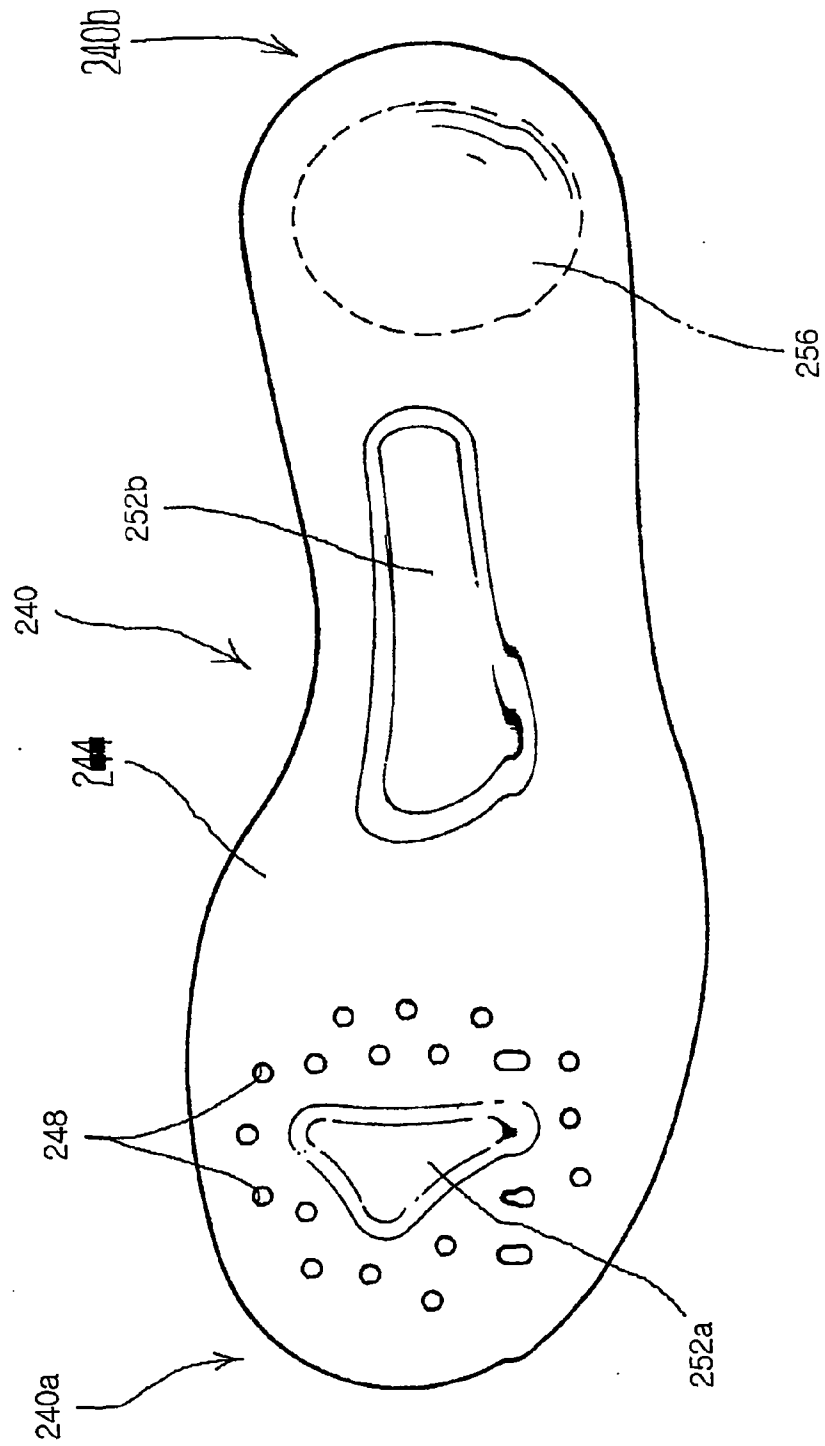


FIG. 7

8/1 3

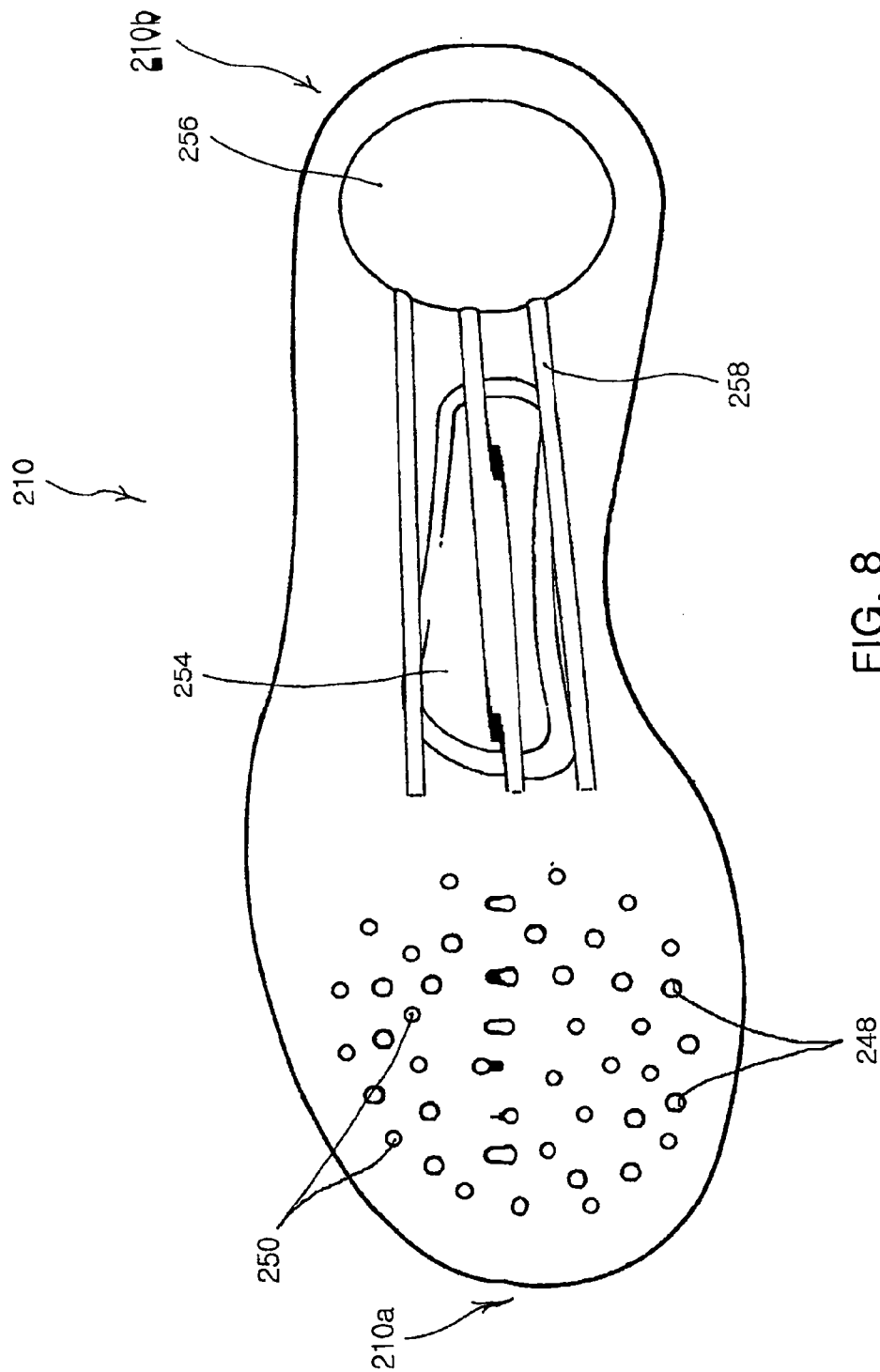


FIG. 8

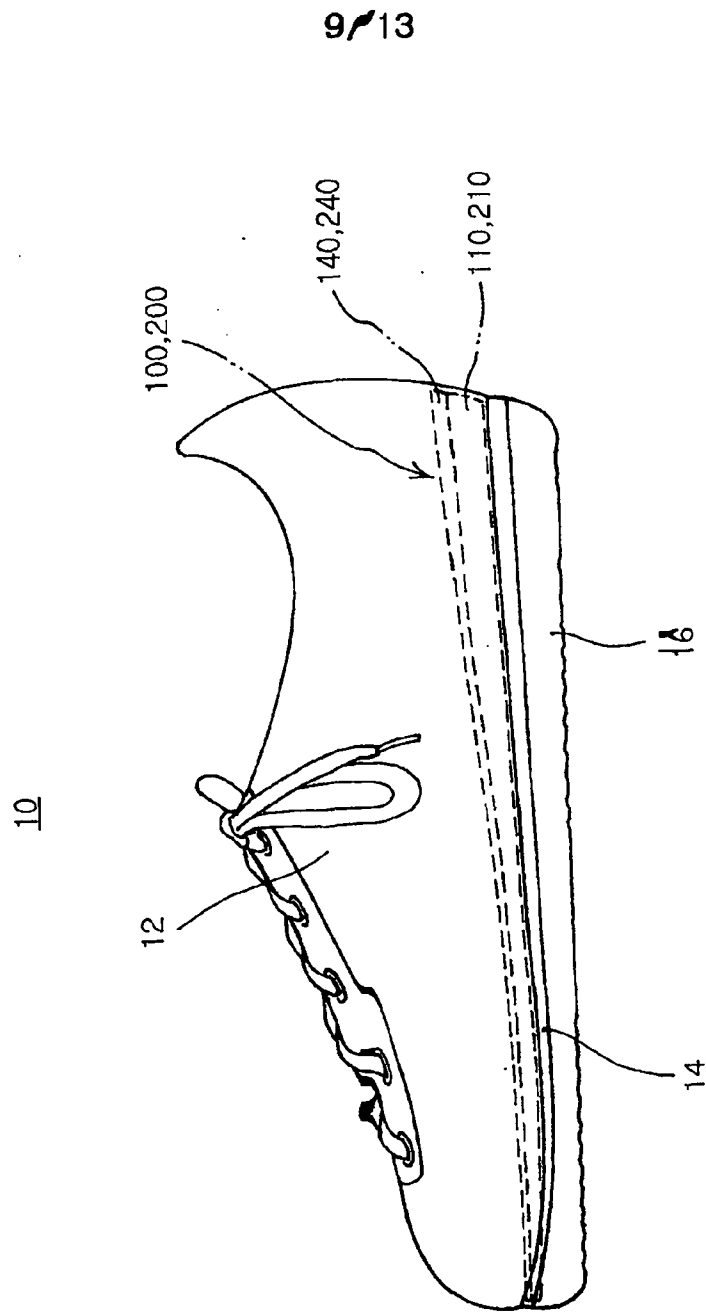


FIG. 9

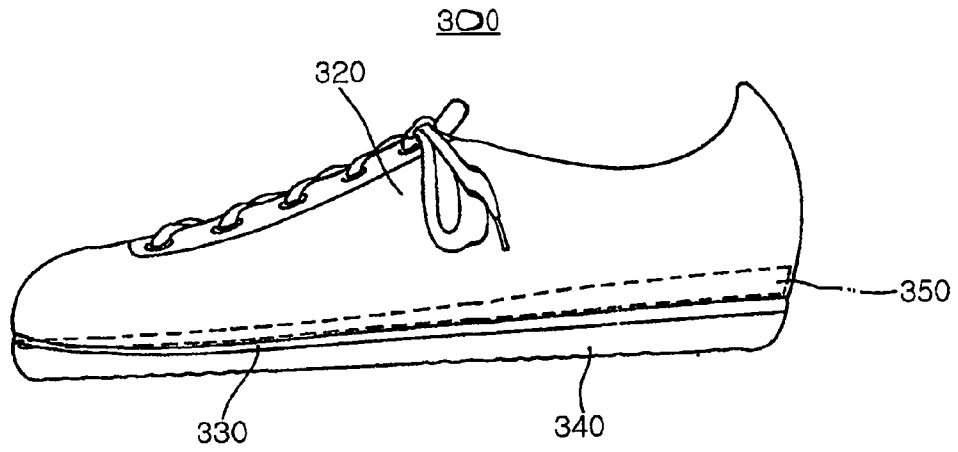


FIG. 10

11/13

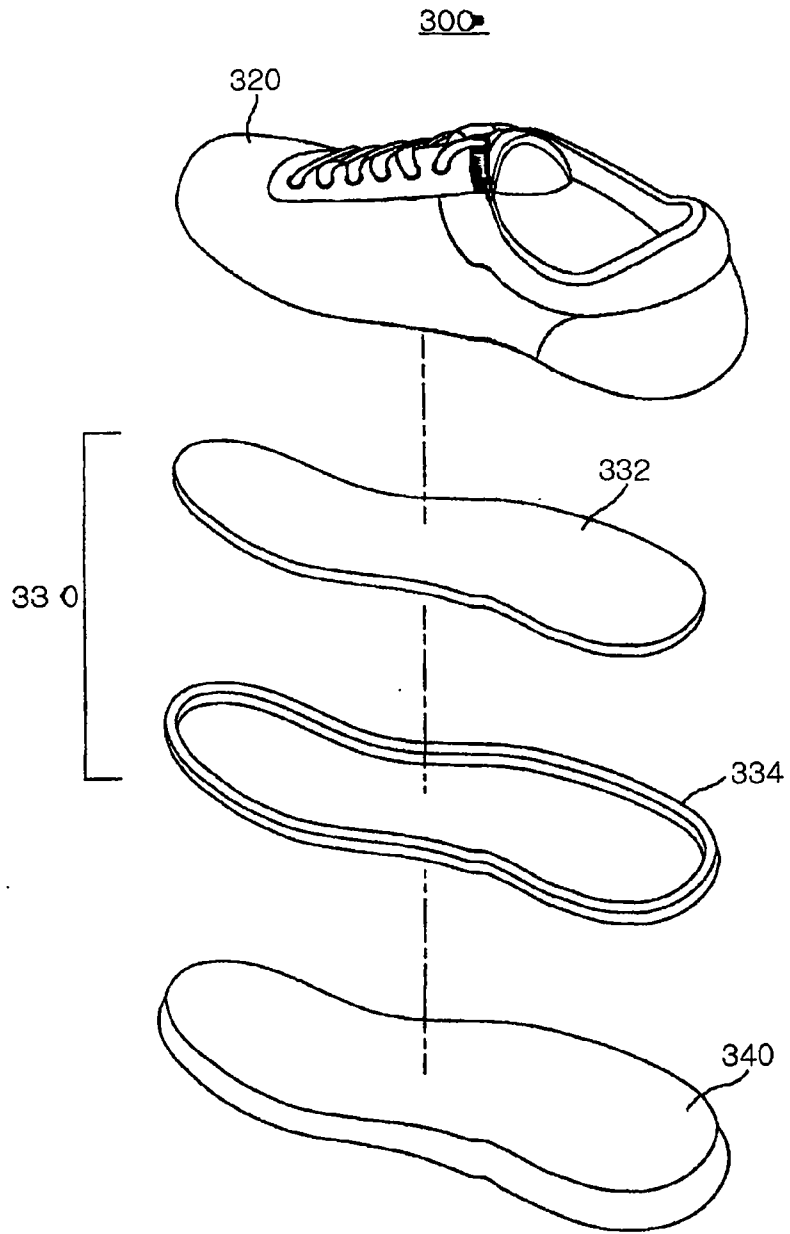


FIG. 11

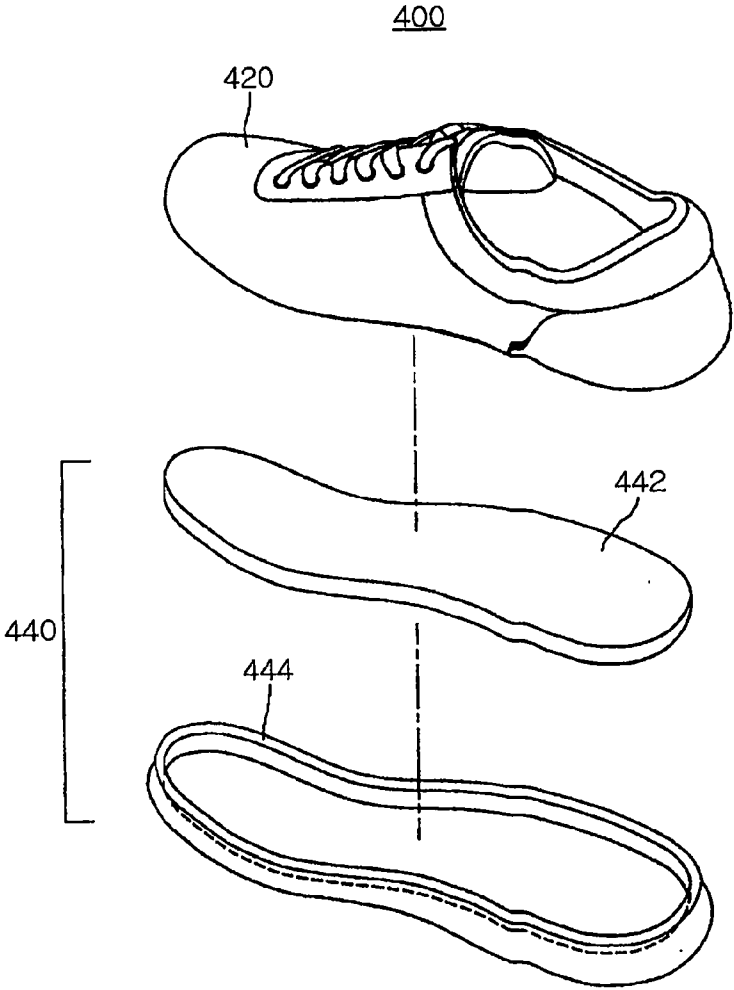


FIG. 12

13/13

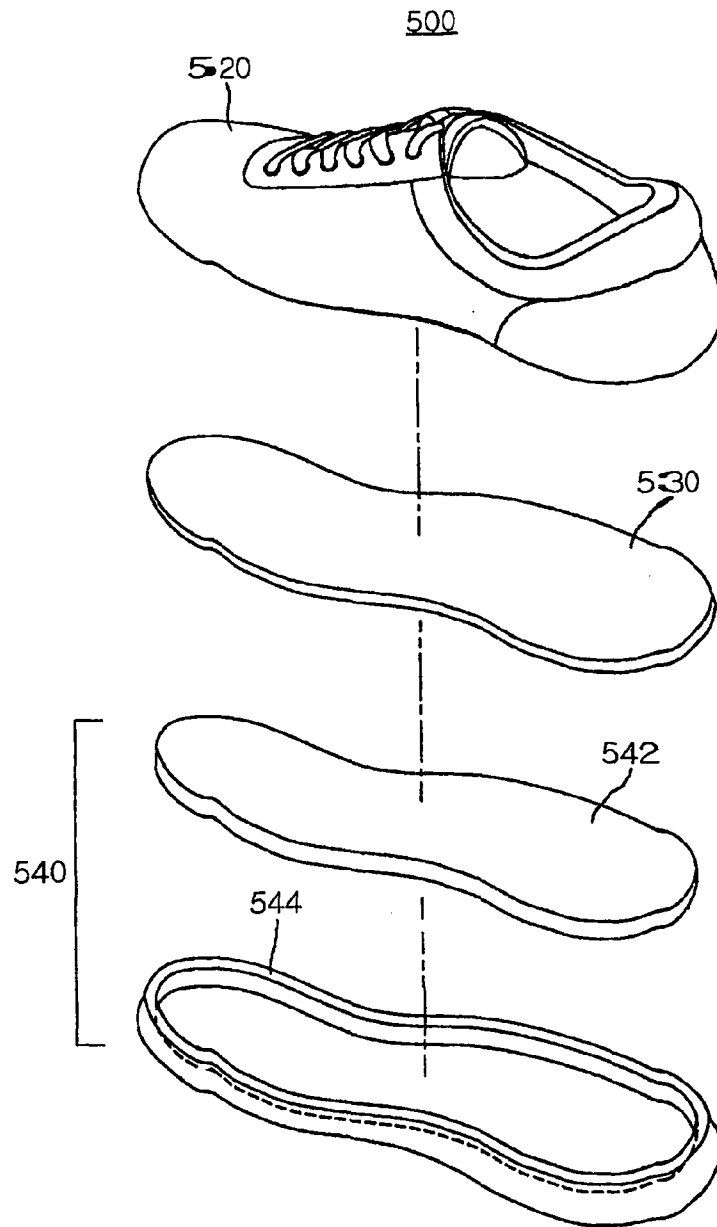


FIG. 13