



US00D728637S

(12) **United States Design Patent**  
**Kunz**

(10) **Patent No.:** **US D728,637 S**

(45) **Date of Patent:** **\*\* May 5, 2015**

(54) **TIP FOR A GROUND ENGAGING MACHINE IMPLEMENT**

(71) Applicant: **Caterpillar Inc.**, Peoria, IL (US)

(72) Inventor: **Phillip J. Kunz**, Morton, IL (US)

(73) Assignee: **Caterpillar Inc.**, Peoria, IL (US)

(\*\*) Term: **14 Years**

(21) Appl. No.: **29/462,285**

(22) Filed: **Aug. 1, 2013**

(51) **LOC (10) Cl.** ..... **15-03**

(52) **U.S. Cl.**  
USPC ..... **D15/29; D15/28**

(58) **Field of Classification Search**

USPC ..... D15/11, 28, 29; 37/456, 452, 450, 446,  
37/454, 449, 453, 455, 903; 403/379.5,  
403/DIG. 1; 111/152; 172/724, 730, 766,  
172/770, 771, 721, 713, 699, 772

See application file for complete search history.

(56) **References Cited**

U.S. PATENT DOCUMENTS

1,220,186 A	3/1917	Chambers
1,384,701 A	7/1921	McMonegal
1,571,782 A	2/1926	Andrews
1,856,930 A	5/1932	Robin
2,427,651 A	9/1947	Baer
D182,143 S	2/1958	Petersen
2,982,035 A	5/1961	Stephenson
3,019,537 A	2/1962	Stephenson
3,312,004 A	4/1967	Johnson
3,623,247 A	11/1971	Stepe
3,774,324 A	11/1973	Lafond
3,823,496 A	7/1974	Querci et al.
3,832,077 A	8/1974	Von Mehren
3,967,399 A	7/1976	Heinold et al.
4,052,802 A	10/1977	Moen et al.
4,086,966 A	5/1978	Lanz et al.
4,128,132 A	12/1978	Moen et al.

4,182,057 A	1/1980	Klett et al.
4,231,173 A	11/1980	Davis
4,516,340 A	5/1985	Laundry
4,761,900 A	8/1988	Emrich
4,776,113 A	10/1988	Bedford et al.

(Continued)

FOREIGN PATENT DOCUMENTS

CL	2068-1995	10/1996
CL	391-1998	11/1998

(Continued)

OTHER PUBLICATIONS

Caterpillar, Inc., Cat® K Series™ Tooth Systems, brochure (4 pages), 2006.

(Continued)

*Primary Examiner* — Mark Goodwin

(74) *Attorney, Agent, or Firm* — Saidman DesignLaw Group, LLC

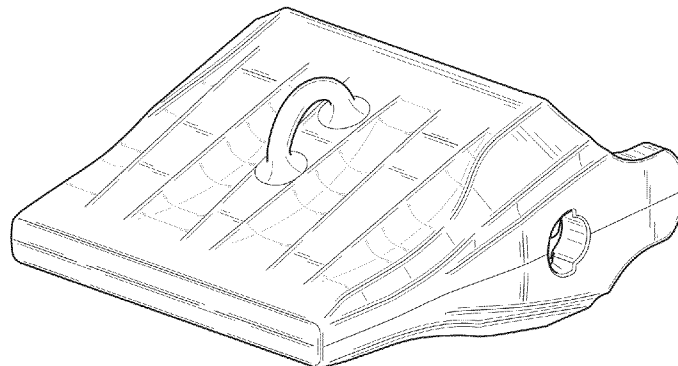
(57) **CLAIM**

The ornamental design for a tip for a ground engaging machine implement, as shown and described.

**DESCRIPTION**

FIG. 1 is an upper, right-side perspective view of a tip for a ground engaging machine implement showing my new design;  
FIG. 2 is a front view thereof;  
FIG. 3 is a rear view thereof;  
FIG. 4 is a right side view thereof, the left side view being a mirror image thereof;  
FIG. 5 is a top view thereof;  
FIG. 6 is a bottom view thereof; and,  
FIG. 7 is a bottom, right side perspective view thereof.  
The relatively light and dark shade lines indicate contour and not surface decoration.

**1 Claim, 5 Drawing Sheets**



(56)

References Cited

U.S. PATENT DOCUMENTS

4,848,013 A 7/1989 Bowman et al.  
 4,918,843 A 4/1990 Kieseewetter et al.  
 4,965,945 A 10/1990 Emrich  
 5,205,057 A 4/1993 Garman  
 D336,476 S 6/1993 Garman  
 D339,592 S 9/1993 Johansson  
 5,272,824 A \* 12/1993 Cornelius ..... 37/458  
 5,386,653 A 2/1995 Cornelius  
 5,423,138 A 6/1995 Livesay et al.  
 D365,577 S 12/1995 Ruvang  
 5,561,925 A 10/1996 Livesay  
 5,634,285 A 6/1997 Renski  
 5,709,043 A 1/1998 Jones et al.  
 5,743,033 A 4/1998 Gegel  
 5,806,216 A 9/1998 Renski  
 5,896,911 A 4/1999 Gegel  
 D413,338 S 8/1999 Pueyo Molina  
 D414,193 S 9/1999 Launder et al.  
 5,983,534 A 11/1999 Robinson et al.  
 5,992,063 A 11/1999 Mack  
 6,085,448 A 7/2000 Gale et al.  
 6,092,958 A 7/2000 Gale  
 6,145,224 A 11/2000 Stickling  
 6,321,471 B2 11/2001 Fernandez Muñoz et al.  
 D454,891 S 3/2002 Ketting et al.  
 D458,614 S 6/2002 Esterhuysen et al.  
 D460,464 S 7/2002 Ketting et al.  
 D461,832 S 8/2002 Ketting et al.  
 6,457,269 B1 10/2002 Esterhuysen et al.  
 6,477,796 B1 11/2002 Cornelius  
 6,865,828 B1 3/2005 Molino et al.  
 6,871,426 B2 \* 3/2005 Keech et al. .... 37/456  
 7,100,315 B2 9/2006 Carpenter et al.  
 7,219,454 B2 \* 5/2007 Maher ..... 37/456  
 D552,632 S 10/2007 De Martiis  
 D560,232 S 1/2008 De Martiis  
 7,762,015 B2 7/2010 Smith et al.  
 D624,943 S 10/2010 Gibbon  
 8,117,772 B2 2/2012 Harder et al.  
 8,122,622 B2 2/2012 Smith et al.  
 8,127,475 B2 3/2012 Harder et al.  
 8,170,756 B2 5/2012 Morey et al.  
 8,229,631 B2 7/2012 Morey et al.  
 8,393,097 B2 3/2013 Harder et al.  
 2002/0195259 A1 12/2002 Satzler  
 2004/0010949 A1 1/2004 Laguarda et al.  
 2007/0204490 A1 \* 9/2007 Jones et al. .... 37/452  
 2008/0148608 A1 6/2008 Harder et al.  
 2008/0201997 A1 \* 8/2008 Armstrong ..... 37/457  
 2009/0282711 A1 \* 11/2009 Naher et al. .... 37/455  
 2011/0035970 A1 2/2011 Smith et al.  
 2011/0035971 A1 2/2011 Smith et al.  
 2011/0035972 A1 2/2011 Harder et al.  
 2012/0186113 A1 7/2012 Harder et al.  
 2012/0210612 A1 8/2012 Harder et al.  
 2012/0297649 A1 11/2012 Gomar

FOREIGN PATENT DOCUMENTS

CL 1193-1999 9/1999  
 CL 223-1999 11/1999  
 CL 1457-1999 11/1999

CL 1583-1999 6/2000  
 CL 2671-2005 7/2006  
 CL 3115-2005 9/2006  
 CL 3116-2005 9/2006  
 CL 173-2008 8/2008  
 CL 174-2008 8/2008  
 CL 2524-2008 1/2009  
 CL 1764-2008 7/2009  
 CL 618-2010 11/2010  
 CL 739-2010 12/2010  
 CL 291-2012 11/2012  
 EM 0000890999-0001-0003 10/2003  
 EM 000877477-0001-0009 1/2008  
 EM 000895396-0001-0015 3/2008  
 GB 1049195 3/1988  
 GB 1050103 4/1988  
 GB 2010025 4/1990  
 GB 2010026 4/1990  
 GB 2057051 12/1995  
 GB 2057052 12/1995  
 GB 2057053 12/1995  
 GB 2060104 4/1996  
 GB 2060105 4/1996  
 GB 2057055 5/1996  
 GB 2091441 10/1999  
 GB 2091502 10/1999  
 GB 2095654 3/2000  
 GB 2097590 3/2000  
 GB 2097591 4/2000  
 GB 2097592 4/2000  
 GB 2097593 5/2000  
 GB 2104929 3/2001  
 GB 2106421 4/2001

OTHER PUBLICATIONS

Hensley Industries, Inc., Extreme Service™, Specification Guide, Mining Teeth and Adapters, (XS85-XS342 Series, TS922-TS1222 Series, XSC12 and XSC127, Mar. 2011, (31 pages).  
 ESCO® Corp., Nemisys®, Mining Lip System, © 2013 (5 pages).  
 ESCO® Corp., ESCO Posilok® Plus Mining Tooth System, © 2009 (4 pages).  
 Utility U.S. Appl. No. 13/956,538, filed Aug. 1, 2013.  
 Design U.S. Appl. No. 29/403,594 of William J. Renski et al., entitled "Adapter for a Ground Engaging Machine Implement" filed Oct. 7, 2011, and Preliminary Amendment filed Jan. 17, 2013.  
 Design U.S. Appl. No. 29/403,592 of William J. Renski et al., entitled "Tip for a Ground Engaging Machine Implement" filed Oct. 7, 2011, and Preliminary Amendment filed Jan. 25, 2013.  
 Design U.S. Appl. No. 29/403,595 of William J. Renski et al., entitled "Tip for a Ground Engaging Machine Implement" filed Oct. 7, 2011, and Preliminary Amendment filed Jan. 15, 2013.  
 Design U.S. Appl. No. 29/403,598 of William J. Renski et al., entitled "Tip for a Ground Engaging Machine Implement" filed Oct. 7, 2011, and Preliminary Amendment filed Jan. 17, 2013.  
 Design U.S. Appl. No. 29/403,600 of William J. Renski et al., entitled "Tip for a Ground Engaging Machine Implement" filed Oct. 7, 2011, and Preliminary Amendment filed Jan. 17, 2013.  
 Design U.S. Appl. No. Application No. 29/462,281 of Phillip J. Kunz entitled "Coupler and Tip for a Ground Engaging Machine Implement" filed Aug. 1, 2013.  
 Design U.S. Appl. No. 29/462,274 of Phillip J. Kunz entitled "Coupler for a Ground Engaging Machine Implement" filed Aug. 1, 2013.

\* cited by examiner

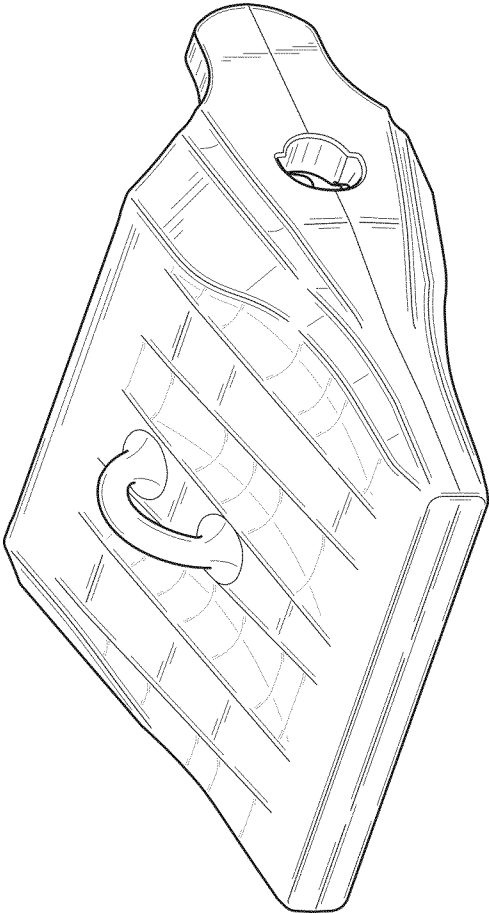


Fig. 1

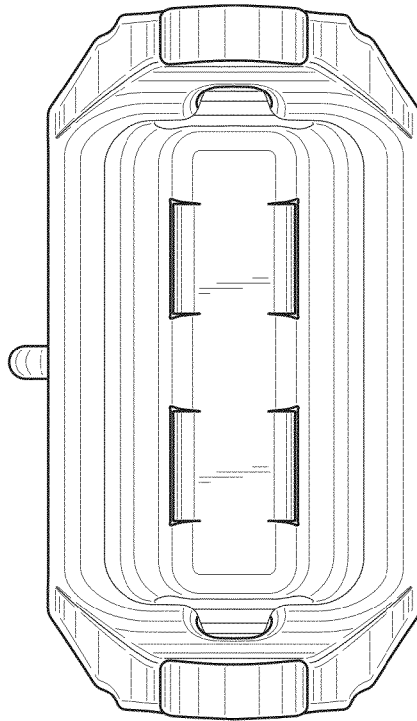


Fig. 3

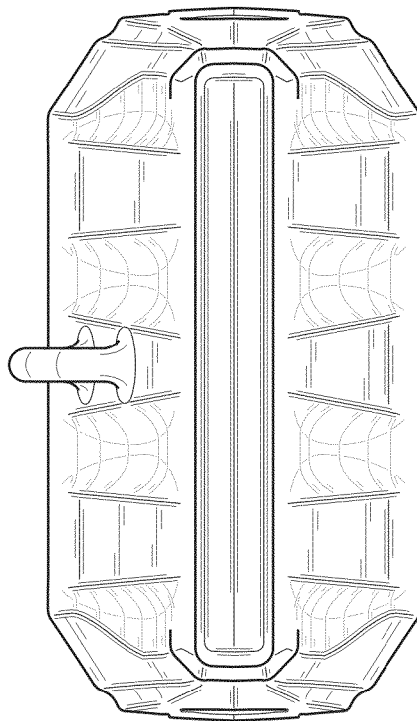
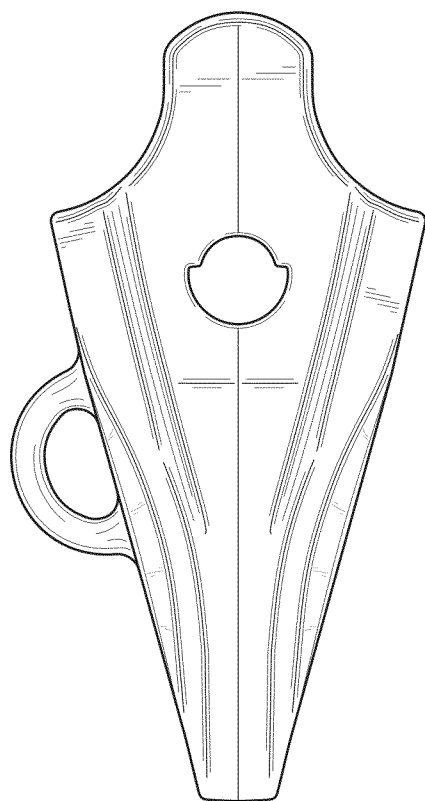


Fig. 2



*Fig. 4*

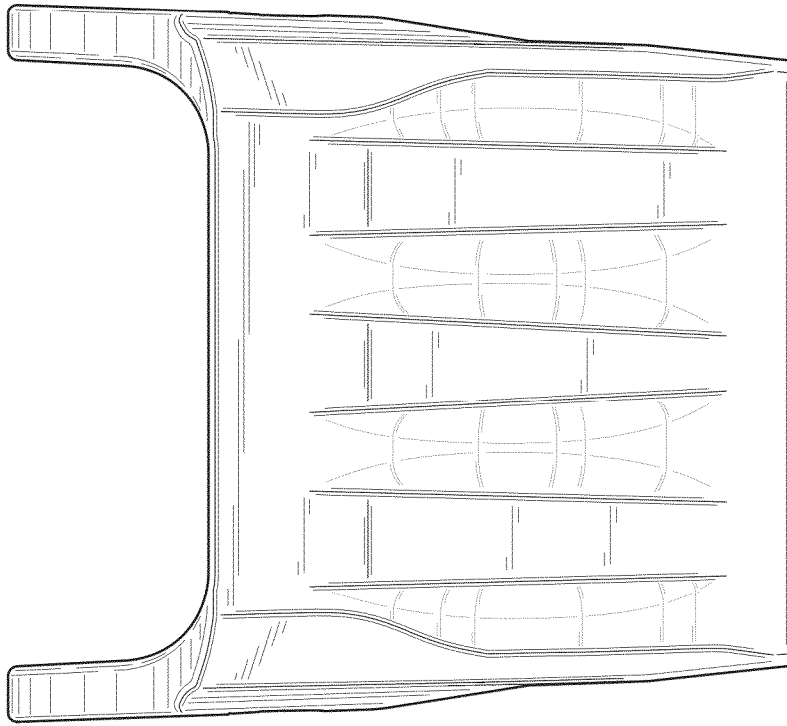


Fig. 6

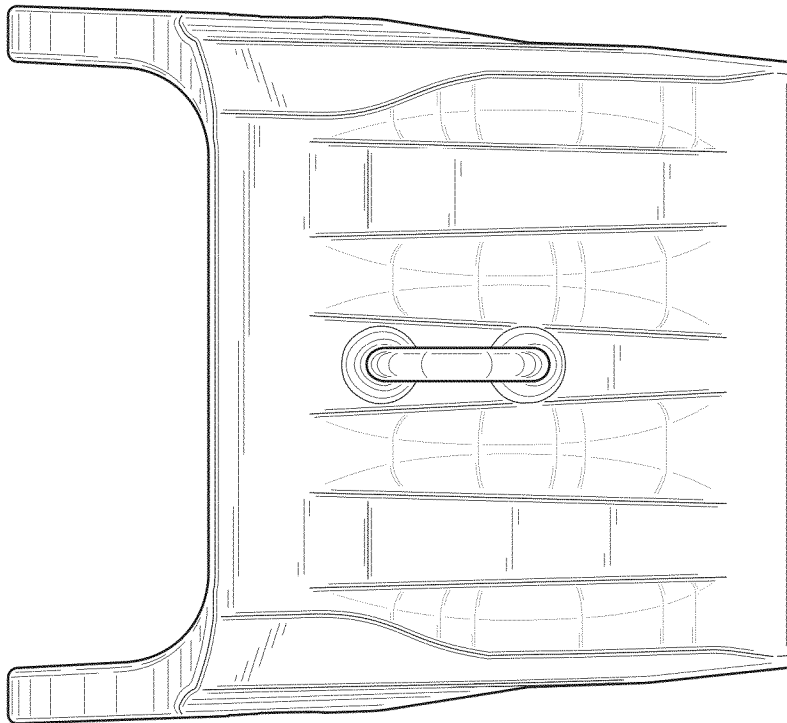


Fig. 5

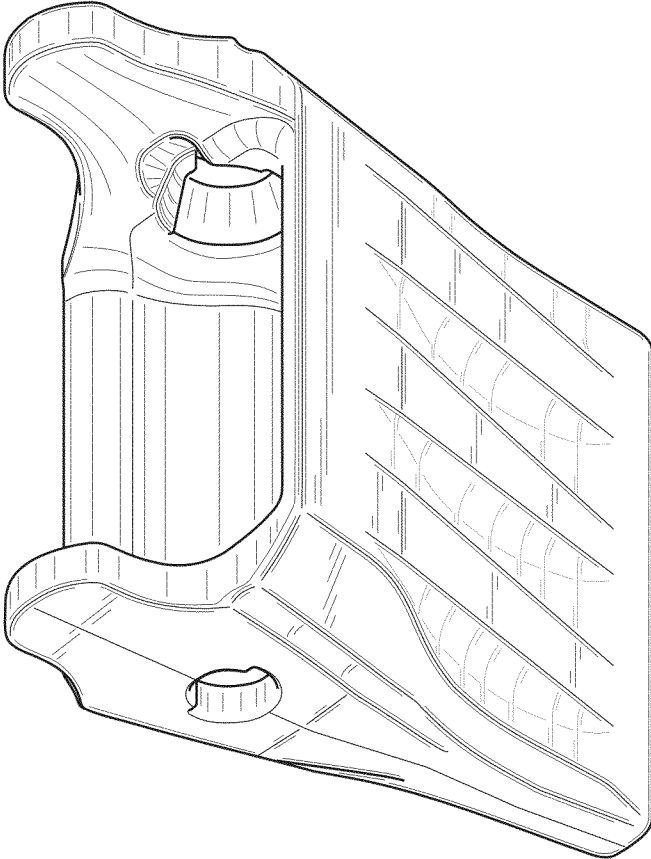


Fig. 7