



US00D595260S

(12) **United States Design Patent**
Takahata

(10) **Patent No.:** **US D595,260 S**

(45) **Date of Patent:** **** Jun. 30, 2009**

(54) **INTERPHONE**

(75) Inventor: **Koutarou Takahata**, Nagoya (JP)

(73) Assignee: **Aiphone Co., Ltd.**, Nagoya-Shi (JP)

(**) Term: **14 Years**

(21) Appl. No.: **29/319,551**

(22) Filed: **Jun. 11, 2008**

(51) **LOC (9) Cl.** **14-03**

(52) **U.S. Cl.** **D14/159**

(58) **Field of Classification Search** D14/162,
D14/159, 130, 158, 142; D13/177; 713/182;
455/575.2; 379/176, 167.14, 167.05, 156,
379/155; 348/156; 340/326
See application file for complete search history.

(56) **References Cited**

U.S. PATENT DOCUMENTS

D394,656 S *	5/1998	Kato et al.	D14/159
D469,420 S *	1/2003	Parsadayan	D14/159
D491,551 S *	6/2004	Matsui et al.	D14/159
D505,127 S *	5/2005	Yoshida et al.	D14/159
D509,820 S *	9/2005	Yoshida et al.	D14/159
D519,100 S *	4/2006	Shioya et al.	D14/159
D520,488 S *	5/2006	Fabrizi	D14/159
D522,490 S *	6/2006	Yukikado et al.	D14/159
D531,160 S *	10/2006	Yukikado et al.	D14/159

D535,268 S *	1/2007	Holger	D14/130
D561,733 S *	2/2008	Reeves et al.	D14/159
D561,734 S *	2/2008	Yamada et al.	D14/159
D562,306 S *	2/2008	Jeong et al.	D14/159

* cited by examiner

Primary Examiner—Cathron C Brooks

Assistant Examiner—Austin Murphy

(74) *Attorney, Agent, or Firm*—Burr & Brown

(57) **CLAIM**

The ornamental design for an interphone, as shown and described.

DESCRIPTION

FIG. 1 is front perspective view of an interphone illustrating my new design;

FIG. 2 a front elevational view thereof;

FIG. 3 is a rear elevational view thereof;

FIG. 4 is a left side elevational view thereof;

FIG. 5 is a right side elevational view thereof;

FIG. 6 is a top plan view thereof; and,

FIG. 7 is a bottom plan view thereof.

The broken lines shown in FIG. 3 form no part of the claimed design.

1 Claim, 6 Drawing Sheets

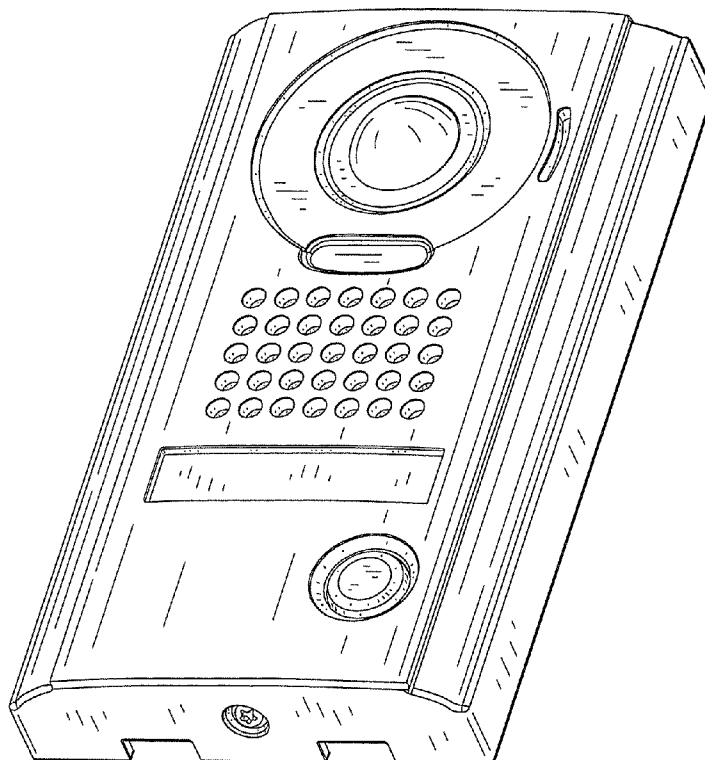


FIG. 1

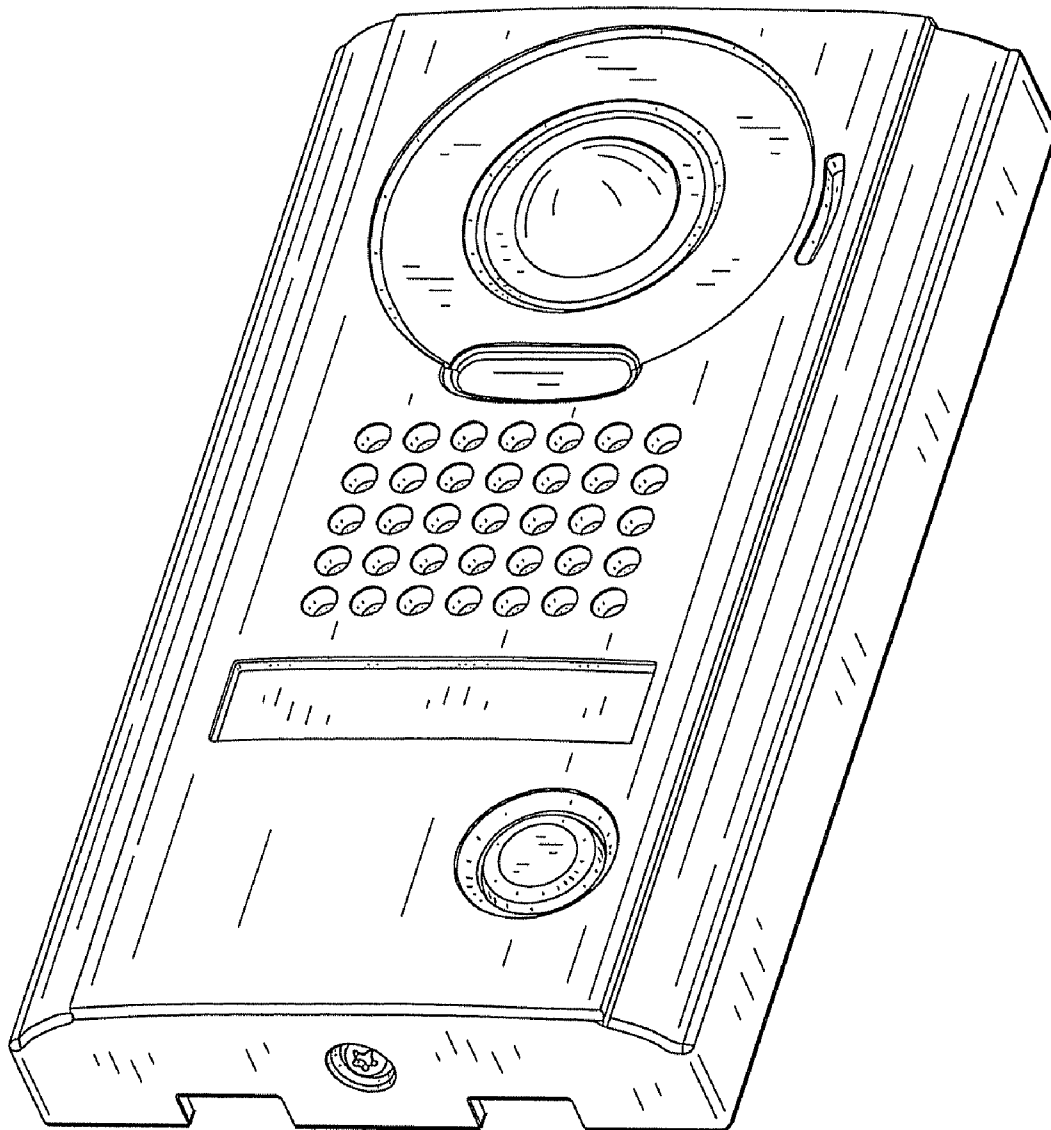


FIG. 2

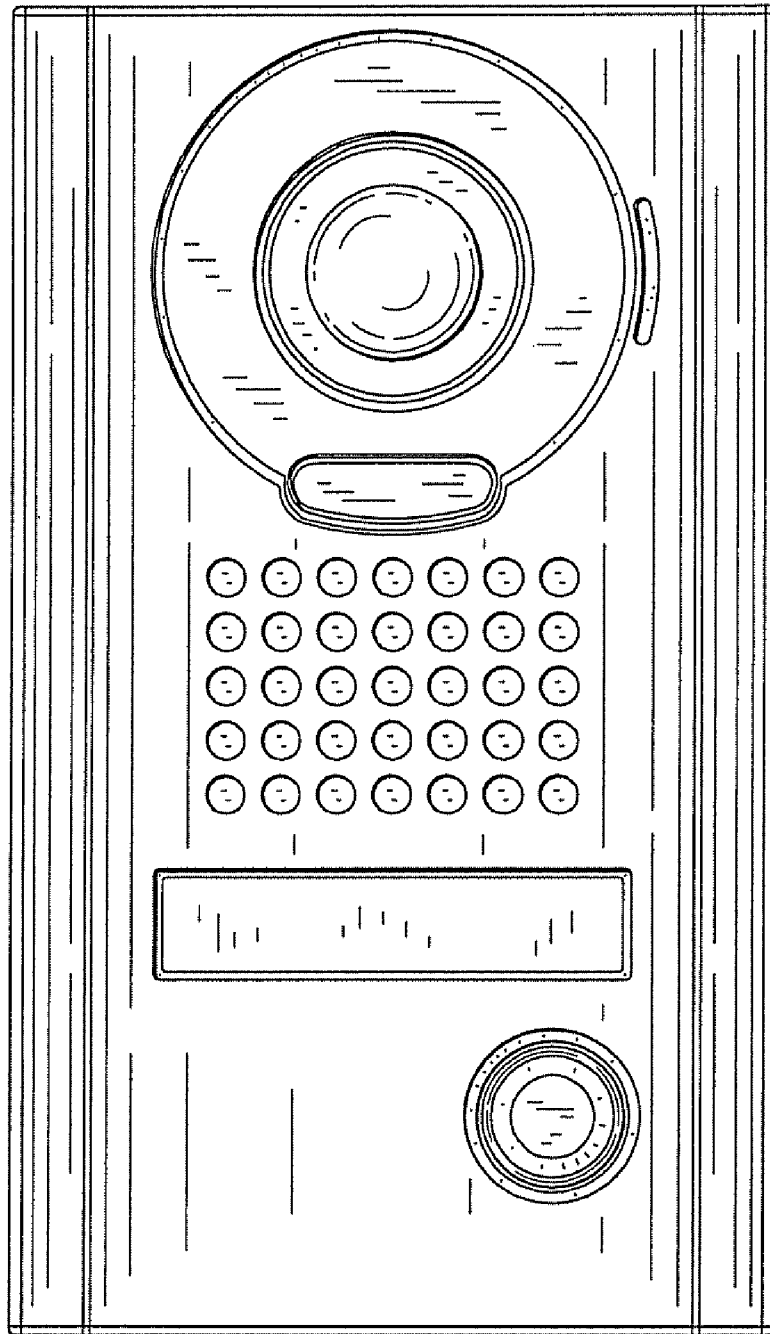


FIG. 3




FIG. 4




FIG. 5




FIG. 6

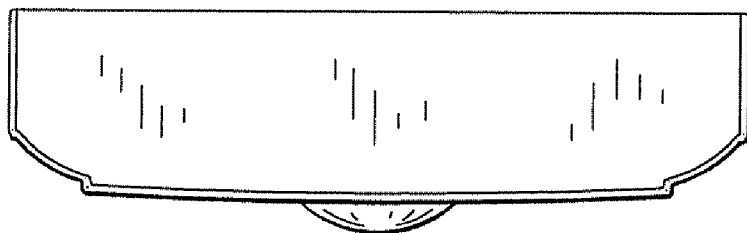


FIG. 7

