



US00D811136S

(12) **United States Design Patent**  
**Nelson et al.**

(10) **Patent No.:** **US D811,136 S**  
(45) **Date of Patent:** **\*\* Feb. 27, 2018**

- (54) **DISPLAY RACK**
- (71) Applicant: **Pacon Corporation**, Appleton, WI (US)
- (72) Inventors: **Lori Nelson**, Duluth, MN (US); **Steve Schueller**, Neenah, WI (US); **Christopher Dukat**, Duluth, GA (US)
- (73) Assignee: **Pacon Corporation**, Appleton, WI (US)
- (\*\*) Term: **15 Years**
- (21) Appl. No.: **29/548,220**

5,484,064	A	1/1996	Melichar	
5,755,340	A	5/1998	Weingartner	
D584,078	S *	1/2009	Weigand	D6/672
D622,083	S *	8/2010	Linder	D6/679
8,464,879	B2	6/2013	Black, Jr. et al.	
D722,242	S *	2/2015	Feldman	D6/672
D754,994	S *	5/2016	Jordan	D6/678
2004/0000527	A1	1/2004	Repisky	
2009/0188873	A1	7/2009	Robbins, III	

- (22) Filed: **Dec. 11, 2015**
- (51) **LOC (11) Cl.** ..... **06-06**
- (52) **U.S. Cl.**  
USPC ..... **D6/678**
- (58) **Field of Classification Search**  
USPC ..... D6/672, 678, 682, 682.1, 682.2, 512;  
D5/99  
CPC ..... A47B 53/00; A47B 63/00; A47F 7/0042;  
A47F 7/16; B25H 3/04; B65G 3/00  
See application file for complete search history.

(56) **References Cited**

**U.S. PATENT DOCUMENTS**

3,365,067	A	1/1968	Miller et al.	
D264,783	S *	6/1982	Wahl	D6/682.2
4,609,112	A	9/1986	Belanger et al.	
D303,462	S *	9/1989	Schouten	D6/657
D306,541	S *	3/1990	Krautsack	D6/515
5,295,590	A	3/1994	Feer	

**OTHER PUBLICATIONS**

Katz Image, 2011.

\* cited by examiner

*Primary Examiner* — Kelley Donnelly

(74) *Attorney, Agent, or Firm* — Boyle Fredrickson, S.C.

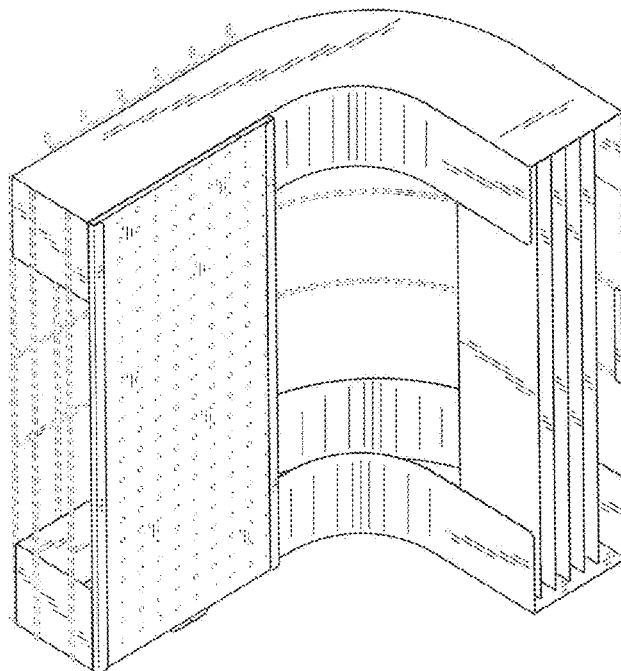
(57) **CLAIM**

The ornamental design for a display rack, as shown and described.

**DESCRIPTION**

FIG. 1 is a front isometric view of a first embodiment of a display rack in accordance with our new design;  
 FIG. 2 is a rear isometric view thereof;  
 FIG. 3 is a front elevation view thereof;  
 FIG. 4 is a rear elevation view thereof;  
 FIG. 5 is a left side elevation view thereof;  
 FIG. 6 is a right side elevation view thereof;  
 FIG. 7 is a top plan view thereof; and,  
 FIG. 8 is a bottom plan view thereof.  
 The broken lines depict environmental subject matter only and form no part of the claimed design.

**1 Claim, 8 Drawing Sheets**



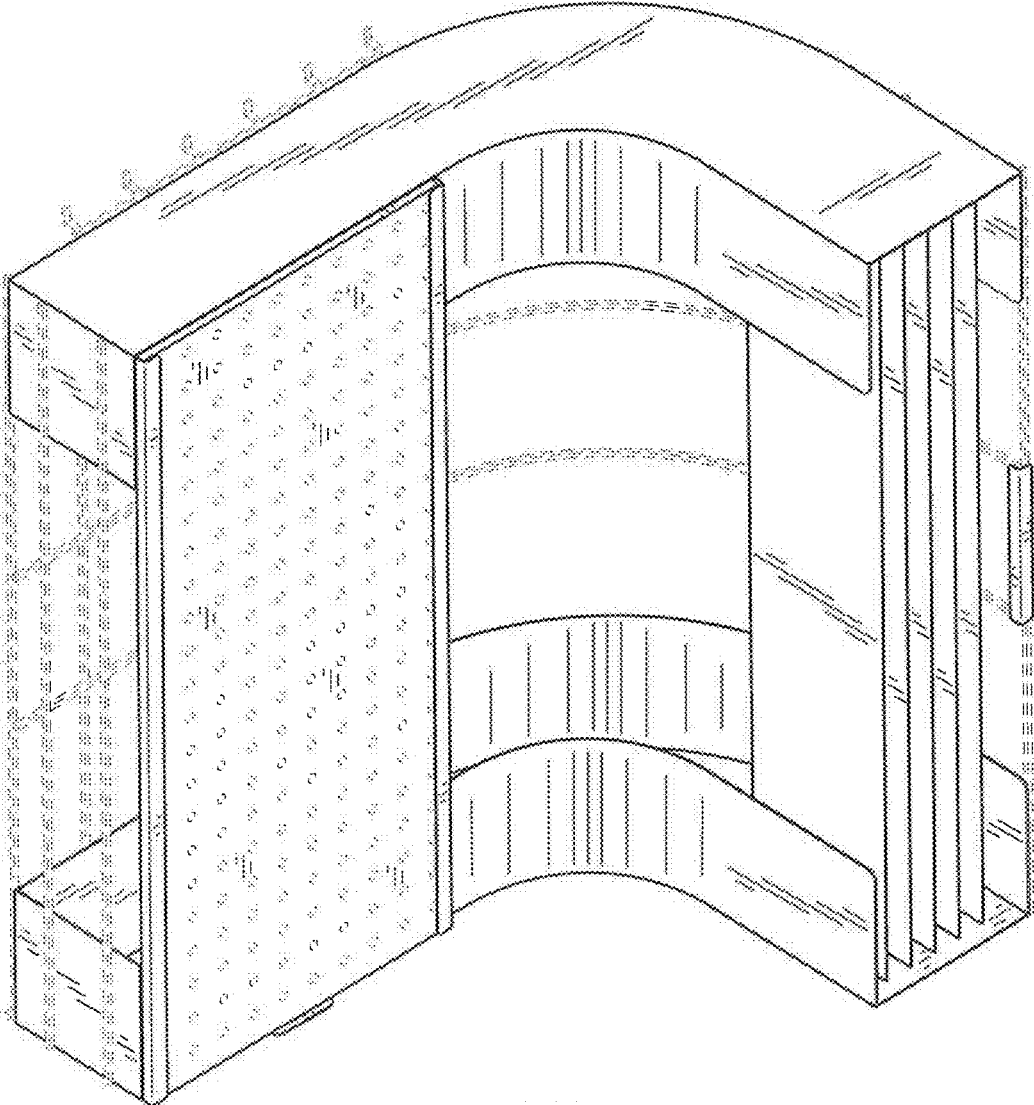


FIG. 1

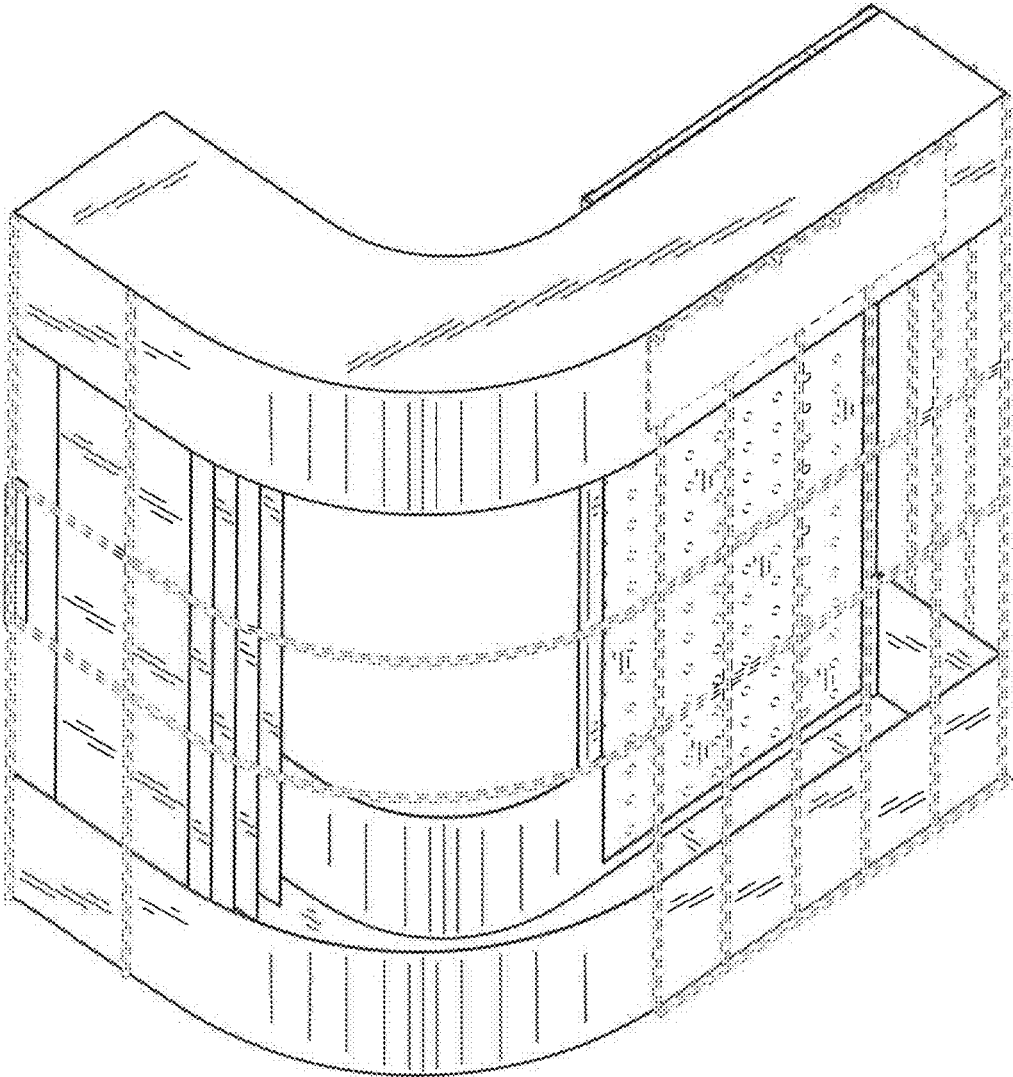


FIG. 2

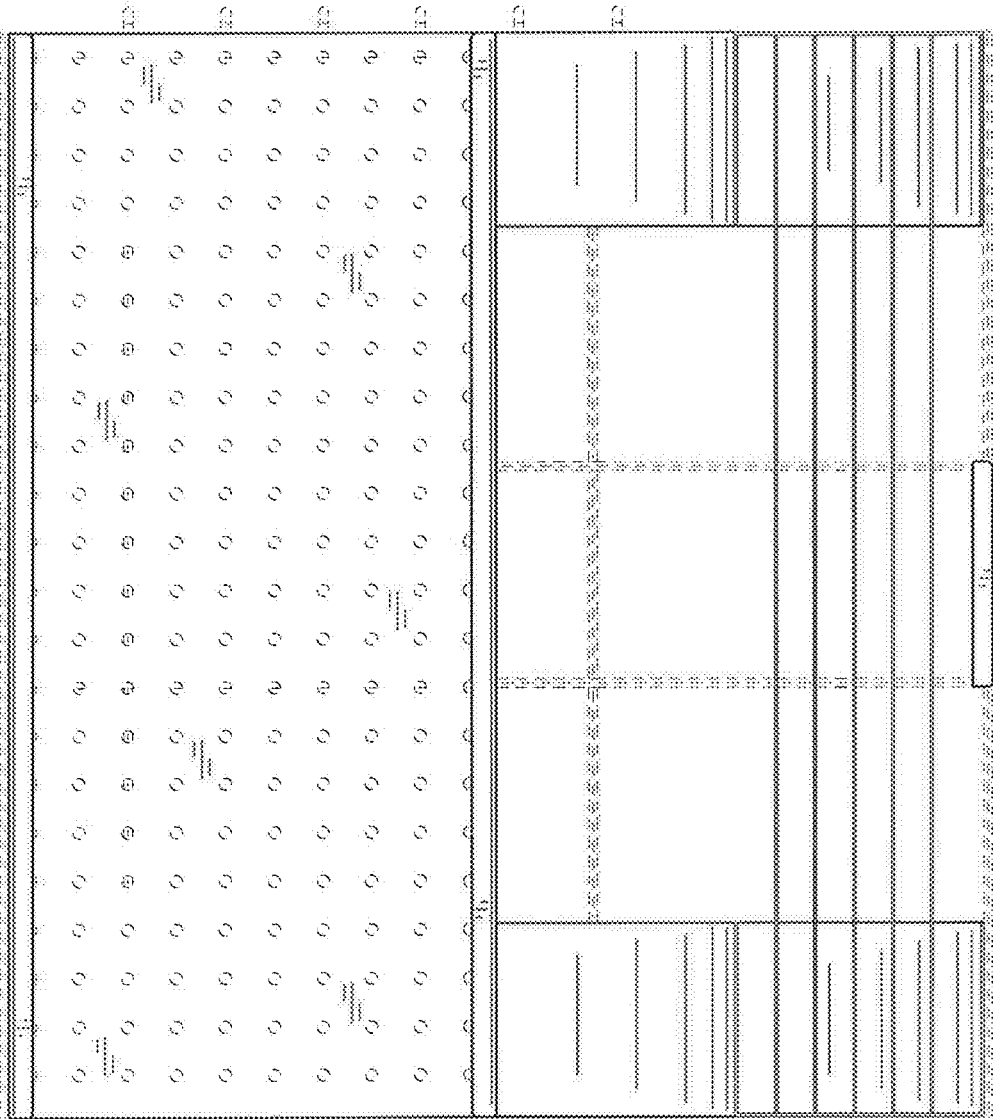


FIG. 3




FIG. 4

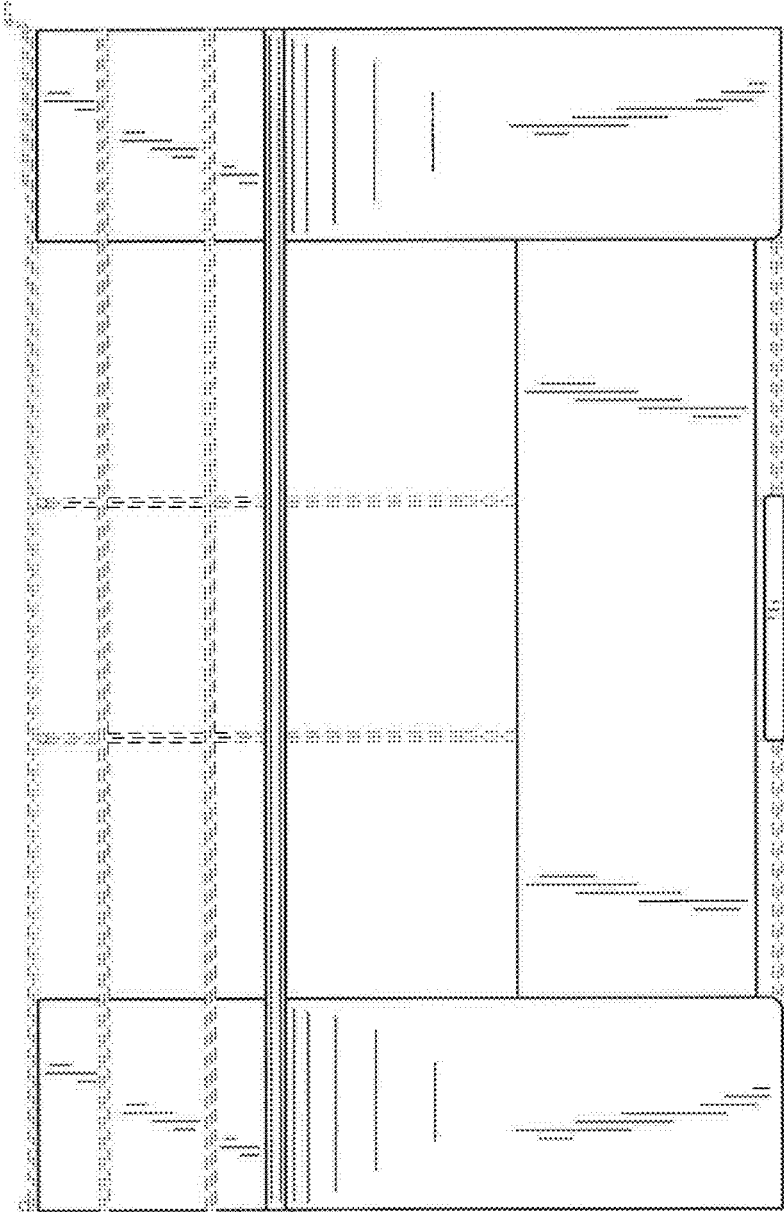


FIG. 5

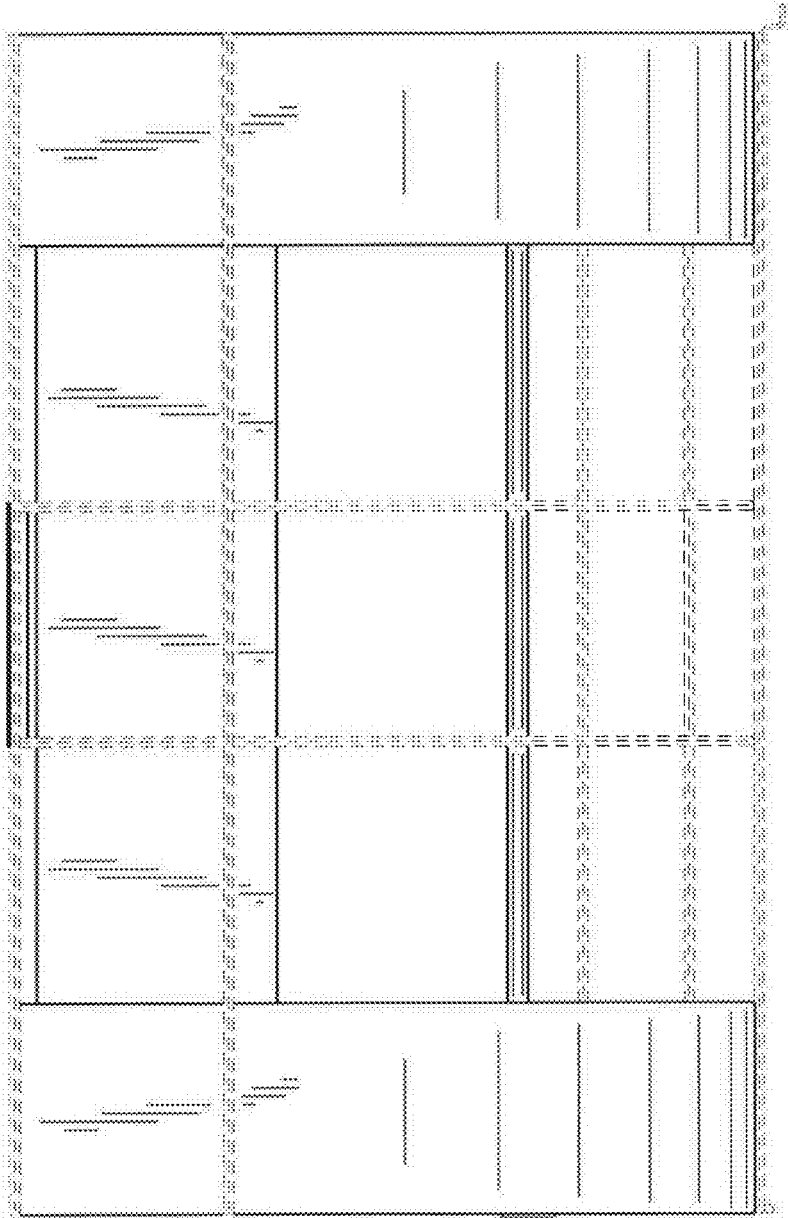


FIG. 6

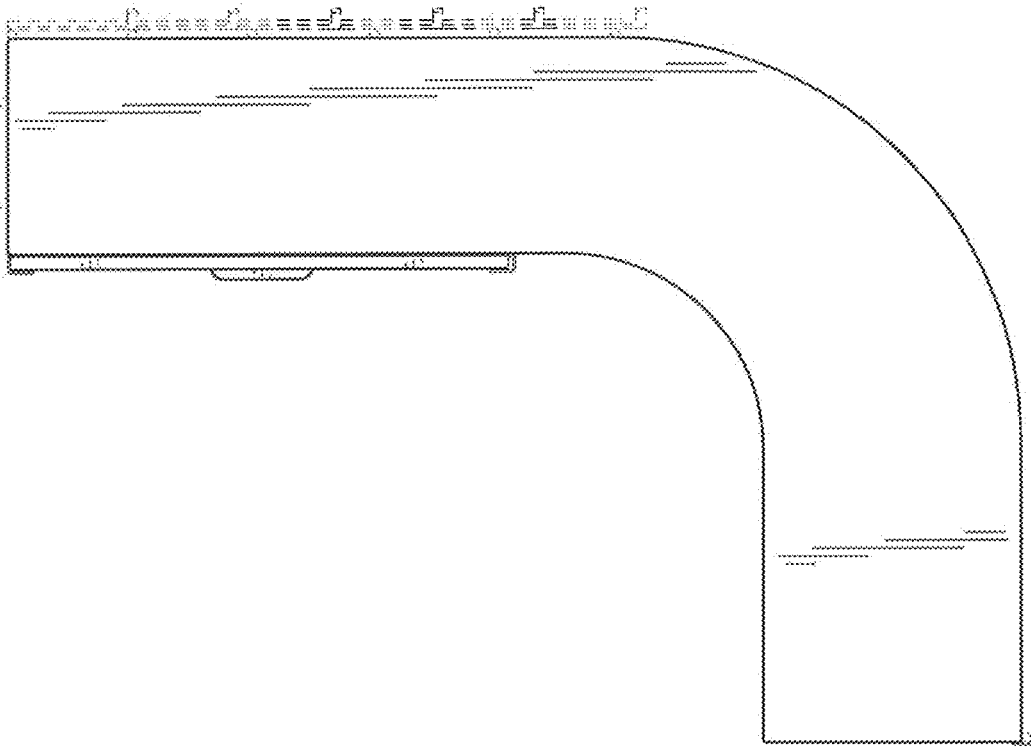


FIG. 7



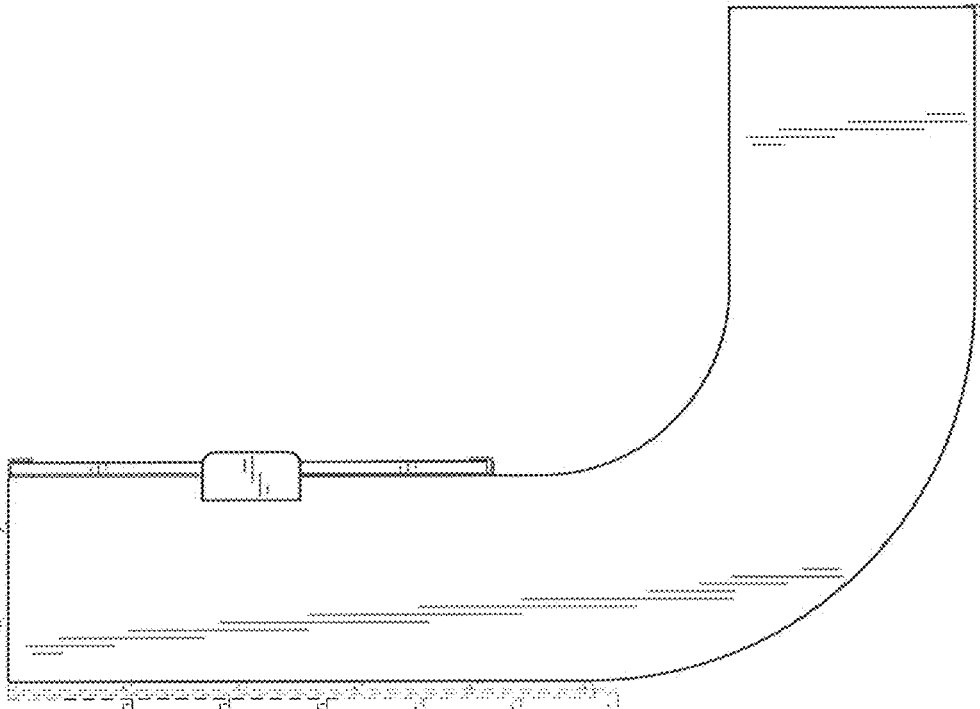


FIG. 8