



US 20140004771A1

(19) **United States**

(12) **Patent Application Publication**  
**OLUMIDE**

(10) **Pub. No.: US 2014/0004771 A1**

(43) **Pub. Date: Jan. 2, 2014**

(54) **STRAPLESS BRA FOR SUSPENDING BREASTS OF WOMEN**

(52) **U.S. Cl.**  
USPC ..... 450/59

(76) Inventor: **OLUMUYIWA OLUMIDE, TOWSON, MD (US)**

(57) **ABSTRACT**

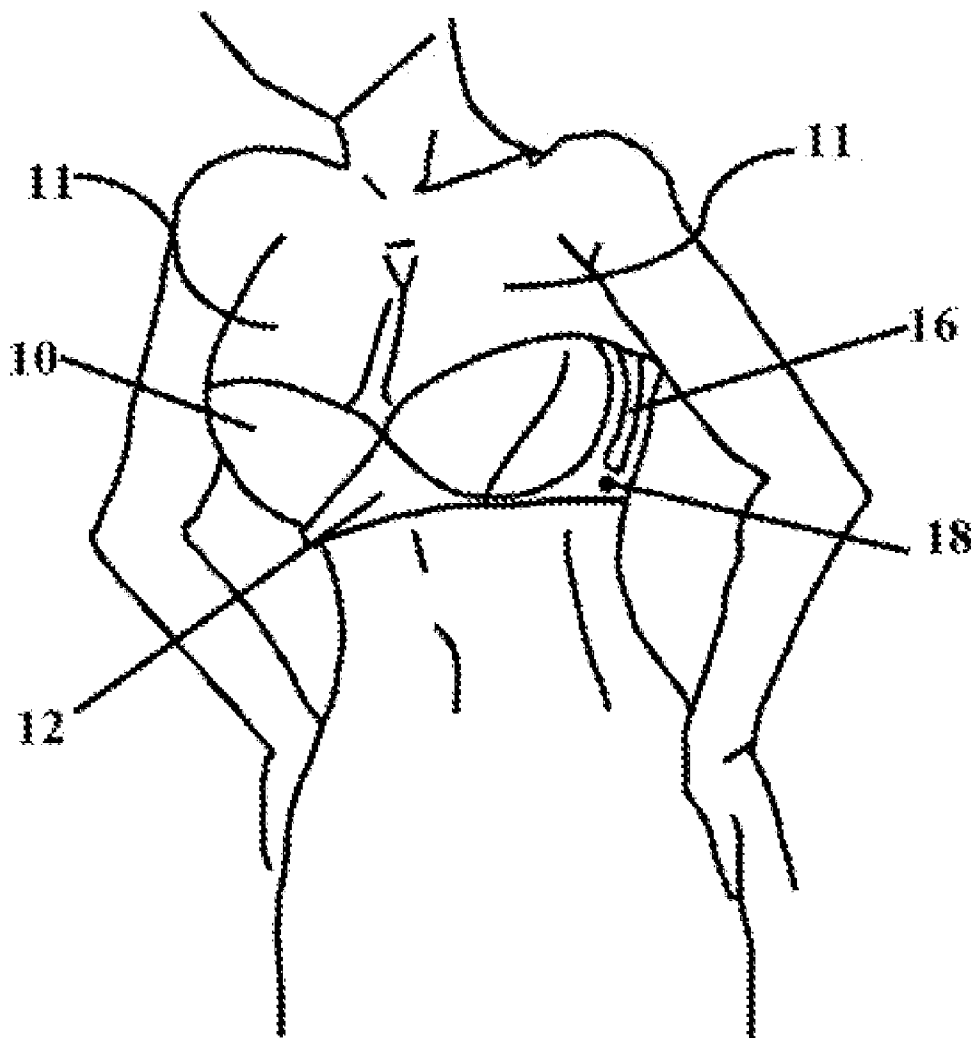
(21) Appl. No.: **13/535,805**

The various embodiments herein provide a strapless bra for suspending the breasts. The strapless bra comprises a pair of inner cups for supporting each breast at the bottom, a pair of outer cups for supporting the pair of inner cups, two straps for lifting and suspending the breasts, a hinge for holding the straps up and suspending the breasts, a weight transfer device for redirecting a downward pressure to a horizontal pressure and a hinge connected to the weight transfer device for keeping the breasts suspended up and a band for wrapping the strapless bra around the women body. A fastening system is adopted in the band for attaching both the ends of the band securely. The straps are pulled out from the pair of inner cups and pulled down for lifting the pair of inner cups and suspending the breasts.

(22) Filed: **Jun. 28, 2012**

**Publication Classification**

(51) **Int. Cl.**  
*A41C 3/06* (2006.01)  
*A41C 3/12* (2006.01)



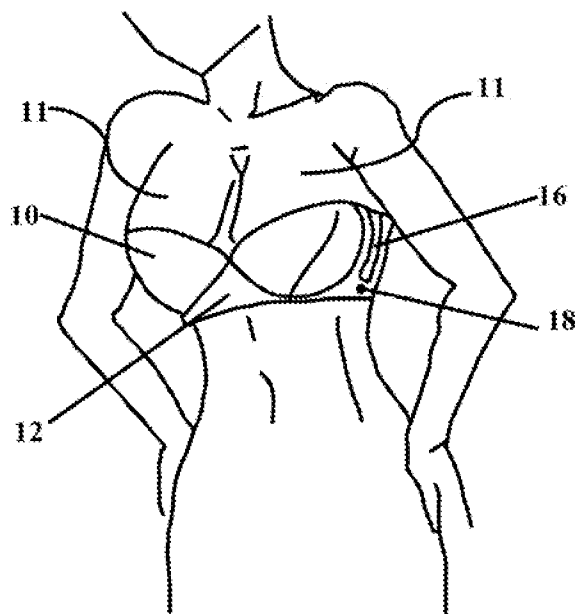


FIG. 1

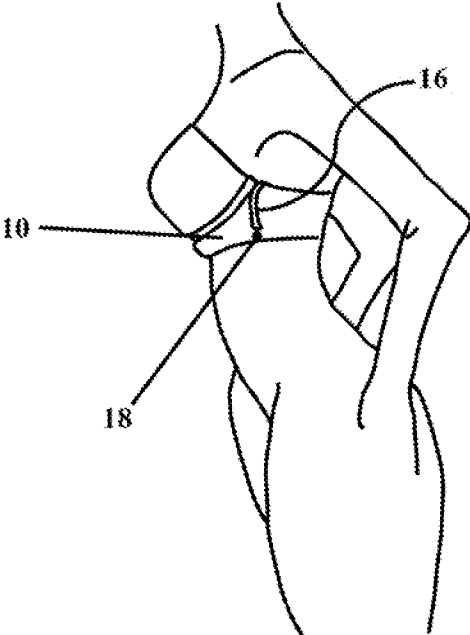


FIG. 2

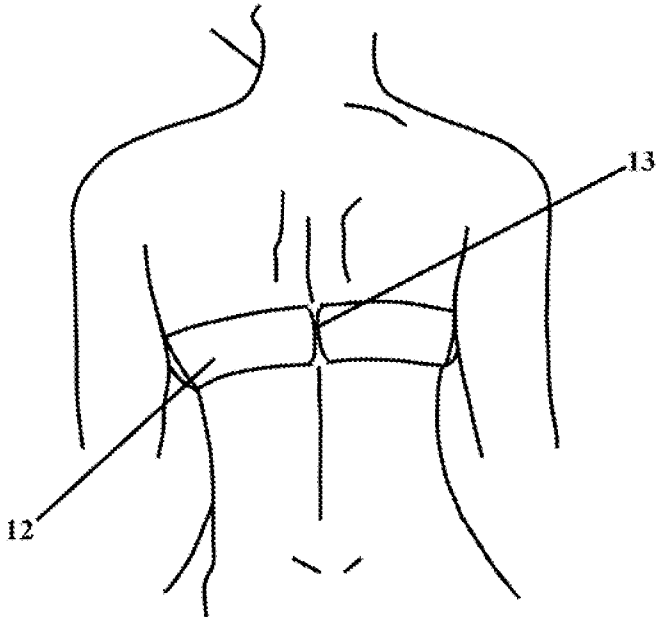


FIG. 3

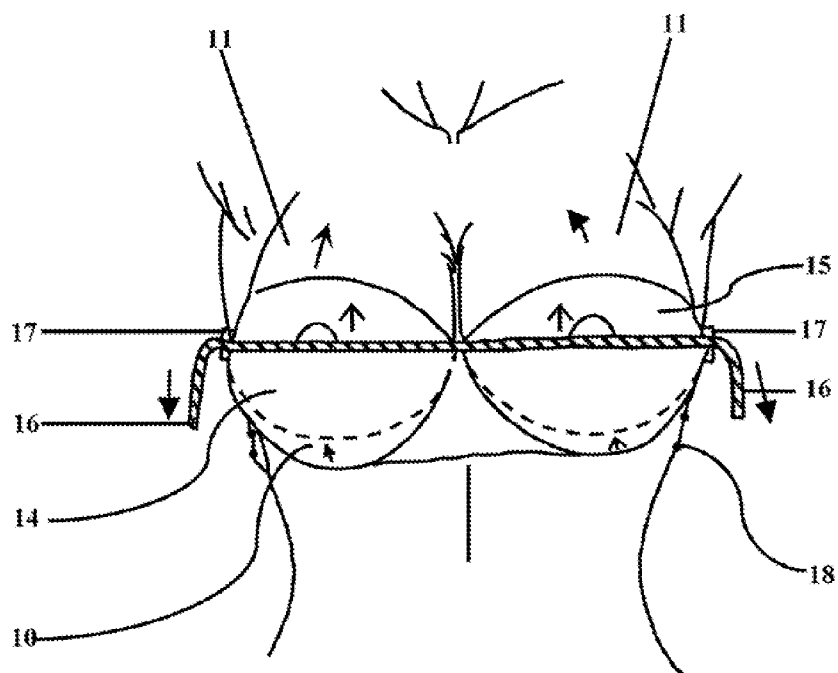


FIG. 4

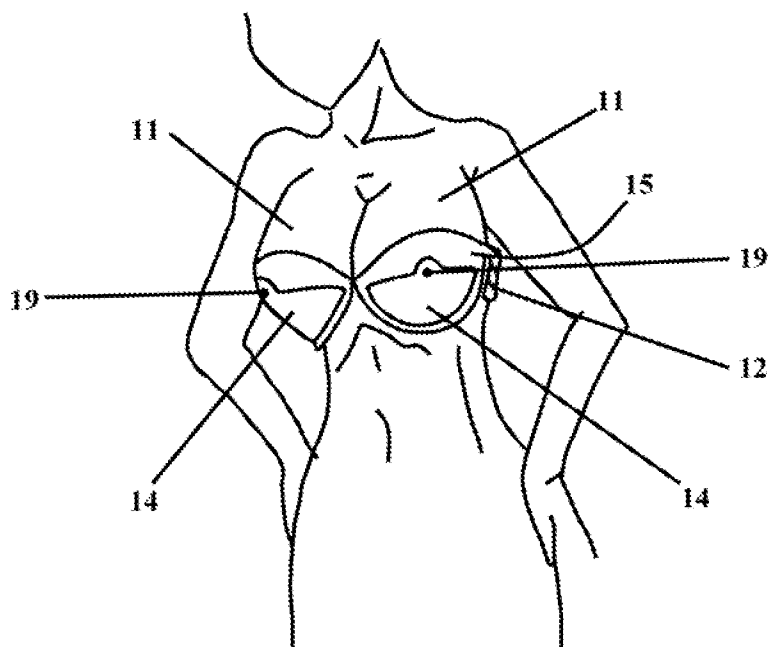


FIG. 5

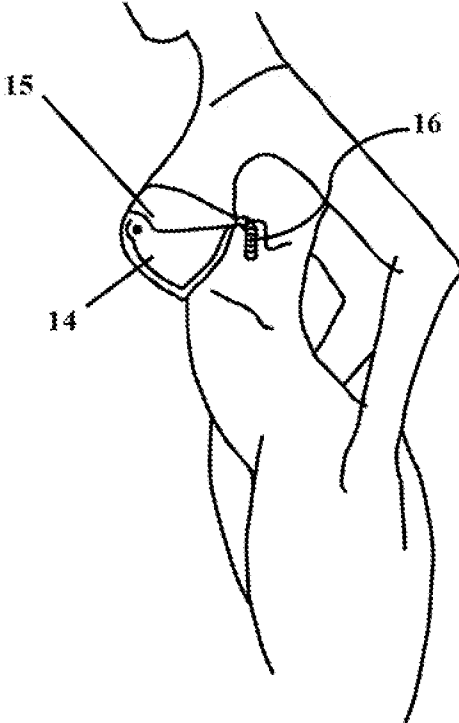


FIG. 6

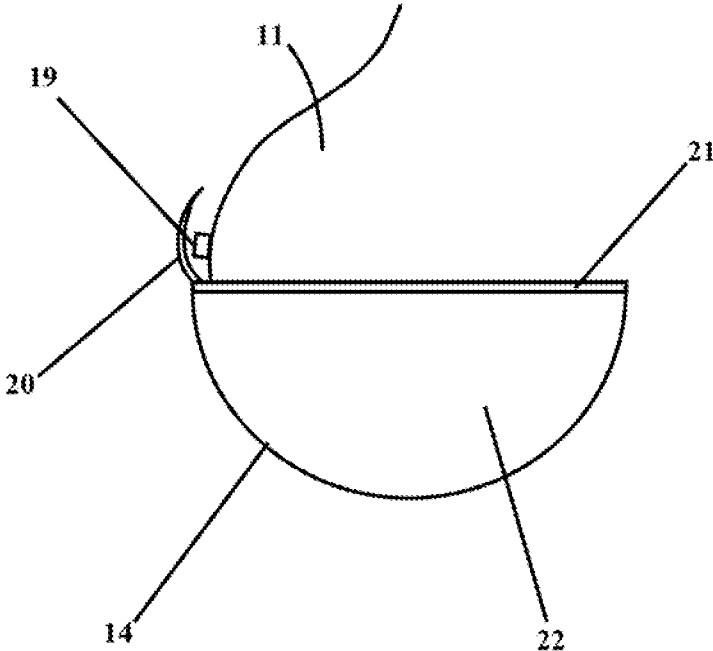


FIG. 7



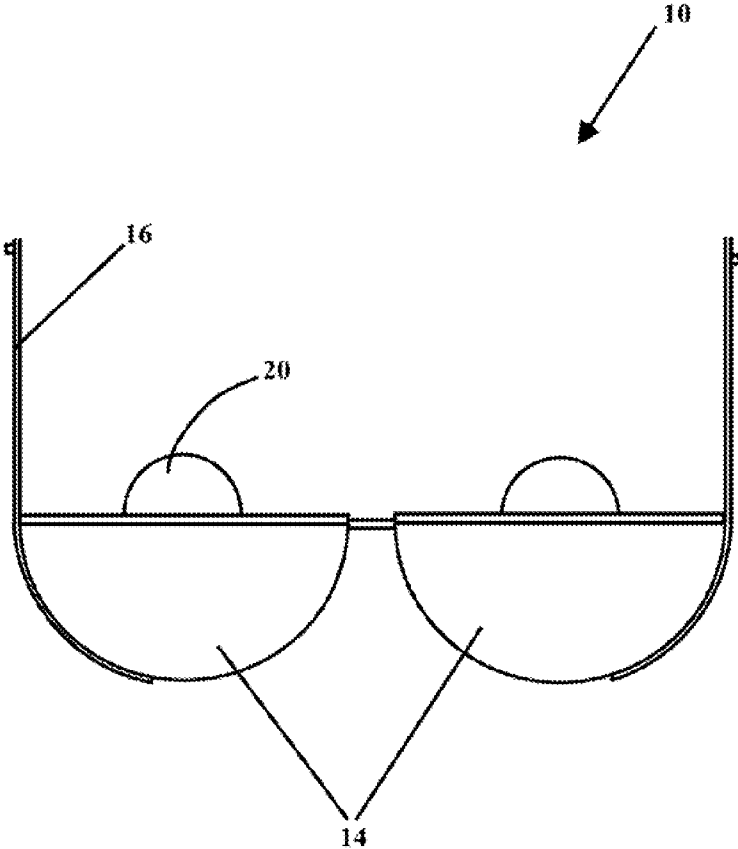


FIG. 8

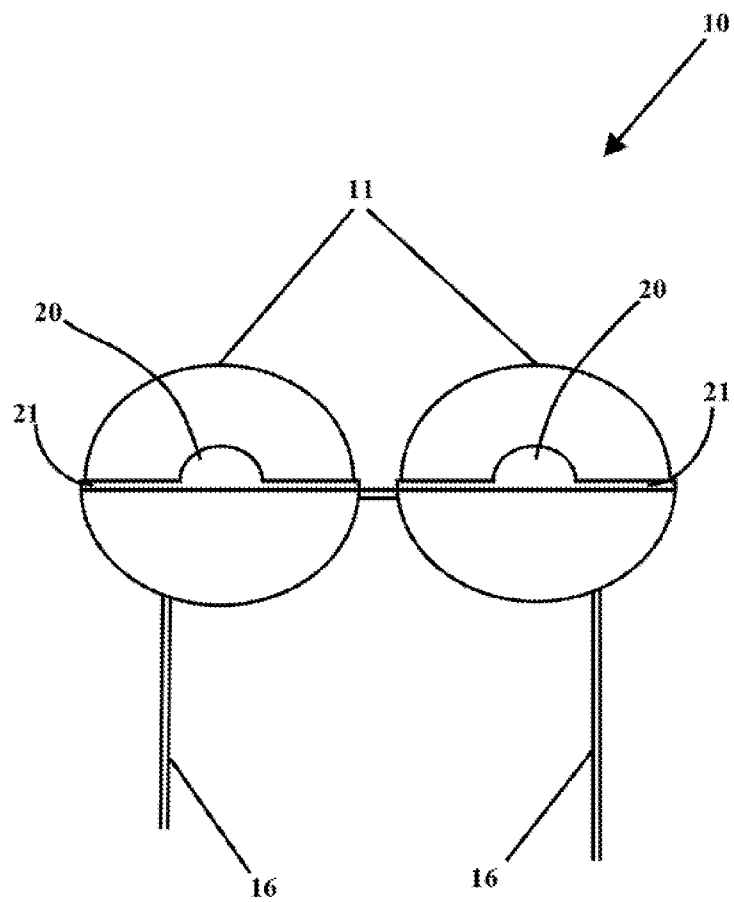


FIG. 9

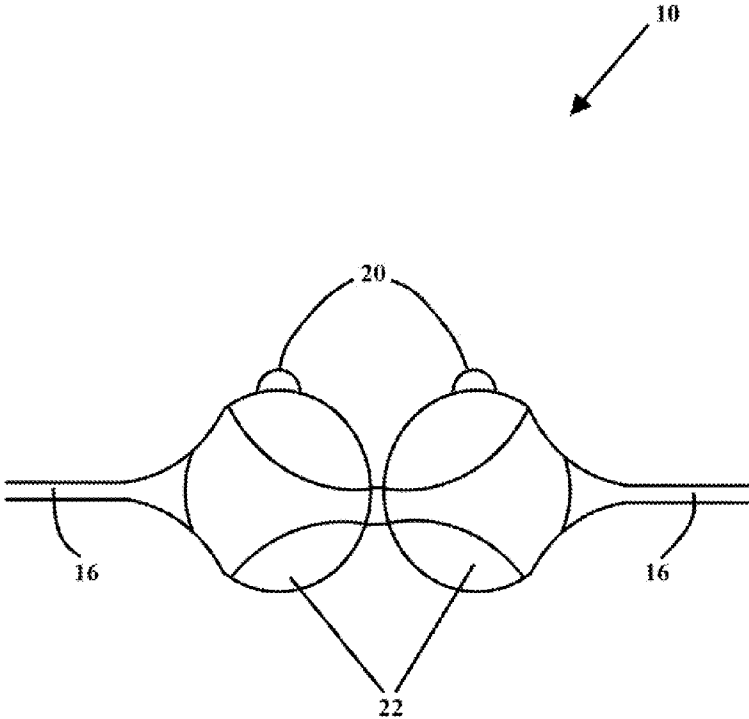


FIG. 10

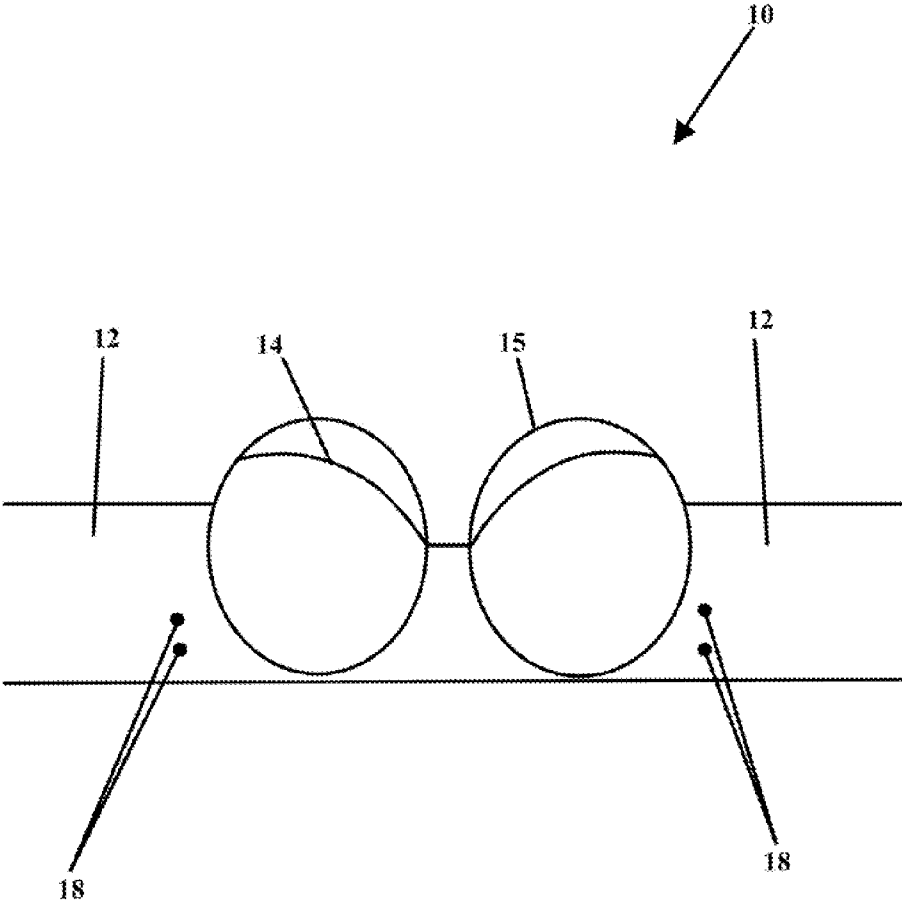


FIG. 11

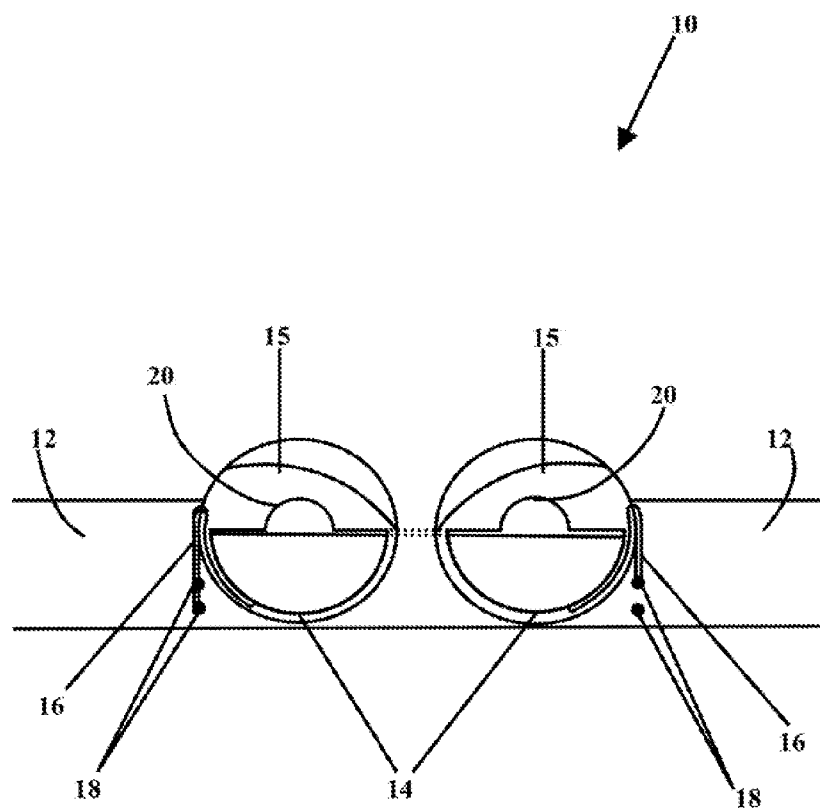


FIG. 12

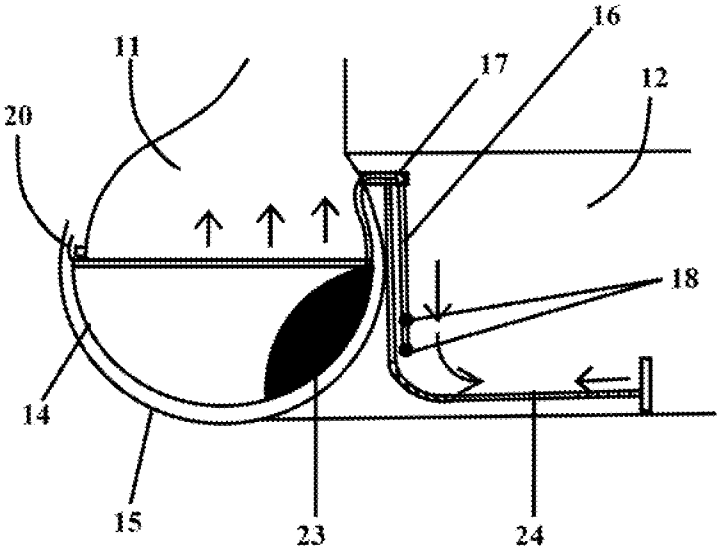



FIG. 13



**STRAPLESS BRA FOR SUSPENDING  
BREASTS OF WOMEN**

**BACKGROUND**

**[0001]** 1. Technical Field

**[0002]** The embodiments herein generally relate to women's undergarments and particularly relate to strapless brassieres or bras. The embodiments herein more particularly relate to body fit strapless brassieres or bras with a weight transfer mechanism and an adjusting means.

**[0003]** 2. Description of the Related Art

**[0004]** Brassieres, or bras as more commonly referred to, are garments worn by women to cover and support their breasts. Traditional bras consist of simply cups over the breasts which are held by a chest band that extends around the back and two straps on both sides of the shoulder going from the cups to the back where it attaches to the band and a fastening system for secure attachment of both the ends.

**[0005]** Current bras lift breasts and transfer the weight to the shoulders, neck and back portions of the body. The common problem with a shoulder strap of a bra is that the strap can be misaligned on a wearer's shoulder and thus, will dig into the shoulder due to the connection of the shoulder strap to the back panel of the bra. Even if the shoulder strap is aligned properly, it may nonetheless become uncomfortable after use due to the shape of the shoulder strap, its alignment with the back panel, and the anatomy of the shoulder and back of the wearer. Further, this shoulder strap can be extremely difficult when the bra has extremely high elastic properties which exist with many bras such as jogging and sports bra.

**[0006]** Strapless bras are generally defined as bras that do not include any shoulder strap members. Strapless bras are generally worn so that women may wear clothing such as shirts or dresses with very thin shoulder straps (e.g., spaghetti straps) or no shoulder straps at all (e.g., off the shoulder shirts or dresses) while still having some support to the breasts.

**[0007]** One of the existing prior art provides a strapless bra with an underwire member to help support each breast, because the support is either on the bottom of each cup or in the back where the bra fastens, there is no support on the top of the bra. As a result, the bra does not stay close to the skin and is constantly shifting downward. This leaves the breast vulnerable to undesirable movement, exposure, and discomfort.

**[0008]** In view of the foregoing, there is a need for a new and improved strapless bra, especially one that keeps the weight of the breasts suspended up while exerting no pressure on the neck, back or shoulders of the wearer and allows for the fit to be adjustable to the user's particular figure, especially in proximity to the torso.

**[0009]** The above mentioned shortcomings, disadvantages and problems are addressed herein and which will be understood by reading and studying the following specification.

**OBJECTIVES OF THE EMBODIMENTS**

**[0010]** The primary object of the embodiments herein is to provide a strapless bra that keeps the weight of the breasts suspended up while exerting no pressure on the neck, back or shoulders of the wearer.

**[0011]** Another object of the embodiments herein is to provide a strapless bra with an adjustable means for suspending the breasts.

**[0012]** Yet another object of the embodiments herein is to provide a strapless bra with thin cups to hold the bottom of the breast and conceal the nipples.

**[0013]** Yet another object of the embodiments herein is to provide a strapless bra which can be used with any outfit such that its presence underneath the upper garment is inconspicuous and concealed.

**[0014]** Yet another object of the embodiments herein is to provide a strapless bra which improves the posture of the wearer.

**[0015]** These and other objects and advantages of the embodiments herein will become readily apparent from the following detailed description taken in conjunction with the accompanying drawings.

**SUMMARY**

**[0016]** The various embodiments herein provide a strapless bra for suspending the breasts of women. The strapless bra comprises a pair of inner cups attached to each other with a link for supporting each breast at a bottom, a pair of outer cups for supporting the pair of inner cups and the pair of inner cups and the pair of outer cups are placed at a predefined distance, at-least two straps provided on each sides of the pair of inner cups for lifting and suspending the breasts, a hinge for holding the straps up and suspending the breasts, a weight transfer device for translating a downward pressure to a horizontal pressure and a hinge is connected to the weight transfer device for keeping the breasts suspended and a band for wrapping the strapless bra around the women body. A fastening system is adopted in the band for attaching both ends of the band securely. The straps are pulled out from the pair of inner cups and pulled down for lifting the pair of inner cups. The lifting of the pair of inner cups enables to suspend the breasts of the women.

**[0017]** According to an embodiment herein, the pair of inner cups further comprises a nipple guard, a thin elastic strip for holding the pair of inner cups at the bottom half of the breasts and a thin stretch fabric. The nipple guard is a thin covering arranged over the nipples to conceal the nipples from protruding. The thin stretch fabric is formed around the bottom of the breasts.

**[0018]** According to an embodiment herein, the straps are made of a solid non-stretch fabric material. The solid non-stretch fabric material is a continuous link over the bottom of the pair of inner cups.

**[0019]** According to an embodiment herein, the weight transfer device further comprising a weight transfer device coil for redirecting a downward pressure of the straps to a horizontal pressure, when the weight transfer device coil is pulled and a coil/push back device for creating a resistance against the weight of the breasts.

**[0020]** According to an embodiment herein, the strapless bra further comprises fixtures for attaching the straps of the pair of inner cups to an outer bottom surface of the band. The straps are pulled through an opening in the pair of inner cups and then pulled down to attach with the outer bottom surface of the band.

**[0021]** According to an embodiment herein, the strapless bra further comprises a roller/pulley system for allowing an easy passage of the straps through the openings in the pair of inner cups.

**[0022]** According to an embodiment herein, the strapless bra further comprises an adjusting means provided on the straps for adjusting or varying a length of the straps.



**[0023]** These and other aspects of the embodiments herein will be better appreciated and understood when considered in conjunction with the following description and the accompanying drawings. It should be understood, however, that the following descriptions, while indicating preferred embodiments and numerous specific details thereof, are given by way of illustration and not of limitation. Many changes and modifications may be made within the scope of the embodiments herein without departing from the spirit thereof, and the embodiments herein include all such modifications.

#### BRIEF DESCRIPTION OF THE DRAWINGS

**[0024]** The other objects, features and advantages will occur to those skilled in the art from the following description of the preferred embodiment and the accompanying drawings in which:

**[0025]** FIG. 1 illustrates a front view of the strapless bra with a weight suspension means for suspending the breasts, according to an embodiment herein.

**[0026]** FIG. 2 illustrates a side view of the strapless bra with a weight suspension means for suspending the breasts, according to an embodiment herein.

**[0027]** FIG. 3 illustrates a back view of the strapless bra with a fastening means for wrapping a band around the back of the women, according to an embodiment herein.

**[0028]** FIG. 4 illustrates a front view of the strapless bra with a weight suspension means for suspending the breasts and keeping the weight of the breasts suspended up, according to an embodiment herein.

**[0029]** FIG. 5 illustrates a front view of the strapless bra with a double cup arrangement and a nipple guard for concealing the nipples, according to an embodiment herein.

**[0030]** FIG. 6 illustrates a side view of the strapless bra with a double cup and a strap arrangement for suspending breasts of women, according to an embodiment herein.

**[0031]** FIG. 7 illustrates a side view of an inner cup of the strapless bra with a nipple guard and a thin elastic strip, according to an embodiment herein.

**[0032]** FIG. 8 illustrates a front view of a pair of inner cups of the strapless bra with a nipple guard and a strap, according to an embodiment herein.

**[0033]** FIG. 9 illustrates a front view of a pair of inner cups of the strapless bra with a nipple guard for concealing the nipples, according to an embodiment herein.

**[0034]** FIG. 10 illustrates a bottom view of a pair of inner cups of the strapless bra with a nipple guard, thin stretch fabric and strap, according to an embodiment herein.

**[0035]** FIG. 11 illustrates a front view of the strapless bra with the fixtures on the band for attaching the straps, according to an embodiment herein.

**[0036]** FIG. 12 illustrates a front view of the strapless bra with the straps, a double cup arrangement, a hinge, a band and the fixtures on the band for attaching the straps, according to an embodiment herein.

**[0037]** FIG. 13 illustrates a side view of the strapless bra with the straps, a double cup arrangement, a nipple guard, a hinge, a band and a weight transfer device for suspending breasts, according to an embodiment herein.

**[0038]** FIG. 14 illustrates a side view of the weight transfer device of the strapless bra for suspending the breasts, according to an embodiment herein.

**[0039]** These and other aspects of the embodiments herein will be better appreciated and understood when considered in conjunction with the following description and the accompa-

nying drawings. It should be understood, however, that the following descriptions, while indicating preferred embodiments and numerous specific details thereof, are given by way of illustration and not of limitation. Many changes and modifications may be made within the scope of the embodiments herein without departing from the spirit thereof, and the embodiments herein include all such modifications.

#### DETAILED DESCRIPTION OF THE EMBODIMENTS

**[0040]** In the following detailed description, a reference is made to the accompanying drawings that form a part hereof, and in which the specific embodiments that may be practiced is shown by way of illustration. The embodiments herein are described in sufficient detail to enable those skilled in the art to practice the embodiments herein and it is to be understood that the logical, mechanical and other changes may be made without departing from the scope of the embodiments herein. The following detailed description is therefore not to be taken in a limiting sense.

**[0041]** The various embodiments herein provide a strapless bra for suspending the breasts of women. The strapless bra comprises a pair of inner cups attached to each other with a link for supporting each breast at a bottom, a pair of outer cups for supporting the pair of inner cups and the pair of inner cups and the pair of outer cups are placed at a predefined distance, at-least two straps provided on each sides of the pair of inner cups for lifting and suspending the breasts, a hinge for holding the straps up and suspending the breasts, a weight transfer device for translating a downward pressure to a horizontal pressure and the hinge is connected to the weight transfer device for keeping the breasts suspended and a band for wrapping the strapless bra around the women body. A fastening system is adopted in the band for attaching both the ends of the band securely. The straps are pulled out from the pair of inner cups and pulled down for lifting the pair of inner cups. The lifting of the pair of inner cups enables to suspend the breasts of the women.

**[0042]** According to an embodiment herein, the pair of inner cups further comprises a nipple guard, a thin elastic strip for holding the pair of inner cups at a bottom half of the breasts and a thin stretch fabric. The nipple guard is a thin covering arranged over the nipples to conceal the nipples from protruding. The thin stretch fabric is formed around the bottom of the breasts.

**[0043]** According to an embodiment herein, the straps are made of a solid non-stretch fabric material. The solid non-stretch fabric material is a continuous link arranged over the bottom of the pair of inner cups.

**[0044]** According to an embodiment herein, the weight transfer device further comprises a weight transfer device coil for translating a downward pressure of the straps to a horizontal pressure applying on the pair of the inner cups, when weight transfer device coil is pulled and a coil/push back device for creating a resistance against a weight of the breasts.

**[0045]** According to an embodiment herein, the strapless bra further comprises the fixtures for attaching the straps of the pair of inner cups to an outer bottom surface of the band. The straps are pulled through an opening in the pair of inner cups and then pulled down to attach with the outer bottom surface of the band.

**[0046]** According to an embodiment herein, the strapless bra further comprises a roller/pulley system for allowing an easy passage of the straps through the openings in the pair of inner cups.

**[0047]** According to an embodiment herein, the strapless bra further comprises an adjusting means provided on the straps for adjusting or varying the length of the straps.

**[0048]** FIG. 1 illustrates a front view of the strapless bra with a suspending means for suspending the breasts, according to an embodiment herein. The strapless bra 10 comprises, a pair of inner cups attached to each other, a pair of outer cups for covering the pair of inner cups, straps 16 provided on either side for the pair of inner cups, a band 12 for wrapping the strapless bra 10 around the back of the women and the fixtures 18 provided on the band 12 for attaching the straps 16. The pair of inner cups is provided inside the strapless bra 10 to support the bottom of each breast 11. The straps 16 are passed through the openings provided on the sides of the strapless bra 10 at a top part. When the straps 16 are pulled through the openings and pulled down, the pair of inner cups is lifted up to suspend the breasts 11 of women. The straps 16 are attached to the band 12 by the fixtures 18 so that the breasts 11 stay suspended (suspension only about half an inch).

**[0049]** The strapless bra 10 further comprises a small but intricate tool that is sewn into the band 12 (under the armpits) of the strapless bra 10 to keep the weight of the breasts 11 suspended up while exerting no pressure on women body. The straps 16 are further provided with an adjusting means to adjust a length of the strap 16 according to the wearer comfort. This adjusting means is made up of a plastic, a metal or any other material of the same type. The straps 16 are made of light weight, breathable, smooth, organic and non-stretchable material such as silk.

**[0050]** FIG. 2 illustrates a side view of the strapless bra 10 with a weight suspension means for suspending the breasts of women, according to an embodiment herein. The straps 16 are provided on either side of the pair of inner cups. The straps 16 are passed through the openings provided on the sides of the strapless bra 10 at the top part. When the straps 16 are pulled through the openings and pulled down, the pair of inner cups is lifted up to suspend the breasts. The straps 16 are attached to the band by the fixtures 18 so that the breasts stay suspended (suspension only about half an inch).

**[0051]** FIG. 3 illustrates a back side view of the strapless bra with a fastening means for wrapping a band around the back of the women, according to an embodiment herein. With respect to the FIG. 3, the band 12 and the straps from each side of the strapless bra is extended horizontally for wrapping the strapless bra around the body of a women. The band 12 comprises a fastening means 13 for securing both the ends of the band 12.

**[0052]** FIG. 4 illustrates a front view of the strapless bra with a weight suspension means for suspending the breasts of women and keeping the weight of the breasts in a suspended up condition according to an embodiment herein. The strapless bra 10 comprises, a pair of inner cups 14 attached to each other, a pair of outer cups 15 for covering the pair of inner cups 14, the straps 16 provided on either side of the pair of inner cups 14, a band for wrapping the strapless bra 10 around the back of the women and fixtures 18 provided on the band for attaching the straps 16. The pair of inner cups 14 is provided inside the strapless bra 10 to hold each breast 11 at the bottom. The straps 16 are passed through the openings

provided on the sides of the strapless bra 10 at the top part. When the straps 16 are pulled through the openings and pulled down, the pair of inner cups 14 is lifted up to suspend the breasts 11 of the women. The straps 16 are attached to the band by the fixtures 18 so that the breasts 11 stay suspended up. The strapless bra 10 further comprises at-least two hinges 17 provided on both side for keeping the straps 16 and pair of inner cups 14 suspended. The pair of inner cups 14 and the pair of outer cups 15 are spaced at a preset distance. According to an embodiment herein the preset distance between the inner cup and the outer cup is within  $\frac{1}{4}$  inch to  $\frac{1}{2}$  inch.

**[0053]** FIG. 5 illustrates a front view of the strapless bra with a double cup arrangement and a nipple guard for concealing the nipples, according to an embodiment herein. The strapless bra comprises a pair of inner cups 14 attached to each other, a pair of outer cups 15 for covering the pair of inner cups 14, straps provided on either side of the pair of inner cups 14 and a band 12 for wrapping the strapless bra around the back of the women. The pair of inner cups 14 is provided inside the strapless bra at the bottom to hold each breast 11. The pair of inner cups 14 further comprises a nipple guard which is a thin covering arranged over the nipples 19 to conceal the nipples 19 from protruding out of the pair of outer cups 15.

**[0054]** FIG. 6 illustrates a side view of the strapless bra with a double cup and a strap arrangement for suspending the breasts, according to an embodiment herein. The pair of the inner cups 14 is thin cups arranged inside the pair of outer cups 15 to hold the breasts from the bottom and conceal the nipples. The pair of thin inner cups 14 is worn first and is provided on the inner side of the strapless bra. The straps 16 are passed through the openings provided on the sides of the strapless bra at the top part.

**[0055]** FIG. 7 illustrates a side view of the pair of inner cup of the strapless bra with a nipple guard and thin elastic strip, according to an embodiment herein. The pair of inner cups 14 of the strapless bra further comprises a nipple guard 20, a thin elastic strip 21 and a thin stretch fabric 22. The thin elastic strip 21 holds the pair of inner cups 14 at the bottom half of the breasts 11. The nipple guard 20 is a thin covering arranged over the nipples 19 to conceal the nipples 19 from protruding out. The thin stretch fabric 22 is formed around the bottom of the breasts 11.

**[0056]** FIG. 8 illustrates a front view of a pair of inner cups of the strapless bra with a nipple guard and a strap, according to an embodiment herein. The strapless bra 10 comprises a pair of inner cups 14 attached to each other with a link for supporting each breast at the bottom as shown in FIG. 8. The pair of inner cups 14 further comprises the thin elastic strip for holding the pair of inner cups 14 at the bottom half of the breasts, the nipple guard 20 which is a thin covering arranged over the nipples to conceal the nipples from protruding out and the thin stretch fabric which is formed around the bottom of the breasts. At-least two straps 16 are provided on each side of the pair of inner cups 14 for lifting and suspending the breasts. The straps 16 are pulled out from the pair of inner cups 14 and pulled down for lifting the pair of inner cups 14. The lifting of the pair of inner cups 14 enables to suspend the breasts of the women.

**[0057]** FIG. 9 illustrates a front view of a pair of inner cups of the strapless bra with a nipple guard concealing the nipples, according to an embodiment herein. The strapless bra 10 comprises a pair of inner cups attached to each other with a link for supporting each breast at the bottom as shown in FIG.

9. The pair of inner cups further comprises the thin elastic strip **21** for holding the pair of inner cups at the bottom half of the breasts **11**, the nipple guard **20** which is a thin covering arranged over the nipples to conceal the nipples from protruding out and the thin stretch fabric which is formed around the bottom of the breasts **11**. At-least two straps **16** are provided on each side of the pair of inner cups for lifting and suspending the breasts. The straps **16** are pulled out from the pair of inner cups and pulled down for lifting the pair of inner cups. The lifting of the pair of inner cups enables to suspending the breasts **11**.

[0058] FIG. **10** illustrates a bottom view of a pair of inner cups of the strapless bra with a nipple guard, a thin stretch fabric and a strap, according to an embodiment herein. The strapless bra **10** comprises a pair of inner cups attached to each other with a link for supporting each breast at the bottom as shown in FIG. **10**. The pair of inner cups further comprises the thin elastic strip for holding the pair of inner cups at the bottom half of the breasts, the nipple guard **20** which is a thin covering arranged over the nipples to conceal the nipples from protruding out and the thin stretch fabric **22** which is formed around the bottom of the breasts. At-least two straps **16** are provided on each side of the pair of inner cups for lifting and suspending the breasts. The straps **16** are pulled out from the pair of inner cups and pulled down for lifting the pair of inner cups. The lifting of the pair of inner cups enables to suspend the breasts:

[0059] FIG. **11** illustrates a front view of the strapless bra with fixtures provided on the band for attaching the straps, according to an embodiment herein. The strapless bra **10** comprises a pair of inner cups **14** attached to each other with a link for supporting each breast at the bottom, a pair of outer cups **15** for supporting the pair of inner cups **14** and the pair of inner cups **14** and the pair of outer cups **15** are placed at a predefined distance as shown in FIG. **11**. The strapless bra **10** further comprises one or more fixtures **18** on either side of the band **12** for attaching the straps of the pair of inner cups **14** to an outer bottom surface of the band **12**. The straps are pulled through an opening in the pair of inner cups **14** and then pulled down to attach with the outer bottom surface of the band **12**. The lifting of the pair of inner cups **14** enables suspending the breasts of the women.

[0060] FIG. **12** illustrates a front view of the strapless bra with the straps, a double cup arrangement, a hinge, a band and the fixtures provided on the band for attaching the straps, according to an embodiment herein. The strapless bra **10** comprises a pair of inner cups **14** attached to each other with a link for supporting each breast at the bottom, a pair of outer cups **15** for supporting the pair of inner cups **14** and the pair of inner cups **14** and the pair of outer cups **15** are placed at a predefined distance. The strapless bra **10** further comprise at-least two straps **16** provided on each side of the pair of inner cups **14** for lifting and suspending the breasts and a band **12** for wrapping the strapless bra **10** around the body of a women. The pair of inner cups **14** comprises a nipple guard **20** for concealing the nipples. The strapless bra **10** further comprises one or more fixtures **18** for attaching the straps **16** of the pair of inner cups **14** to an outer bottom surface of the band **12**. The straps **16** are pulled through an opening in the pair of inner cups **14** and pulled down to attach with the outer bottom surface of the band **12**. The straps **16** are pulled out from the pair of inner cups **14** and pulled down for lifting the pair of inner cups **14**. The lifting of the pair of inner cups **14** enables to suspend the breasts of the women.

[0061] FIG. **13** illustrates a side view of the strapless bra with the straps, a double cup arrangement, a nipple guard, a hinge, a band and a weight transfer device for suspending the breasts of women, according to an embodiment herein. The strapless bra comprises a pair of inner cups **14** for supporting each breast **11** at the bottom, a pair of outer cups **15** for supporting the pair of inner cups **14** and the pair of inner cups **14** and the pair of outer cups **15** are placed at a predefined distance. The pair of inner cups **14** comprises a nipple guard **20** for concealing the nipples. The strapless bra further comprises at-least two straps **16** provided on each side of the pair of inner cups **14** for lifting and suspending the breasts **11** and a band **12** for wrapping the strapless bra around the body of a women. The strapless bra further comprises one or more fixtures **18** for attaching the straps **16** of the pair of inner cups **14** to an outer bottom surface of the band **12**. The straps **16** are pulled through an opening in the pair of inner cups **14** and then pulled down to attach with the outer bottom surface of the band **12**. The weight transfer device **24** further comprises a weight transfer device coil for redirecting a downward pressure of the straps **16** to a horizontal pressure applying on the pair of the inner cups **14** when the straps **16** are pulled, and a coil/push back device for creating a resistance against the weight of the breasts **11**. The straps **16** are made of a solid non-stretch fabric material **23**. The solid non-stretch fabric material **23** is a continuous link over the bottom of the pair of inner cups **14**. The strapless bra further comprises fixtures **18** for attaching the straps **16** of the pair of inner cups **14** to an outer bottom surface of the band **12** and a hinge **17** for holding the straps **16** up and suspending the breasts **11**. The straps **16** are pulled through an opening in the pair of inner cups **14** and pulled down to attach with the outer bottom surface of the band **12**. The straps **16** are pulled out from the pair of inner cups **14** and pulled down for lifting the pair of inner cups **14**. The lifting of the pair of inner cups **14** enables to suspend the breasts **11**.

[0062] FIG. **14** illustrates a side view of the weight transfer device of the strapless bra for suspending the breasts, according to an embodiment herein. The strapless bra **10** further comprises a weight transfer device **24** for redirecting a downward pressure to a horizontal pressure and the hinge is connected to the weight transfer device for keeping the breasts suspended. The weight transfer device further comprises a weight transfer device coil for redirecting a downward pressure of the straps, to a horizontal pressure applying on the pair of the inner cups when the straps are pulled and a coil/push back device for creating a resistance against the weight of the breasts.

[0063] The strapless bra of the embodiments herein is a strapless version of the double cup suspension bra. The strapless bra of the embodiments herein is also applied for other versions such as the panty attachment and the suspenders attachment. The strapless bra of the embodiments herein comprises two smaller cups arranged inside the strapless bra that holds the bottom of each breast. The cups are attached to each other and have straps on either side. The straps are passed through the openings provided on the sides of the bra at the top part so that the straps are pulled through the openings and pulled down to lift the inner cups to suspend the breasts. The straps are attached in such a way that, the breasts stay suspended up (suspension only about half an inch). There is a small, but intricate tool that is sewn into the side bands (under the armpits) of the strap bra to keep the weight of the breasts suspended up while exerting no pressure on the body

at all. Thus the bra is a strapless bra which provides a full lift, support and a personalized fit. In addition to this, it is extremely thin and can be worn with any outfit appearing invisible. It does not require underwire or even back adjustments.

[0064] The foregoing description of the specific embodiments herein will so fully reveal the general nature of the embodiments herein that others can, by applying a current knowledge, readily modify and/or adapt for various applications such specific embodiments without departing from the generic concept, and, therefore, such adaptations and modifications should and are intended to be comprehended within the meaning and range of equivalents of the disclosed embodiments.

[0065] It is to be understood that the phraseology or terminology employed herein is for the purpose of description and not of limitation. Therefore, while the embodiments herein have been described in terms of preferred embodiments, those skilled in the art will recognize that the embodiments herein can be practiced with modification within the spirit and scope of the appended claims.

[0066] Although the embodiments herein are described with various specific embodiments, it will be obvious for a person skilled in the art to practice the invention with modifications. However, all such modifications are deemed to be within the scope of the claims.

[0067] It is also to be understood that the following claims are intended to cover all of the generic and specific features of the embodiments described herein and all the statements of the scope of the embodiments which as a matter of language might be said to fall there between.

What is claimed is:

- 1. A strapless bra for suspending breasts of a women comprising:
  - a pair of inner cups for supporting each breast at the bottom, and wherein the pair of inner cups are attached to each other with a link;
  - a pair of outer cups for supporting the pair of inner cups, and wherein the pair of inner cups and the pair of outer cups are placed at a predefined distance;
  - at-least two straps provided on each side of the pair of inner cups, and wherein the at-least two straps lift and suspend the breasts;
  - a hinge for holding the at-least two straps up, and suspending the breasts;

- a weight transfer device for redirecting a downward pressure to a horizontal pressure, and
- wherein the hinge is connected to the weight transfer device for keeping the breasts in a suspended up condition; and
- a band for wrapping the strapless bra around a body of a women, a fastening system provided in the band for a secure attachment of both ends of the band;
- wherein the straps are pulled out from the pair of inner cups and pulled down for lifting the pair of inner cups, and wherein lifting the pair of inner cups enables to suspend the breasts.
- 2. The strapless bra of claim 1, wherein the pair of inner cups further comprises:
  - a nipple guard, and wherein the nipple guard is a thin covering arranged over a nipple to conceal the nipple from protruding out;
  - a thin elastic strip for holding the pair of inner cups at a bottom half of the breasts; and
  - a thin stretch fabric, and wherein the thin stretch fabric is formed around the bottom of the breasts.
- 3. The strapless bra of claim 1, wherein the straps are made of a solid non-stretch fabric material, and wherein the solid non-stretch fabric material is a continuous link over the bottom of the pair of inner cups.
- 4. The strapless bra of claim 1, wherein the weight transfer device further comprises:
  - a weight transfer device coil for redirecting a downward pressure of the straps, to a horizontal pressure applying on the pair of the inner cups, when the straps are pulled; and
  - a coil/push back device for creating a resistance against a weight of the breasts.
- 5. The strapless bra of claim 1 further comprises fixtures for attaching the straps of the pair of inner cups to an outer bottom surface of the band, and wherein the straps are pulled through an opening in the pair of inner cups and then pulled down to attach with the outer bottom surface of the band.
- 6. The strapless bra of claim 1 further comprises a roller/pulley system for allowing an easy passage of the straps through an opening in the pair of inner cups.
- 7. The strapless bra of claim 1, further comprising an adjusting means provided on the straps for varying a length of the straps.

\* \* \* \* \*