



(51) International Patent Classification:

A61K 31/43 (2006.01) A61K 31/546 (2006.01)
A61K 31/439 (2006.01) A61P 31/04 (2006.01)

(21) International Application Number:

PCT/IB2014/065708

(22) International Filing Date:

30 October 2014 (30.10.2014)

(25) Filing Language:

English

(26) Publication Language:

English

(30) Priority Data:

3421/MUM/2013 30 October 2013 (30.10.2013) IN

(71) Applicant: **WOCKHARDT LIMITED** [IN/IN]; D-4, MIDC Area, Chikalhana, Aurangabad 431006 (IN).

(72) Inventors: **BHAGWAT, Sachin**; Row House No.C-2, "Nilgiris", Khivansara Park(E), Behind Ramayana Cultural Hall, Ulkanagari, Aurangabad - 431005, MAHARASHTRA, INDIA. Aurangabad 431005 (IN). **PATEL, Mahesh Vithalbhai**; Plot No. 157, Opp. Saint Meera School, N-3, CIDCO, Aurangabad 431 003, MAHARASHTRA, INDIA., Aurangabad 431003 (IN).

(81) Designated States (unless otherwise indicated, for every

kind of national protection available): AE, AG, AL, AM, AO, AT, AU, AZ, BA, BB, BG, BH, BN, BR, BW, BY, BZ, CA, CH, CL, CN, CO, CR, CU, CZ, DE, DK, DM, DO, DZ, EC, EE, EG, ES, FI, GB, GD, GE, GH, GM, GT, HN, HR, HU, ID, IL, IN, IR, IS, JP, KE, KG, KN, KP, KR, KZ, LA, LC, LK, LR, LS, LU, LY, MA, MD, ME, MG, MK, MN, MW, MX, MY, MZ, NA, NG, NI, NO, NZ, OM, PA, PE, PG, PH, PL, PT, QA, RO, RS, RU, RW, SA, SC, SD, SE, SG, SK, SL, SM, ST, SV, SY, TH, TJ, TM, TN, TR, TT, TZ, UA, UG, US, UZ, VC, VN, ZA, ZM, ZW.

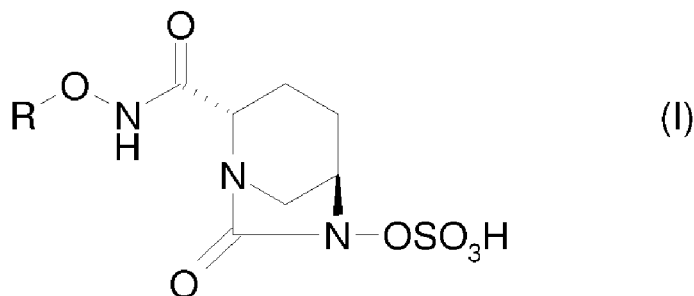
(84) Designated States (unless otherwise indicated, for every

kind of regional protection available): ARIPO (BW, GH, GM, KE, LR, LS, MW, MZ, NA, RW, SD, SL, ST, SZ, TZ, UG, ZM, ZW), Eurasian (AM, AZ, BY, KG, KZ, RU, TJ, TM), European (AL, AT, BE, BG, CH, CY, CZ, DE, DK, EE, ES, FI, FR, GB, GR, HR, HU, IE, IS, IT, LT, LU, LV, MC, MK, MT, NL, NO, PL, PT, RO, RS, SE, SI, SK, SM, TR), OAPI (BF, BJ, CF, CG, CI, CM, GA, GN, GQ, GW, KM, ML, MR, NE, SN, TD, TG).

Published:

— with international search report (Art. 21(3))

(54) Title: PHARMACEUTICAL COMPOSITIONS COMPRISING ANTIBACTERIAL AGENTS



(57) Abstract: Pharmaceutical compositions comprising: (a) a beta-lactam compound selected from sulbactam, cefepime or a pharmaceutically acceptable derivative thereof, and (b) a compound of Formula (I) or a stereoisomer or a pharmaceutically acceptable derivative thereof are disclosed.

PHARMACEUTICAL COMPOSITIONS COMPRISING ANTIBACTERIAL AGENTS

RELATED PATENT APPLICATIONS

This application claims priority to Indian Patent Application No. 3421/MUM/2013 filed on October 30, 2013, the disclosures of which are incorporated herein by reference in its entirety as if fully rewritten herein.

FIELD OF THE INVENTION

The invention relates to antibacterial compositions and methods for treating or preventing bacterial infections.

BACKGROUND OF THE INVENTION

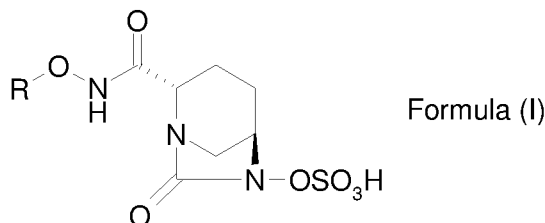
Bacterial infections continue to remain one of the major causes contributing towards human diseases. One of the key challenges in treatment of bacterial infections is the ability of bacteria to develop resistance to one or more antibacterial agents over time. Examples of such bacteria that have developed resistance to typical antibacterial agents include: Penicillin-resistant *Streptococcus pneumoniae*, Vancomycin-resistant *Enterococci*, and Methicillin-resistant *Staphylococcus aureus*. The problem of emerging drug-resistance in bacteria is often tackled by switching to newer antibacterial agents, which can be more expensive and sometimes more toxic. Additionally, this may not be a permanent solution as the bacteria often develop resistance to the newer antibacterial agents as well in due course. In general, bacteria are particularly efficient in developing resistance, because of their ability to multiply very rapidly and pass on the resistance genes as they replicate.

Treatment of infections caused by resistant bacteria remains a key challenge for the clinician community. One example of such challenging pathogen is *Acinetobacter baumannii* (*A. baumannii*), which continues to be an increasingly important and demanding species in healthcare settings. The multidrug resistant nature of this pathogen and its unpredictable susceptibility patterns make empirical and therapeutic decisions more difficult. *A. baumannii* is associated with infections such as pneumonia, bacteremia, wound infections, urinary tract infections and meningitis.

Therefore, there is a need for development of newer ways to treat infections that are becoming resistant to known therapies and methods. Surprisingly, it has been found that compositions comprising a beta-lactam compound selected from sulbactam, cefepime or a pharmaceutically acceptable derivative thereof and certain nitrogen containing bicyclic compounds exhibit unexpectedly synergistic antibacterial activity, even against highly resistant bacterial strains.

SUMMARY OF THE INVENTION

Accordingly, there are provided pharmaceutical compositions comprising: (a) a beta-lactam compound selected from sulbactam, cefepime or a pharmaceutically acceptable derivative thereof, and (b) a compound of Formula (I) or a stereoisomer or a pharmaceutically acceptable derivative thereof,



wherein:

R is $-(\text{CH}_2)_n-\text{R}_1$;

R_1 is heterocycloalkyl;

n is 0, 1 or 2.

In one general aspect, there are provided pharmaceutical compositions comprising: (a) a beta-lactam compound selected from sulbactam, cefepime or a pharmaceutically acceptable derivative thereof, and (b) a compound of Formula (I) or a stereoisomer or a pharmaceutically acceptable derivative thereof; wherein the compound of Formula (I) or a stereoisomer or a pharmaceutically acceptable derivative thereof is present in the composition in an amount from about 0.25 gram to about 4 gram per gram of the beta-lactam compound selected from sulbactam, cefepime or a pharmaceutically acceptable derivative thereof.

In yet another general aspect, there are provided methods for preventing or treating a bacterial infection in a subject, said methods comprising administering to said subject an effective amount of a pharmaceutical composition comprising: (a) a beta-lactam compound selected from sulbactam,

cefepime or a pharmaceutically acceptable derivative thereof, and (b) a compound of Formula (I) or a stereoisomer or a pharmaceutically acceptable derivative thereof.

In another general aspect, there are provided methods for preventing or treating a bacterial infection in a subject, said methods comprising administering to said subject an effective amount of a pharmaceutical composition comprising: (a) a beta-lactam compound selected from sulbactam, cefepime or a pharmaceutically acceptable derivative thereof, and (b) a compound of Formula (I) or a stereoisomer or a pharmaceutically acceptable derivative thereof; wherein the compound of Formula (I) or a stereoisomer or a pharmaceutically acceptable derivative thereof is present in the composition in an amount from about 0.25 gram to about 4 gram per gram of the beta-lactam compound selected from sulbactam, cefepime or a pharmaceutically acceptable derivative thereof.

In yet another general aspect, there are provided methods for preventing or treating a bacterial infection in a subject, said methods comprising administering to said subject an effective amount of: (a) a beta-lactam compound selected from sulbactam, cefepime or a pharmaceutically acceptable derivative thereof, and (b) a compound of Formula (I) or a stereoisomer or a pharmaceutically acceptable derivative thereof.

In another general aspect, there are provided methods for preventing or treating a bacterial infection in a subject, said methods comprising administering to said subject an effective amount of: (a) a beta-lactam compound selected from sulbactam, cefepime or a pharmaceutically acceptable derivative thereof, and (b) a compound of Formula (I) or a stereoisomer or a pharmaceutically acceptable derivative thereof; wherein the compound of Formula (I) or a stereoisomer or a pharmaceutically acceptable derivative thereof is administered in an amount from about 0.25 gram to about 4 gram per gram of the beta-lactam compound selected from sulbactam, cefepime or a pharmaceutically acceptable derivative thereof.

The details of one or more embodiments of the inventions are set forth in the description below. Other features, objects and advantages of the inventions will be apparent from the following description including claims.

DETAILED DESCRIPTION OF THE INVENTION

Reference will now be made to the exemplary embodiments, and specific language will be used herein to describe the same. It should nevertheless be understood that no limitation of the scope of the invention is thereby intended. Alterations and further modifications of the inventive features illustrated herein, which would occur to one skilled in the relevant art and having possession of this disclosure, are to be considered within the scope of the invention. It must be noted that, as used in this specification and the appended claims, the singular forms “a”, “an”, and “the” include plural referents unless the content clearly dictates otherwise. All references including patents, patent applications, and literature cited in the specification are expressly incorporated herein by reference in their entirety as if fully rewritten herein.

The inventors have surprisingly discovered that a pharmaceutical composition comprising: (a) a beta-lactam compound selected from sulbactam, cefepime or a pharmaceutically acceptable derivative thereof, and (b) a compound of Formula (I) or a stereoisomer or a pharmaceutically acceptable derivative thereof, exhibits unexpectedly improved antibacterial efficacy, even against highly resistant bacteria, including those producing extended spectrum beta-lactamase enzymes (ESBLs).

The term “infection” or “bacterial infection” as used herein includes presence of bacteria, in or on a subject, which, if its growth were inhibited, would result in a benefit to the subject. As such, the term “infection” in addition to referring to the presence of bacteria also refers to presence of other floras, which are not desirable. The term “infection” includes infection caused by bacteria.

The term “treat”, “treating” or “treatment” as used herein refers to administration of a medicament, including a pharmaceutical composition, or one or more pharmaceutically active ingredients, for prophylactic and/or therapeutic purposes. The term “prophylactic treatment” refers to treating a subject who is not yet infected, but who is susceptible to, or otherwise at a risk of infection (preventing the bacterial infection). The term “therapeutic treatment” refers to administering treatment to a subject already suffering from infection. The terms “treat”, “treating” or “treatment” as used herein also refer to administering compositions, or one or more of pharmaceutically active ingredients discussed herein, with or without additional pharmaceutically active or inert ingredients, in order to: (i) reduce or eliminate either a bacterial infection, or one or more symptoms of a bacterial infection, or (ii) retard progression of a bacterial infection, or one or more symptoms of a bacterial infection, or (iii)

reduce severity of a bacterial infection, or one or more symptoms of a bacterial infection, or (iv) suppress clinical manifestation of a bacterial infection, or (v) suppress manifestation of adverse symptoms of a bacterial infection.

The terms “pharmaceutically effective amount” or “therapeutically effective amount” or “effective amount” as used herein refer to an amount, which has a therapeutic effect or is the amount required to produce a therapeutic effect in a subject. For example, a “therapeutically effective amount” or “pharmaceutically effective amount” or “effective amount” of an antibacterial agent or a pharmaceutical composition is the amount of the antibacterial agent or the pharmaceutical composition required to produce a desired therapeutic effect as may be judged by clinical trial results, model animal infection studies, and/or in vitro studies (e.g. in agar or broth media). Such effective amount depends on several factors, including but not limited to, the microorganism (e.g. bacteria) involved, characteristics of the subject (for example height, weight, sex, age and medical history), severity of infection and particular type of the antibacterial agent used. For prophylactic treatments, a prophylactically effective amount is that amount which would be effective in preventing the bacterial infection.

The term “administration” or “administering” refers to and includes delivery of a composition, or one or more pharmaceutically active ingredients to a subject, including for example, by any appropriate method, which serves to deliver the composition or its active ingredients or other pharmaceutically active ingredients to the site of infection. The method of administration may vary depending on various factors, such as for example, the components of the pharmaceutical composition or type/nature of the pharmaceutically active or inert ingredients, site of the potential or actual infection, the microorganism involved, severity of the infection, age and physical condition of the subject and a like. Some non-limiting examples of ways to administer a composition or a pharmaceutically active ingredient to a subject according to this invention include oral, intravenous, topical, intraspiratory, intraperitoneal, intramuscular, parenteral, sublingual, transdermal, intranasal, aerosol, intraocular, intratracheal, intrarectal, vaginal, gene gun, dermal patch, eye drop and mouthwash. In case of a pharmaceutical composition comprising more than one ingredients (active or inert), one of the ways of administering such composition is by admixing the ingredients (e.g. in the form of a suitable unit dosage form such as tablet, capsule, solution, powder or a like) and then administering the dosage form. Alternatively, the ingredients may also be administered separately

(simultaneously or one after the other) as long as these ingredients reach beneficial therapeutic levels such that the composition as a whole provides a synergistic and/or desired effect.

The term “growth” as used herein refers to a growth of one or more microorganisms and includes reproduction or population expansion of the microorganism (e.g. bacteria). The term “growth” also includes maintenance of on-going metabolic processes of the microorganism, including the processes that keep the microorganism alive.

The term, “effectiveness” as used herein refers to ability of a treatment, or a composition, or one or more pharmaceutically active ingredients to produce a desired biological effect in a subject. For example, the term “antibacterial effectiveness” of a composition or of an antibacterial agent refers to the ability of the composition or the antibacterial agent to prevent or treat bacterial infection in a subject.

The term “synergistic” or “synergy” as used herein refers to the interaction of two or more agents so that their combined effect is greater than their individual effects.

The term “antibacterial agent” as used herein refers to any substance, compound, a combination of substances, or a combination of compounds capable of: (i) inhibiting, reducing or preventing growth of bacteria; (ii) inhibiting or reducing ability of a bacteria to produce infection in a subject; or (iii) inhibiting or reducing ability of bacteria to multiply or remain infective in the environment. The term “antibacterial agent” also refers to compounds capable of decreasing infectivity or virulence of bacteria.

The term “beta-lactam compound” as used herein refers to sulbactam or cefepime.

The term “beta-lactamase” or “beta-lactamase enzyme” as used herein refers to any enzyme or protein or any other substance that breaks down a beta-lactam ring. The term “beta-lactamase” includes enzymes that are produced by bacteria and have the ability to hydrolyse the beta-lactam ring in a beta-lactam compound, either partially or completely.

The term “extended spectrum beta-lactamase” (ESBL) as used herein includes those beta-lactamase enzymes, which are capable of conferring bacterial resistance to various beta-lactam antibacterial agents such as penicillins, cephalosporins, aztreonam and the like.

The term “beta-lactamase inhibitor” as used herein refers to a compound capable of inhibiting activity of one or more beta-lactamase enzymes, either partially or completely.

The term “colony forming units” or “CFU” as used herein refers to an estimate of number of viable bacterial cells per ml of the sample. Typically, a “colony of bacteria” refers to a mass of individual bacteria growing together.

The term “pharmaceutically inert ingredient” or “carrier” or “excipient” refers to and includes compounds or materials used to facilitate administration of a compound, for example, to increase the solubility of the compound. Typical, non-limiting examples of solid carriers include starch, lactose, dicalcium phosphate, sucrose, and kaolin. Typical, non-limiting examples of liquid carriers include sterile water, saline, buffers, non-ionic surfactants, and edible oils. In addition, various adjuvants commonly used in the art may also be included. These and other such compounds are described in literature, e.g., in the Merck Index (Merck & Company, Rahway, N.J.). Considerations for inclusion of various components in pharmaceutical compositions are described, e.g., in Gilman et al. (Goodman and Gilman’s: The Pharmacological Basis of Therapeutics, 8th Ed., Pergamon Press., 1990), which is incorporated herein by reference in its entirety.

The term “subject” as used herein refers to vertebrate or invertebrate, including a mammal. The term “subject” includes human, animal, a bird, a fish, or an amphibian. Typical, non-limiting examples of a “subject” include humans, cats, dogs, horses, sheep, bovine cows, pigs, lambs, rats, mice and guinea pigs.

The term “pharmaceutically acceptable derivative” as used herein refers to and includes any pharmaceutically acceptable salt, pro-drug, metabolite, ester, ether, hydrate, polymorph, solvate, complex, and adduct of a compound described herein which, upon administration to a subject, is capable of providing (directly or indirectly) the parent compound. For example, the term “antibacterial agent or a pharmaceutically acceptable derivative thereof” includes all derivatives of the antibacterial agent (such as salts, pro-drugs, metabolites, esters, ethers, hydrates, polymorphs, solvates, complexes,

and adducts) which, upon administration to a subject, are capable of providing (directly or indirectly) the antibacterial agent.

The term “pharmaceutically acceptable salt” as used herein refers to one or more salts of a given compound which possesses desired pharmacological activity of the free compound and which is neither biologically nor otherwise undesirable. In general, the term “pharmaceutically acceptable salts” refer to salts that are suitable for use in contact with the tissues of human and animals without undue toxicity, irritation, allergic response and the like, and are commensurate with a reasonable benefit/risk ratio. Pharmaceutically acceptable salts are well known in the art. For example, S. M. Berge, et al. (*J. Pharmaceutical Sciences*, 66; 1-19, 1977), incorporated herein by reference in its entirety, describes various pharmaceutically acceptable salts in details.

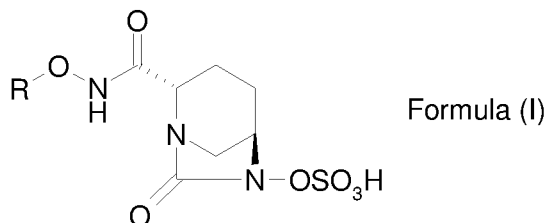
The term “stereoisomer” as used herein refers to and includes isomeric molecules that have the same molecular formula but differ in positioning of atoms and/or functional groups in the space. Stereoisomers may further be classified as enantiomers (where different isomers are mirror-images of each other) and diastereomers (where different isomers are not mirror-images of each other). Diastereomers include isomers such as conformers, meso compounds, cis-trans (E-Z) isomers, and non-enantiomeric optical isomers.

The term “heterocycloalkyl” as used herein refers to four to seven member cycloalkyl group containing one or more heteroatoms selected from nitrogen, oxygen or sulfur. The heterocycloalkyl group optionally incorporates one or more double or triple bonds, or a combination of double bonds and triple bonds, but which is not aromatic. Typical, non-limiting examples of heterocycloalkyl groups include pyrrolidine, 2-oxo-pyrrolidine, imidazolidin-2-one, piperidine, oxazine, thiazine, piperazine, piperazin-2,3-dione, morpholine, thiamorpholine, azapane, and the like. The heterocycloalkyl may be unsubstituted, or substituted with one or more substituents. Typical, non-limiting examples of such substituents include C₁-C₆ alkyl, halogen, alkoxy, CN, COOH, CONH₂, OH, NH₂, NHCOCH₃, heterocyclyl, heteroaryl, aryl, SO₂-alkyl, SO₂-aryl, OSO₂-alkyl, OSO₂-aryl and the like. The term “heterocyclyl” as used herein refers to cyclic groups in which a ring portion includes at least one heteroatom such as oxygen, nitrogen or sulfur. Heterocyclic groups include “heteroaryl” as well as “heterocycloalkyl”. The term “heteroaryl” as used herein refers to a monocyclic or polycyclic aromatic hydrocarbon group wherein one or more carbon atoms have been replaced with heteroatoms selected from nitrogen, oxygen or sulfur. Typical non-limiting examples of heteroaryl group include pyridine,

pyrimidine, pyrazine, pyridazine, furan, pyrrol, thiophene, and the like. The term “aryl” as used herein refers to a monocyclic or polycyclic aromatic hydrocarbon. Typical, non-limiting examples of aryl groups include phenyl, naphthyl, anthracenyl, fluorenyl, phenanthrenyl, and the like.

A person of skills in the art would appreciate that various compounds described herein (including, for example a compound of Formula (I), sulbactam and cefepime) can exist and are often used as their pharmaceutically acceptable derivatives (such as salts, pro-drugs, metabolites, esters, ethers, hydrates, polymorphs, solvates, complexes, and adducts).

In general aspect, there are provided pharmaceutical compositions comprising: (a) a beta-lactam compound selected from sulbactam, cefepime or a pharmaceutically acceptable derivative thereof, and (b) a compound of Formula (I) or a stereoisomer or a pharmaceutically acceptable derivative thereof,



wherein:

R is $-(\text{CH}_2)_n-\text{R}_1$;

R_1 is heterocycloalkyl;

n is 0, 1 or 2.

Suitable examples of Compound of Formula (I) include those wherein n is 0, 1 or 2. In some embodiments, R_1 is pyrrolidine, piperidine, oxazine, thiazine, or morpholine.

Compound of Formula (I), according to the invention can be used in various forms including as such, a stereoisomer or a pharmaceutically acceptable derivative thereof. Typical, non-limiting examples of the compound of Formula (I) include the following:

(2S, 5R)-7-oxo-N-[(3S)-pyrrolidin-3-yloxy]-6-(sulfooxy)-1,6-diazabicyclo[3.2.1] octane -2-carboxamide;

Sulphuric acid, mono[(1R,2S,5R)-7-oxo-2-[[[(3S)-3-pyrrolidinyloxy] amino]carbonyl]-1,6-diazabicyclo[3.2.1]oct-6-yl] ester (CAS Registry Number: 1452458-72-8);

Sulphuric acid, mono[(2S,5R)-7-oxo-2-[[[(3S)-3-pyrrolidinyloxy]amino]carbonyl]-1,6-diazabicyclo [3.2.1]oct-6-yl] ester (CAS Registry Number: 1572988-03-4);

Sulphuric acid, mono[(2S,5R)-7-oxo-2-[[[(3S)-3-pyrrolidinyloxy]amino]carbonyl]-1,6-diazabicyclo[3.2.1]oct-6-yl] ester, sodium salt (1:1) (CAS Registry Number: 1572989-16-2);

(2S, 5R)-7-oxo-N-[(2S)-pyrrolidin-2-ylmethoxy]-6-(sulfooxy)-1,6-diazabicyclo [3.2.1] octane-2-carboxamide;

Sulphuric acid, mono[(1R,2S,5R)-7-oxo-2-[[[(2S)-2-pyrrolidinylmethoxy] amino]carbonyl]-1,6-diazabicyclo[3.2.1]oct-6-yl] ester (CAS Registry Number: 1452459-04-9);

Sulphuric acid, mono[(2S,5R)-7-oxo-2-[[[(2S)-2-pyrrolidinylmethoxy]amino]carbonyl]-1,6-diazabicyclo[3.2.1]oct-6-yl] ester (CAS Registry Number: 1572987-32-6);

Sulphuric acid, mono[(2S,5R)-7-oxo-2-[[[(2S)-2-pyrrolidinylmethoxy]amino]carbonyl]-1,6-diazabicyclo[3.2.1]oct-6-yl] ester, sodium salt (1:1)CAS Registry Number: 1572988-44-3;

(2S,5R)-7-oxo-N-[(2S)-piperidine-2-ylmethoxy]-6-(sulfooxy)-1,6-diazabicyclo [3.2.1] octane-2-carboxamide;

Sulphuric acid, mono[(1R,2S,5R)-7-oxo-2-[[[(2S)-2-piperidinyl methoxy]amino]carbonyl]-1,6-diazabicyclo[3.2.1]oct-6-yl] ester (CAS Registry Number: 1452459-12-9);

Sulphuric acid, mono[(2S,5R)-7-oxo-2-[[[(2S)-2-piperidinylmethoxy]amino]carbonyl]-1,6-diazabicyclo[3.2.1]oct-6-yl] ester (CAS Registry Number: 1572987-74-6);

Sulphuric acid, mono[(2S,5R)-7-oxo-2-[[[(2S)-2-piperidinylmethoxy]amino]carbonyl]-1,6-diazabicyclo[3.2.1]oct-6-yl] ester, sodium salt (1:1) (CAS Registry Number: 1572988-89-6);

or a stereoisomer or a pharmaceutically acceptable derivative thereof.

Compound of Formula (I) may also be used in the form of its stereoisomer or a pharmaceutically acceptable derivative thereof. Typical, non-limiting examples of suitable pharmaceutically acceptable derivatives of a compound of Formula (I) include its various salts such as a sodium, potassium or any other salt.

In some embodiments, there are provided pharmaceutical compositions comprising: (a) a beta-lactam compound selected from sulbactam, cefepime or a pharmaceutically acceptable derivative thereof, and (b) a compound of Formula (I) selected from:

“(2S, 5R)-7-oxo-N-[(3S)-pyrrolidin-3-yloxy]-6-(sulfooxy)-1,6-diazabicyclo[3.2.1] octane -2-carboxamide”;

“(2S, 5R)-7-oxo-N-[(2S)-pyrrolidin-2-ylmethoxy]-6-(sulfooxy)-1,6-diazabicyclo [3.2.1] octane-2-carboxamide”;

“(2S,5R)-7-oxo-N-[(2S)-piperidine-2-ylmethoxy]-6-(sulfooxy)-1,6-diazabicyclo [3.2.1] octane-2-carboxamide”;

or a stereoisomer or a pharmaceutically acceptable derivative thereof.

The active ingredients according to this invention (sulbactam, cefepime or a compound of Formula (I)) may be used in their free forms or in the form of their pharmaceutically acceptable derivatives (such as salts, pro-drugs, metabolites, esters, ethers, hydrates, polymorphs, solvates, complexes, or adducts).

In one general aspect, there are provided pharmaceutical compositions comprising: (a) a beta-lactam compound selected from sulbactam, cefepime or a pharmaceutically acceptable derivative thereof, and (b) a compound of Formula (I) or a stereoisomer or a pharmaceutically acceptable derivative thereof; wherein the compound of Formula (I) or a stereoisomer or a pharmaceutically acceptable derivative thereof is present in the composition in an amount from about 0.25 gram to about 4 gram per gram of the beta-lactam compound selected from sulbactam, cefepime or a pharmaceutically acceptable derivative thereof.

Individual amounts of a compound of Formula (I) or a stereoisomer or a pharmaceutically acceptable derivative thereof, and the beta-lactam compound (selected from sulbactam, cefepime or a pharmaceutically acceptable derivative thereof) in the composition may vary depending on clinical requirements. In some embodiments, a compound of Formula (I) or a stereoisomer or a pharmaceutically acceptable derivative thereof in the composition is present in an amount from about 0.01 gram to about 10 gram. In some other embodiments, a beta-lactam compound selected from sulbactam, cefepime or a pharmaceutically acceptable derivative thereof in the composition is present in an amount from about 0.01 gram to about 10 gram.

In some embodiments, the pharmaceutical composition according to the invention comprises about 1 gram of the compound of Formula (I) or a stereoisomer or a pharmaceutically acceptable derivative thereof, and about 2 gram of the beta-lactam compound selected from sulbactam, cefepime or a pharmaceutically acceptable derivative thereof.

In some other embodiments, the pharmaceutical composition according to the invention comprises about 2 gram of the compound of Formula (I) or a stereoisomer or a pharmaceutically acceptable derivative thereof, and about 2 gram of the beta-lactam compound selected from sulbactam, cefepime or a pharmaceutically acceptable derivative thereof.

In some embodiments, the pharmaceutical composition according to the invention comprises about 0.5 gram of the compound of Formula (I) or a stereoisomer or a pharmaceutically acceptable derivative thereof, and about 2 gram of the beta-lactam compound selected from sulbactam, cefepime or a pharmaceutically acceptable derivative thereof.

In some embodiments, the pharmaceutical composition according to the invention comprises about 0.25 gram of the compound of Formula (I) or a stereoisomer or a pharmaceutically acceptable derivative thereof, and about 1 gram of the beta-lactam compound selected from sulbactam, cefepime or a pharmaceutically acceptable derivative thereof.

In some embodiments, the pharmaceutical composition according to the invention comprises about 0.5 gram of the compound of Formula (I) or a stereoisomer or a pharmaceutically acceptable derivative thereof, and about 1 gram of the beta-lactam compound selected from sulbactam, cefepime or a pharmaceutically acceptable derivative thereof.

In some embodiments, the pharmaceutical composition according to the invention comprises about 1 gram of the compound of Formula (I) or a stereoisomer or a pharmaceutically acceptable derivative thereof, and about 1 gram of the beta-lactam compound selected from sulbactam, cefepime or a pharmaceutically acceptable derivative thereof.

In some embodiments, the pharmaceutical composition according to the invention comprises about 2 gram of the compound of Formula (I) or a stereoisomer or a pharmaceutically acceptable derivative thereof, and about 1 gram of the beta-lactam compound selected from sulbactam, cefepime or a pharmaceutically acceptable derivative thereof.

In some other embodiments, the pharmaceutical composition according to the invention comprises about 1 gram of the compound of Formula (I) or a stereoisomer or a pharmaceutically

acceptable derivative thereof, and about 0.5 gram of the beta-lactam compound selected from sulbactam, cefepime or a pharmaceutically acceptable derivative thereof.

The pharmaceutical composition and methods according to the invention use active as well as inactive ingredients. The active ingredients consist of: (a) a compound of formula (I) or a stereoisomer or a pharmaceutically acceptable derivative thereof, and (b) a beta-lactam compound selected from sulbactam, cefepime or a pharmaceutically acceptable derivative thereof. The pharmaceutical compositions according to the invention may include one or more pharmaceutically acceptable inactive ingredients such as carriers or excipients or the like. Typical, non-limiting examples of such carriers or excipients include mannitol, lactose, starch, magnesium stearate, sodium saccharine, talcum, cellulose, sodium crosscarmellose, glucose, gelatine, sucrose, magnesium carbonate, wetting agents, emulsifying agents, solubilizing agents, buffering agents, lubricants, preservatives, stabilizing agents, binding agents and the like.

The pharmaceutical compositions or the active ingredients according to the present invention may be formulated into a variety of dosage forms, such as solid, semi-solid, liquid and aerosol dosage forms. Typical, non-limiting examples of some dosage forms include tablets, capsules, powders, solutions, suspensions, suppositories, aerosols, granules, emulsions, syrups, elixirs and the like.

In some embodiments, pharmaceutical compositions according to the invention are in the form of a powder or a solution. In some other embodiments, pharmaceutical compositions according to the invention are present in the form of a powder or a solution that can be reconstituted by addition of a compatible reconstitution diluent prior to administration. In some other embodiments, pharmaceutical compositions according to the invention are in the form of a frozen composition that can be diluted with a compatible reconstitution diluent prior to administration. Typical, non-limiting example of suitable compatible reconstitution diluent includes water.

In some other embodiments, pharmaceutical compositions according to the invention are present in the form ready to use for parenteral administration.

The compositions according to the invention can be formulated into various dosage forms wherein the active ingredients and/or excipients may be present either together (e.g. as an admixture) or as separate components. When the various ingredients in the composition are formulated as a mixture,

such compositions can be delivered by administering such a mixture to a subject using any suitable route of administration. Alternatively, pharmaceutical compositions according to the invention may also be formulated into a dosage form wherein one or more ingredients (such as active or inactive ingredients) are present as separate components. The composition or dosage form wherein the ingredients do not come as a mixture, but come as separate components, such composition/dosage form may be administered in several ways. In one possible way, the ingredients may be mixed in the desired proportions and the mixture is reconstituted in suitable reconstitution diluent and is then administered as required. Alternatively, the components or the ingredients (active or inert) may be separately administered (simultaneously or one after the other) in appropriate proportion so as to achieve the same or equivalent therapeutic level or effect as would have been achieved by administration of the equivalent mixture.

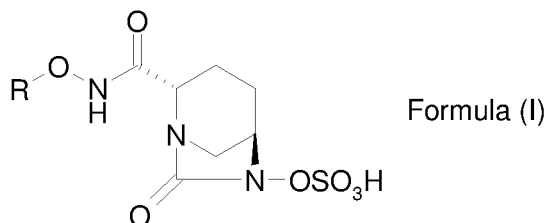
In some embodiments, pharmaceutical compositions according to the invention are formulated into a dosage form such that the compound of Formula (I) or a stereoisomer or a pharmaceutically acceptable derivative thereof, and the beta-lactam compound selected from sulbactam, cefepime or a pharmaceutically acceptable derivative thereof, are present in the composition as admixture or as separate components. In some other embodiments, pharmaceutical compositions according to the invention are formulated into a dosage form such that the compound of Formula (I) or a stereoisomer or a pharmaceutically acceptable derivative thereof, and the beta-lactam compound selected from sulbactam, cefepime or a pharmaceutically acceptable derivative thereof, are present in the composition as separate components.

In one general aspect, pharmaceutical compositions according to the invention are used in treatment or prevention of a bacterial infection.

In another general aspect, there are provided methods for treating or preventing a bacterial infection in a subject, said methods comprising administering to said subject effective amount of a pharmaceutical composition according to the invention. In case of dosage forms wherein the compound of Formula (I) or a stereoisomer or a pharmaceutically acceptable derivative thereof, and the beta-lactam compound selected from sulbactam, cefepime or a pharmaceutically acceptable derivative thereof are present in the composition as separate components; the compound of Formula (I) or a stereoisomer or a pharmaceutically acceptable derivative thereof may be administered before, after or

simultaneously with the administration of the beta-lactam compound selected from sulbactam, cefepime or a pharmaceutically acceptable derivative thereof.

In yet another general aspect, there are provided methods for treating or preventing bacterial infections in a subject, said methods comprising administering to said subject an effective amount of: (a) a beta-lactam compound selected from sulbactam, cefepime or a pharmaceutically acceptable derivative thereof, and (b) a compound of Formula (I) or a stereoisomer or a pharmaceutically acceptable derivative thereof:



wherein:

R is $-(\text{CH}_2)_n-\text{R}_1$;

R_1 is heterocycloalkyl;

n is 0, 1 or 2.

In another general aspect, there are provided methods for treating or preventing bacterial infections in a subject, said methods comprising administering to said subject an effective amount of: (a) a beta-lactam compound selected from sulbactam, cefepime or a pharmaceutically acceptable derivative thereof, and (b) a compound of Formula (I) or a stereoisomer or a pharmaceutically acceptable derivative thereof; wherein amount of a compound of Formula (I) or a stereoisomer or a pharmaceutically acceptable derivative thereof administered is from about 0.25 gram to about 4 gram per gram of a beta lactam compound selected from sulbactam, cefepime or a pharmaceutically acceptable derivative thereof.

In some embodiments, there is provided a method for treating or preventing a bacterial infection in a subject, said method comprising administering to said subject: (a) a beta-lactam compound selected from sulbactam, cefepime or a pharmaceutically acceptable derivative thereof, and (b) a compound of Formula (I) or a stereoisomer or a pharmaceutically acceptable derivative thereof, in any of the following amounts:

(i) about 1 gram of the compound of Formula (I) or a stereoisomer or a pharmaceutically acceptable derivative thereof, and about 2 gram of the beta-lactam compound selected from sulbactam cefepime or a pharmaceutically acceptable derivative thereof;

(ii) about 2 gram of the compound of Formula (I) or a stereoisomer or a pharmaceutically acceptable derivative thereof, and about 2 gram of the beta-lactam compound selected from sulbactam, cefepime or a pharmaceutically acceptable derivative thereof;

(iii) about 0.5 gram of the compound of Formula (I) or a stereoisomer or a pharmaceutically acceptable derivative thereof, and about 2 gram of the beta-lactam compound selected from sulbactam, cefepime or a pharmaceutically acceptable derivative thereof;

(iv) about 0.25 gram of the compound of Formula (I) or a stereoisomer or a pharmaceutically acceptable derivative thereof, and about 1 gram of the beta-lactam compound selected from sulbactam, cefepime or a pharmaceutically acceptable derivative thereof;

(v) about 0.5 gram of the compound of Formula (I) or a stereoisomer or a pharmaceutically acceptable derivative thereof, and about 1 gram of the beta-lactam compound selected from sulbactam, cefepime or a pharmaceutically acceptable derivative thereof;

(vi) about 1 gram of the compound of Formula (I) or a stereoisomer or a pharmaceutically acceptable derivative thereof, and about 1 gram of the beta-lactam compound selected from sulbactam, cefepime or a pharmaceutically acceptable derivative thereof;

(vii) about 2 gram of the compound of Formula (I) or a stereoisomer or a pharmaceutically acceptable derivative thereof, and about 1 gram of the beta-lactam compound selected from sulbactam, cefepime or a pharmaceutically acceptable derivative thereof; or

(viii) about 1 gram of the compound of Formula (I) or a stereoisomer or a pharmaceutically acceptable derivative thereof, and about 0.5 gram of the beta-lactam compound selected from sulbactam, cefepime or a pharmaceutically acceptable derivative thereof.

In some embodiments, in the methods according to the invention, the compound of Formula (I) or a stereoisomer or a pharmaceutically acceptable derivative thereof is administered in an amount from about 0.01 gram to about 10 gram. In some other embodiments, in the methods according to the invention, the beta-lactam compound selected from sulbactam, cefepime or a pharmaceutically acceptable derivative thereof is administered in an amount from about 0.01 gram to about 10 gram.

In some embodiments, in the methods according to the invention, the compound of Formula (I) or a stereoisomer or a pharmaceutically acceptable derivative thereof is administered before, after or simultaneously with the administration of the beta-lactam compound selected from sulbactam, cefepime or a pharmaceutically acceptable derivative thereof.

In the methods according to the invention, the pharmaceutical composition and/or other pharmaceutically active ingredients disclosed herein may be administered by any appropriate method, which serves to deliver the composition, or its constituents, or the active ingredients to the desired site. The method of administration can vary depending on various factors, such as for example, the components of the pharmaceutical composition and the nature of the active ingredients, the site of the potential or actual infection, the microorganism (e.g. bacteria) involved, severity of infection, age and physical condition of the subject. Some non-limiting examples of administering the composition to a subject according to this invention include oral, intravenous, topical, intraspiratory, intraperitoneal, intramuscular, parenteral, sublingual, transdermal, intranasal, aerosol, intraocular, intratracheal, intrarectal, vaginal, gene gun, dermal patch, eye drop, ear drop or mouthwash. In some embodiments, the compositions or one or more active ingredients according to the invention are administered parenterally.

In some embodiments, in the compositions and methods according to the invention, a compound of Formula (I) is:

(a) “(2S, 5R)-7-oxo-N-[(3S)-pyrrolidin-3-yloxy]-6-(sulfooxy)-1,6-diazabicyclo[3.2.1] octane - 2-carboxamide”;

(b) “(2S, 5R)-7-oxo-N-[(2S)-pyrrolidin-2-ylmethoxy]-6-(sulfooxy)-1,6-diazabicyclo [3.2.1] octane-2-carboxamide”;

(c) “(2S,5R)-7-oxo-N-[(2S)-piperidine-2-ylmethoxy]-6-(sulfooxy)-1,6-diazabicyclo [3.2.1] octane-2-carboxamide”;

or a stereoisomer or a pharmaceutically acceptable derivative thereof.

In some embodiments, in compositions and methods according to the invention, a compound of Formula (I) is present as a sodium or potassium salt.

In some embodiments, in the compositions and methods according to the invention, sulbactam is present as sulbactam sodium.

In some embodiments, there is provided a method for increasing antibacterial effectiveness of a beta-lactam compound selected from sulbactam, cefepime or a pharmaceutically acceptable derivative thereof in a subject, said method comprising co-administering the beta-lactam compound selected from sulbactam, cefepime or a pharmaceutically acceptable derivative thereof, with the compound of Formula (I) or a stereoisomer or a pharmaceutically acceptable derivative thereof. In some other embodiments, there is provided a method for increasing antibacterial effectiveness of a beta-lactam compound selected from sulbactam or cefepime, or a pharmaceutically acceptable derivative thereof in a subject, said method comprising co-administering the beta-lactam compound selected from sulbactam or cefepime, or a pharmaceutically acceptable derivative thereof, with the compound of Formula (I) or a stereoisomer or a pharmaceutically acceptable derivative thereof, wherein the amount of the compound of Formula (I) or a stereoisomer or a pharmaceutically acceptable derivative thereof is from about 0.25 gram to about 4 gram per gram of the beta-lactam compound selected from sulbactam, cefepime or a pharmaceutically acceptable derivative thereof.

A wide variety of bacterial infections can be treated or prevented using compositions and methods according to the invention. Typical, non-limiting examples of bacterial infections that can be treated or prevented using methods and/or pharmaceutical compositions according to the invention include *E. coli* infections, *Yersinia pestis* (pneumonic plague), staphylococcal infection, mycobacteria infection, bacterial pneumonia, *Shigella* dysentery, *Serratia* infections, *Candida* infections, *Cryptococcal* infection, anthrax, tuberculosis or infections caused by *Pseudomonas aeruginosa*, *Acinetobacter baumannii* or methicillin resistant *Staphylococcus aureus* (MRSA) etc.

The pharmaceutical compositions and methods according to the invention are useful in treatment or prevention of several infections, including for example, skin and soft tissue infections, febrile neutropenia, urinary tract infection, intraabdominal infections, respiratory tract infections, pneumonia (nosocomial), bacteremia meningitis, surgical infections and the like.

In some embodiments, pharmaceutical compositions and methods according to the invention are used in treatment or prevention of infections caused by resistant bacteria. In some other embodiments, the compositions and methods according to the invention are used in treatment or prevention of infections caused by bacteria producing one or more beta-lactamase enzymes.

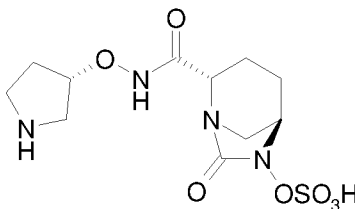
In general, the pharmaceutical compositions and methods disclosed herein are also effective in preventing or treating infections caused by bacteria that are considered to be less or not susceptible to one or more of known antibacterial agents or their known compositions. Some non-limiting examples of such bacteria known to have developed resistance to various antibacterial agents include *Acinetobacter*, *Escherichia coli*, *Pseudomonas aeruginosa*, *Staphylococcus aureus*, *Enterobacter*, *Klebsiella*, *Citrobacter* and a like.

EXAMPLES

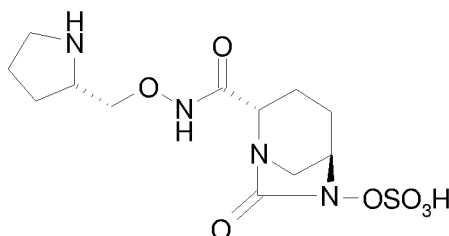
The following examples illustrate the embodiments of the invention that are presently best known. However, it is to be understood that the following are only exemplary or illustrative of the application of the principles of the present invention. Numerous modifications and alternative compositions, methods, and systems may be devised by those skilled in the art without departing from the spirit and scope of the present invention. The appended claims are intended to cover such modifications and arrangements. Thus, while the present invention has been described above with particularity, the following examples provide further detail in connection with what are presently deemed to be the most practical and preferred embodiments of the invention.

The broth microdilution Minimum Inhibitory Concentration (MIC) studies were conducted as per the CLSI recommendations (Clinical and Laboratory Standards Institute (CLSI), Performance Standards for Antimicrobial Susceptibility Testing, 20th Informational Supplement, M 100-S20, Volume 30, No. 1, 2010). The media utilized was Brain Heart Infusion broth (BD, USA). In brief, 50 µl of serial double dilutions of the antibacterial agents in Brain Heart Infusion media were dispensed in 96 well microtiter plate. 50 µl of culture suspension was added to each pre dispensed drug dilution such that the final bacterial inoculum density was $2-8 \times 10^5$ CFU/ml. The plates were incubated for 20-24 hours at $35 \pm 2^\circ$ C and observed visually for growth or no growth based on the turbidity. Three specific compounds generally represented by a general Formula (I) were used and are as follows:

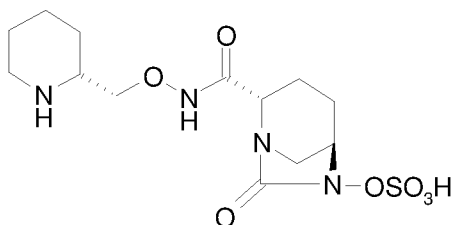
1. (2S, 5R)-7-oxo-N-[(3S)-pyrrolidin-3-yloxy]-6-(sulfooxy)-1,6-diazabicyclo[3.2.1] octane -2-carboxamide (**Compound A**),



2. (2S, 5R)-7-oxo-N-[(2S)-pyrrolidin-2-ylmethoxy]-6-(sulfooxy)-1,6-diazabicyclo [3.2.1] octane-2-carboxamide (**Compound B**) and



3. (2S,5R)-7-oxo-N-[(2S)-piperidine-2-ylmethoxy]-6-(sulfooxy)-1,6-diazabicyclo [3.2.1] octane-2- carboxamide (**Compound C**).



The results of antibacterial activity of various compounds when used alone and in combinations according to the inventions are shown in Tables 1 and 2 respectively. The strains of *A. baumannii* used for the study were those which produced carbapenem hydrolyzing class D beta-lactamase enzymes (OXA 23, OXA 24 or OXA 27). As can be seen from Table 1, that Compound A, Compound B and Compound C when used alone did not exhibit any antibacterial activity (MIC: > 128 mcg/ml). Also, Sulbactam, Cefepime and Meropenem when used alone exhibited poor antibacterial activity against *A.*

baumannii. However, surprisingly, as can be seen from the Table 2, the combination according to the invention, exhibited synergistic antibacterial activity against *A. baumannii*. In general, the MIC values of Sulbactam and Cefepime reduced when these were combined with Compounds A, B and C.

Thus the results in Tables 1-2, clearly and surprisingly demonstrate synergistic antibacterial potential of combinations according to invention against *Acinetobacter baumannii* strains harbouring Class D beta-lactamase resistance mechanisms.

Table 1. Antibacterial Activity of various compounds against *A. baumannii*

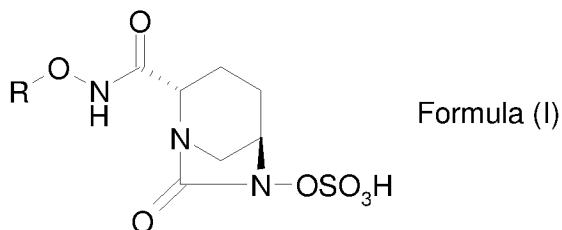
Sr.	Strain	Enzymes	MIC (mcg/ml)					
			Sulbactam	Cefepime	Meropenem	Compound A	Compound B	Compound C
1.	<i>A. baumannii</i> NCTC 13301	OXA 51, OXA 23	8	> 32	32	> 128	> 128	> 128
2.	<i>A. baumannii</i> NCTC 13302	OXA 51, OXA 24	16	32	> 32	> 128	> 128	> 128
3.	<i>A. baumannii</i> NCTC 13304	OXA 51, OXA 27	32	32	> 32	> 128	> 128	> 128

Table 2. Antibacterial activity of sulbactam and Cefepime in combination with compounds A, B and C.

Sr.	Strain	Enzymes	MIC (mcg/ml) of Sulbactam in combination of			MIC (mcg/ml) of Cefepime in combination of		
			Compound A (4 mcg/ml)	Compound B (4 mcg/ml)	Compound C (4 mcg/ml)	Compound A (8 mcg/ml)	Compound B (8 mcg/ml)	Compound C (8 mcg/ml)
1.	<i>A. baumannii</i> NCTC 13301	OXA 51, OXA 23	4	4	4	16	16	32
2.	<i>A. baumannii</i> NCTC 13302	OXA 51, OXA 24	8	4	8	16	16	16
3.	<i>A. baumannii</i> NCTC 13304	OXA 51, OXA 27	8	4	8	16	8	8

CLAIMS

1. A pharmaceutical composition comprising: (a) a beta-lactam compound selected from sulbactam, cefepime or a pharmaceutically acceptable derivative thereof, and (b) a compound of Formula (I) or a stereoisomer or a pharmaceutically acceptable derivative thereof:



wherein:

R is $-(\text{CH}_2)_n-\text{R}_1$;

R_1 is heterocycloalkyl;

n is 0, 1 or 2.

2. A pharmaceutical composition according to Claim 1, wherein the compound of Formula (I) or a stereoisomer or a pharmaceutically acceptable derivative thereof is present in the composition in an amount from about 0.25 gram to about 4 gram per gram of the beta-lactam compound selected from sulbactam, cefepime or a pharmaceutically acceptable derivative thereof.

3. A pharmaceutical composition according to any of the Claims 1 or 2, wherein the compound of Formula (I) or a stereoisomer or a pharmaceutically acceptable derivative thereof is present in the composition in an amount from about 0.01 gram to about 10 gram.

4. A pharmaceutical composition according to any of the Claims 1 or 2, wherein the beta-lactam compound selected from sulbactam, cefepime or a pharmaceutically acceptable derivative thereof is present in the composition in an amount from about 0.01 gram to about 10 gram.

5. A pharmaceutical composition according to any of the Claims 1 to 4, comprising: (a) the beta-lactam compound selected from sulbactam, cefepime or a pharmaceutically acceptable derivative thereof, and (b) the compound of Formula (I) or a stereoisomer or a pharmaceutically acceptable derivative thereof, in any of the following amounts:

(i) about 1 gram of the compound of Formula (I) or a stereoisomer or a pharmaceutically acceptable derivative thereof, and about 2 gram of the beta-lactam compound selected from sulbactam, cefepime or a pharmaceutically acceptable derivative thereof;

(ii) about 2 gram of the compound of Formula (I) or a stereoisomer or a pharmaceutically acceptable derivative thereof, and about 2 gram of the beta-lactam compound selected from sulbactam, cefepime or a pharmaceutically acceptable derivative thereof;

(iii) about 0.5 gram of the compound of Formula (I) or a stereoisomer or a pharmaceutically acceptable derivative thereof, and about 2 gram of the beta-lactam compound selected from sulbactam, cefepime or a pharmaceutically acceptable derivative thereof;

(iv) about 0.25 gram of the compound of Formula (I) or a stereoisomer or a pharmaceutically acceptable derivative thereof, and about 1 gram of the beta-lactam compound selected from sulbactam, cefepime or a pharmaceutically acceptable derivative thereof;

(v) about 0.5 gram of the compound of Formula (I) or a stereoisomer or a pharmaceutically acceptable derivative thereof, and about 1 gram of the beta-lactam compound selected from sulbactam, cefepime or a pharmaceutically acceptable derivative thereof;

(vi) about 1 gram of the compound of Formula (I) or a stereoisomer or a pharmaceutically acceptable derivative thereof, and about 1 gram of the beta-lactam compound selected from sulbactam, cefepime or a pharmaceutically acceptable derivative thereof;

(vii) about 2 gram of the compound of Formula (I) or a stereoisomer or a pharmaceutically acceptable derivative thereof, and about 1 gram of the beta-lactam compound selected from sulbactam, cefepime or a pharmaceutically acceptable derivative thereof; or

(viii) about 1 gram of the compound of Formula (I) or a stereoisomer or a pharmaceutically acceptable derivative thereof, and about 0.5 gram of the beta-lactam compound selected from sulbactam, cefepime or a pharmaceutically acceptable derivative thereof.

6. A pharmaceutical composition according to any of the Claims 1 to 5, wherein the compound of Formula (I) is: “(2S, 5R)-7-oxo-N-[(3S)-pyrrolidin-3-yloxy]-6-(sulfooxy)-1,6-

diazabicyclo[3.2.1] octane -2-carboxamide” or a stereoisomer or a pharmaceutically acceptable derivative thereof.

7. A pharmaceutical composition according to any of the Claims 1 to 5, wherein the compound of Formula (I) is: “(2S, 5R)-7-oxo-N-[(2S)-pyrrolidin-2-ylmethoxy]-6-(sulfooxy)-1,6-diazabicyclo [3.2.1] octane-2-carboxamide” or a stereoisomer or a pharmaceutically acceptable derivative thereof.

8. A pharmaceutical composition according to any of the Claims 1 to 5, wherein the compound of Formula (I) is: “(2S, 5R)-7-oxo-N-[(2S)-piperidine-2-ylmethoxy]-6-(sulfooxy)-1,6-diazabicyclo [3.2.1] octane-2-carboxamide” or a stereoisomer or a pharmaceutically acceptable derivative thereof.

9. A pharmaceutical composition according to any of the Claims 1 to 8, wherein sulbactam is present as sulbactam sodium.

10. A pharmaceutical composition according to any of the Claims 1 to 9, wherein the composition is formulated into a dosage form such that the compound of Formula (I) or a stereoisomer or a pharmaceutically acceptable derivative thereof, and the beta-lactam compound selected from sulbactam, cefepime or a pharmaceutically acceptable derivative thereof, are present in the composition as admixture or as a separate components.

11. A pharmaceutical composition according to Claim 10, wherein the composition is formulated into a dosage form such that the compound of Formula (I) or a stereoisomer or a pharmaceutically acceptable derivative thereof, and the beta-lactam compound selected from sulbactam, cefepime or a pharmaceutically acceptable derivative thereof, are present in the composition as separate components.

12. A pharmaceutical composition according to any of the Claims 1 to 11, wherein the composition is in the form of a powder or a solution.

13. A pharmaceutical composition according to Claim 12, wherein the composition is in the form of a powder or a solution that can be reconstituted by addition of a compatible reconstitution diluent for use in parenteral administration.

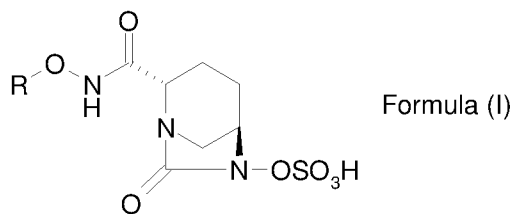
14. A pharmaceutical composition according to any of the Claims 1 to 13 for use in treatment or prevention of a bacterial infection.

15. A pharmaceutical composition according to Claim 11 for use in treatment or prevention of bacterial infection, wherein the compound of Formula (I) or a stereoisomer or a pharmaceutically acceptable derivative thereof, is administered before, after or simultaneously with the administration of the beta-lactam compound selected from sulbactam, cefepime or a pharmaceutically acceptable derivative thereof.

16. A method for preventing or treating a bacterial infection in a subject, said method comprising administering to said subject an effective amount of a pharmaceutical composition according to any of the Claims 1 to 13.

17. A method for treating or preventing a bacterial infection in a subject, said method comprising administering to said subject an effective amount a pharmaceutical composition according to Claim 11, wherein the compound of Formula (I) or a stereoisomer or a pharmaceutically acceptable derivative thereof, is administered before, after or simultaneously with the administration of the beta-lactam compound selected from sulbactam, cefepime or a pharmaceutically acceptable derivative thereof.

18. A method for treating or preventing a bacterial infection in a subject, said method comprising administering to said subject an effective amount of: (a) a beta-lactam compound selected from sulbactam, cefepime or a pharmaceutically acceptable derivative thereof, and (b) a compound of Formula (I) or a stereoisomer or a pharmaceutically acceptable derivative thereof:



wherein:

R is $-(\text{CH}_2)_n-\text{R}_1$;

R₁ is heterocycloalkyl;

n is 0, 1 or 2.

19. A method according to Claim 18, wherein amount of the compound of Formula (I) or a stereoisomer or a pharmaceutically acceptable derivative thereof administered is from about

0.25 gram to about 4 gram per gram of the beta-lactam compound selected from sulbactam, cefepime or a pharmaceutically acceptable derivative thereof.

20. A method according to any of the Claims 18 or 19, wherein the compound of Formula (I) or a stereoisomer or a pharmaceutically acceptable derivative thereof is administered in an amount from about 0.01 gram to about 10 gram.

21. A method according to any of the Claims 18 or 19, wherein the beta-lactam compound selected from sulbactam, cefepime or a pharmaceutically acceptable derivative thereof is administered in an amount from about 0.01 gram to about 10 gram.

22. A method according to any of the Claims 18 to 21, wherein: (a) the beta-lactam compound selected from sulbactam, cefepime or a pharmaceutically acceptable derivative thereof and (b) the compound of Formula (I) or a stereoisomer or a pharmaceutically acceptable derivative thereof, are administered in any of the following amounts:

(i) about 1 gram of the compound of Formula (I) or a stereoisomer or a pharmaceutically acceptable derivative thereof, and about 2 gram of the beta-lactam compound selected from sulbactam, cefepime or a pharmaceutically acceptable derivative thereof;

(ii) about 2 gram of the compound of Formula (I) or a stereoisomer or a pharmaceutically acceptable derivative thereof, and about 2 gram of the beta-lactam compound selected from sulbactam, cefepime or a pharmaceutically acceptable derivative thereof;

(iii) about 0.5 gram of the compound of Formula (I) or a stereoisomer or a pharmaceutically acceptable derivative thereof, and about 2 gram of the beta-lactam compound selected from sulbactam, cefepime or a pharmaceutically acceptable derivative thereof;

(iv) about 0.25 gram of the compound of Formula (I) or a stereoisomer or a pharmaceutically acceptable derivative thereof, and about 1 gram of the beta-lactam compound selected from sulbactam, cefepime or a pharmaceutically acceptable derivative thereof;

(v) about 0.5 gram of the compound of Formula (I) or a stereoisomer or a pharmaceutically acceptable derivative thereof, and about 1 gram of the beta-lactam compound selected from sulbactam, cefepime or a pharmaceutically acceptable derivative thereof;

(vi) about 1 gram of the compound of Formula (I) or a stereoisomer or a pharmaceutically acceptable derivative thereof, and about 1 gram of the beta-lactam compound selected from sulbactam, cefepime or a pharmaceutically acceptable derivative thereof;

(vii) about 2 gram of the compound of Formula (I) or a stereoisomer or a pharmaceutically acceptable derivative thereof, and about 1 gram of the beta-lactam compound selected from sulbactam, cefepime or a pharmaceutically acceptable derivative thereof; or

(viii) about 1 gram of the compound of Formula (I) or a stereoisomer or a pharmaceutically acceptable derivative thereof, and about 0.5 gram of the beta-lactam compound selected from sulbactam, cefepime or a pharmaceutically acceptable derivative thereof.

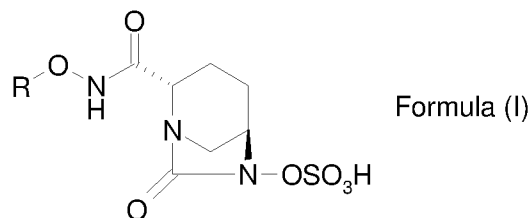
23. A method according to any of the Claims 18 to 22, wherein the compound of Formula (I) or a stereoisomer or a pharmaceutically acceptable derivative thereof, is administered before, after or simultaneously with the administration of the beta-lactam compound selected from sulbactam, cefepime or a pharmaceutically acceptable derivative thereof.

24. A method according to any of the Claims 18 to 23, wherein the compound of Formula (I) is: “(2S, 5R)-7-oxo-N-[(3S)-pyrrolidin-3-yloxy]-6-(sulfooxy)-1,6-diazabicyclo[3.2.1] octane -2-carboxamide” or a stereoisomer or a pharmaceutically acceptable derivative thereof.

25. A method according to any of the Claims 18 to 23, wherein the compound of Formula (I) is: “(2S, 5R)-7-oxo-N-[(2S)-pyrrolidin-2-ylmethyloxy]-6-(sulfooxy)-1,6-diazabicyclo [3.2.1] octane-2-carboxamide” or a stereoisomer or a pharmaceutically acceptable derivative thereof.

26. A method according to any of the Claims 18 to 23, wherein the compound of Formula (I) is: “(2S,5R)-7-oxo-N-[(2S)-piperidine-2-ylmethyloxy]-6-(sulfooxy)-1,6-diazabicyclo [3.2.1] octane-2-carboxamide” or a stereoisomer or a pharmaceutically acceptable derivative thereof.

27. A method for increasing antibacterial effectiveness of cefepime or a pharmaceutically acceptable derivative thereof in a subject, said method comprising co-administering cefepime or a pharmaceutically acceptable derivative thereof, with a compound of Formula (I) or a stereoisomer or a pharmaceutically acceptable derivative thereof:



wherein:

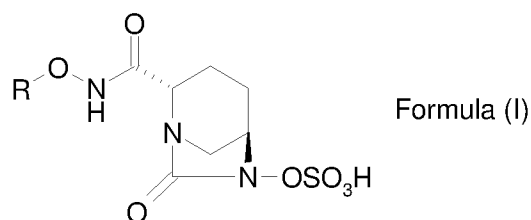
R is $-(\text{CH}_2)_n-\text{R}_1$;

R₁ is heterocycloalkyl;

n is 0, 1 or 2.

28. A method according to Claim 27, wherein amount of the compound of Formula (I) or a stereoisomer or a pharmaceutically acceptable derivative thereof administered is from about 0.25 gram to about 4 gram per gram of cefepime or a pharmaceutically acceptable derivative thereof.

29. A method for increasing antibacterial effectiveness of sulbactam or a pharmaceutically acceptable derivative thereof in a subject, said method comprising co-administering sulbactam or a pharmaceutically acceptable derivative thereof, with a compound of Formula (I) or a stereoisomer or a pharmaceutically acceptable derivative thereof.



wherein:

R is $-(\text{CH}_2)_n-\text{R}_1$;

R₁ is heterocycloalkyl;

n is 0, 1 or 2.

30. A method according to Claim 29, wherein amount of the compound of Formula (I) or a stereoisomer or a pharmaceutically acceptable derivative thereof administered is from about 0.25 gram to about 4 gram per gram of sulbactam or a pharmaceutically acceptable derivative thereof.

INTERNATIONAL SEARCH REPORT

International application No
PCT/IB2014/065708

A. CLASSIFICATION OF SUBJECT MATTER
 INV. A61K31/43 A61K31/439 A61K31/546 A61P31/04
 ADD.
 According to International Patent Classification (IPC) or to both national classification and IPC

B. FIELDS SEARCHED
 Minimum documentation searched (classification system followed by classification symbols)
 A61K

Documentation searched other than minimum documentation to the extent that such documents are included in the fields searched

Electronic data base consulted during the international search (name of data base and, where practicable, search terms used)
 EPO-Internal, WPI Data, BIOSIS, CHEM ABS Data, EMBASE, MEDLINE

C. DOCUMENTS CONSIDERED TO BE RELEVANT

Category*	Citation of document, with indication, where appropriate, of the relevant passages	Relevant to claim No.
X,P	WO 2014/033560 A1 (WOCKHARDT LTD [IN]) 6 March 2014 (2014-03-06) claim 1-3, 7, 21; example 1 -----	1,6-8, 10-18, 23-27,29
Y	WO 2013/014496 A1 (WOCKHARDT LTD [IN]; BHAGWAT SACHIN SUBHASH [IN]; PATEL MAHESH VITHALBH) 31 January 2013 (2013-01-31) table 1 -----	1-30
Y	US 2013/225554 A1 (MAITI SAMARENDRA N [CA] ET AL) 29 August 2013 (2013-08-29) claim 1; table 1; [0003], [0096]; [0107] -----	1-30

Further documents are listed in the continuation of Box C.

See patent family annex.

* Special categories of cited documents :

- "A" document defining the general state of the art which is not considered to be of particular relevance
- "E" earlier application or patent but published on or after the international filing date
- "L" document which may throw doubts on priority claim(s) or which is cited to establish the publication date of another citation or other special reason (as specified)
- "O" document referring to an oral disclosure, use, exhibition or other means
- "P" document published prior to the international filing date but later than the priority date claimed

- "T" later document published after the international filing date or priority date and not in conflict with the application but cited to understand the principle or theory underlying the invention
- "X" document of particular relevance; the claimed invention cannot be considered novel or cannot be considered to involve an inventive step when the document is taken alone
- "Y" document of particular relevance; the claimed invention cannot be considered to involve an inventive step when the document is combined with one or more other such documents, such combination being obvious to a person skilled in the art
- "&" document member of the same patent family

Date of the actual completion of the international search 23 January 2015	Date of mailing of the international search report 02/02/2015
--	--

Name and mailing address of the ISA/ European Patent Office, P.B. 5818 Patentlaan 2 NL - 2280 HV Rijswijk Tel. (+31-70) 340-2040, Fax: (+31-70) 340-3016	Authorized officer Borst, Markus
--	---

INTERNATIONAL SEARCH REPORT

Information on patent family members

International application No

PCT/IB2014/065708

Patent document cited in search report	Publication date	Patent family member(s)	Publication date
WO 2014033560 A1	06-03-2014	AU 2013308127 A1 WO 2014033560 A1	10-07-2014 06-03-2014

WO 2013014496 A1	31-01-2013	AU 2011373911 A1 CA 2842777 A1 CN 103687598 A EP 2736508 A1 JP 2014521631 A KR 20140053900 A US 2014094447 A1 WO 2013014496 A1	07-11-2013 31-01-2013 26-03-2014 04-06-2014 28-08-2014 08-05-2014 03-04-2014 31-01-2013

US 2013225554 A1	29-08-2013	US 2013225554 A1 US 2013281359 A1 US 2014221341 A1	29-08-2013 24-10-2013 07-08-2014
