



US00D750556S

(12) **United States Design Patent**
Morad et al.

(10) **Patent No.:** **US D750,556 S**

(45) **Date of Patent:** **** Mar. 1, 2016**

(54) **SOLAR PANEL**

(71) Applicant: **COGENRA SOLAR, INC.**, Mountain View, CA (US)

(72) Inventors: **Ratson Morad**, Palo Alto, CA (US); **Glad Almogy**, Palo Alto, CA (US); **Itai Suez**, Santa Cruz, CA (US); **Jean Hummel**, San Carlos, CA (US); **Nathan Beckett**, Oakland, CA (US)

(73) Assignee: **SunPower Corporation**, San Jose, CA (US)

(**) Term: **14 Years**

(21) Appl. No.: **29/509,586**

(22) Filed: **Nov. 19, 2014**

(51) **LOC (10) Cl.** **13-02**
(52) **U.S. Cl.**

USPC **D13/102**

(58) **Field of Classification Search**

USPC 126/580, 581, 611, 621, 622, 623;
136/200, 243, 244, 245, 251, 256, 291;
438/66, 72, 80; D13/101, 102, 107,
D13/184, 199

CPC Y02E 10/50; Y02E 10/544; H01L 31/042
See application file for complete search history.

(56) **References Cited**

U.S. PATENT DOCUMENTS

D332,509 S *	1/1993	Kovatch	D30/120
D353,129 S *	12/1994	Ricaud et al.	D13/102
D391,921 S *	3/1998	Zimmer et al.	D13/102
D397,990 S *	9/1998	Fukuhara et al.	D13/102
D442,915 S	5/2001	Sasaoka		
D479,191 S *	9/2003	Peress et al.	D13/102
D487,884 S *	3/2004	Peress et al.	D13/102
D501,563 S *	2/2005	Miller et al.	D25/48.4
D582,842 S *	12/2008	Wei	D13/102
D588,534 S *	3/2009	Sharma et al.	D13/102
D652,376 S *	1/2012	Nomi et al.	D13/102

D658,119 S *	4/2012	Bamberg et al.	D13/102
D689,817 S *	9/2013	Sun et al.	D13/102
8,907,203 B2 *	12/2014	Nasuno	H01L 31/0201 136/244
D724,012 S *	3/2015	Zhan	D13/102
9,006,559 B2 *	4/2015	Kobamoto	H01L 31/0508 136/244
9,099,588 B2 *	8/2015	Letocart	H01L 31/02021
2009/0229663 A1 *	9/2009	Appadurai	136/261
2011/0259417 A1 *	10/2011	Toyokawa et al.	136/256
2011/0275175 A1 *	11/2011	Minsek et al.	438/66

(Continued)

Primary Examiner — Derrick Holland

Assistant Examiner — Jennifer O King

(74) *Attorney, Agent, or Firm* — Innovation Counsel LLP

(57) **CLAIM**

We claim the ornamental design for a solar panel, as shown and described.

DESCRIPTION

FIG. 1 is a top front right perspective view of a first embodiment of a solar panel;

FIG. 2 is a front elevational view thereof, the rear elevational view is plain and un-ornamented and contains no design features;

FIG. 3 is a right side elevational view thereof, the left side is identical thereto;

FIG. 4 is a top plan view thereof, the bottom plan view is identical thereto;

FIG. 5 is a top front right perspective view of a second embodiment of a solar panel;

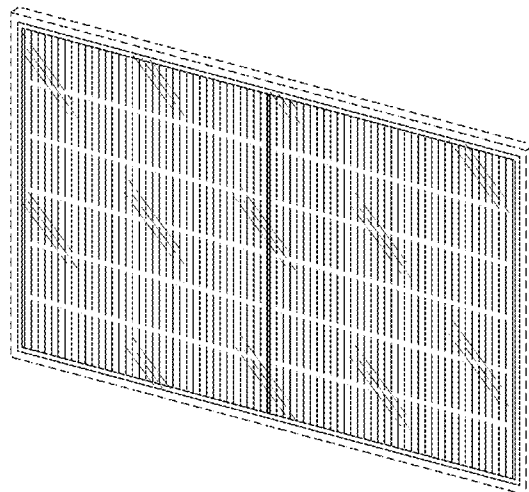
FIG. 6 is a front elevational view thereof, the rear elevational view is plain and un-ornamented and contains no design features;

FIG. 7 is a right side elevational view thereof, the left side is identical thereto; and,

FIG. 8 is a top plan view thereof, the bottom plan view is identical thereto.

The broken lines shown represent unclaimed subject matter and form no part of the claimed design.

1 Claim, 4 Drawing Sheets



(56)

References Cited

U.S. PATENT DOCUMENTS

2012/0000502	A1 *	1/2012	Wiedeman	H01L 31/048	2013/0269748	A1 *	10/2013	Wiedeman	H01L 31/03926
					136/244						136/244
2012/0204935	A1 *	8/2012	Meyer et al.	136/246	2014/0102537	A1 *	4/2014	Malik, Jr.	136/259
2012/0211049	A1 *	8/2012	Kobamoto	H01L 31/02245	2014/0124027	A1 *	5/2014	Teshima et al.	136/256
					136/244	2014/0213013	A1 *	7/2014	Britt et al.	438/80
2013/0133743	A1 *	5/2013	Grah	136/259	2014/0352765	A1 *	12/2014	Nakamura	136/251
2013/0203206	A1 *	8/2013	Umeda et al.	438/72	2014/0352773	A1 *	12/2014	Chuang et al.	136/256
						2015/0007883	A1 *	1/2015	Ikenaga et al.	136/256
						2015/0136221	A1 *	5/2015	Miyazaki et al.	136/256
						2015/0171239	A1 *	6/2015	Tanaka et al.	136/256

* cited by examiner

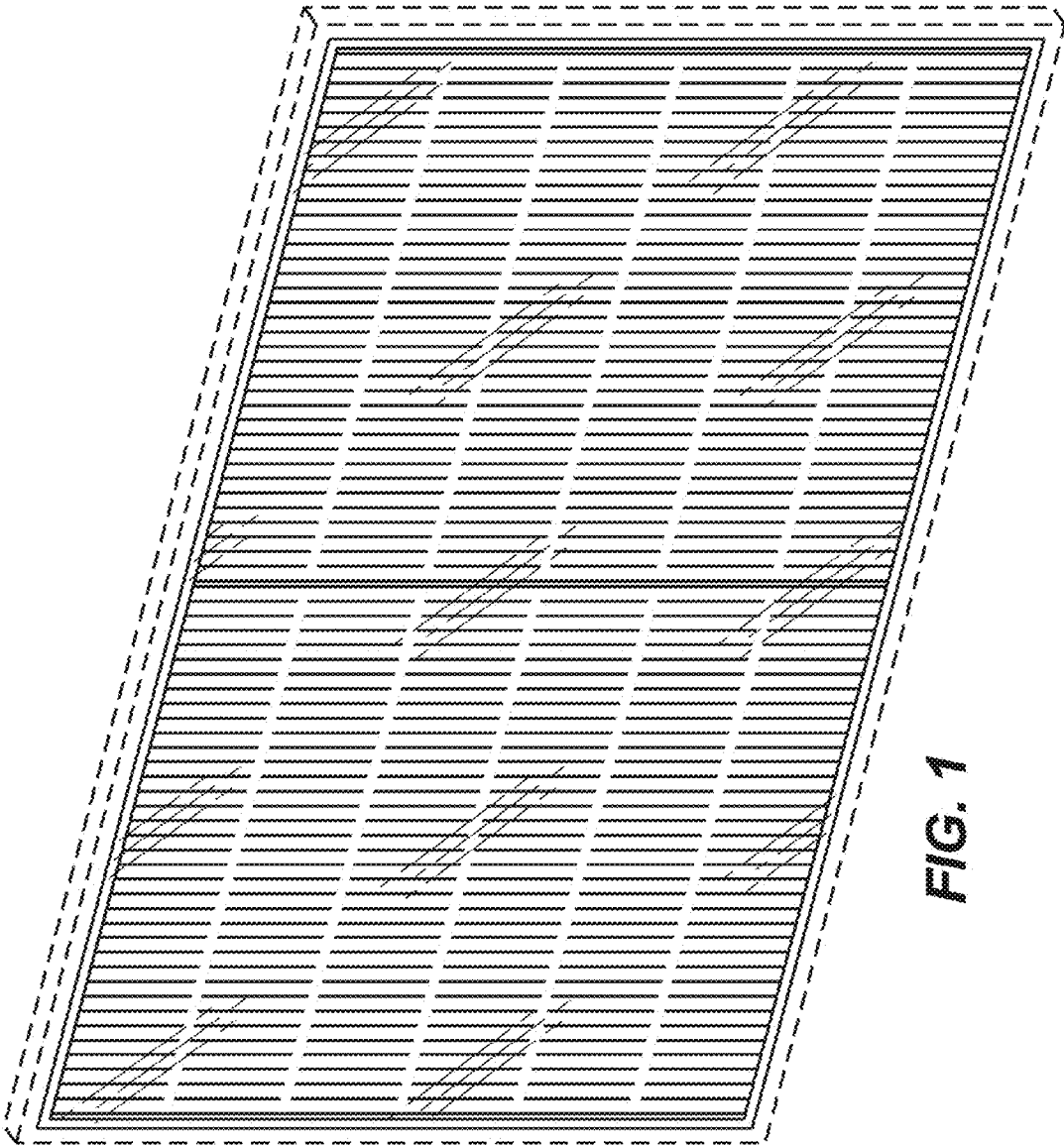


FIG. 1




FIG. 2



FIG. 3



FIG. 4

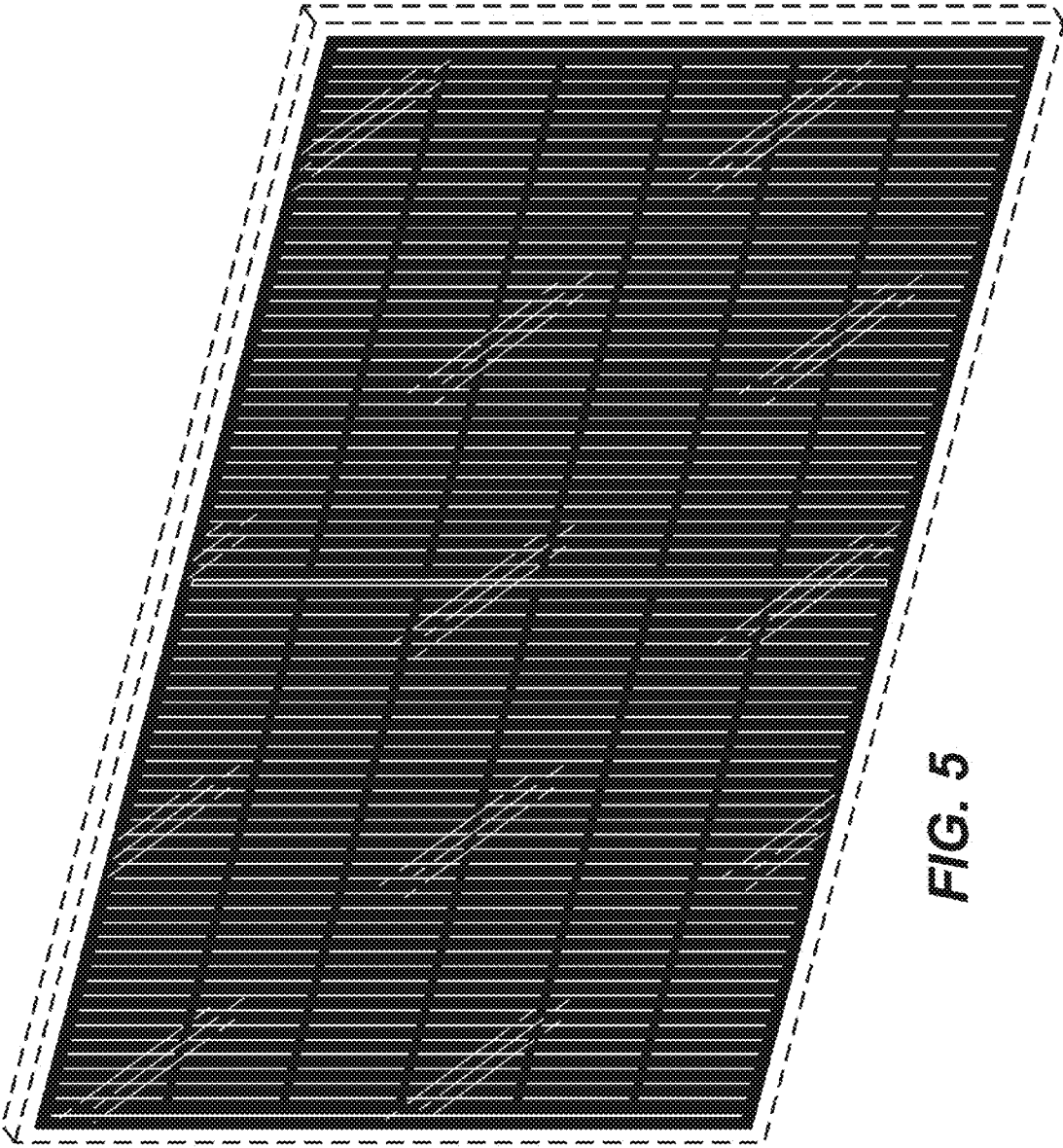


FIG. 5




FIG. 6



FIG. 7




FIG. 8