



US00D512923S

(12) **United States Design Patent**
Bolt et al.

(10) **Patent No.:** **US D512,923 S**

(45) **Date of Patent:** **** Dec. 20, 2005**

(54) **WATCH**

(75) Inventors: **Tom Bolt**, London (GB); **Philippe Guy Cogoli**, Kingston Upon Thames (GB)

(73) Assignee: **Alfred Dunhill Limited**, London (GB)

(**) Term: **14 Years**

(21) Appl. No.: **29/214,522**

(22) Filed: **Oct. 6, 2004**

(30) **Foreign Application Priority Data**

Apr. 15, 2004 (EP) 170683

(51) **LOC (6) Cl.** **10-02**

(52) **U.S. Cl.** **D10/39**

(58) **Field of Search** D10/30-39, 122-132;
D11/3-25; 368/280-283, 82-84, 28-30,
239-242, 276-278, 228-236, 285, 223,
238, 113, 294, 295, 80, 110; 224/164, 168

(56) **References Cited**

U.S. PATENT DOCUMENTS

D131,628 S * 3/1942 Heinmuller D10/124
D178,771 S * 9/1956 Doerwald D10/39

5,023,849 A * 6/1991 Vaucher 368/15
5,235,562 A * 8/1993 Vaucher 368/28
D360,141 S * 7/1995 Scheufele D10/32
5,943,299 A * 8/1999 Genta 368/28
D460,002 S * 7/2002 Wunderman D10/32
D473,473 S * 4/2003 Wunderman D10/32

* cited by examiner

Primary Examiner—Lucy Lieberman

(74) *Attorney, Agent, or Firm*—Hoffman Wasson & Gitler

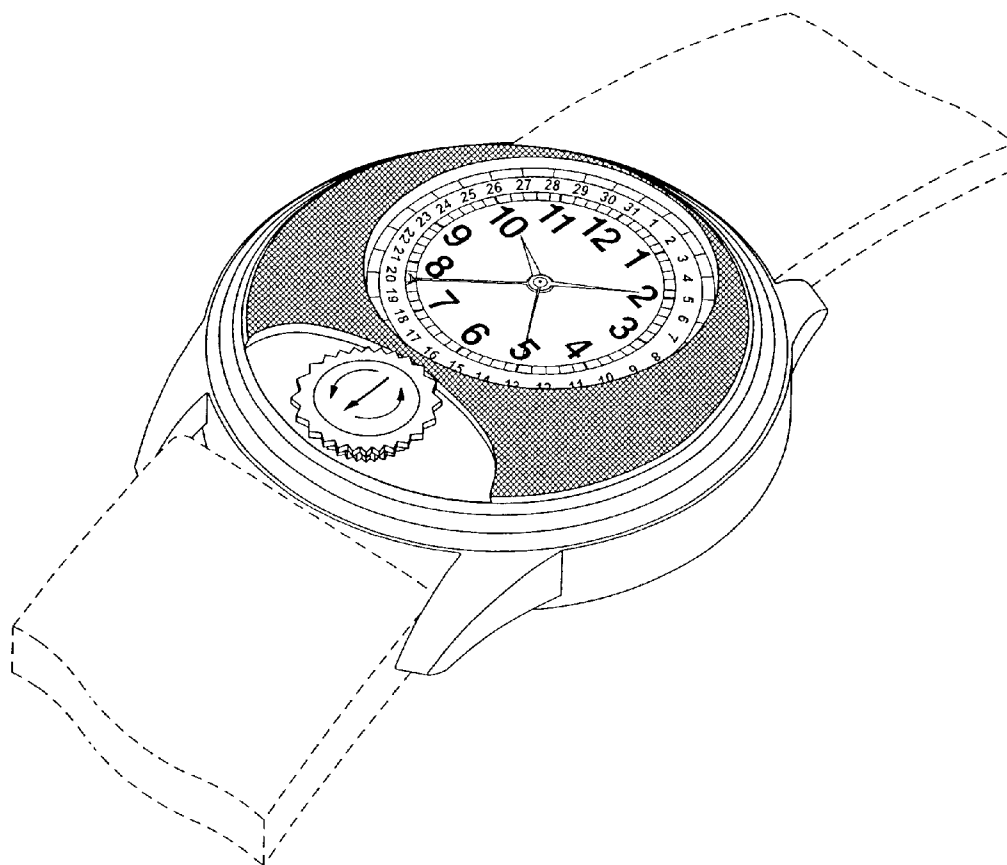
(57) **CLAIM**

The ornamental design for a watch, as shown and described.

DESCRIPTION

FIG. 1 is a top view of the watch;
FIG. 2 is a bottom view of the watch;
FIG. 3 is an end view of the watch;
FIG. 4 is an opposite end view of the watch;
FIG. 5 is a right side view of the watch;
FIG. 6 is a left side view of the watch; and,
FIG. 7 is a perspective view of the watch.
The broken lines shown in the drawings are for illustrative purposes only and form no part of the claimed design.

1 Claim, 4 Drawing Sheets



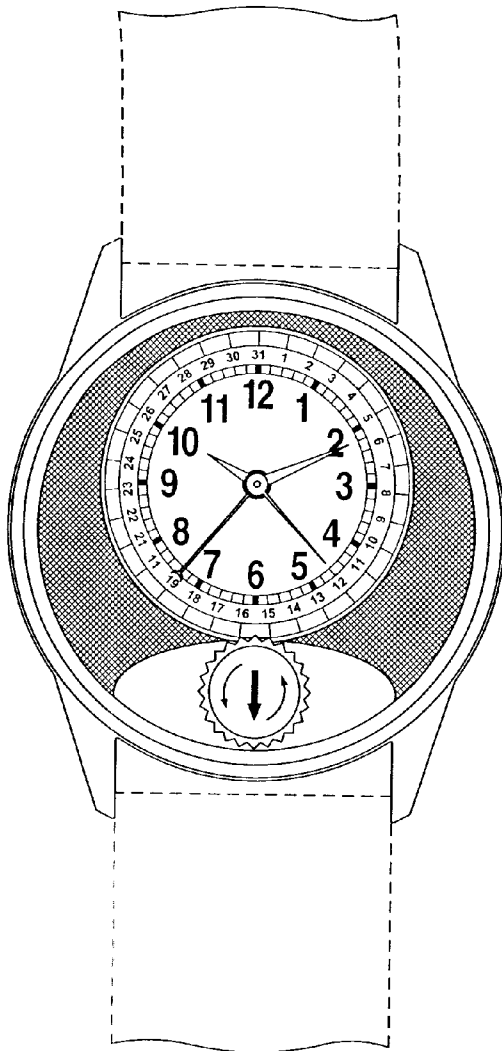


FIG. 1

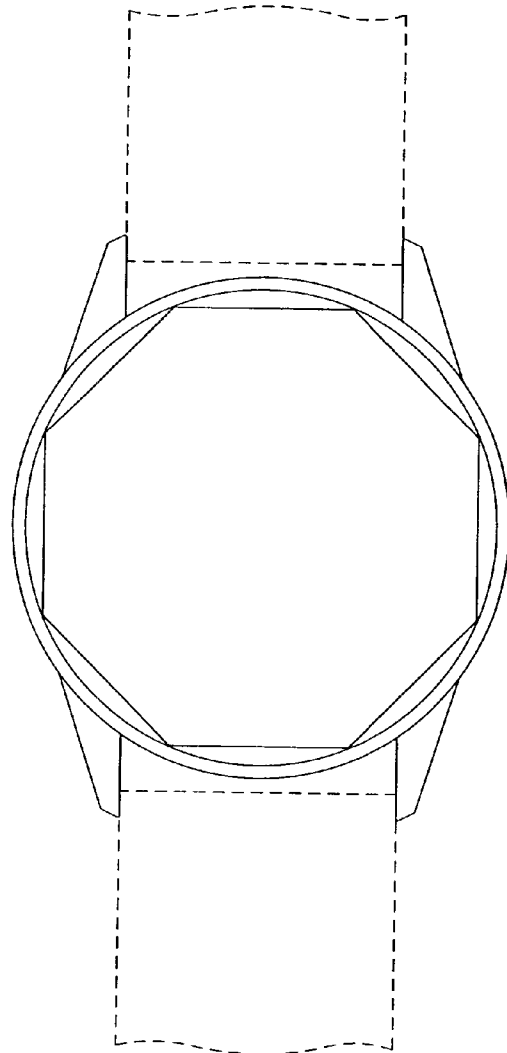


FIG. 2

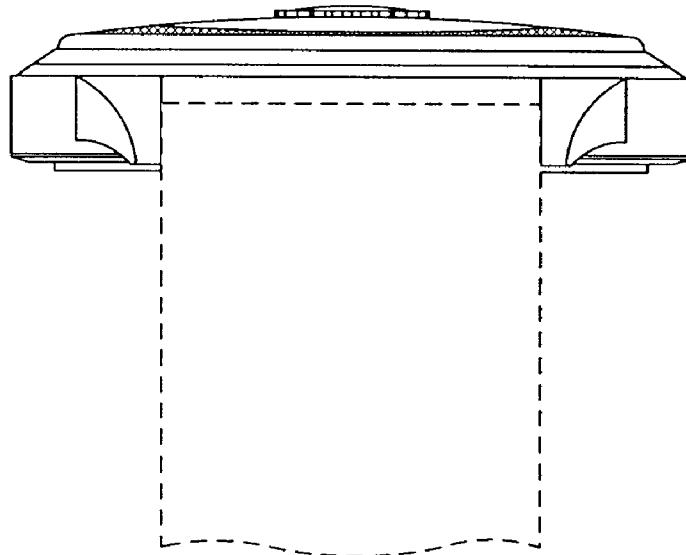


FIG. 3

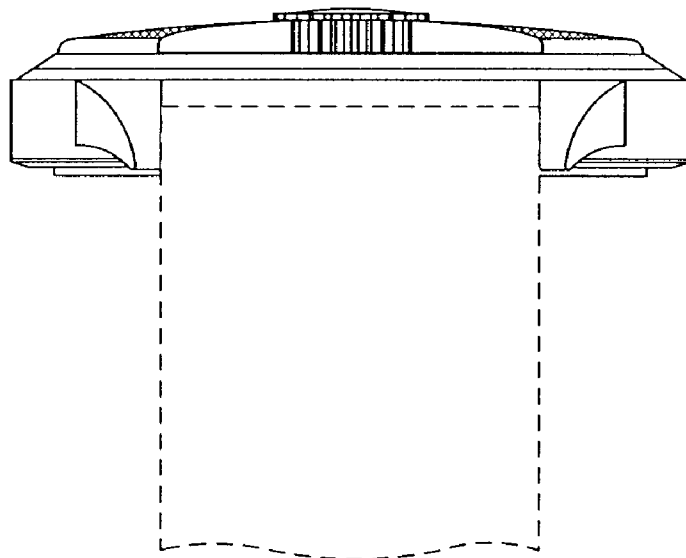


FIG. 4

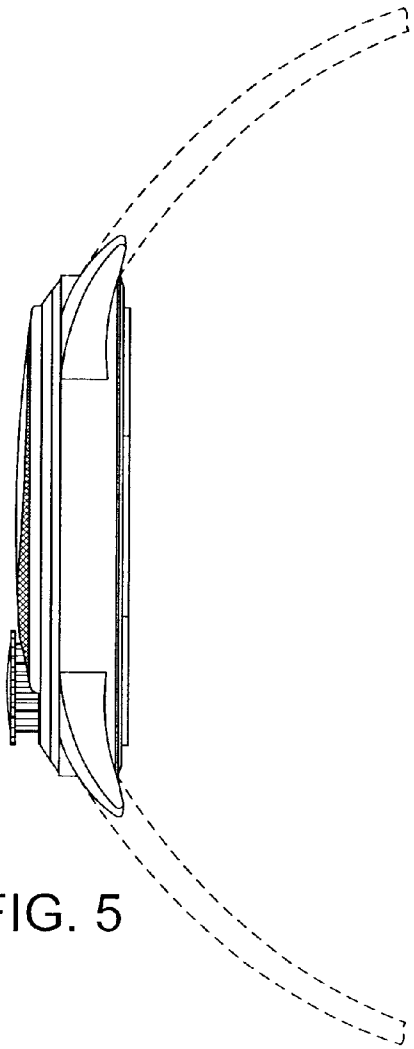


FIG. 5




FIG. 6

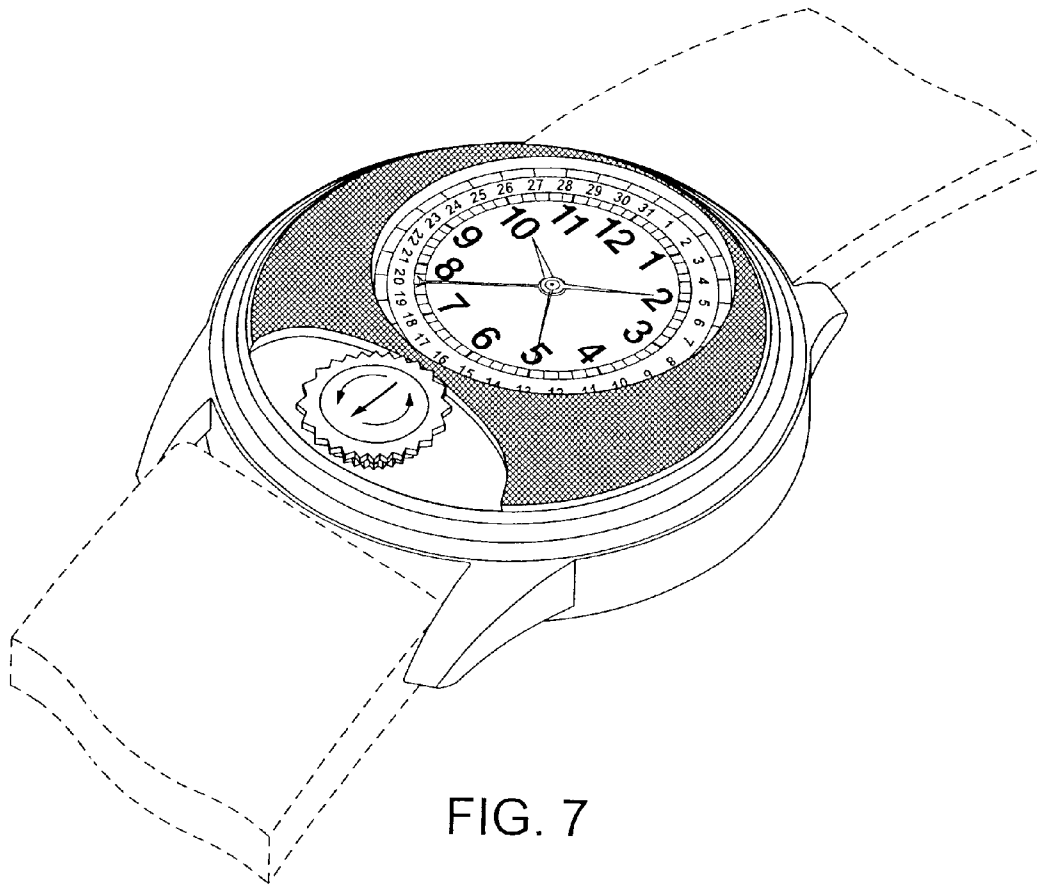


FIG. 7