



(86) Date de dépôt PCT/PCT Filing Date: 2007/06/14
(87) Date publication PCT/PCT Publication Date: 2007/12/21
(85) Entrée phase nationale/National Entry: 2008/12/12
(86) N° demande PCT/PCT Application No.: EP 2007/055865
(87) N° publication PCT/PCT Publication No.: 2007/144394
(30) Priorité/Priority: 2006/06/16 (EP06115591.7)

(51) Cl.Int./Int.Cl. *C07D 211/36* (2006.01),
A61K 31/44 (2006.01), *A61P 3/10* (2006.01)
(71) Demandeur/Applicant:
HIGH POINT PHARMACEUTICALS, LLC, US
(72) Inventeurs/Inventors:
KILBURN, JOHN PAUL, DK;
KAMPEN, GITA CAMILLA TEJLGAARD, DK;
ANDERSEN, HENRIK SUNE, DK
(74) Agent: SMART & BIGGAR

(54) Titre : UTILISATION PHARMACEUTIQUE DE CARBOXAMIDES DE PIPERIDINE SUBSTITUES
(54) Title: PHARMACEUTICAL USE OF SUBSTITUTED PIPERIDINE CARBOXAMIDES

(57) **Abrégé/Abstract:**

A novel class of compounds of the general formula (I) and (Ia), their use in therapy, pharmaceutical compositions comprising the compounds, as well as their use in the manufacture of medicaments are described. The present compounds modulate the activity of 11 β -hydroxysteroid dehydrogenase type 1 (11 β HSD1) and are accordingly useful in the treatment of diseases in which such a modulation is beneficial, e.g. the metabolic syndrome.



(12) INTERNATIONAL APPLICATION PUBLISHED UNDER THE PATENT COOPERATION TREATY (PCT)

(19) World Intellectual Property Organization
International Bureau



(43) International Publication Date
21 December 2007 (21.12.2007)

PCT

(10) International Publication Number
WO 2007/144394 A3

(51) International Patent Classification:

C07D 211/36 (2006.01) *A61P 3/10* (2006.01)
A61K 31/44 (2006.01)

(21) International Application Number:

PCT/EP2007/055865

(22) International Filing Date: 14 June 2007 (14.06.2007)

(25) Filing Language: English

(26) Publication Language: English

(30) Priority Data:

06115591.7 16 June 2006 (16.06.2006) EP

(71) Applicant (for all designated States except US): **NOVO NORDISK A/S** [DK/DK]; Novo Allé, DK-2880 Bagsværd (DK).

(72) Inventors; and

(75) Inventors/Applicants (for US only): **KILBURN, John, Paul** [GB/DK]; Hjortevej 23, DK-4690 Haslev (DK). **KAMPEN, Gita, Camilla, Tejlgaard** [DK/DK]; Gærdøbuen 18, DK-2850 Nærum (DK). **ANDERSEN, Henrik, Sune** [DK/DK]; Gustav Adolphs Vej 2, DK-2800 Lyngby (DK).

(74) Common Representative: **NOVO NORDISK A/S**; Novo Allé, DK-2880 Bagsværd (DK).

(81) Designated States (unless otherwise indicated, for every kind of national protection available): AE, AG, AL, AM, AT, AU, AZ, BA, BB, BG, BH, BR, BW, BY, BZ, CA, CH, CN, CO, CR, CU, CZ, DE, DK, DM, DO, DZ, EC, EE, EG, ES, FI, GB, GD, GE, GH, GM, GT, HN, HR, HU, ID, IL, IN, IS, JP, KE, KG, KM, KN, KP, KR, KZ, LA, LC, LK, LR, LS, LT, LU, LY, MA, MD, MG, MK, MN, MW, MX, MY, MZ, NA, NG, NI, NO, NZ, OM, PG, PH, PL, PT, RO, RS, RU, SC, SD, SE, SG, SK, SL, SM, SV, SY, TJ, TM, TN, TR, TT, TZ, UA, UG, US, UZ, VC, VN, ZA, ZM, ZW.

(84) Designated States (unless otherwise indicated, for every kind of regional protection available): ARIPO (BW, GH, GM, KE, LS, MW, MZ, NA, SD, SL, SZ, TZ, UG, ZM, ZW), Eurasian (AM, AZ, BY, KG, KZ, MD, RU, TJ, TM), European (AT, BE, BG, CH, CY, CZ, DE, DK, EE, ES, FI, FR, GB, GR, HU, IE, IS, IT, LT, LU, LV, MC, MT, NL, PL, PT, RO, SE, SI, SK, TR), OAPI (BF, BJ, CF, CG, CI, CM, GA, GN, GQ, GW, ML, MR, NE, SN, TD, TG).

Published:

- with international search report
- before the expiration of the time limit for amending the claims and to be republished in the event of receipt of amendments

(88) Date of publication of the international search report:
10 April 2008

(54) Title: PHARMACEUTICAL USE OF SUBSTITUTED PIPERIDINE CARBOXAMIDES

(57) Abstract: A novel class of compounds of the general formula (I) and (Ia), their use in therapy, pharmaceutical compositions comprising the compounds, as well as their use in the manufacture of medicaments are described. The present compounds modulate the activity of 11 β -hydroxysteroid dehydrogenase type 1 (11 β HSD1) and are accordingly useful in the treatment of diseases in which such a modulation is beneficial, e.g. the metabolic syndrome.



WO 2007/144394 A3

PHARMACEUTICAL USE OF SUBSTITUTED PIPERIDINE CARBOXAMIDES

FIELD OF INVENTION

The present invention relates to novel substituted piperidine carboxamides, to their use in therapy, to pharmaceutical compositions comprising the compounds, to the use of said compounds in the manufacture of medicaments, and to therapeutic methods comprising the administration of said compounds. The present compounds modulate the activity of 11 β -hydroxysteroid dehydrogenase type 1 (11 β HSD1) and are accordingly useful in the treatment of diseases in which such a modulation is beneficial, such as the metabolic syndrome.

BACKGROUND OF THE INVENTION

The metabolic syndrome is a major global health problem. In the US, the prevalence in the adult population is currently estimated to be approximately 25%, and it continues to increase both in the US and worldwide. The metabolic syndrome is characterized by a combination of insulin resistance, dyslipidemia, obesity and hypertension leading to increased morbidity and mortality of cardiovascular diseases. People with the metabolic syndrome are at increased risk of developing frank type 2 diabetes, the prevalence of which is equally escalating.

In type 2 diabetes, obesity and dyslipidemia are also highly prevalent and around 70% of people with type 2 diabetes additionally have hypertension once again leading to increased mortality of cardiovascular diseases.

In the clinical setting, it has long been known that glucocorticoids are able to induce all of the cardinal features of the metabolic syndrome and type 2 diabetes.

11 β -hydroxysteroid dehydrogenase type 1 (11 β HSD1) catalyses the local generation of active glucocorticoid in several tissues and organs including predominantly the liver and adipose tissue, but also e.g. skeletal muscle, bone, pancreas, endothelium, ocular tissue and certain parts of the central nervous system. Thus, 11 β HSD1 serves as a local regulator of glucocorticoid actions in the tissues and organs where it is expressed (Tannin et al., *J. Biol. Chem.*, 266, 16653 (1991); Bujalska et al., *Endocrinology*, 140, 3188 (1999); Whorwood et al., *J. Clin. Endocrinol. Metab.*, 86, 2296 (2001); Cooper et al., *Bone*, 27, 375 (2000); Davani et al., *J. Biol. Chem.*, 275, 34841 (2000); Brem et al., *Hypertension*, 31, 459 (1998); Rauz et al., *Invest. Ophthalmol. Vis. Sci.*, 42, 2037 (2001); Moisan et al., *Endocrinology*, 127, 1450 (1990)).

The role of 11 β HSD1 in the metabolic syndrome and type 2 diabetes is supported by several lines of evidence. In humans, treatment with the non-specific 11 β HSD1 inhibitor

carbenoxolone improves insulin sensitivity in lean healthy volunteers and people with type 2 diabetes. Likewise, 11 β HSD1 knock-out mice are resistant to insulin resistance induced by obesity and stress. Additionally, the knock-out mice present with an anti-atherogenic lipid profile of decreased VLDL triglycerides and increased HDL-cholesterol. Conversely, mice
5 that overexpress 11 β HSD1 in adipocytes develop insulin resistance, hyperlipidemia and visceral obesity, a phenotype that resembles the human metabolic syndrome (Andrews et al., *J. Clin. Endocrinol. Metab.*, 88, 285 (2003); Walker et al., *J. Clin. Endocrinol. Metab.*, 80, 3155 (1995); Morton et al., *J. Biol. Chem.* 276, 41293 (2001); Kotelevtsev et al., *Proc. Natl. Acad. Sci. USA*, 94, 14924 (1997); Masuzaki et al., *Science*, 294, 2166 (2001)).

10 The more mechanistic aspects of 11 β HSD1 modulation and thereby modulation of intracellular levels of active glucocorticoid have been investigated in several rodent models and different cellular systems. 11 β HSD1 promotes the features of the metabolic syndrome by increasing hepatic expression of the rate-limiting enzymes in gluconeogenesis, namely phosphoenolpyruvate carboxykinase and glucose-6-phosphatase, promoting the differentia-
15 tion of preadipocytes into adipocytes thus facilitating obesity, directly and indirectly stimulating hepatic VLDL secretion, decreasing hepatic LDL uptake and increasing vessel contractility (Kotelevtsev et al., *Proc. Natl. Acad. Sci. USA*, 94, 14924 (1997); Morton et al., *J. Biol. Chem.* 276, 41293 (2001); Bujalska et al., *Endocrinology*, 140, 3188 (1999); Souness et al., *Steroids*, 67, 195 (2002); Brindley & Salter, *Prog. Lipid Res.*, 30, 349 (1991)).

20 WO 01/90090, WO 01/90091, WO 01/90092, WO 01/90093 and WO 01/90094 discloses various thiazol-sulfonamides as inhibitors of the human 11 β -hydroxysteroid dehydrogenase type 1 enzyme, and further states that said compounds may be useful in treating diabetes, obesity, glaucoma, osteoporosis, cognitive disorders, immune disorders and depression. WO 04/089470 discloses various substituted amides as modulators of the human
25 11 β -hydroxysteroid dehydrogenase type 1 enzyme, and further states that said compounds may be useful in treating medical disorders where a decreased intracellular concentration of active glucocorticoid is desirable. WO 2004/089415 and WO 2004/089416 discloses various combination therapies using an 11 β -hydroxysteroid dehydrogenase type 1 inhibitor and respectively a glucocorticoid receptor agonist or an antihypertensive agent.

30 We have now found novel substituted piperidine carboxamides that modulate the activity of 11 β HSD1 leading to altered intracellular concentrations of active glucocorticoid. More specifically, the present compounds inhibit the activity of 11 β HSD1 leading to decreased intracellular concentrations of active glucocorticoid. Thus, the present compounds can be used to treat disorders where a decreased level of active intracellular glucocorticoid is

desirable, such as e.g. the metabolic syndrome, type 2 diabetes, impaired glucose tolerance (IGT), impaired fasting glucose (IFG), dyslipidemia, obesity, hypertension, diabetic late complications, cardiovascular diseases, arteriosclerosis, atherosclerosis, myopathy, muscle wasting, osteoporosis, neurodegenerative and psychiatric disorders, and adverse effects of treatment or therapy with glucocorticoid receptor agonists.

Objects of the present invention are to provide compounds, pharmaceutical compositions and use of said compounds that modulate the activity of 11 β HSD1.

DEFINITIONS

In the following structural formulas and throughout the present specification, the following terms have the indicated meaning:

The term "halogen" or "halo" means fluorine, chlorine, bromine or iodine.

The term "hydroxy" shall mean the radical -OH.

The term "sulfanyl" shall mean the radical -S-.

The term "sulfo" shall mean the radical HO₃S-.

The term "sulfonyl" shall mean the radical -S(=O)₂-.

The term "oxo" shall mean the radical =O.

The term "amino" shall mean the radical -NH₂.

The term "nitro" shall mean the radical -NO₂.

The term "cyano" shall mean the radical -CN.

The term "carboxy" shall mean the radical -(C=O)OH.

The term "perhalomethyl" includes but are not limited to trifluoromethyl, difluoromethyl, monofluoromethyl, trichloromethyl and the like.

The term "trihalomethyl" includes trifluoromethyl, trichloromethyl, tribromomethyl, and triiodomethyl.

The term "trihalomethoxy" includes trifluoromethoxy, trichloromethoxy, tribromomethoxy, and triiodomethoxy.

The term "alkyl" as used herein represents a saturated, branched or straight hydrocarbon group having the indicated number of carbon atoms, e.g. C₁₋₂-alkyl, C₁₋₃-alkyl, C₁₋₄-alkyl, C₁₋₆-alkyl, C₂₋₆-alkyl, C₃₋₆-alkyl, C₁₋₈-alkyl, C₁₋₁₀-alkyl, and the like. Representative examples are methyl, ethyl, propyl (e.g. prop-1-yl, prop-2-yl (or *iso*-propyl)), butyl (e.g. 2-methylprop-2-yl (or *tert*-butyl), but-1-yl, but-2-yl), pentyl (e.g. pent-1-yl, pent-2-yl, pent-3-yl), 2-methylbut-1-yl, 3-methylbut-1-yl, hexyl (e.g. hex-1-yl), heptyl (e.g. hept-1-yl), octyl (e.g. oct-1-yl), nonyl (e.g. non-1-yl), and the like. The term "C₁₋₆-alkyl" as used herein represents a saturated, branched or straight hydrocarbon group having from 1 to 6 carbon atoms, e.g. C₁-

2-alkyl, C₁₋₃-alkyl, C₁₋₄-alkyl, C₁₋₆-alkyl, C₂₋₆-alkyl, C₃₋₆-alkyl, and the like. Representative examples are methyl, ethyl, propyl (e.g. prop-1-yl, prop-2-yl (or *iso*-propyl)), butyl (e.g. 2-methylprop-2-yl (or *tert*-butyl), but-1-yl, but-2-yl), pentyl (e.g. pent-1-yl, pent-2-yl, pent-3-yl), 2-methylbut-1-yl, 3-methylbut-1-yl, hexyl (e.g. hex-1-yl), and the like. The term "C₁₋₄-alkyl" as used herein represents a saturated, branched or straight hydrocarbon group having from 1 to 4 carbon atoms, e.g. C₁₋₂-alkyl, C₁₋₃-alkyl, C₁₋₄-alkyl and the like. Representative examples are methyl, ethyl, propyl (e.g. prop-1-yl, prop-2-yl (or *iso*-propyl)), butyl (e.g. 2-methylprop-2-yl (or *tert*-butyl), but-1-yl, but-2-yl), and the like.

The term "alkenyl" includes C₂-C₆ straight chain unsaturated aliphatic hydrocarbon groups and branched C₃-C₆ unsaturated aliphatic hydrocarbon groups having the specified number of carbon atoms. For example, this definition shall include but is not limited to ethenyl, propenyl, butenyl, pentenyl, hexenyl, methylpropenyl, methylbutenyl and the like.

The term "alkynyl" includes C₂-C₆ straight chain unsaturated aliphatic hydrocarbon groups and C₄-C₆ branched unsaturated aliphatic hydrocarbon groups having the specified number of carbon atoms. For example, this definition shall include but is not limited to ethynyl, propynyl, butynyl, pentynyl, hexynyl, methylbutynyl, and the like.

The term "saturated or partially saturated cyclic, bicyclic or tricyclic ring system" represents but are not limited to azepanyl, azocanyl, 1,2,3,4-tetrahydro-quinolinyl, 1,2,3,4-tetrahydro-isoquinolinyl, 1,2,3,4-tetrahydro-quinoxaliny, indolinyl, 6-aza-bicyclo[3.2.1]octane, 2-aza-bicyclo[4.1.1]octane, 2-aza-bicyclo[3.2.1]octanyl, 7-aza-bicyclo[4.1.1]octanyl, 9-aza-bicyclo[3.3.2]decanyl, 4-aza-tricyclo[4.3.1.1^{3,8}]undecanyl, 9-aza-tricyclo[3.3.2.0^{3,7}]decanyl, 8-aza-spiro[4.5]decane.

The term "cycloalkyl" as used herein represents a saturated monocyclic carbocyclic ring having the specified number of carbon atoms, e.g. C₃₋₆-alkyl, C₃₋₈-alkyl, C₃₋₁₀-alkyl, and the like. Representative examples are cyclopropyl, cyclobutyl, cyclopentyl, cyclohexyl, cycloheptyl, cyclooctyl, and the like. Cycloalkyl is also intended to represent a saturated bicyclic carbocyclic ring having from 4 to 10 carbon atoms. Representative examples are decahydro-naphthalenyl, bicyclo[3.3.0]octanyl, and the like. Cycloalkyl is also intended to represent a saturated carbocyclic ring having from 3 to 10 carbon atoms and containing one or two carbon bridges. Representative examples are adamantyl, norbornanyl, nortricycyl, bicyclo[3.2.1]octanyl, bicyclo[2.2.2]octanyl, tricyclo[5.2.1.0/2,6]decanyl, bicyclo[2.2.1]heptyl, and the like. Cycloalkyl is also intended to represent a saturated carbocyclic ring having from 3 to 10 carbon atoms and containing one or more spiro atoms. Representative examples are spiro[2.5]octanyl, spiro[4.5]decanyl, and the like.

The term "cycloalkylalkyl" (e.g. cyclopropylmethyl, cyclobutylethyl, adamantylmethyl and the like) represents a cycloalkyl group as defined above attached through an alkyl group having the indicated number of carbon atoms or substituted alkyl group as defined above.

5 The term "cycloalkenyl" (e.g. cyclobutenyl, cyclopentenyl, cyclohexenyl, cycloheptenyl, cyclooctenyl, cyclononenyl, cyclodecenyl and the like) represents a partially saturated, mono-, bi-, tri- or spirocarbocyclic group having the specified number of carbon atoms.

The term "cycloalkylcarbonyl" (e.g. cyclopropylcarbonyl, cyclohexylcarbonyl) represents an cycloalkyl group as defined above having the indicated number of carbon atoms attached through a carbonyl group.

10 The term "hetcycloalkylcarbonyl" (e.g. 1-piperidin-4-yl-carbonyl, 1-(1,2,3,4-tetrahydro-isoquinolin-6-yl)carbonyl) represents an hetcycloalkyl group as defined above having the indicated number of carbon atoms attached through a carbonyl group.

15 The term "hetcycloalkyl" (e.g. tetrahydrofuranyl, tetrahydropyranyl, tertahydrothiopyranyl, piperidine, pyridazine and the like) represents a saturated mono-, bi-, tri- or spirocarbocyclic group having the specified number of carbon atoms and one or two additional heteroatoms or groups selected from nitrogen, oxygen, sulphur, SO or SO₂.

20 The term "hetcycloalkylalkyl" (e.g. tetrahydrofuranylmethyl, tetrahydropyranylethyl, tertahydrothiopyranylmethyl, and the like) represents a hetcycloalkyl group as defined above attached through an alkyl group having the indicated number of carbon atoms or substituted alkyl group as defined above.

The term "alkyloxy" (e.g. methoxy, ethoxy, propyloxy, allyloxy, cyclohexyloxy) represents an alkyl group as defined above having the indicated number of carbon atoms attached through an oxygen bridge.

25 The term "alkyloxyalkyl" (e.g. methyloxymethyl and the like) represents an alkyloxy group as defined above attached through an "alkyl" group.

The term "aryloxy" (e.g. phenoxy, naphthyloxy and the like) represents an aryl group as defined below attached through an oxygen bridge.

The term "hetaryloxy" (e.g. 2-pyridyloxy and the like) represents a hetaryl group as defined below attached through an oxygen bridge.

30 The term "aryloxyalkyl" (e.g. phenoxymethyl, naphthyloxyethyl and the like) represents an aryloxy group as defined above attached through an "alkyl" group having the indicated number of carbon atoms.

The term "arylalkyloxy" (e.g. phenethyloxy, naphthylmethyloxy and the like) represents an arylalkyl group as defined below attached through an oxygen bridge.

The term "hetarylalkyloxy" (e.g. 2-pyridylmethoxy and the like) represents a hetarylalkyl group as defined below attached through an oxygen bridge.

The term "hetaryloxyalkyl" (e.g. 2-pyridyloxymethyl, 2-quinolyloxyethyl and the like) represents a hetaryloxy group as defined above attached through an "alkyl" group having the indicated number of carbon atoms.

The term "hetarylalkyloxyalkyl" (e.g. 4-methoxymethyl-pyrimidine, 2-methoxymethyl-quinoline and the like) represents a hetarylalkyloxy group as defined above attached through an "alkyl" group having the indicated number of carbon atoms.

The term "arylalkyloxyalkyl" (e.g. ethoxymethyl-benzene, 2-methoxymethyl-naphthalene and the like) represents an arylalkyloxy group as defined above attached through an "alkyl" group having the indicated number of carbon atoms.

The term "alkylthio" (e.g. methylthio, ethylthio and the like) represents an alkyl group as defined above attached through a sulphur bridge.

The term "alkyloxy carbonyl" (e.g. methylformiat, ethylformiat and the like) represents an alkyloxy group as defined above attached through a carbonyl group.

The term "aryloxy carbonyl" (e.g. phenylformiat, 2-thiazolylformiat and the like) represents an aryloxy group as defined above attached through a carbonyl group.

The term "arylalkyloxy carbonyl" (e.g. benzylformiat, phenylethylformiat and the like) represents an "arylalkyloxy" group as defined above attached through a carbonyl group.

The term "arylalkyl" (e.g. benzyl, phenylethyl, 3-phenylpropyl, 1-naphthylmethyl, 2-(1-naphthyl)ethyl and the like) represents an aryl group as defined below attached through an alkyl having the indicated number of carbon atoms or substituted alkyl group as defined above.

The term "hetarylalkyl" (e.g. (2-furyl)methyl, (3-furyl)methyl, (2-thienyl)methyl, (3-thienyl)methyl, (2-pyridyl)methyl, 1-methyl-1-(2-pyrimidyl)ethyl and the like) represents a hetaryl group as defined below attached through an alkyl having the indicated number of carbon atoms or substituted alkyl group as defined above.

The term "alkylcarbonyl" as used herein refers to the alkyl group as defined above having the indicated number of carbon atoms attached through a carbonyl group. Representative examples are acetyl (methylcarbonyl), propionyl (ethylcarbonyl), butanoyl (prop-1-ylcarbonyl, prop-2-ylcarbonyl), pentylcarbonyl, 3-hexenylcarbonyl, octylcarbonyl, and the like.

The term "arylcabonyl" (e.g. benzoyl) represents an aryl group as defined below attached through a carbonyl group.

The term "hetarylcarbonyl" (e.g. 2-thiophenylcarbonyl, 3-methoxy-anthrylcarbonyl, oxazolylcarbonyl and the like) represents a hetaryl group as defined below attached through a carbonyl group.

5 The term "alkylcarbonylalkyl" (e.g. propan-2-one, 4,4-dimethyl-pentan-2-one and the like) represents an alkylcarbonyl group as defined above attached through an alkyl group as defined above having the indicated number of carbon atoms.

The term "hetarylcarbonylalkyl" (e.g. 1-pyridin-2-yl-propan-1-one, 1-(1-*H*-imidazol-2-yl)-propan-1-one and the like) represents a hetarylcarbonyl group as defined above attached through an alkyl group as defined above having the indicated number of carbon atoms.

10 The term "arylalkylcarbonyl" (e.g. phenylpropylcarbonyl, phenylethylcarbonyl and the like) represents an arylalkyl group as defined above having the indicated number of carbon atoms attached through a carbonyl group.

The term "hetarylalkylcarbonyl" (e.g. imidazolylpentylcarbonyl and the like) represents a hetarylalkyl group as defined above wherein the alkyl group is in turn attached through a carbonyl.

The term "alkylcarboxy" (e.g. heptylcarboxy, cyclopropylcarboxy, 3-pentenylcarboxy) represents an alkylcarbonyl group as defined above wherein the carbonyl is in turn attached through an oxygen bridge.

20 The term "arylcarboxy" (e.g. benzoic acid and the like) represents an arylcarbonyl group as defined above wherein the carbonyl is in turn attached through an oxygen bridge.

The term "alkylcarboxyalkyl" (e.g. heptylcarboxymethyl, propylcarboxy *tert*-butyl, 3-pentylcarboxyethyl) represents an alkylcarboxy group as defined above wherein the carboxy group is in turn attached through an alkyl group as defined above having the indicated number of carbon atoms.

25 The term "arylalkylcarboxy" (e.g. benzylcarboxy, phenylpropylcarboxy and the like) represents an arylalkylcarbonyl group as defined above wherein the carbonyl is in turn attached through an oxygen bridge.

30 The term "hetarylalkylcarboxy" (e.g. (1-*H*-imidazol-2-yl)-acetic acid, 3-pyrimidin-2-yl-propionic acid and the like) represents a hetarylalkylcarbonyl group as defined above wherein the carbonyl is in turn attached through an oxygen bridge.

The term "alkylS(O)_n" (e.g. ethylsulfonyl, ethylsulfinyl and the like) represents an alkyl group as defined above, wherein the alkyl group is in turn attached through a sulphur bridge wherein the sulphur is substituted with n oxygen atoms.

The term "aryls(O)_n" (e.g. phenylsulfinyl, naphthyl-2-sulfonyl and the like) represents an aryl group as defined above, wherein the aryl group is in turn attached through a sulphur bridge wherein the sulphur is substituted with n oxygen atoms.

5 The term "arylalkyls(O)_n" (e.g. benzylsulfinyl, phenethyl-2-sulfonyl and the like) represents an arylalkyl group as defined above, wherein the arylalkyl group is in turn attached through a sulphur bridge wherein the sulphur is substituted with n oxygen atoms.

The term "bridge" as used herein represents a connection in a saturated or partly saturated ring between two atoms of such ring that are not neighbors through a chain of 1 to 3 atoms selected from carbon, nitrogen, oxygen and sulfur. Representative examples of such
10 connecting chains are -CH₂-, -CH₂CH₂-, -CH₂NHCH₂-, -CH₂CH₂CH₂-, -CH₂OCH₂-, and the like. In one embodiment according to the invention, the connecting chain is selected from the group consisting of -CH₂-, -CH₂CH₂-, or -CH₂OCH₂-.

The term "spiro atom" as used herein represents a carbon atom in a saturated or partly saturated ring that connects both ends of a chain of 3 to 7 atoms selected from carbon,
15 nitrogen, oxygen and sulfur. Representative examples are -(CH₂)₅-, -(CH₂)₃-, -(CH₂)₄-, -CH₂NHCH₂CH₂-, -CH₂CH₂NHCH₂CH₂-, -CH₂NHCH₂CH₂CH₂-, -CH₂CH₂OCH₂-, -OCH₂CH₂O-, and the like.

The term "aryl" as used herein is intended to include monocyclic, bicyclic or polycyclic carbocyclic aromatic rings. Representative examples are phenyl, naphthyl (e.g.
20 naphth-1-yl, naphth-2-yl), anthryl (e.g. anthr-1-yl, anthr-9-yl), phenanthryl (e.g. phenanthr-1-yl, phenanthr-9-yl), and the like. Aryl is also intended to include monocyclic, bicyclic or polycyclic carbocyclic aromatic rings substituted with carbocyclic aromatic rings. Representative examples are biphenyl (e.g. biphenyl-2-yl, biphenyl-3-yl, biphenyl-4-yl), phenylnaphthyl (e.g. 1-phenylnaphth-2-yl, 2-phenylnaphth-1-yl), and the like. Aryl is also intended to include
25 partially saturated bicyclic or polycyclic carbocyclic rings with at least one unsaturated moiety (e.g. a benzo moiety). Representative examples are, indanyl (e.g. indan-1-yl, indan-5-yl), indenyl (e.g. inden-1-yl, inden-5-yl), 1,2,3,4-tetrahydronaphthyl (e.g. 1,2,3,4-tetrahydronaphth-1-yl, 1,2,3,4-tetrahydronaphth-2-yl, 1,2,3,4-tetrahydronaphth-6-yl), 1,2-dihydronaphthyl (e.g. 1,2-dihydronaphth-1-yl, 1,2-dihydronaphth-4-yl, 1,2-dihydronaphth-6-yl), fluorenyl (e.g. fluo-
30 ren-1-yl, fluoren-4-yl, fluoren-9-yl), and the like. Aryl is also intended to include partially saturated bicyclic or polycyclic carbocyclic aromatic rings containing one or two bridges. Representative examples are, benzonorbornyl (e.g. benzonorborn-3-yl, benzonorborn-6-yl), 1,4-ethano-1,2,3,4-tetrahydronaphthyl (e.g. 1,4-ethano-1,2,3,4-tetrahydronaphth-2-yl, 1,4-ethano-1,2,3,4-tetrahydronaphth-10-yl), and the like. Aryl is also intended to include partially saturated
35 bicyclic or polycyclic carbocyclic aromatic rings containing one or more spiro atoms. Repre-

sentative examples are spiro[cyclopentane-1,1'-indane]-4-yl, spiro[cyclopentane-1,1'-indene]-4-yl, spiro[piperidine-4,1'-indane]-1-yl, spiro[piperidine-3,2'-indane]-1-yl, spiro[piperidine-4,2'-indane]-1-yl, spiro[piperidine-4,1'-indane]-3'-yl, spiro[pyrrolidine-3,2'-indane]-1-yl, spiro[pyrrolidine-3,1'-(3',4'-dihydronaphthalene)]-1-yl, spiro[piperidine-3,1'-(3',4'-dihydronaphthalene)]-1-yl, spiro[piperidine-4,1'-(3',4'-dihydronaphthalene)]-1-yl, spiro[imidazolidine-4,2'-indane]-1-yl, spiro[piperidine-4,1'-indene]-1-yl, and the like.

The term "hetaryl" or "heteroaryl" as used herein is intended to include monocyclic heterocyclic aromatic rings containing one or more heteroatoms selected from nitrogen, oxygen, sulfur, SO and S(=O)₂. Representative examples are pyrrolyl (e.g. pyrrol-1-yl, pyrrol-2-yl, pyrrol-3-yl), furanyl (e.g. furan-2-yl, furan-3-yl), thienyl (e.g. thien-2-yl, thien-3-yl), oxazolyl (e.g. oxazol-2-yl, oxazol-4-yl, oxazol-5-yl), thiazolyl (e.g. thiazol-2-yl, thiazol-4-yl, thiazol-5-yl), imidazolyl (e.g. imidazol-2-yl, imidazol-4-yl, imidazol-5-yl), pyrazolyl (e.g. pyrazol-1-yl, pyrazol-3-yl, pyrazol-5-yl), isoxazolyl (e.g. isoxazol-3-yl, isoxazol-4-yl, isoxazol-5-yl), isothiazolyl (e.g. isothiazol-3-yl, isothiazol-4-yl, isothiazol-5-yl), 1,2,3-triazolyl (e.g. 1,2,3-triazol-1-yl, 1,2,3-triazol-4-yl, 1,2,3-triazol-5-yl), 1,2,4-triazolyl (e.g. 1,2,4-triazol-1-yl, 1,2,4-triazol-3-yl, 1,2,4-triazol-5-yl), 1,2,3-oxadiazolyl (e.g. 1,2,3-oxadiazol-4-yl, 1,2,3-oxadiazol-5-yl), 1,2,4-oxadiazolyl (e.g. 1,2,4-oxadiazol-3-yl, 1,2,4-oxadiazol-5-yl), 1,2,5-oxadiazolyl (e.g. 1,2,5-oxadiazol-3-yl, 1,2,5-oxadiazol-4-yl), 1,3,4-oxadiazolyl (e.g. 1,3,4-oxadiazol-2-yl, 1,3,4-oxadiazol-5-yl), 1,2,3-thiadiazolyl (e.g. 1,2,3-thiadiazol-4-yl, 1,2,3-thiadiazol-5-yl), 1,2,4-thiadiazolyl (e.g. 1,2,4-thiadiazol-3-yl, 1,2,4-thiadiazol-5-yl), 1,2,5-thiadiazolyl (e.g. 1,2,5-thiadiazol-3-yl, 1,2,5-thiadiazol-4-yl), 1,3,4-thiadiazolyl (e.g. 1,3,4-thiadiazol-2-yl, 1,3,4-thiadiazol-5-yl), tetrazolyl (e.g. tetrazol-1-yl, tetrazol-5-yl), pyranyl (e.g. pyran-2-yl), pyridinyl (e.g. pyridine-2-yl, pyridine-3-yl, pyridine-4-yl), pyridazinyl (e.g. pyridazin-2-yl, pyridazin-3-yl), pyrimidinyl (e.g. pyrimidin-2-yl, pyrimidin-4-yl, pyrimidin-5-yl), pyrazinyl, 1,2,3-triazinyl, 1,2,4-triazinyl, 1,3,5-triazinyl, thiadiazinyl, azepinyl, azecinyl, and the like. Hetaryl or heteroaryl is also intended to include bicyclic heterocyclic aromatic rings containing one or more heteroatoms selected from nitrogen, oxygen, sulfur, S(=O) and S(=O)₂. Representative examples are indolyl (e.g. indol-1-yl, indol-2-yl, indol-3-yl, indol-5-yl), isoindolyl, benzofuranyl (e.g. benzo[b]furan-2-yl, benzo[b]furan-3-yl, benzo[b]furan-5-yl, benzo[c]furan-2-yl, benzo[c]furan-3-yl, benzo[c]furan-5-yl), benzothienyl (e.g. benzo[b]thien-2-yl, benzo[b]thien-3-yl, benzo[b]thien-5-yl, benzo[c]thien-2-yl, benzo[c]thien-3-yl, benzo[c]thien-5-yl), indazolyl (e.g. indazol-1-yl, indazol-3-yl, indazol-5-yl), indoliziny (e.g. indolizin-1-yl, indolizin-3-yl), benzopyranyl (e.g. benzo[b]pyran-3-yl, benzo[b]pyran-6-yl, benzo[c]pyran-1-yl, benzo[c]pyran-7-yl), benzimidazolyl (e.g. benzimidazol-1-yl, benzimidazol-2-yl, benzimidazol-5-yl), benzothiazolyl (e.g. benzothiazol-2-yl, benzothiazol-5-yl), benzisothiazolyl, benzoxazolyl, benzisoxazolyl, benzoxazinyl, benzotria-

zolyl, naphthyridinyl (e.g. 1,8-naphthyridin-2-yl, 1,7-naphthyridin-2-yl, 1,6-naphthyridin-2-yl),
 phthalazinyl (e.g. phthalazin-1-yl, phthalazin-5-yl), pteridinyl, purinyl (e.g. purin-2-yl, purin-6-
 yl, purin-7-yl, purin-8-yl, purin-9-yl), quinazoliny (e.g. quinazolin-2-yl, quinazolin-4-yl, quina-
 zolin-6-yl), cinnolinyl, quinoliny (e.g. quinolin-2-yl, quinolin-3-yl, quinolin-4-yl, quinolin-6-yl),
 5 isoquinolinyl (e.g. isoquinolin-1-yl, isoquinolin-3-yl, isoquinolin-4-yl), quinoxaliny (e.g. qui-
 noxalin-2-yl, quinoxalin-5-yl), pyrrolopyridinyl (e.g. pyrrolo[2,3-b]pyridinyl, pyrrolo[2,3-
 c]pyridinyl, pyrrolo[3,2-c]pyridinyl), furopyridinyl (e.g. furo[2,3-b]pyridinyl, furo[2,3-c]pyridinyl,
 furo[3,2-c]pyridinyl), thienopyridinyl (e.g. thieno[2,3-b]pyridinyl, thieno[2,3-c]pyridinyl, thieno-
 [3,2-c]pyridinyl), imidazopyridinyl (e.g. imidazo[4,5-b]pyridinyl, imidazo[4,5-c]pyridinyl, imi-
 10 dazo[1,5-a]pyridinyl, imidazo[1,2-a]pyridinyl), imidazopyrimidinyl (e.g. imidazo[1,2-a]pyri-
 midinyl, imidazo[3,4-a]pyrimidinyl), pyrazolopyridinyl (e.g. pyrazolo[3,4-b]pyridinyl, pyra-
 zolo[3,4-c]pyridinyl, pyrazolo[1,5-a]pyridinyl), pyrazolopyrimidinyl (e.g. pyrazolo[1,5-a]pyri-
 midinyl, pyrazolo[3,4-d]pyrimidinyl), thiazolopyridinyl (e.g. thiazolo[3,2-d]pyridinyl), thia-
 zolopyrimidinyl (e.g. thiazolo[5,4-d]pyrimidinyl), imdazothiazolyl (e.g. imidazo[2,1-b]thiazolyl),
 15 triazolopyridinyl (e.g. triazolo[4,5-b]pyridinyl), triazolopyrimidinyl (e.g. 8-azapurinyl), and the
 like. Hetaryl or heteroaryl is also intended to include polycyclic heterocyclic aromatic rings
 containing one or more heteroatoms selected from nitrogen, oxygen, sulfur, S(=O) and
 S(=O)₂. Representative examples are carbazolyl (e.g. carbazol-2-yl, carbazol-3-yl, carbazol-
 9-yl), phenoxazinyl (e.g. phenoxazin-10-yl), phenazinyl (e.g. phenazin-5-yl), acridinyl (e.g.
 20 acridin-9-yl, acridin-10-yl), phenothiazinyl (e.g. phenothiazin-10-yl), carbolinyl (e.g. pyrido-
 [3,4-b]indol-1-yl, pyrido[3,4-b]indol-3-yl), phenanthrolinyl (e.g. phenanthrolin-5-yl), and the
 like. Hetaryl or heteroaryl is also intended to include partially saturated monocyclic, bicyclic
 or polycyclic heterocyclic rings containing one or more heteroatoms selected from nitrogen,
 oxygen, sulfur, S(=O) and S(=O)₂. Representative examples are pyrrolinyl, pyrazolinyl, imi-
 25 dazoliny (e.g. 4,5-dihydroimidazol-2-yl, 4,5-dihydroimidazol-1-yl), indolinyl (e.g. 2,3-dihydro-
 indol-1-yl, 2,3-dihydroindol-5-yl), dihydrobenzofuranyl (e.g. 2,3-dihydrobenzo[b]furan-2-yl,
 2,3-dihydrobenzo[b]furan-4-yl), dihydrobenzothienyl (e.g. 2,3-dihydrobenzo[b]thien-2-yl, 2,3-
 dihydrobenzo[b]thien-5-yl), 4,5,6,7-tetrahydrobenzo[b]furan-5-yl), dihydrobenzopyranyl (e.g.
 3,4-dihydrobenzo[b]pyran-3-yl, 3,4-dihydrobenzo[b]pyran-6-yl, 3,4-dihydrobenzo[c]pyran-1-yl,
 30 dihydrobenzo[c]pyran-7-yl), oxazoliny (e.g. 4,5-dihydrooxazol-2-yl, 4,5-dihydrooxazol-4-yl,
 4,5-dihydrooxazol-5-yl), isoxazoliny, oxazepiny, tetrahydroindazolyl (e.g. 4,5,6,7-tetrahydro-
 indazol-1-yl, 4,5,6,7-tetrahydroindazol-3-yl, 4,5,6,7-tetrahydroindazol-4-yl, 4,5,6,7-tetra-
 hydroindazol-6-yl), tetrahydrobenzimidazolyl (e.g. 4,5,6,7-tetrahydrobenzimidazol-1-yl,
 4,5,6,7-tetrahydrobenzimidazol-5-yl), tetrahydroimidazo[4,5-c]pyridyl (e.g. 4,5,6,7-tetrahydro-
 35 imidazo[4,5-c]pyrid-1-yl, 4,5,6,7-tetrahydroimidazo[4,5-c]pyrid-5-yl, 4,5,6,7-tetrahydro-

imidazo[4,5-c]pyrid-6-yl), tetrahydroquinolinyl (e.g. 1,2,3,4-tetrahydroquinolinyl, 5,6,7,8-tetrahydroquinolinyl), tetrahydroisoquinolinyl (e.g. 1,2,3,4-tetrahydroisoquinolinyl, 5,6,7,8-tetrahydroisoquinolinyl), tetrahydroquinoxalinyl (e.g. 1,2,3,4-tetrahydroquinoxalinyl, 5,6,7,8-tetrahydroquinoxalinyl), and the like. Hetaryl or heteroaryl is also intended to include partially
5 saturated bicyclic or polycyclic heterocyclic rings containing one or more spiro atoms. Representative examples are spiro[isoquinoline-3,1'-cyclohexan]-1-yl, spiro[piperidine-4,1'-benzo-
[c]thiophen]-1-yl, spiro[piperidine-4,1'-benzo[c]furan]-1-yl, spiro[piperidine-4,3'-benzo[b]fu-
ran]-1-yl, spiro[piperidine-4,3'-coumarin]-1-yl, and the like.

The term "monocyclic hetaryl" or "monocyclic heteroaryl" as used herein is intended
10 to include monocyclic heterocyclic aromatic rings as defined above.

The term "bicyclic hetaryl" or "bicyclic heteroaryl" as used herein is intended to include bicyclic heterocyclic aromatic rings as defined above.

The term "R⁵oxy" (e.g. MeC(O)O-, phenylC(O)O-, pyridine-2-yl-C(O)O- and the like) represents an R⁵ group as defined above attached through an oxygen bridge.

15 The term "R¹⁴alkylcarbonyl" (e.g. 2-cyclohexyloxy-acetyl, 3-(1-methyl-piperidin-4-yl-oxy)-propionyl, 2-phenoxy-acetyl and the like) represents an R¹⁴ group as defined above attached through an alkylcarbonyl group as defined above.

The term "R¹⁶carbonyl" (e.g. acetyl, 3-phenyl-propionyl, phenyl-acetyl, 2-(pyridin-2-ylmethoxy)-acetyl and the like) represents an R¹⁶ group as defined above attached through a
20 carbonyl group.

The term "R¹⁶carbonylN(R¹²)" (e.g. 3-phenyl-propionamide, phenyl-acetamide, 2-(pyridin-2-ylmethoxy)-acetamide, *N*-methyl-2-(pyridin-2-ylmethoxy)-acetamide, benzyl-2-(pyridin-3-ylmethoxy)-acetamide and the like) represents an R¹⁶carbonyl group as defined above attached through an amino group substituted with R¹² as defined above.

25 The term "NR¹²R¹³carbonylalkyl" (e.g. *N,N*-dimethyl-propionamide, *N*-isopropyl-*N*-methyl-propionamide and the like) represents an NR¹²R¹³ group attached through a carbonylalkyl group as defined above.

The term "NR¹²R¹³alkylcarbonyl" (e.g. *N,N*-dimethylamino-acetyl, (*N*-cyclohexyl-*N*-methyl-amino)-acetyl, 2-(4-acetyl-piperazin-1-yl)-acetyl and the like) represents an NR¹²R¹³
30 group attached through an alkylcarbonyl group as defined above.

The term "optionally substituted" as used herein means that the groups in question are either unsubstituted or substituted with one or more of the substituents specified. When the groups in question are substituted with more than one substituent the substituents may be the same or different.

Certain of the above defined terms may occur more than once in the structural formulae, and upon such occurrence each term shall be defined independently of the other.

Certain of the defined terms may occur in combinations, and it is to be understood that the first mentioned radical is a substituent on the subsequently mentioned radical, where
 5 the point of substitution, i.e. the point of attachment to another part of the molecule, is on the last mentioned of the radicals.

The term "treatment" is defined as the management and care of a patient for the purpose of combating or alleviating the disease, condition or disorder, and the term includes the administration of the active compound to prevent the onset of the symptoms or complications, or alleviating the symptoms or complications, or eliminating the disease, condition, or
 10 disorder.

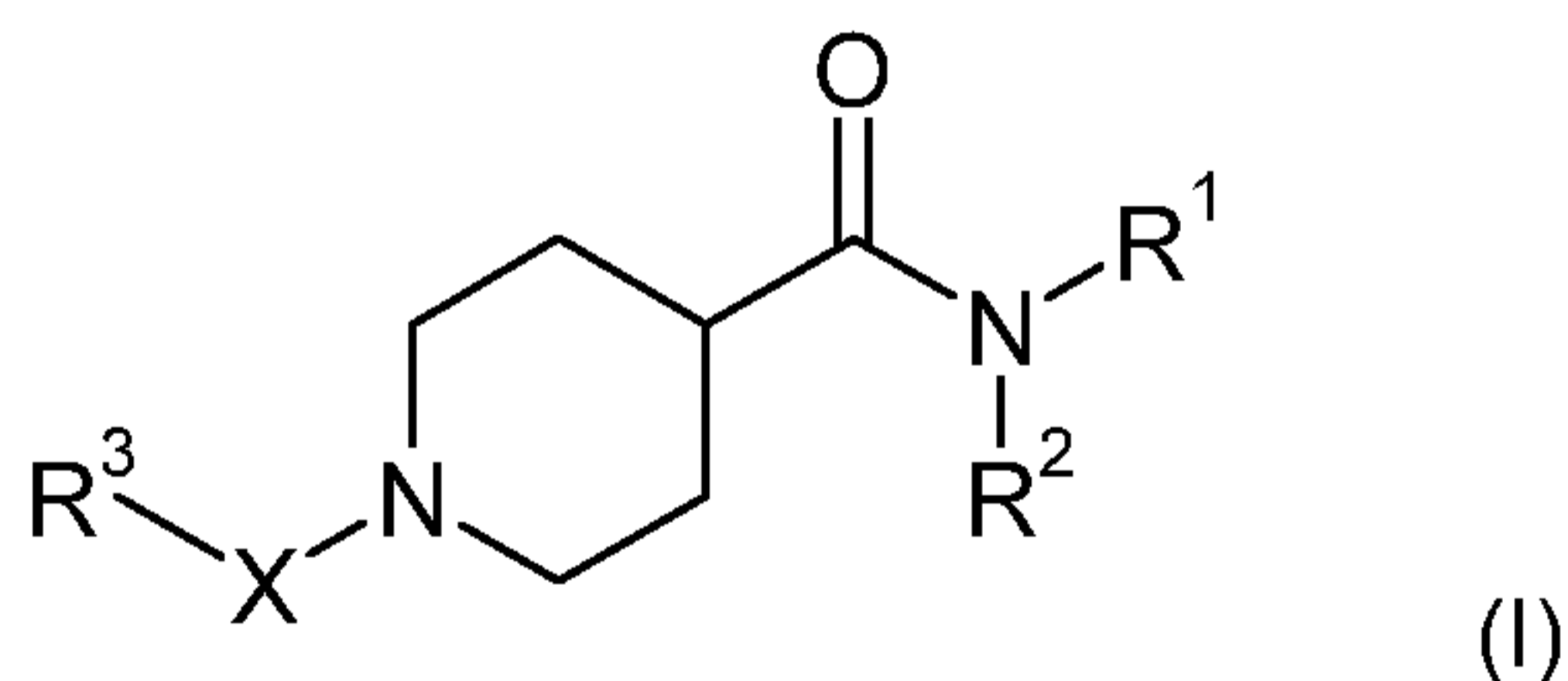
The term "pharmaceutically acceptable" is defined as being suitable for administration to humans without adverse events.

The term "prodrug" is defined as a chemically modified form of the active drug, said
 15 prodrug being administered to the patient and subsequently being converted to the active drug. Techniques for development of prodrugs are well known in the art.

DETAILED DESCRIPTION OF THE INVENTION

The present invention is based on the observation that the compounds of general
 20 formulas (I) and (Ia) disclosed below are able to modulate or inhibit the activity of 11 β HSD1.

Accordingly, the present invention is concerned with compounds or prodrugs thereof of the general formula (I):



wherein R^1 and R^2 together with the nitrogen to which they are attached, are forming a
 25 membered saturated or partially saturated bicyclic or tricyclic ring system consisting of the shown nitrogen, 7-10 carbon atoms and from 0 to 1 additional heteroatoms selected from nitrogen, oxygen, and $S(=O)_m$, where m is 0, 1 or 2, and said ring is substituted with 0 to 3 groups selected from C_1 - C_4 alkyl, halogen, hydroxy, oxo, $COOH$, C_1 - C_4 alkyloxy, C_1 - C_4 alkyloxy C_1 - C_4 alkyl and C_1 - C_4 alkylcarbonyl, wherein each alkyl group is substituted with 0 to 2 R^{18} ,
 30 or

R^1 is hydrogen, C_1 - C_4 alkyl or cyclopropyl and R^2 is adamantyl substituted with 0 to 2 R^{18} ;

With the proviso that R¹ and R² together with the nitrogen to which they are attached are not forming a saturated or partially saturated indole;

5 R¹⁸ is halo, hydroxy, oxo or COOH;

X is a direct bond, -C(=O)- or -S(=O)_n-;

10 R³ is C₁-C₆alkyl, C₃-C₁₀cycloalkyl, C₃-C₁₀cycloalkylC₁-C₆alkyl, C₁-C₆alkyloxy, C₁-C₆alkyloxy-C₁-C₆alkyl, arylC₁-C₆alkyloxyC₁-C₆alkyl, C₂-C₆alkenyl, -NR⁶R⁷, C₃-C₁₀hetcycloalkyl, aryl or hetaryl, wherein the alkyl, alkenyl, cycloalkyl, hetcycloalkyl, aryl and hetaryl groups are optionally substituted with R⁵;

With the proviso that if X is a direct bond then R³ is not methyl;

15

R⁵ is hydrogen, halo, hydroxyl, cyano, nitro, COOR⁹, C₁-C₈alkyl, C₃-C₁₀cycloalkyl, C₃-C₁₀hetcycloalkyl, methylenedioxy, trihalomethyl, trihalomethoxy, aryl, arylC₁-C₆alkyl, C₁-C₆alkyloxy, C₁-C₆alkyloxyC₁-C₆alkyl, aryloxy, aryloxyC₁-C₆alkyl, arylC₁-C₆alkyloxyC₁-C₆alkyl, hetaryl, hetarylC₁-C₆alkyl, hetaryloxy, hetarylC₁-C₆alkyloxy, hetaryloxyC₁-C₆alkyl, hetarylC₁-C₆alkyloxyC₁-C₆alkyl, NR⁶R⁷, SO_nNR⁶R⁷, NR⁶R⁷carbonylalkyl, arylcarbonylNR⁸, arylthio, hetarylthio, arylSO_n, hetarylSO_n, arylSO_nNR⁶, arylthioC₁-C₆alkyl, hetarylthioC₁-C₆alkyl or arylC₁-C₆alkyl-R⁴C₁-C₆alkyl; wherein the aryl and hetaryl groups independently are optionally substituted with one or more R⁸;

20

25 n is 1 or 2;

R⁴ is hydrogen, halogen, hydroxyl, cyano, nitro, COOR⁹, C₁-C₈alkyl, C₃-C₁₀cycloalkyl, C₃-C₁₀hetcycloalkyl, methylenedioxy, trihalomethyl, trihalomethoxy, aryl, hetaryl, NR⁶R⁷; wherein the aryl and hetaryl groups independently are optionally substituted with one or more R⁸;

30

R⁶ and R⁷ independently are hydrogen, C₁-C₈alkyl, C₃-C₁₀cycloalkyl, aryl, hetaryl, arylC₁-C₆alkyl or hetarylC₁-C₆alkyl wherein the alkyl, cycloalkyl, aryl and hetaryl groups independently are optionally substituted with one or more of R⁸; or

35

R⁶ and R⁷ together with the nitrogen to which they are attached, are forming a saturated or partially saturated cyclic, bicyclic or tricyclic ring system containing from 4 to 10 carbon atoms and from 0 to 2 additional heteroatoms selected from nitrogen, oxygen or sulfur, the ring system optionally being substituted with at least one C₁-C₈alkyl, aryl, hetaryl, arylC₁-C₆alkyl, hetarylC₁-C₆alkyl, hydroxy, oxo, C₁-C₆alkyloxy, arylC₁-C₆alkyloxy, hetarylC₁-C₆alkyloxy, C₁-C₆alkyloxyC₁-C₆alkyl, C₁-C₆alkylcarbonyl, arylcarbonyl, hetarylcarbonyl, arylC₁-C₆alkylcarbonyl, hetarylC₁-C₆alkylcarbonyl, C₁-C₆alkylcarboxy, arylcarboxy, hetarylcarboxy, arylC₁-C₆alkyl-carboxy or hetarylC₁-C₆alkylcarboxy;

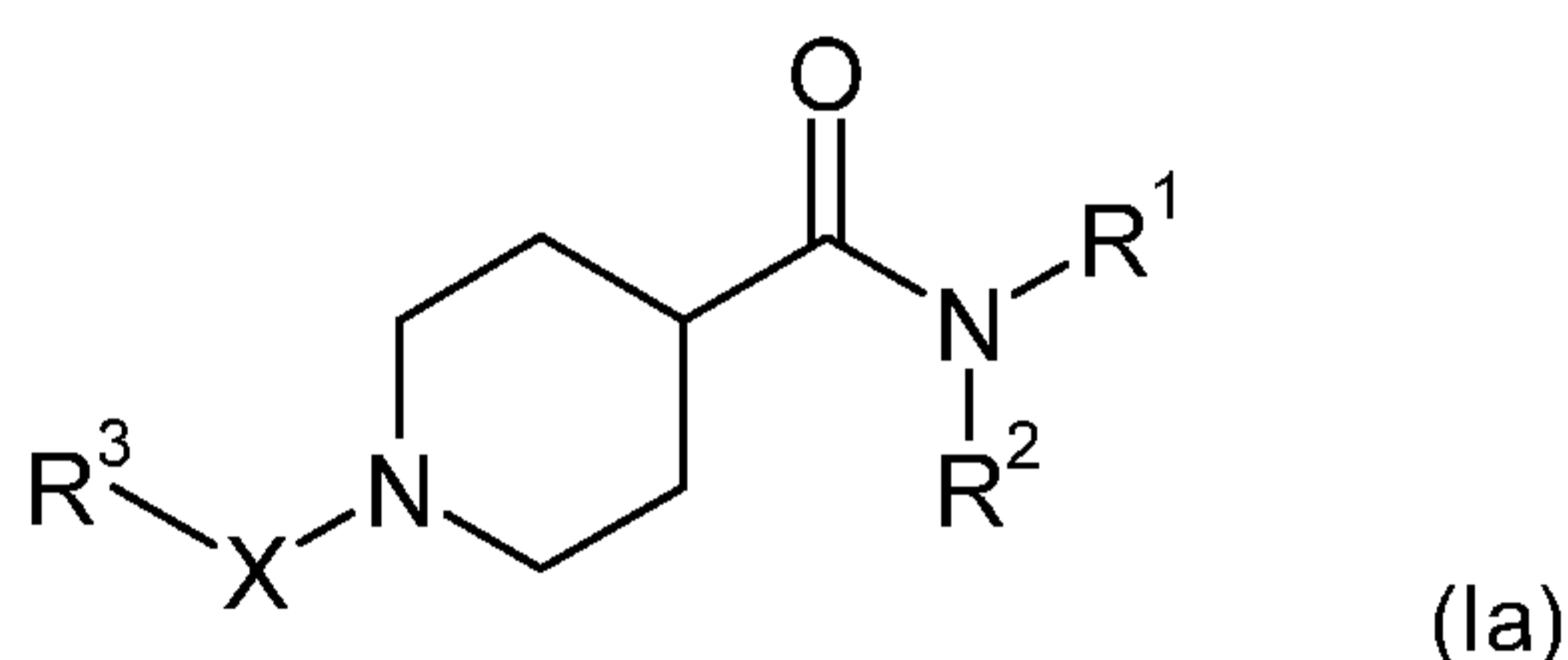
R⁸ independently are hydrogen, COOR⁹, hydroxy, oxo, halo, cyano, nitro, C₁-C₆alkyl, C₁-C₆alkyloxy, NR¹⁰R¹¹, methylenedioxy, trihalomethyl or trihalomethoxy;

R⁹ is hydrogen, C₁-C₈alkyl, or arylC₁-C₆alkyl;

R¹⁰ and R¹¹ independently are hydrogen, C₁-C₈alkyl or arylC₁-C₆alkyl;

or a salt thereof with a pharmaceutically acceptable acid or base, or any optical isomer or mixture of optical isomers, including a racemic mixture, or any tautomeric forms.

In one embodiment the present invention is concerned with compounds or prodrugs thereof of the general formula (Ia) :



wherein

R¹ and R² together with the nitrogen to which they are attached, are forming a 8-11 membered saturated or partially saturated bicyclic or tricyclic ring system consisting of the shown nitrogen, 7-10 carbon atoms and from 0 to 1 additional heteroatoms selected from nitrogen, oxygen, and S(=O)_m, where m is 0, 1 or 2, and said ring is substituted with 0 to 3 groups selected from C₁-C₄alkyl, halogen, hydroxy, oxo, COOH, C₁-C₄alkyloxy, C₁-C₄alkyloxyC₁-C₄alkyl and C₁-C₄alkylcarbonyl, wherein each alkyl group is substituted with 0 to 2 R¹⁸, or R¹ is hydrogen, C₁-C₄alkyl or cyclopropyl and R² is adamantyl substituted with 0 to 2 R¹⁸;

With the proviso that R¹ and R² together with the nitrogen to which they are attached are not forming a saturated or partially saturated indole;

R¹⁸ is halo, hydroxy, oxo or COOH;

5

X is a direct bond, -C(=O)- or -S(=O)_n-;

R³ is C₁-C₆alkyl, C₃-C₁₀cycloalkyl, C₃-C₁₀cycloalkylC₁-C₆alkyl, C₁-C₆alkyloxy, C₁-C₆alkyloxy-C₁-C₆alkyl, arylC₁-C₆alkyloxyC₁-C₆alkyl, C₂-C₆alkenyl, -NR⁶R⁷, C₃-C₁₀hetcycloalkyl, aryl or
 10 hetaryl, wherein the alkyl, alkenyl, cycloalkyl, hetcycloalkyl, aryl and hetaryl groups are optionally substituted with R⁵;

With the proviso that if X is a direct bond then R³ is not methyl;

15 R⁵ is hydrogen, halo, hydroxyl, cyano, nitro, COOR⁹, C₁-C₈alkyl, C₃-C₁₀cycloalkyl, C₃-C₁₀hetcycloalkyl, methylenedioxy, trihalomethyl, trihalomethoxy, aryl, arylC₁-C₆alkyl, C₁-C₆alkyloxy, C₁-C₆alkyloxyC₁-C₆alkyl, aryloxy, aryloxyC₁-C₆alkyl, arylC₁-C₆alkyloxyC₁-C₆alkyl, hetaryl, hetarylC₁-C₆alkyl, hetaryloxy, hetarylC₁-C₆alkyloxy, hetaryloxyC₁-C₆alkyl, hetarylC₁-C₆alkyloxyC₁-C₆alkyl, -NR⁶R⁷, -SO_nNR⁶R⁷, NR⁶R⁷carbonylalkyl, arylcarbonylNR⁸, arylthio, hetaryl-
 20 thio, arylSO_n, hetarylSO_n, arylSO_nNR⁶R⁷, arylthioC₁-C₆alkyl, hetarylthioC₁-C₆alkyl or arylC₁-C₆alkylR⁴C₁-C₆alkyl; wherein the aryl and hetaryl groups independently are optionally substituted with one or more R⁸;

n is 1 or 2;

25

R⁴ is hydrogen, halogen, hydroxyl, cyano, nitro, COOR⁹, C₁-C₈alkyl, C₃-C₁₀cycloalkyl, C₃-C₁₀hetcycloalkyl, methylenedioxy, trihalomethyl, trihalomethoxy, aryl, hetaryl, NR⁶R⁷;
 wherein the aryl and hetaryl groups independently are optionally substituted with one or more
 R⁸;

30

R⁶ and R⁷ independently are hydrogen, C₁-C₈alkyl, C₃-C₁₀cycloalkyl, aryl, hetaryl, arylC₁-C₆alkyl or hetarylC₁-C₆alkyl wherein the alkyl, cycloalkyl, aryl and hetaryl groups independently are optionally substituted with one or more of R⁸; or

R⁶ and R⁷ together with the nitrogen to which they are attached, are forming a saturated or partially saturated cyclic, bicyclic or tricyclic ring system containing from 4 to 10 carbon atoms and from 0 to 2 additional heteroatoms selected from nitrogen, oxygen or sulfur, the ring system optionally being substituted with at least one C₁-C₈alkyl, aryl, hetaryl, arylC₁-C₆alkyl, 5 hetarylC₁-C₆alkyl, hydroxy, oxo, C₁-C₆alkyloxy, arylC₁-C₆alkyloxy, hetarylC₁-C₆alkyloxy, C₁-C₆alkyloxyC₁-C₆alkyl, C₁-C₆alkylcarbonyl, arylcarbonyl, hetarylcarbonyl, arylC₁-C₆alkylcarbonyl, hetarylC₁-C₆alkylcarbonyl, C₁-C₆alkylcarboxy, arylcarboxy, hetarylcarboxy, arylC₁-C₆alkyl-carboxy or hetarylC₁-C₆alkylcarboxy;

10 R⁸ independently are hydrogen, COOR⁹, hydroxy, oxo, halo, cyano, nitro, C₁-C₆alkyl, C₁-C₆alkyloxy, NR¹⁰R¹¹, methylenedioxy, trihalomethyl or trihalomethoxy;

R⁹ is hydrogen, C₁-C₈alkyl, or arylC₁-C₆alkyl;

15 R¹⁰ and R¹¹ independently are hydrogen, C₁-C₈alkyl or arylC₁-C₆alkyl;

or a salt thereof with a pharmaceutically acceptable acid or base, or any optical isomer or mixture of optical isomers, including a racemic mixture, or any tautomeric forms.

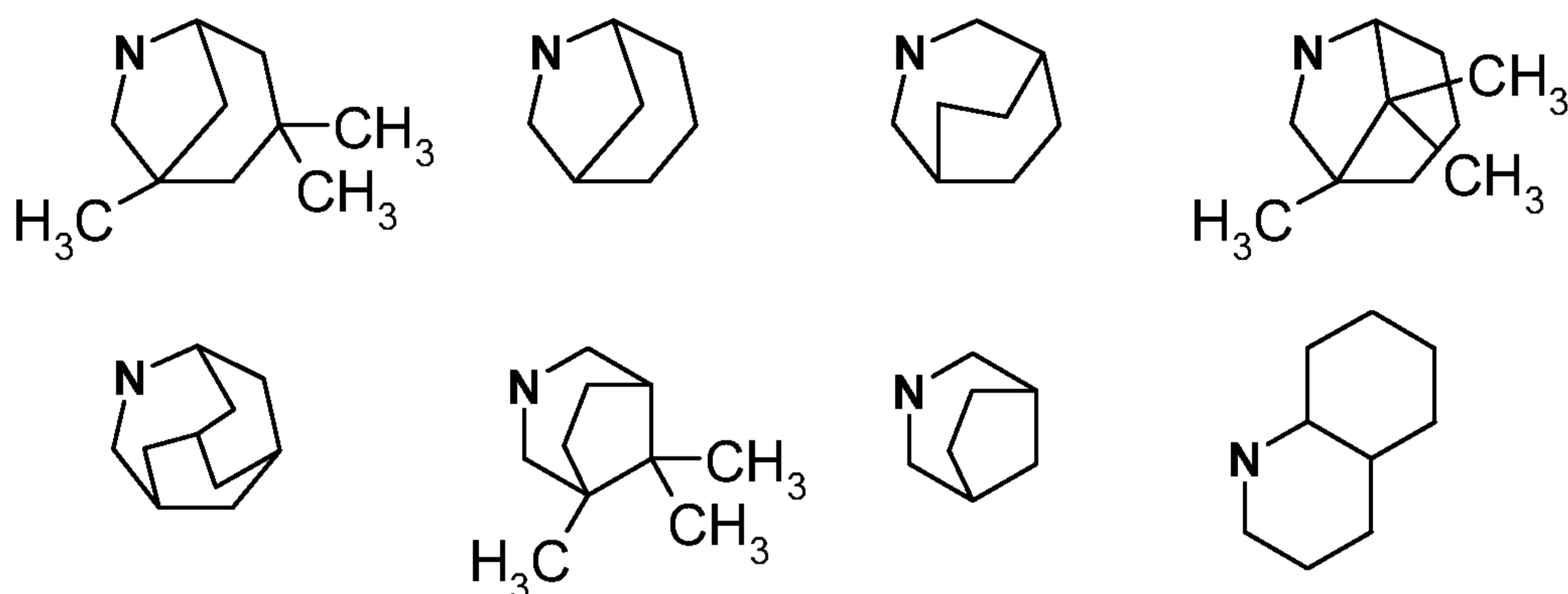
20 In another embodiment of the present invention, in formula (I) and (Ia) R¹ and R² together with the nitrogen to which they are attached, are forming a 8-11 membered saturated or partially saturated bicyclic or tricyclic ring, said bicyclic or tricyclic ring comprising a ring wherein two carbons are connected by a bridge.

In another embodiment of the present invention, in formula (I) and (Ia) R¹ and R² together with the nitrogen to which they are attached, are forming a 8-11 membered saturated 25 bicyclic or tricyclic ring.

In another embodiment of the present invention, in formula (I) and (Ia) said bicyclic or tricyclic ring comprises a piperidine wherein two carbons are connected by a bridge.

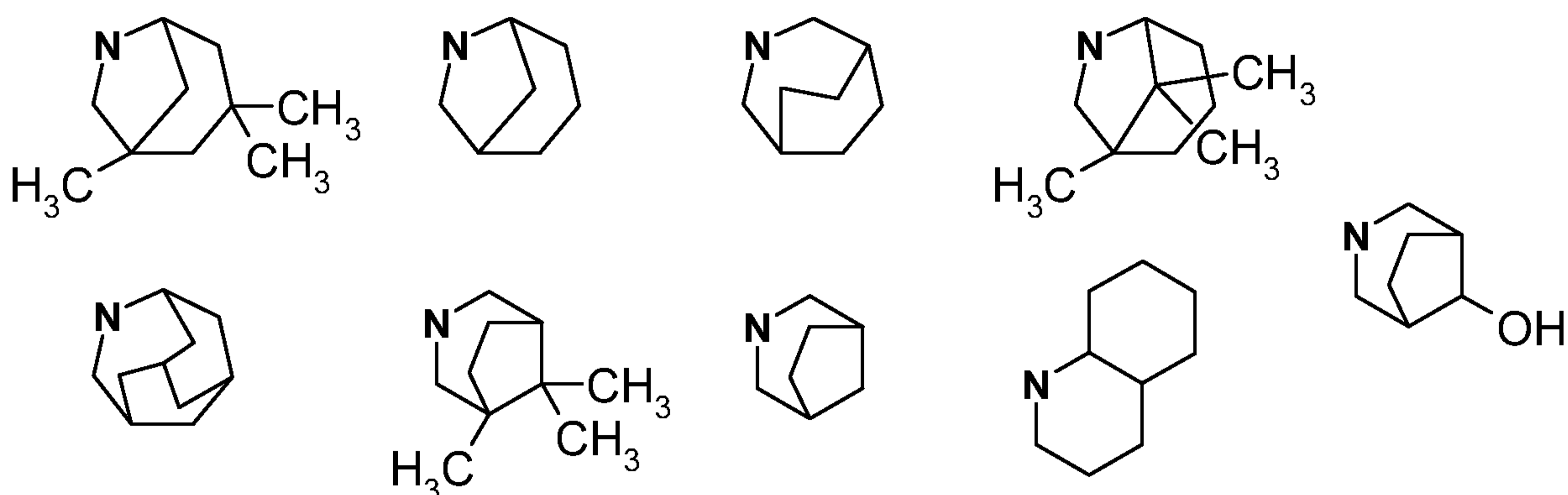
30 In another embodiment of the present invention, in formula (I) and (Ia) said bicyclic or tricyclic ring comprises an azepine wherein two carbons are connected by a bridge.

In another embodiment of the present invention, in formula (I) and (Ia) R¹ and R² together with the nitrogen to which they are attached, are forming a 8-11 membered saturated or partially saturated bicyclic or tricyclic ring, said ring being selected from the group consisting of



where each is substituted with 0 to 2 R^{25} , and R^{25} is independently selected from C_1 - C_8 alkyl, halogen, hydroxy, oxo, COOH, and C_1 - C_6 alkyloxy.

In another embodiment of the present invention, in formula (I) and (Ia) R^1 and R^2 together with the nitrogen to which they are attached, are forming a 8-11 membered saturated or partially saturated bicyclic or tricyclic ring, said ring being selected from the group consisting of



10

In another embodiment of the present invention, in formula (I) and (Ia) R^1 and R^2 together with the nitrogen to which they are attached, are forming a 8 membered saturated or partially saturated bicyclic or tricyclic ring.

In another embodiment of the present invention, in formula (I) and (Ia) R^1 and R^2 together with the nitrogen to which they are attached, are forming a 10 or 11 membered saturated or partially saturated bicyclic or tricyclic ring.

In another embodiment of the present invention, in formula (I) and (Ia) R^1 is hydrogen, C_1 - C_4 alkyl or cyclopropyl.

In another embodiment of the present invention, in formula (I) and (Ia) R^2 is an unsubstituted adamantyl selected from 1-adamantyl and 2-adamantyl.

20

In another embodiment of the present invention, in formula (I) and (Ia) R² is a substituted adamantyl.

In another embodiment of the present invention, in formula (I) and (Ia) R² is a substituted 1-adamantyl or a substituted 2-adamantyl.

5 In another embodiment of the present invention, in formula (I) and (Ia) R² is an adamantyl substituted with one, two or more substituent independently selected from halogen, hydroxy, oxo, COOH, C₁-C₆alkyl and C₁-C₆alkyloxy.

In another embodiment of the present invention, in formula (I) and (Ia) X is -C(=O)-.

10 In another embodiment of the present invention, in formula (I) and (Ia) X is a direct bond. In yet another embodiment of the present invention, in formula (I) and (Ia) X is -S(=O)_n-.

In another embodiment of the present invention, in formula (I) and (Ia) X is -S(=O)_n- and n is 2.

15 In another embodiment of the present invention, in formula (I) and (Ia) R³ is a substituted aryl.

In another embodiment of the present invention, in formula (I) and (Ia) R³ is a substituted phenyl.

In another embodiment of the present invention, in formula (I) and (Ia) R³ is a hetaryl.

20 In another embodiment of the present invention, in formula (I) and (Ia) R³ is thiophene or 2-thiophene.

In another embodiment of the present invention, in formula (I) and (Ia) X is -S(=O)₂- and R³ is thiophene or 2-thiophene.

25 In another embodiment of the present invention, in formula (I) and (Ia) R³ is C₁-C₆alkyl, C₃-C₁₀cycloalkyl, C₃-C₁₀cycloalkylC₁-C₆alkyl, C₁-C₆alkyloxy or C₁-C₆alkyloxyC₁-C₆alkyl, wherein the alkyl and cycloalkyl groups are optionally substituted with R⁵;

30 In another embodiment of the present invention, in formula (I) and (Ia) R³ is arylC₁-C₆alkyloxyC₁-C₆alkyl, C₂-C₆alkenyl, NR⁶R⁷, C₃-C₁₀hetcycloalkyl, aryl or hetaryl, wherein the alkyl, alkenyl, cycloalkyl, hetcycloalkyl, aryl and hetaryl groups are optionally substituted with R⁵;

In another embodiment of the present invention, in formula (I) and (Ia) R⁵ is trihalomethyl, C₁-C₆alkyloxy, C₁-C₆alkyl or -NH-C(=O)C₁-C₆alkyl.

In another embodiment of the present invention, in formula (I) and (Ia) R⁵ is halo, hydroxyl or cyano.

In another embodiment of the present invention, in formula (I) and (Ia) R³ is imidazole or isoxazole.

In another embodiment of the present invention, in formula (I) and (Ia) R³ is a substituted hetaryl. In another embodiment of the present invention, in formula (I) and (Ia) R³ is a substituted thiophene, preferably a substituted 2-thiophene, or a substituted imidazole.

In another embodiment of the present invention, in formula (I) and (Ia) X is -S(=O)₂- and R³ is a substituted thiophene, preferably a substituted 2-thiophene, or a substituted imidazole.

In another embodiment of the present invention, in formula (I) and (Ia) R³ is -NR⁶R⁷.

In another embodiment of the present invention, in formula (I) and (Ia) R³ is -NR⁶R⁷ and R⁶ is hydrogen or C₁-C₈alkyl.

In another embodiment of the present invention, in formula (I) and (Ia) -NR⁶R⁷ is -NHR⁷.

In another embodiment of the present invention, in formula (I) and (Ia) R⁷ is a substituted aryl or a substituted C₁-C₈alkyl.

In another embodiment of the present invention, in formula (I) and (Ia) -NR⁶R⁷ is a heterocycloalkyl which is optionally substituted.

In another embodiment of the present invention, in formula (I) and (Ia) -NR⁶R⁷ is piperidine, a substituted piperidine, pyrazine or a substituted pyrazine.

In another embodiment of the present invention, in formula (I) and (Ia) -NR⁶R⁷ is

In another embodiment of the present invention, the compound of formula (I) and (Ia) is selected from the group consisting of:

- 1-(Thiophene-2-sulfonyl)-piperidine-4-carboxylic acid tricyclo[3.3.1.1{3,7}]decan-1-ylamide,
- 1-(Thiophene-2-sulfonyl)-piperidine-4-carboxylic acid tricyclo[3.3.1.1{3,7}]decan-2-ylamide,
- (Octahydro-quinolin-1-yl)-[1-(thiophene-2-sulfonyl)-piperidin-4-yl]-methanone,
- 1-(Thiophene-2-sulfonyl)-piperidine-4-carboxylic acid (3-hydroxy-tricyclo[3.3.1.1{3,7}]decan-1-yl)-amide,
- (4-Spiroindane-piperidin-1-yl)-[1-(thiophene-2-sulfonyl)-piperidin-4-yl]-methanone,
- (4-Aza-tricyclo[4.3.1.1{3,8}]undec-4-yl)-[1-(thiophene-2-sulfonyl)-piperidin-4-yl]-methanone,
- (Octahydro-isoquinolin-2-yl)-[1-(thiophene-2-sulfonyl)-piperidin-4-yl]-methanone,
- (6-Aza-bicyclo[3.2.1]oct-6-yl)-[1-(thiophene-2-sulfonyl)-piperidin-4-yl]-methanone,
- (Octahydro-isoindol-2-yl)-[1-(thiophene-2-sulfonyl)-piperidin-4-yl]-methanone,
- (3-Aza-bicyclo[3.2.2]non-3-yl)-[1-(thiophene-2-sulfonyl)-piperidin-4-yl]-methanone,
- 1-(4-Acetylamino-benzenesulfonyl)-piperidine-4-carboxylic acid adamantan-2-ylamide,
- 1-(4-Trifluoromethyl-benzenesulfonyl)-piperidine-4-carboxylic acid adamantan-2-ylamide,

1-(2-Trifluoromethoxy-benzenesulfonyl)-piperidine-4-carboxylic acid adamantan-2-ylamide,
 1-(3,4-Dimethoxy-benzenesulfonyl)-piperidine-4-carboxylic acid adamantan-2-ylamide,
 1-(1-Methyl-1*H*-imidazole-4-sulfonyl)-piperidine-4-carboxylic acid adamantan-2-ylamide,
 1-(4-Trifluoromethoxy-benzenesulfonyl)-piperidine-4-carboxylic acid adamantan-2-ylamide,
 1-(5-Pyridin-2-yl-thiophene-2-sulfonyl)-piperidine-4-carboxylic acid adamantan-2-ylamide,
 1-(1,2-Dimethyl-1*H*-imidazole-4-sulfonyl)-piperidine-4-carboxylic acid adamantan-2-yl-
 amide,
 1-(2-Oxo-2*H*-1-benzopyran-6-sulfonyl)-piperidine-4-carboxylic acid adamantan-2-ylamide,
 1-(3,5-Dimethyl-isoxazole-4-sulfonyl)-piperidine-4-carboxylic acid adamantan-2-ylamide,
 1-(4-Cyano-benzenesulfonyl)-piperidine-4-carboxylic acid adamantan-2-ylamide,
 1-Benzenesulfonyl-piperidine-4-carboxylic acid adamantan-2-ylamide,
 1-Methanesulfonyl-piperidine-4-carboxylic acid adamantan-2-ylamide,
 Piperidine-1,4-dicarboxylic acid 1-[(4-acetylamino-phenyl)-amide] 4-adamantan-2-ylamide,
 Piperidine-1,4-dicarboxylic acid 1-[(1,3-benzodioxol-5-ylmethyl)-amide] 4-adamantan-2-yl-
 amide,
 Piperidine-1,4-dicarboxylic acid 1-(benzyl-isopropyl-amide) 4-adamantan-2-ylamide,
 Piperidine-1,4-dicarboxylic acid 1-benzylamide 4-adamantan-2-ylamide,
 Piperidine-1,4-dicarboxylic acid 1-(4-methanesulfonyl-benzylamide) 4-adamantan-2-yl-
 amide,
 1-(4-Hydroxy-piperidine-1-carbonyl)-piperidine-4-carboxylic acid adamantan-2-ylamide,
 1-(3-Trifluoromethyl-5,6-dihydro-8*H*-1,2,4-triazolo[4,3-*a*]pyrazine-7-carbonyl)-piperidine-4-
 carboxylic acid adamantan-2-ylamide,
 1-[4-(Adamantan-2-ylcarbamoyl)-piperidine-1-carbonyl]-piperidine-4-carboxylic acid ethyl
 ester,
 1-(Thiophene-2-sulfonyl)-piperidin-4-yl)-(1,3,3-trimethyl-6-aza-bicyclo[3.2.1]oct-6-yl)-
 methanone,
 1-(5-Chloro-thiophene-2-sulfonyl)-piperidine-4-carboxylic acid adamantan-2-ylamide,
 1-(2-Piperidin-1-yl-ethanesulfonyl)-piperidine-4-carboxylic acid adamantan-2-ylamide,
 Piperidine-1,4-dicarboxylic acid 4-adamantan-2-ylamide 1-(2,4-dimethoxy-benzylamide), or
 a prodrug thereof, a salt thereof with a pharmaceutically acceptable acid or base, or any op-
 tical isomer or mixture of optical isomers, including a racemic mixture, or any tautomeric
 forms.

In another embodiment of the present invention, the compound of formula (I) and
 5 (Ia) is selected from the group consisting of:

1-(Thiophene-2-sulfonyl)-piperidine-4-carboxylic acid adamantan-1-ylamide;

- 1-(Thiophene-2-sulfonyl)-piperidine-4-carboxylic acid adamantan-2-ylamide;
1-[2-(2,4-Difluoro-phenyl)-acetyl]-piperidine-4-carboxylic acid (5-hydroxy-adamantan-2-yl)-amide;
1-Benzenesulfonyl-piperidine-4-carboxylic acid (5-hydroxy-bicyclo[2.2.1]-hept-2-yl)-methyl-
5 amide;
1-(2-Chloro-benzene-sulfonyl)-piperidine-4-carboxylic acid (5-hydroxy-adamantan-2-yl)-amide;
1-(2-Pyridin-2-yl-ethane-sulfonyl)-piperidine-4-carboxylic acid (5-hydroxy-adamantan-2-yl)-amide;
10 1-Cyclopropanesulfonyl-piperidine-4-carboxylic acid (5-hydroxy-adamantan-2-yl)-amide;
1-(2,4-Dichloro-benzene-sulfonyl)-piperidine-4-carboxylic acid (5-hydroxy-adamantan-2-yl)-amide;
1-(Pyridine-2-sulfonyl)-piperidine-4-carboxylic acid (5-hydroxy-adamantan-2-yl)-amide;
1-(5-Fluoro-2-methyl-benzenesulfonyl)-piperidine-4-carboxylic acid adamantan-2-ylamide;
15 1-(5-Phenyl-pentanoyl)-piperidine-4-carboxylic acid adamantan-2-ylamide;
1-(2-Cyano-benzene-sulfonyl)-piperidine-4-carboxylic acid adamantan-2-ylamide;
1-(Isoquinoline-1-carbonyl)-piperidine-4-carboxylic acid adamantan-2-ylamide;
1-(2-Cyclohexyl-acetyl)-piperidine-4-carboxylic acid adamantan-2-yl-amide;
1-(Quinoline-8-sulfonyl)-piperidine-4-carboxylic acid adamantan-2-yl-amide;
20 1-(2-Trifluoromethyl-benzenesulfonyl)-piperidine-4-carboxylic acid adamantan-2-yl-amide;
1-(2-Chloro-4-fluoro-benzenesulfonyl)-piperidine-4-carboxylic acid adamantan-2-yl-amide;
1-(2,4-Difluoro-benzene-sulfonyl)-piperidine-4-carboxylic acid adamantan-2-ylamide;
1-(4-Fluoro-benzene-sulfonyl)-4-methyl-piperidine-4-carboxylic acid (5-hydroxy-adamantan-2-yl)-amide;
25 1-Cyclobutanecarbonyl-piperidine-4-carboxylic acid adamantan-2-ylamide;
1-[2-(3,4-Difluoro-phenyl)-acetyl]-piperidine-4-carboxylic acid adamantan-2-ylamide;
1-(4-Fluoro-benzene-sulfonyl)-piperidine-4-carboxylic acid adamantan-2-ylamide;
1-(2-Cyclopropyl-acetyl)-piperidine-4-carboxylic acid adamantan-2-ylamide;
1-(2,2,2-Trifluoro-acetyl)-piperidine-4-carboxylic acid adamantan-2-ylamide;
30 1-Benzenesulfonyl-piperidine-4-carboxylic acid (5-hydroxymethyl-adamantan-2-yl)-amide;
1-[2-(4-Chloro-phenoxy)-acetyl]-piperidine-4-carboxylic acid adamantan-2-ylamide;
1-Benzenesulfonyl-piperidine-4-carboxylic acid (5-hydroxy-adamantan-2-yl)-amide;
1-[(E)-3-(4-Fluoro-phenyl)-acryloyl]-piperidine-4-carboxylic acid adamantan-2-ylamide;
1-(3-Cyano-benzene-sulfonyl)-piperidine-4-carboxylic acid adamantan-2-ylamide;
35 1-(6-Methyl-pyridine-2-carbonyl)-piperidine-4-carboxylic acid adamantan-2-ylamide;

- 1-(2-Benzo[1,3]dioxol-5-yl-acetyl)-piperidine-4-carboxylic acid adamantan-2-ylamide;
 1-Ethenesulfonyl-piperidine-4-carboxylic acid adamantan-2-ylamide;
 1-(4-Fluoro-benzenesulfonyl)-piperidine-4-carboxylic acid (5-hydroxy-adamantan-2-yl)-amide;
- 5 1-(4-Fluoro-benzoyl)-piperidine-4-carboxylic acid adamantan-2-ylamide;
 1-(3,5-Difluoro-benzoyl)-piperidine-4-carboxylic acid adamantan-2-ylamide;
 1-(Quinoxaline-5-carbonyl)-piperidine-4-carboxylic acid adamantan-2-ylamide;
 1-(2-Benzylamino-ethane-sulfonyl)-piperidine-4-carboxylic acid adamantan-2-ylamide;
 1-(6-Chloro-pyridine-3-carbonyl)-piperidine-4-carboxylic acid adamantan-2-ylamide;
- 10 1-[3-(3,5-Dimethyl-1*H*-pyrazol-4-yl)-propionyl]-piperidine-4-carboxylic acid adamantan-2-ylamide;
 (1-Benzenesulfonyl-piperidin-4-yl)-(octahydro-quinolin-1-yl)-methanone;
 1-(2-Methoxy-acetyl)-piperidine-4-carboxylic acid adamantan-2-ylamide;
 1-[2-(4-Hydroxy-piperidin-1-yl)-ethanesulfonyl]-piperidine-4-carboxylic acid adamantan-2-
- 15 ylamide;
 (3-Aza-bicyclo[3.2.2]non-3-yl)-(1-benzenesulfonyl-piperidin-4-yl)-methanone;
 (4-Aza-tricyclo-[4.3.1.1{3,8}]undec-4-yl)-(1-benzenesulfonyl-piperidin-4-yl)-methanone;
 1-Benzenesulfonyl-piperidine-4-carboxylic acid (1-hydroxy-adamantan-2-yl)-amide;
 1-Benzenesulfonyl-piperidine-4-carboxylic acid (5-hydroxy-adamantan-2-yl)-methyl-amide;
- 20 1-Benzenesulfonyl-piperidine-4-carboxylic acid (5-hydroxymethyl-adamantan-2-yl)-methyl-amide;
 1-(4-Methoxy-piperidine-1-carbonyl)-piperidine-4-carboxylic acid adamantan-2-ylamide;
 1-[4-(Adamantan-2-ylcarbamoyl)-piperidine-1-carbonyl]-piperidine-4-carboxylic acid;
 1-(4-Chloro-piperidine-1-carbonyl)-piperidine-4-carboxylic acid adamantan-2-ylamide;
- 25 Piperidine-1,4-dicarboxylic acid 4-adamantan-2-ylamide 1-[(4-*tert*-butoxy-cyclohexyl)-amide];
 1-[4-(4-Fluoro-phenyl)-4-hydroxy-piperidine-1-carbonyl]-piperidine-4-carboxylic acid adamantan-2-ylamide; or
- 30 a prodrug thereof, a salt thereof with a pharmaceutically acceptable acid or base, or any optical isomer or mixture of optical isomers, including a racemic mixture, or any tautomeric forms.

In another embodiment of the present invention, in formula (I) and (Ia) the polar surface area (PSA) of said compound is in the range from 40 Å² to 130 Å², preferably from 50 Å² to 130 Å², more preferably from 60 Å² to 120 Å², more preferably from 70 Å² to 120 Å², most preferable from 70 Å² to 110 Å².

In another embodiment of the present invention, in formula (I) and (Ia) the molar weight of said compound is in the range from 350D to 650D, preferably from 400D to 600D.

The compounds of the present invention have asymmetric centers and may occur as racemates, racemic mixtures, and as individual enantiomers or diastereoisomers, with all
5 isomeric forms being included in the present invention as well as mixtures thereof.

The present invention also encompasses pharmaceutically acceptable salts of the present compounds. Such salts include pharmaceutically acceptable acid addition salts, pharmaceutically acceptable base addition salts, pharmaceutically acceptable metal salts, ammonium and alkylated ammonium salts. Acid addition salts include salts of inorganic acids
10 as well as organic acids. Representative examples of suitable inorganic acids include hydrochloric, hydrobromic, hydroiodic, phosphoric, sulfuric, nitric acids and the like. Representative examples of suitable organic acids include formic, acetic, trichloroacetic, trifluoroacetic, propionic, benzoic, cinnamic, citric, fumaric, glycolic, lactic, maleic, malic, malonic, mandelic, oxalic, picric, pyruvic, salicylic, succinic, methanesulfonic, ethanesulfonic, tartaric, ascorbic,
15 pantoic, bismethylene salicylic, ethanedisulfonic, gluconic, citraconic, aspartic, stearic, palmitic, EDTA, glycolic, p-aminobenzoic, glutamic, benzenesulfonic, p-toluenesulfonic acids, sulphates, nitrates, phosphates, perchlorates, borates, acetates, benzoates, hydroxynaphthoates, glycerophosphates, ketoglutarates and the like. Further examples of pharmaceutically acceptable inorganic or organic acid addition salts include the pharmaceutically acceptable
20 salts listed in J. Pharm. Sci., 66, 2 (1977), which is incorporated herein by reference. Examples of metal salts include lithium, sodium, potassium, barium, calcium, magnesium, zinc, calcium salts and the like. Examples of amines and organic amines include ammonium, methylamine, dimethylamine, trimethylamine, ethylamine, diethylamine, propylamine, butylamine, tetramethylamine, ethanolamine, diethanolamine, triethanolamine, meglumine,
25 ethylenediamine, choline, N,N'-dibenzylethylenediamine, N-benzylphenylethylamine, N-methyl-D-glucamine, guanidine and the like. Examples of cationic amino acids include lysine, arginine, histidine and the like.

Further, some of the compounds of the present invention may form solvates with water or common organic solvents. Such solvates are encompassed within the scope of the
30 invention.

The pharmaceutically acceptable salts are prepared by reacting a compound of the present invention with 1 to 4 equivalents of a base such as sodium hydroxide, sodium methoxide, sodium hydride, potassium *tert*-butoxide, calcium hydroxide, magnesium hydroxide and the like, in solvents like ether, THF, methanol, *tert*-butanol, dioxane, isopropanol, ethanol
35 etc. Mixtures of solvents may be used. Organic bases like lysine, arginine, diethanolamine,

choline, guandine and their derivatives etc. may also be used. Alternatively, acid addition salts wherever applicable are prepared by treatment with acids such as hydrochloric acid, hydrobromic acid, nitric acid, sulfuric acid, phosphoric acid, p-toluenesulphonic acid, methanesulfonic acid, acetic acid, citric acid, maleic acid salicylic acid, hydroxynaphthoic acid, ascorbic acid, palmitic acid, succinic acid, benzoic acid, benzenesulfonic acid, tartaric acid and the like in solvents like ethyl acetate, ether, alcohols, acetone, THF, dioxane etc. Mixture of solvents may also be used.

The stereoisomers of the compounds forming part of this invention may be prepared by using reactants in their single enantiomeric form in the process wherever possible or by conducting the reaction in the presence of reagents or catalysts in their single enantiomer form or by resolving the mixture of stereoisomers by conventional methods. Some of the preferred methods include use of microbial resolution, enzymatic resolution, resolving the diastereomeric salts formed with chiral acids such as mandelic acid, camphorsulfonic acid, tartaric acid, lactic acid, and the like wherever applicable or chiral bases such as brucine, (*R*)- or (*S*)-phenylethylamine, cinchona alkaloids and their derivatives and the like. Commonly used methods are compiled by Jaques et al. in "Enantiomers, Racemates and Resolution" (Wiley Interscience, 1981). More specifically the compound of the present invention may be converted to a 1:1 mixture of diastereomeric amides by treating with chiral amines, aminoacids, aminoalcohols derived from aminoacids; conventional reaction conditions may be employed to convert acid into an amide; the diastereomers may be separated either by fractional crystallization or chromatography and the stereoisomers of compound of formula I may be prepared by hydrolysing the pure diastereomeric amide.

Various polymorphs of the compounds forming part of this invention may be prepared by crystallization of said compounds under different conditions; for example, using different solvents commonly used or their mixtures for recrystallization; crystallizations at different temperatures; or various modes of cooling, ranging from very fast to very slow cooling during crystallizations. Polymorphs may also be obtained by heating or melting the compound followed by gradual or fast cooling. The presence of polymorphs may be determined by solid probe nmr spectroscopy, ir spectroscopy, differential scanning calorimetry, powder X-ray diffraction or such other techniques.

The invention also encompasses prodrugs of the present compounds, which on administration undergo chemical conversion by metabolic processes before becoming active pharmacological substances. In general, such prodrugs will be functional derivatives of the present compounds, which are readily convertible *in vivo* into the required compound of the present invention. Conventional procedures for the selection and preparation of suitable

prodrug derivatives are described, for example, in "Design of Prodrugs", ed. H. Bundgaard, Elsevier, 1985.

It is a well known problem in drug discovery that compounds, such as enzyme inhibitors, may be very potent and selective in biochemical assays, yet be inactive *in vivo*. This lack of so-called bioavailability may be ascribed to a number of different factors such as lack of or poor absorption in the gut, first pass metabolism in the liver and/or poor uptake in cells. Although the factors determining bioavailability are not completely understood, there are many examples in the scientific literature - well known to those skilled in the art - of how to modify compounds, which are potent and selective in biochemical assays but show low or no activity *in vivo*, into drugs that are biologically active.

It is within the scope of the invention to modify the compounds of the present invention, termed the 'original compound', by attaching chemical groups that will improve the bioavailability of said compounds in such a way that the uptake in cells or mammals is facilitated.

Examples of said modifications, which are not intended in any way to limit the scope of the invention, include changing of one or more carboxy groups to esters (for instance methyl esters, ethyl esters, *tert*-butyl, acetoxymethyl, pivaloyloxymethyl esters or other acyloxymethyl esters). Compounds of the invention, original compounds, such modified by attaching chemical groups are termed 'modified compounds'.

The invention also encompasses active metabolites of the present compounds.

The compounds according to the invention alter, and more specifically, reduce the level of active intracellular glucocorticoid and are accordingly useful for the treatment, prevention and/or prophylaxis of disorders and diseases in which such a modulation or reduction is beneficial.

Accordingly, the present compounds may be applicable for the treatment, prevention and/or prophylaxis of the metabolic syndrome, insulin resistance, dyslipidemia, hypertension, obesity, type 2 diabetes, impaired glucose tolerance (IGT), impaired fasting glucose (IFG), Latent Autoimmune Diabetes in the Adult (LADA), type 1 diabetes, diabetic late complications including cardiovascular diseases, cardiovascular disorders, disorders of lipid metabolism, neurodegenerative and psychiatric disorders, dysregulation of intraocular pressure including glaucoma, immune disorders, inappropriate immune responses, musculo-skeletal disorders, gastrointestinal disorders, polycystic ovarie syndrome (PCOS), reduced hair growth or other diseases, disorders or conditions that are influenced by intracellular glucocorticoid levels, adverse effects of increased blood levels of active endogenous or exogenous glucocorticoid, and any combination thereof, adverse effects of increased plasma levels of

endogenous active glucocorticoid, Cushing's disease, Cushing's syndrome, adverse effects of glucocorticoid receptor agonist treatment of autoimmune diseases, adverse effects of glucocorticoid receptor agonist treatment of inflammatory diseases, adverse effects of glucocorticoid receptor agonist treatment of diseases with an inflammatory component, adverse effects of glucocorticoid receptor agonist treatment as a part of cancer chemotherapy, adverse effects of glucocorticoid receptor agonist treatment for surgical/post-surgical or other trauma, adverse effects of glucocorticoid receptor agonist therapy in the context of organ or tissue transplantation or adverse effects of glucocorticoid receptor agonist treatment in other diseases, disorders or conditions where glucocorticoid receptor agonists provide clinically beneficial effects. Also the present compounds may be applicable for the treatment of visceral fat accumulation and insulin resistance in HAART (highly active antiretroviral treatment)-treated patients.

More specifically the present compounds may be applicable for the treatment, prevention and/or prophylaxis of the metabolic syndrome, type 2 diabetes, diabetes as a consequence of obesity, insulin resistance, hyperglycemia, prandial hyperglycemia, hyperinsulinemia, inappropriately low insulin secretion, impaired glucose tolerance (IGT), impaired fasting glucose (IFG), increased hepatic glucose production, type 1 diabetes, LADA, pediatric diabetes, dyslipidemia, diabetic dyslipidemia, hyperlipidemia, hypertriglyceridemia, hyperlipoproteinemia, hypercholesterolemia, decreased HDL cholesterol, impaired LDL/HDL ratio, other disorders of lipid metabolism, obesity, visceral obesity, obesity as a consequence of diabetes, increased food intake, hypertension, diabetic late complications, micro-/macroalbuminuria, nephropathy, retinopathy, neuropathy, diabetic ulcers, cardiovascular diseases, arteriosclerosis, atherosclerosis, coronary artery disease, cardiac hypertrophy, myocardial ischemia, heart insufficiency, congestional heart failure, stroke, myocardial infarction, arrhythmia, decreased blood flow, erectile dysfunction (male or female), myopathy, loss of muscle tissue, muscle wasting, muscle catabolism, osteoporosis, decreased linear growth, neurodegenerative and psychiatric disorders, Alzheimers disease, neuronal death, impaired cognitive function, depression, anxiety, eating disorders, appetite regulation, migraine, epilepsia, addiction to chemical substances, disorders of intraocular pressure, glaucoma, polycystic ovary syndrome (PCOS), inappropriate immune responses, inappropriate T helper-1/T helper-2 polarisation, bacterial infections, mycobacterial infections, fungal infections, viral infections, parasitic infestations, suboptimal responses to immunizations, immune dysfunction, partial or complete baldness, or diseases, disorders or conditions that are influenced by intracellular glucocorticoid levels and any combination thereof, adverse effects of glucocorticoid receptor agonist treatment of allergic-inflammatory diseases such as asthma and atopic dermatitis,

adverse effects of glucocorticoid receptor agonist treatment of disorders of the respiratory system e.g. asthma, cystic fibrosis, emphysema, bronchitis, hypersensitivity, pneumonitis, eosinophilic pneumonias, pulmonary fibrosis, adverse effects of glucocorticoid receptor agonist treatment of inflammatory bowel disease such as Crohn's disease and ulcerative colitis;

5 adverse effects of glucocorticoid receptor agonist treatment of disorders of the immune system, connective tissue and joints e.g. reactive arthritis, rheumatoid arthritis, Sjögren's syndrome, systemic lupus erythematosus, lupus nephritis, Henoch-Schönlein purpura, Wegener's granulomatosis, temporal arteritis, systemic sclerosis, vasculitis, sarcoidosis, dermatomyositis-polymyositis, pemphigus vulgaris; adverse effects of glucocorticoid receptor

10 agonist treatment of endocrinological diseases such as hyperthyroidism, hypoadosteronism, hypopituitarism; adverse effects of glucocorticoid receptor agonist treatment of hematological diseases e.g. hemolytic anemia, thrombocytopenia, paroxysmal nocturnal hemoglobinuria; adverse effects of glucocorticoid receptor agonist treatment of cancer such as spinal cord

15 diseases, neoplastic compression of the spinal cord, brain tumours, acute lymphoblastic leukemia, Hodgkin's disease, chemotherapy-induced nausea, adverse effects of glucocorticoid receptor agonist treatment of diseases of muscle and at the neuro-muscular joint e.g. myasthenia gravis and hereditary myopathies (e.g. Duchenne muscular dystrophy), adverse effects of glucocorticoid receptor agonist treatment in the context of surgery & transplantation e.g.

20 trauma, post-surgical stress, surgical stress, renal transplantation, liver transplantation, lung transplantation, pancreatic islet transplantation, blood stem cell transplantation, bone marrow transplantation, heart transplantation, adrenal gland transplantation, tracheal transplantation, intestinal transplantation, corneal transplantation, skin grafting, keratoplasty, lens implantation and other procedures where immunosuppression with glucocorticoid receptor agonists is beneficial; adverse effects of glucocorticoid receptor agonist treatment of brain abscess, nau-

25 sea/vomiting, infections, hypercalcemia, adrenal hyperplasia, autoimmune hepatitis, spinal cord diseases, saccular aneurysms or adverse effects to glucocorticoid receptor agonist treatment in other diseases, disorders and conditions where glucocorticoid receptor agonists provide clinically beneficial effects.

Accordingly, in a further aspect the invention relates to a compound according to the

30 invention for use as a pharmaceutical composition.

The invention also relates to pharmaceutical compositions comprising, as an active ingredient, at least one compound according to the invention together with one or more pharmaceutically acceptable carriers or diluents.

The pharmaceutical composition is preferably in unit dosage form, comprising from about 0.05 mg/day to about 2000 mg/day, preferably from about 1mg/day to about 500 mg/day of a compound according to the invention.

5 In another embodiment, the patient is treated with a compound according to the invention for at least about 1 week, for at least about 2 weeks, for at least about 4 weeks, for at least about 2 months or for at least about 4 months.

In yet another embodiment, the pharmaceutical composition is for oral, nasal, transdermal, pulmonal or parenteral administration.

10 Furthermore, the invention relates to the use of a compound according to the invention for the preparation of a pharmaceutical composition for the treatment, prevention and/or prophylaxis of disorders and diseases wherein a modulation or an inhibition of the activity of 11 β HSD1 is beneficial.

The invention also relates to a method for the treatment, prevention and/or prophylaxis of disorders and diseases wherein a modulation or an inhibition of the activity of 15 11 β HSD1 is beneficial, the method comprising administering to a subject in need thereof an effective amount of a compound according to the invention.

20 In a preferred embodiment of the invention the present compounds are used for the preparation of a medicament for the treatment, prevention and/or prophylaxis of any diseases and conditions that are influenced by intracellular glucocorticoid levels as mentioned above.

Thus, in a preferred embodiment of the invention the present compounds are used for the preparation of a medicament for the treatment, prevention and/or prophylaxis of conditions and disorders where a decreased level of active intracellular glucocorticoid is desirable, such as the conditions and diseases mentioned above.

25 In yet a preferred embodiment of the invention the present compounds are used for the preparation of a medicament for the treatment, prevention and/or prophylaxis of the metabolic syndrome including insulin resistance, dyslipidemia, hypertension and obesity.

30 In yet another preferred embodiment of the invention the present compounds are used for the preparation of a medicament for the treatment, prevention and/or prophylaxis of type 2 diabetes, impaired glucose tolerance (IGT), impaired fasting glucose (IFG).

In yet another preferred embodiment of the invention the present compounds are used for the preparation of a pharmaceutical composition for the delaying or prevention of the progression from IGT to type 2 diabetes.

In yet another preferred embodiment of the invention the present compounds are used for the preparation of a pharmaceutical composition for the delaying or prevention of the progression of the metabolic syndrome into type 2 diabetes.

5 In still another preferred embodiment of the invention the present compounds are used for the preparation of a pharmaceutical composition for the treatment, prevention and/or prophylaxis of diabetic late complications including cardiovascular diseases; arteriosclerosis; atherosclerosis.

10 In a further preferred embodiment of the invention the present compounds are used for the preparation of a pharmaceutical composition for the treatment, prevention and/or prophylaxis of neurodegenerative and psychiatric disorders.

In yet a further preferred embodiment of the invention the present compounds are used for the preparation of a pharmaceutical composition for the treatment, prevention and/or prophylaxis of adverse effects of glucocorticoid receptor agonist treatment or therapy.

15 In another embodiment of the present invention, the route of administration may be any route which effectively transports a compound according to the invention to the appropriate or desired site of action, such as oral, nasal, buccal, transdermal, pulmonal, or parenteral.

20 In still a further aspect of the invention the present compounds are administered in combination with one or more further active substances in any suitable ratios. Such further active substances may e.g. be selected from antiobesity agents, antidiabetics, agents modifying the lipid metabolism, antihypertensive agents, glucocorticoid receptor agonists, agents for the treatment and/or prevention of complications resulting from or associated with diabetes and agents for the treatment and/or prevention of complications and disorders resulting from or associated with obesity.

25 Thus, in a further aspect of the invention the present compounds may be administered in combination with one or more antiobesity agents or appetite regulating agents.

Such agents may be selected from the group consisting of CART (cocaine amphetamine regulated transcript) agonists, NPY (neuropeptide Y) antagonists, MC4 (melanocortin 4) agonists, orexin antagonists, TNF (tumor necrosis factor) agonists, CRF (corticotropin releasing factor) agonists, CRF BP (corticotropin releasing factor binding protein) antagonists, urocortin agonists, β 3 agonists, MSH (melanocyte-stimulating hormone) agonists, MCH (melanocyte-concentrating hormone) antagonists, CCK (cholecystokinin) agonists, serotonin re-uptake inhibitors, serotonin and noradrenaline re-uptake inhibitors, mixed serotonin and noradrenergic compounds, 5HT (serotonin) agonists, bombesin agonists, galanin antago-
35 nists, growth hormone, growth hormone releasing compounds, TRH (thyreotropin releasing

hormone) agonists, UCP 2 or 3 (uncoupling protein 2 or 3) modulators, leptin agonists, DA agonists (bromocriptin, doprexin), lipase/amylase inhibitors, PPAR (peroxisome proliferator-activated receptor) modulators, RXR (retinoid X receptor) modulators, TR β agonists, AGRP (Agouti related protein) inhibitors, H3 histamine antagonists, opioid antagonists (such as
5 naltrexone), exendin-4, GLP-1 and ciliary neurotrophic factor.

In one embodiment of the invention the antiobesity agent is leptin; dexamphetamine or amphetamine; fenfluramine or dexfenfluramine; sibutramine; orlistat; mazindol or phentermine.

Suitable antidiabetic agents include insulin, insulin analogues and derivatives such
10 as those disclosed in EP 792 290 (Novo Nordisk A/S), e.g. N ^{ϵ B29}-tetradecanoyl des (B30) human insulin, EP 214 826 and EP 705 275 (Novo Nordisk A/S), e.g. Asp^{B28} human insulin, US 5,504,188 (Eli Lilly), e.g. Lys^{B28} Pro^{B29} human insulin, EP 368 187 (Aventis), e.g. Lantus, which are all incorporated herein by reference, GLP-1 (glucagon like peptide-1) and GLP-1 derivatives such as those disclosed in WO 98/08871 to Novo Nordisk A/S, which is incorporated
15 herein by reference as well as orally active hypoglycaemic agents.

The orally active hypoglycaemic agents preferably comprise sulphonylureas, biguanides, meglitinides, glucosidase inhibitors, glucagon antagonists such as those disclosed in
20 WO 99/01423 to Novo Nordisk A/S and Agouron Pharmaceuticals, Inc., GLP-1 agonists, potassium channel openers such as those disclosed in WO 97/26265 and WO 99/03861 to Novo Nordisk A/S which are incorporated herein by reference, DPP-IV (dipeptidyl peptidase-IV) inhibitors, inhibitors of hepatic enzymes involved in stimulation of gluconeogenesis and/or glycogenolysis, glucose uptake modulators, compounds modifying the lipid metabolism such as antihyperlipidemic agents and antilipidemic agents as PPAR α modulators, PPAR δ modulators, cholesterol absorption inhibitors, HSL (hormone-sensitive lipase) inhibitors and HMG
25 CoA inhibitors (statins), nicotinic acid, fibrates, anion exchangers, compounds lowering food intake, bile acid resins, RXR agonists and agents acting on the ATP-dependent potassium channel of the β -cells.

In one embodiment, the present compounds are administered in combination with insulin or an insulin analogue or derivative, such as N ^{ϵ B29}-tetradecanoyl des (B30) human insulin, Asp^{B28} human insulin, Lys^{B28} Pro^{B29} human insulin, Lantus®, or a mix-preparation comprising one or more of these.
30

In a further embodiment the present compounds are administered in combination with a sulphonylurea e.g. tolbutamide, glibenclamide, glipizide or glicazide.

In another embodiment the present compounds are administered in combination
35 with a biguanide e.g. metformin.

In yet another embodiment the present compounds are administered in combination with a meglitinide e.g. repaglinide or senaglinide.

In still another embodiment the present compounds are administered in combination with a thiazolidinedione e.g. troglitazone, ciglitazone, pioglitazone, rosiglitazone or compounds disclosed in WO 97/41097 such as 5-[[4-[3-Methyl-4-oxo-3,4-dihydro-2-quinazolinyl]methoxy]phenyl-methyl]thiazolidine-2,4-dione or a pharmaceutically acceptable salt thereof, preferably the potassium salt.

In yet another embodiment the present compounds may be administered in combination with the insulin sensitizers disclosed in WO 99/19313 such as (-) 3-[4-[2-Phenoxy-10-yl)ethoxy]phenyl]-2-ethoxypropanoic acid or a pharmaceutically acceptable salts thereof, preferably the arginine salt.

In a further embodiment the present compounds are administered in combination with an α -glucosidase inhibitor e.g. miglitol or acarbose.

In another embodiment the present compounds are administered in combination with an agent acting on the ATP-dependent potassium channel of the β -cells e.g. tolbutamide, glibenclamide, glipizide, glicazide or repaglinide.

Furthermore, the present compounds may be administered in combination with nateglinide.

In still another embodiment the present compounds are administered in combination with an antihyperlipidemic agent or antilipidemic agent e.g. cholestyramine, colestipol, clofibrate, gemfibrozil, fenofibrate, bezafibrate, tesaglitazar, EML-4156, LY-818, MK-767, atorvastatin, fluvastatin, lovastatin, pravastatin, simvastatin, acipimox, probucol, ezetimibe or dextrothyroxine.

In a further embodiment the present compounds are administered in combination with more than one of the above-mentioned compounds e.g. in combination with a sulphonylurea and metformin, a sulphonylurea and acarbose, repaglinide and metformin, insulin and a sulphonylurea, insulin and metformin, insulin, insulin and lovastatin, etc.

Further, the present compounds may be administered in combination with one or more antihypertensive agents. Examples of antihypertensive agents are β -blockers such as alprenolol, atenolol, timolol, pindolol, propranolol, metoprolol, bisoprololfumerate, esmolol, acebutolol, metoprolol, acebutolol, betaxolol, celiprolol, nebivolol, tertatolol, oxprenolol, amusolalul, carvedilol, labetalol, β 2-receptor blockers e.g. S-atenolol, OPC-1085, ACE (angiotensin converting enzyme) inhibitors such as quinapril, lisinopril, enalapril, captopril, benazepril, perindopril, trandolapril, fosinopril, ramipril, cilazapril, delapril, imidapril, moexipril, spirapril, temocapril, zofenopril, S-5590, fasidotril, Hoechst-Marion Roussel: 100240 (EP

00481522), omapatrilat, gemopatrilat and GW-660511, calcium channel blockers such as nifedipine, felodipine, nicardipine, isradipine, nimodipine, diltiazem, amlodipine, nitrendipine, verapamil, lacidipine, lercanidipine, aranidipine, cilnidipine, clevidipine, azelnidipine, barnidipine, efonodipine, lasidipine, iemildipine, lercanidipine, manidipine, nilvadipine, pranidipine, furnidipine, α -blockers such as doxazosin, urapidil, prazosin, terazosin, bunazosin and OPC-28326, diuretics such as thiazides/sulphonamides (e.g. bendroflumetazide, chlorothalidone, hydrochlorothiazide and clopamide), loop-diuretics (e.g. bumetanide, furosemide and torasemide) and potassium sparing diuretics (e.g. amiloride, spironolactone), endothelin ET-A antagonists such as ABT-546, ambrisentan, atrasentan, SB-234551, CI-1034, S-0139 and YM-598, endothelin antagonists e.g. bosentan and J-104133, renin inhibitors such as aliskiren, vasopressin V1 antagonists e.g. OPC-21268, vasopressin V2 antagonists such as tolvaptan, SR-121463 and OPC-31260, B-type natriuretic peptide agonists e.g. Nesiritide, angiotensin II antagonists such as irbesartan, candesartancilexetil, losartan, valsartan, telmisartan, eprosartan, candesartan, CL-329167, eprosartan, iosartan, olmesartan, prazosartan, TA-606, and YM-358, 5-HT₂ agonists e.g. fenoldopam and ketanserin, adenosine A₁ antagonists such as naftopidil, N-0861 and FK-352, thromboxane A₂ antagonists such as KT2-962, endopeptidase inhibitors e.g. ecadotril, nitric oxide agonists such as LP-805, dopamine D₁ antagonists e.g. MYD-37, dopamine D₂ agonists such as nolomirole, n-3 fatty acids e.g. omacor, prostacyclin agonists such as treprostinil, beraprost, PGE₁ agonists e.g. ecraprost, Na⁺/K⁺ ATPase modulators e.g. PST-2238, Potassium channel activators e.g. KR-30450, vaccines such as PMD-3117, Indapamides, CGRP-unigene, guanylate cyclase stimulators, hydralazines, methyldopa, docarpamine, moxonidine, CoAprovel, MondoBiotech-811.

Further reference can be made to Remington: The Science and Practice of Pharmacy, 19th Edition, Gennaro, Ed., Mack Publishing Co., Easton, PA, 1995.

Furthermore, the present compounds may be administered in combination with one or more glucocorticoid receptor agonists. Examples of such glucocorticoid receptor agonists are betametasone, dexamethasone, hydrocortisone, methylprednisolone, prednisolone, prednisone, beclomethasone, butixicort, clobetasol, flunisolide, flucatisone (and analogues), mometasone, triamcinolonacetone, triamcinolonhexacetone GW-685698, NXC-1015, NXC-1020, NXC-1021, NS-126, P-4112, P-4114, RU-24858 and T-25 series.

It should be understood that any suitable combination of the compounds according to the invention with one or more of the above-mentioned compounds and optionally one or more further pharmacologically active substances are considered to be within the scope of the present invention.

PHARMACEUTICAL COMPOSITIONS

The compounds of the present invention may be administered alone or in combination with pharmaceutically acceptable carriers or excipients, in either single or multiple doses. The pharmaceutical compositions according to the invention may be formulated with pharmaceutically acceptable carriers or diluents as well as any other known adjuvants and excipients in accordance with conventional techniques such as those disclosed in Remington: The Science and Practice of Pharmacy, 19th Edition, Gennaro, Ed., Mack Publishing Co., Easton, PA, 1995.

The pharmaceutical compositions may be specifically formulated for administration by any suitable route such as the oral, rectal, nasal, pulmonary, topical (including buccal and sublingual), transdermal, intracisternal, intraperitoneal, vaginal and parenteral (including subcutaneous, intramuscular, intrathecal, intravenous and intradermal) route, the oral route being preferred. It will be appreciated that the preferred route will depend on the general condition and age of the subject to be treated, the nature of the condition to be treated and the active ingredient chosen.

Pharmaceutical compositions for oral administration include solid dosage forms such as hard or soft capsules, tablets, troches, dragees, pills, lozenges, powders and granules. Where appropriate, they can be prepared with coatings such as enteric coatings or they can be formulated so as to provide controlled release of the active ingredient such as sustained or prolonged release according to methods well-known in the art.

Liquid dosage forms for oral administration include solutions, emulsions, suspensions, syrups and elixirs.

Pharmaceutical compositions for parenteral administration include sterile aqueous and non-aqueous injectable solutions, dispersions, suspensions or emulsions as well as sterile powders to be reconstituted in sterile injectable solutions or dispersions prior to use. Depot injectable formulations are also contemplated as being within the scope of the present invention.

Other suitable administration forms include suppositories, sprays, ointments, crèmes, gels, inhalants, dermal patches, implants etc.

A typical oral dosage is in the range of from about 0.001 to about 100 mg/kg body weight per day, preferably from about 0.01 to about 50 mg/kg body weight per day, and more preferred from about 0.05 to about 10 mg/kg body weight per day administered in one or more dosages such as 1 to 3 dosages. The exact dosage will depend upon the frequency and mode of administration, the sex, age, weight and general condition of the subject

treated, the nature and severity of the condition treated and any concomitant diseases to be treated and other factors evident to those skilled in the art.

The formulations may conveniently be presented in unit dosage form by methods known to those skilled in the art. A typical unit dosage form for oral administration one or
5 more times per day such as 1 to 3 times per day may contain from 0.05 to about 2000 mg, e.g. from about 0.1 to about 1000 mg, from about 0.5 mg to about 500 mg., from about 1 mg to about 200 mg, e.g. about 100 mg.

For parenteral routes, such as intravenous, intrathecal, intramuscular and similar ad-
10 ministration, typically doses are in the order of about half the dose employed for oral adminis-
tration.

The compounds of this invention are generally utilized as the free substance or as a pharmaceutically acceptable salt thereof. Examples are an acid addition salt of a compound having the utility of a free base and a base addition salt of a compound having the utility of a free acid. The term "pharmaceutically acceptable salts" refers to non-toxic salts of the com-
15 pounds for use according to the present invention which are generally prepared by reacting the free base with a suitable organic or inorganic acid or by reacting the acid with a suitable organic or inorganic base. When a compound for use according to the present invention, contains a free base such salts are prepared in a conventional manner by treating a solution or suspension of the compound with a chemical equivalent of a pharmaceutically acceptable acid. When a com-
20 pounds for use according to the present invention, contains a free acid such salts are prepared in a conventional manner by treating a solution or suspension of the compound with a chemical equivalent of a pharmaceutically acceptable base. Physiologically acceptable salts of a compound with a hydroxy group include the anion of said compound in combination with a suitable cation such as sodium or ammonium ion. Other salts which are not pharmaceutically acceptable
25 may be useful in the preparation of compounds for use according to the present invention and these form a further aspect of the present invention.

For parenteral administration, solutions of the present compounds in sterile aqueous solution, aqueous propylene glycol or sesame or peanut oil may be employed. Such aqueous solutions should be suitable buffered if necessary and the liquid diluent first rendered isotonic
30 with sufficient saline or glucose. The aqueous solutions are particularly suitable for intravenous, intramuscular, subcutaneous and intraperitoneal administration. The sterile aqueous media employed are all readily available by standard techniques known to those skilled in the art.

Suitable pharmaceutical carriers include inert solid diluents or fillers, sterile aqueous solution and various organic solvents. Examples of suitable carriers are water, salt solutions,
35 alcohols, polyethylene glycols, polyhydroxyethoxylated castor oil, peanut oil, olive oil, syrup,

phospholipids, gelatine, lactose, terra alba, sucrose, cyclodextrin, amylose, magnesium stearate, talc, gelatin, agar, pectin, acacia, stearic acid or lower alkyl ethers of cellulose, silicic acid, fatty acids, fatty acid amines, fatty acid monoglycerides and diglycerides, pentaerythritol fatty acid esters, polyoxyethylene, hydroxymethylcellulose and polyvinylpyrrolidone. Similarly,
5 the carrier or diluent may include any sustained release material known in the art, such as glyceryl monostearate or glyceryl distearate, alone or mixed with a wax. The formulations may also include wetting agents, emulsifying and suspending agents, preserving agents, sweetening agents or flavouring agents.

The pharmaceutical compositions formed by combining the compounds of the inven-
10 tion and the pharmaceutically acceptable carriers are then readily administered in a variety of dosage forms suitable for the disclosed routes of administration. The formulations may conveniently be presented in unit dosage form by methods known in the art of pharmacy.

Formulations of the present invention suitable for oral administration may be presented as discrete units such as capsules or tablets, each containing a predetermined amount of the
15 active ingredient, and which may include a suitable excipient. These formulations may be in the form of powder or granules, as a solution or suspension in an aqueous or non-aqueous liquid, or as an oil-in-water or water-in-oil liquid emulsion.

Compositions intended for oral use may be prepared according to any known method, and such compositions may contain one or more agents selected from the group consisting of
20 sweetening agents, flavouring agents, colouring agents, and preserving agents in order to provide pharmaceutically elegant and palatable preparations. Tablets may contain the active ingredient in admixture with non-toxic pharmaceutically-acceptable excipients which are suitable for the manufacture of tablets. These excipients may be for example, inert diluents, such as calcium carbonate, sodium carbonate, lactose, calcium phosphate or sodium phosphate; granulat-
25 ing and disintegrating agents, for example corn starch or alginic acid; binding agents, for example, starch, gelatine or acacia; and lubricating agents, for example magnesium stearate, stearic acid or talc. The tablets may be uncoated or they may be coated by known techniques to delay disintegration and absorption in the gastrointestinal tract and thereby provide a sustained action over a longer period. For example, a time delay material such as glyceryl monostearate or glyceryl
30 distearate may be employed. They may also be coated by the techniques described in U.S. Patent Nos. 4,356,108; 4,166,452; and 4,265,874, incorporated herein by reference, to form osmotic therapeutic tablets for controlled release.

Formulations for oral use may also be presented as hard gelatine capsules where the active ingredient is mixed with an inert solid diluent, for example, calcium carbonate, calcium

phosphate or kaolin, or a soft gelatine capsule wherein the active ingredient is mixed with water or an oil medium, for example peanut oil, liquid paraffin, or olive oil.

Aqueous suspensions may contain the active compounds in admixture with excipients suitable for the manufacture of aqueous suspensions. Such excipients are suspending agents, for example sodium carboxymethylcellulose, methylcellulose, hydroxypropylmethylcellulose, sodium alginate, polyvinylpyrrolidone, gum tragacanth and gum acacia; dispersing or wetting agents may be a naturally-occurring phosphatide such as lecithin, or condensation products of an alkylene oxide with fatty acids, for example polyoxyethylene stearate, or condensation products of ethylene oxide with long chain aliphatic alcohols, for example, heptadecaethy-
10 enoxycetanol, or condensation products of ethylene oxide with partial esters derived from fatty acids and a hexitol such as polyoxyethylene sorbitol monooleate, or condensation products of ethylene oxide with partial esters derived from fatty acids and hexitol anhydrides, for example polyethylene sorbitan monooleate. The aqueous suspensions may also contain one or more colouring agents, one or more flavouring agents, and one or more sweetening agents, such as
15 sucrose or saccharin.

Oily suspensions may be formulated by suspending the active ingredient in a vegetable oil, for example arachis oil, olive oil, sesame oil or coconut oil, or in a mineral oil such as a liquid paraffin. The oily suspensions may contain a thickening agent, for example beeswax, hard paraffin or cetyl alcohol. Sweetening agents such as those set forth above, and flavouring
20 agents may be added to provide a palatable oral preparation. These compositions may be preserved by the addition of an anti-oxidant such as ascorbic acid.

Dispersible powders and granules suitable for preparation of an aqueous suspension by the addition of water provide the active compound in admixture with a dispersing or wetting agent, suspending agent and one or more preservatives. Suitable dispersing or wetting agents and suspending agents are exemplified by those already mentioned above. Additional excipi-
25 ents, for example, sweetening, flavouring, and colouring agents may also be present.

The pharmaceutical compositions comprising a compound for use according to the present invention may also be in the form of oil-in-water emulsions. The oily phase may be a vegetable oil, for example, olive oil or arachis oil, or a mineral oil, for example a liquid paraffin, or
30 a mixture thereof. Suitable emulsifying agents may be naturally-occurring gums, for example gum acacia or gum tragacanth, naturally-occurring phosphatides, for example soy bean, lecithin, and esters or partial esters derived from fatty acids and hexitol anhydrides, for example sorbitan monooleate, and condensation products of said partial esters with ethylene oxide, for example polyoxyethylene sorbitan monooleate. The emulsions may also contain sweetening
35 and flavouring agents.

Syrups and elixirs may be formulated with sweetening agents, for example glycerol, propylene glycol, sorbitol or sucrose. Such formulations may also contain a demulcent, preservative and flavouring and colouring agent. The pharmaceutical compositions may be in the form of a sterile injectable aqueous or oleaginous suspension. This suspension may be formulated according to the known methods using suitable dispersing or wetting agents and suspending agents described above. The sterile injectable preparation may also be a sterile injectable solution or suspension in a non-toxic parenterally-acceptable diluent or solvent, for example as a solution in 1,3-butanediol. Among the acceptable vehicles and solvents that may be employed are water, Ringer's solution, and isotonic sodium chloride solution. In addition, sterile, fixed oils are conveniently employed as solvent or suspending medium. For this purpose, any bland fixed oil may be employed using synthetic mono- or diglycerides. In addition, fatty acids such as oleic acid find use in the preparation of injectables.

The compositions may also be in the form of suppositories for rectal administration of the compounds of the present invention. These compositions can be prepared by mixing the drug with a suitable non-irritating excipient which is solid at ordinary temperatures but liquid at the rectal temperature and will thus melt in the rectum to release the drug. Such materials include cocoa butter and polyethylene glycols, for example.

For topical use, creams, ointments, jellies, solutions of suspensions, etc., containing the compounds of the present invention are contemplated. For the purpose of this application, topical applications shall include mouth washes and gargles.

The compounds for use according to the present invention may also be administered in the form of liposome delivery systems, such as small unilamellar vesicles, large unilamellar vesicles, and multilamellar vesicles. Liposomes may be formed from a variety of phospholipids, such as cholesterol, stearylamine, or phosphatidylcholines.

In addition, some of the compounds for use according to the present invention may form solvates with water or common organic solvents. Such solvates are also encompassed within the scope of the present invention.

Thus, in a further embodiment, there is provided a pharmaceutical composition comprising a compound for use according to the present invention, or a pharmaceutically acceptable salt, solvate, or prodrug thereof, and one or more pharmaceutically acceptable carriers, excipients, or diluents.

If a solid carrier is used for oral administration, the preparation may be tableted, placed in a hard gelatine capsule in powder or pellet form or it can be in the form of a troche or lozenge. The amount of solid carrier will vary widely but will usually be from about 25 mg to about 1 g. If a liquid carrier is used, the preparation may be in the form of a syrup, emul-

sion, soft gelatine capsule or sterile injectable liquid such as an aqueous or non-aqueous liquid suspension or solution.

A typical tablet which may be prepared by conventional tableting techniques may contain:

5	<u>Core:</u>	
	Active compound (as free compound or salt thereof)	5.0 mg
	Lactosum Ph. Eur.	67.8 mg
	Cellulose, microcryst. (Avicel)	31.4 mg
	Amberlite® IRP88*	1.0 mg
10	Magnesii stearas Ph. Eur.	q.s.

Coating:

	Hydroxypropyl methylcellulose	approx. 9 mg
	Mywacett 9-40 T**	approx. 0.9 mg

15

* Polacrillin potassium NF, tablet disintegrant, Rohm and Haas.

** Acylated monoglyceride used as plasticizer for film coating.

20 The compounds of the invention may be administered to a patient which is a mammal, especially a human in need thereof. Such mammals include also animals, both domestic animals, e.g. household pets, and non-domestic animals such as wildlife.

Any novel feature or combination of features described herein is considered essential to this invention.

25 The present invention also relate to the below methods of preparing the compounds of the invention.

The present invention is further illustrated in the following representative examples which are, however, not intended to limit the scope of the invention in any way.

EXAMPLES

30 In the examples below, the following terms are intended to have the following, general meanings: d is day(s), g is gram(s), h is hour(s), Hz is hertz, kD is kiloDalton(s), L is liter(s), M is molar, mbar is millibar, mg is milligram(s), min is minute(s), mL is milliliter(s), mM is millimolar, mmol is millimole(s), mol is mole(s), N is normal, ppm is parts per million, psi is pounds per square inch, APCI is atmospheric pressure chemical ionization, ESI is electrospray ionization, i.v. is intravenous, m/z is mass to charge ratio, mp/Mp is melting point, MS is

mass spectrometry, HPLC is high pressure liquid chromatography, RP is reverse phase, HPLC-MS is high pressure liquid chromatography - mass spectrometry, NMR is nuclear magnetic resonance spectroscopy, p.o. is per oral, R_f is relative TLC mobility, rt is room temperature, s.c. is subcutaneous, TLC is thin layer chromatography, t_r is retention time, BOP is (1-benzotriazolyl)tris(dimethylamino)phosphoniumhexafluorophosphate, CDI is carbonyl-diimidazole, DCM is dichloromethane, CH_2Cl_2 , methylenechloride, DBU is 1,8-diazabicyclo[5.4.0]undec-7-ene, DEAD is diethyl azodicarboxylate, DIC is 1,3-diisopropylcarbodiimide, DIPEA is *N,N*-diisopropylethylamine, DMA is *N,N*-dimethylacetamide, DMF is *N,N*-dimethylformamide, DMPU is *N,N'*-dimethylpropyleneurea (1,3-dimethyl-2-oxohexahydropyrimidine), DMSO is dimethylsulfoxide, EDAC is 1-ethyl-3-(3-dimethylaminopropyl)carbodiimide hydrochloride, Et_2O is diethyl ether, EtOAc is ethyl acetate, HMPA is hexamethylphosphoric acid triamide, HOAt is 1-hydroxy-7-azabenzotriazole, HOBt is 1-hydroxybenzotriazole, LAH is lithium aluminum hydride (LiAlH_4), LDA is lithium diisopropylamide, MeCN is acetonitrile, MeOH is methanol, NMM is *N*-methylmorpholine (4-methylmorpholine), NMP is *N*-methylpyrrolidin-2-one, TEA is triethylamine, TFA is trifluoroacetic acid, THF is tetrahydrofuran, THP is tetrahydropyran, TTFH is fluoro-*N,N,N',N'*-tetramethylformamidinium hexafluorophosphate, CDCl_3 is deuterio chloroform, CD_3OD is tetradeuterio methanol and $\text{DMSO-}d_6$ is hexadeuterio dimethylsulfoxide.

20 GENERAL EXPERIMENTAL PROCEDURES

NMR spectra were recorded at 300 and 400 MHz on a Bruker DRX300, DRX400 or AV400 instrument equipped with 5 mm selective-inverse (SEI, ^1H and ^{13}C), 5 mm broad-band inverse (BBI, ^1H , broad-band) and 5 mm quadro nuclear (QNP, ^1H , ^{13}C) probeheads, respectively. Shifts (δ) are given in parts per million (ppm) down field from tetramethylsilane as internal reference standard.

Infrared (IR) spectra were recorded on a Perkin Elmer Spectrum One FT-IR Spectrometer. Characteristic peaks are given as cm^{-1} .

When microwave oven synthesis was applied, the reaction was heated by microwave irradiation in sealed microwave vessels in a single mode Emrys Optimizer EXP from PersonalChemistry®.

HPLC-MS method 1. The RP-analysis was performed on an Agilent HPLC system (1100 degasser, 1100 pump, 1100 injector and a 1100 DAD) fitted with an Agilent MS detector system Model VL (MW 0-1000) and a S.E.D.E.R.E Model Sedex 55 ELS detector system using a Waters X-terra MS C18 column (5 μm , 3.0 mm x 50 mm) with gradient elution, 5 % to

95 % solvent B (0.05 % TFA in acetonitrile) in solvent A (0.05 % TFA in water) within 3 min, 2.7 mL/min, temperature 40 °C.

HPLC method 2. The RP-purification was performed on a Gilson system (3 Gilson 306 pumps, Gilson 170 DAD detector and a Gilson 215 liquidhandler) using a Waters X-terra
5 RP (10 µm, 30 mm x 150 mm) with gradient elution, 5 % to 95 % solvent B (acetonitrile) in solvent A (0.1 % TFA in water) within 15 min, 40 mL/min, detection at 210 nm, temperature rt. The pooled fractions are either evaporated to dryness *in vacuo*, or evaporated *in vacuo* until the acetonitrile is removed, and then frozen and freeze dried.

HPLC method 3. The RP-purification was performed on a Gilson system (3 Gilson
10 306 pumps, Gilson 170 DAD detector and a Gilson 215 liquidhandler) using a Waters X-terra RP (10 µm, 10 mm x 150 mm) with gradient elution, 5 % to 95 % solvent B (acetonitrile) in solvent A (0.1 % TFA in water) within 15 min, 15 mL/min, detection at 210 nm, temperature rt. The pooled fractions are either evaporated to dryness *in vacuo*, or evaporated *in vacuo* until the acetonitrile is removed, and then frozen and freeze dried.

HPLC-MS method 4. Automated purification was performed on a Agilent 1100
15 Series Purification system fitted with a Luna 5 µ C₁₈(2) 100 A, 250 x 10 mm column. Flow rate 10 mL/min with variable injection volume. Elution with a gradient of 0 % to 100 % of solvent B (0.1 % TFA in acetonitrile) in solvent A (0.1 % TFA in water) within 20 min including wash procedures. Makeup pump for MS and ELS detector is running with 0.1 % formic acid
20 in methanol. Samples were collected in 15 mL glass vials and evaporated. After fraction collection, the prep chromatograms were processed by in-house software and the amount of purified compound was determined by weighing the samples.

The examples below and the general procedures described herein refer to intermedi-
25 ate compounds and final products of the general formula I identified in the specification and in the synthesis schemes. The preparation of the compounds of general formula I is described in detail using the following examples. Occasionally, the reaction may not be applicable as described to each compound included within the disclosed scope of the invention. The compounds for which this occurs will be readily recognised by those skilled in the art. In
30 these cases the reactions can be successfully performed by conventional modifications known to those skilled in the art which is, by appropriate protection of interfering groups, by changing to other conventional reagents, or by routine modification of reaction conditions. Alternatively, other reactions disclosed herein or otherwise conventional will be applicable to the preparation of compounds of formula I. In all preparative methods, all starting materials
35 are known or may be prepared by a person skilled in the art in analogy with the preparation

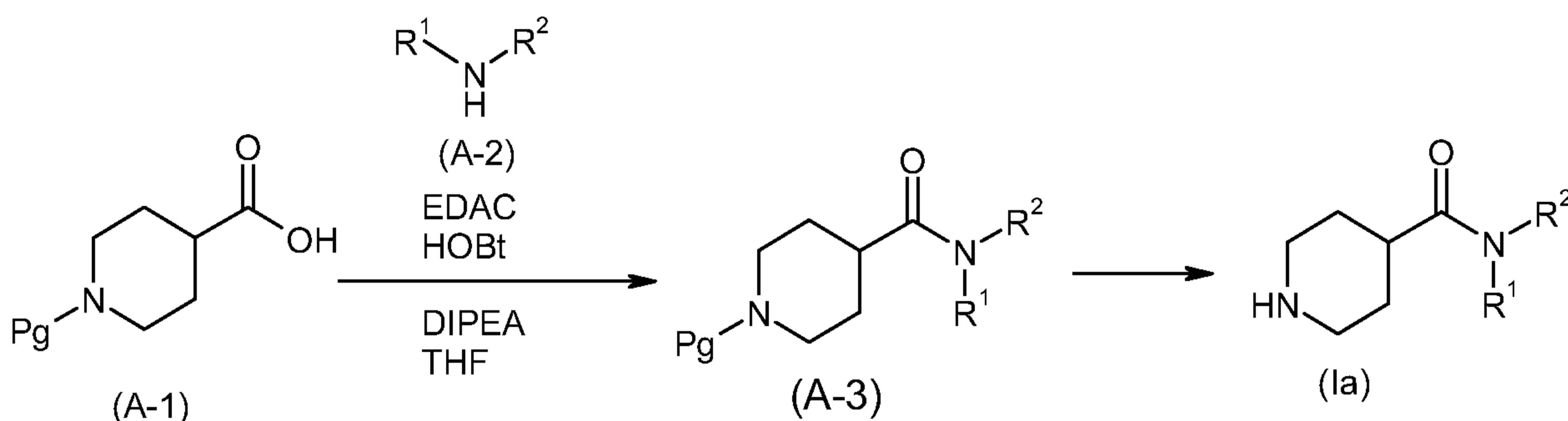
of similar known compounds or by the General procedures A through H described herein. The following examples are offered by way of illustration, not by limitation.

GENERAL PROCEDURES

5

General Procedure (A)

Intermediates of the formula I, wherein X is a bond and R³ is hydrogen and can be designated formula Ia, can be prepared as outlined below:



10

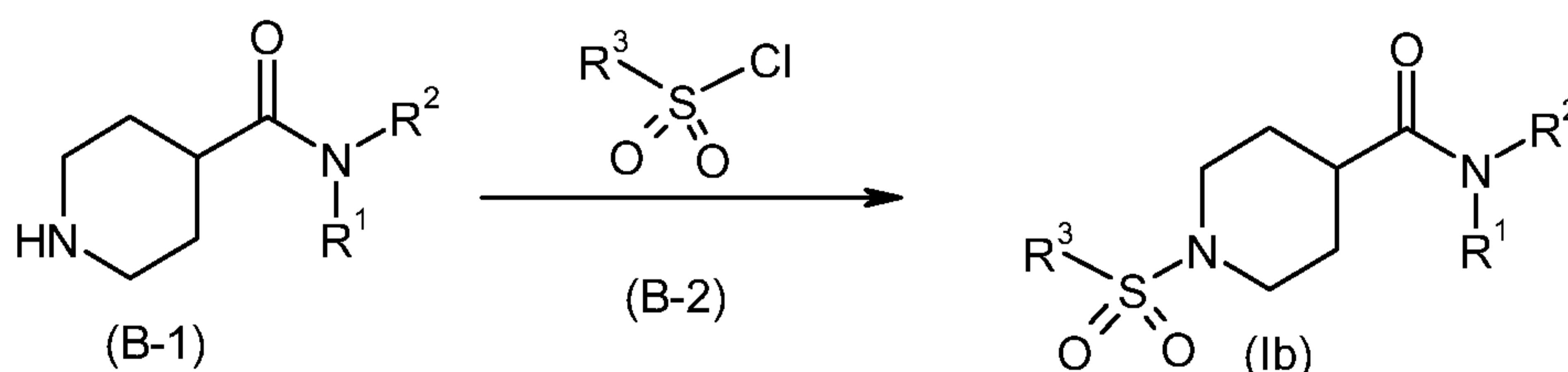
A N-protected isonipecotic acid of formula A-1 can be activated with e.g. HOBt and EDAC and then reacted with an amine of the formula A-2 wherein R¹ and R² is as defined above. This reaction may be carried out in a suitable solvent like e.g. THF in the presence of a base like e.g. DIPEA at ambient temperature. Removal of the selected protecting group from A-3 can be achieved employing standard protecting group removal procedures like e.g. removal of *tert*-butylcarbamate group with like e.g. TFA

15

General procedure (B)

Compounds of the formula I, wherein X is -S(O)_n- and R¹, R² and R³ each is as defined for formula I, which compounds can be designated formula Ib, can be prepared as outlined below:

20

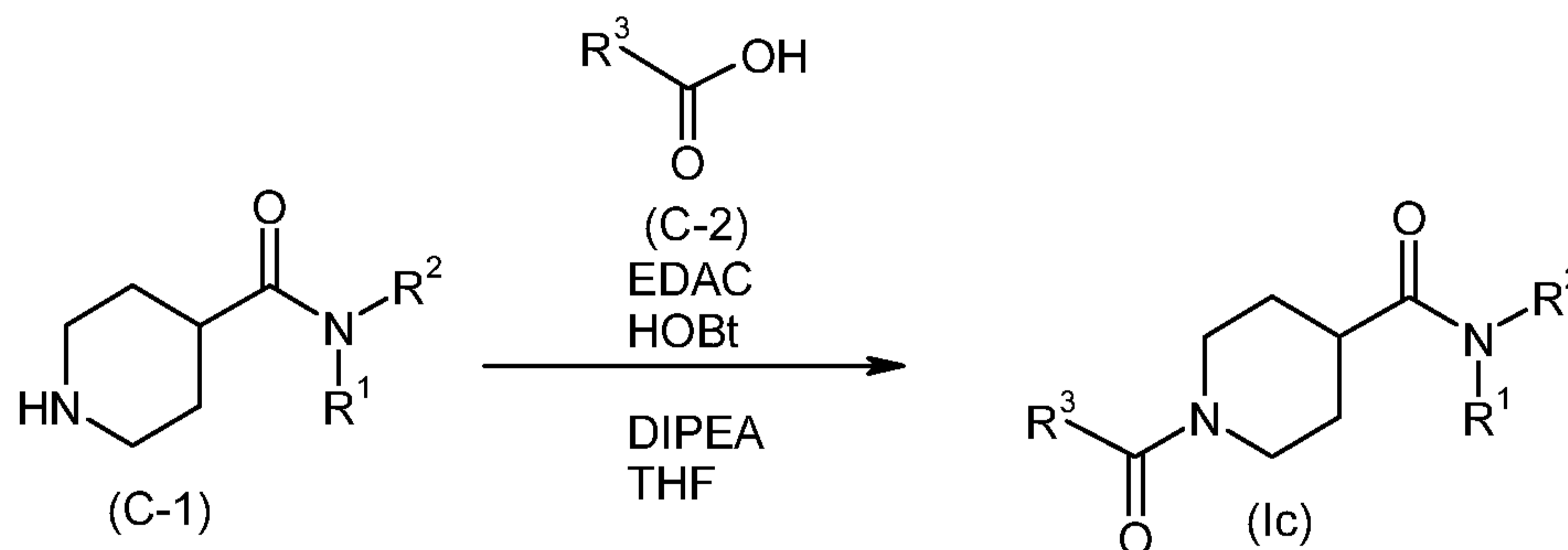


A isonipecotic amide of formula B-1 prepared as described above in general procedure A wherein R¹ and R² are as defined above may be reacted with a sulphonyl chloride of

the formula B-2 wherein R^3 is as defined above. This reaction may be carried out in a suitable solvent like e.g. pyridine at a temperature of up to reflux.

General procedure (C)

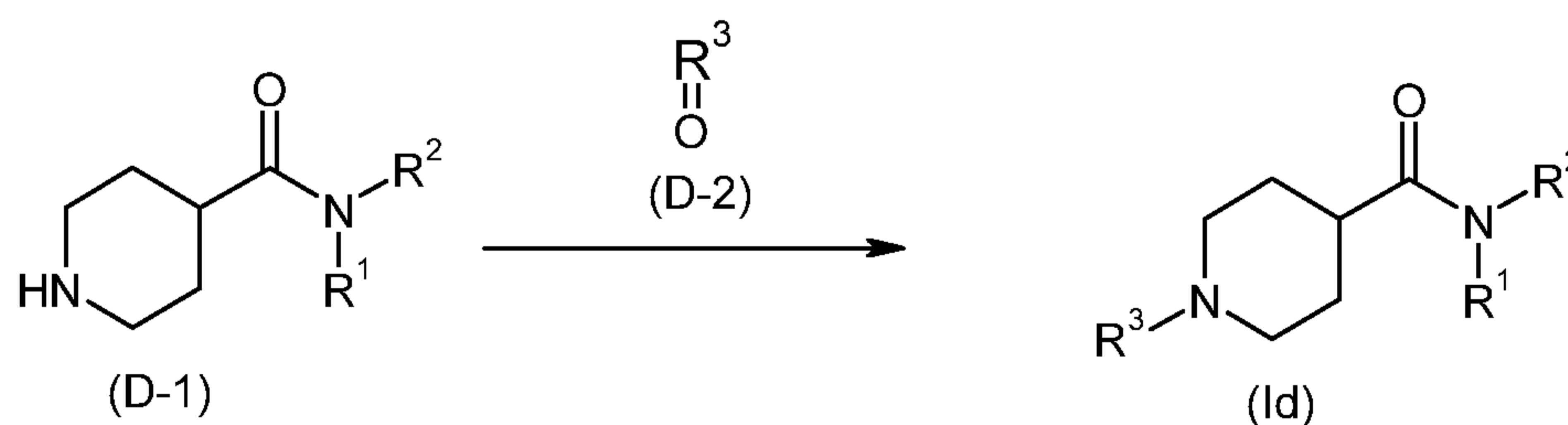
Compounds of the formula I, wherein X is $-C(O)-$ and R^1 , R^2 and R^3 each is as defined for formula I, which compounds can be designated formula Ic, can be prepared as outlined below:



A isonipecotic amide of formula C-1 prepared as described above in general procedure A wherein R^1 and R^2 are as defined above may be reacted with a carboxylic acid of the formula C-2 wherein R^3 is as defined above activated with e.g. HOBt and EDAC. This reaction may be carried out in a suitable solvent like e.g. THF in the presence of a base like e.g. DIPEA at ambient temperature.

General procedure (D)

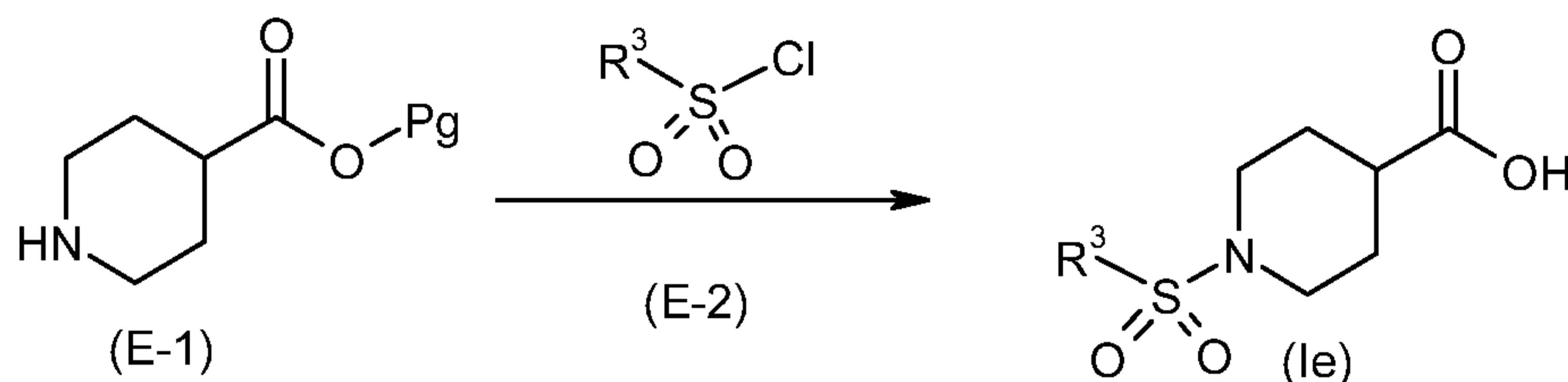
Compounds of the formula I, wherein X is a direct bond and R^1 , R^2 and R^3 each is as defined for formula I, which compounds can be designated formula Id, can be prepared as outlined below:



A isonipecotic amide of formula D-1 prepared as described above in general procedure A wherein R^1 and R^2 are as defined above may be reacted with an aldehyde or ketone of the formula D-2 wherein R^3 is as defined above in the presence of a reducing agent like e.g. sodium cyanoborohydride. This reaction may be carried out in a suitable solvent like e.g. MeOH at a temperature of up to reflux.

General procedure (E)

Intermediates of the formula I, wherein X is $-S(O)_n-$ and R^3 is as defined for formula I, which compounds can be designated formula Ie, can be prepared as outlined below:

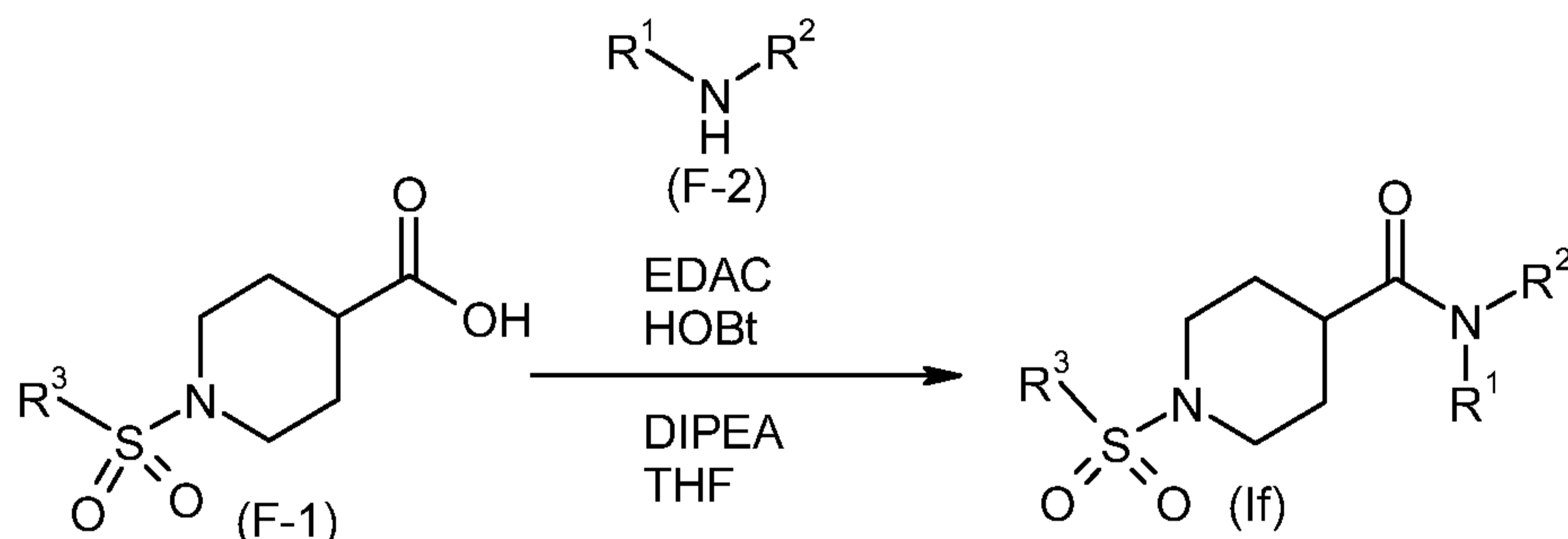


- 5 A isonipecotic carboxylic acid ester of formula E-1 may be reacted with a sulphonyl chloride of the formula E-2 wherein R^3 is as defined above. This reaction may be carried out in a suitable solvent like e.g. pyridine at a temperature of up to reflux. Removal of the selected protecting group can be achieved employing standard protecting group removal procedures like e.g. removal of the ethyl group with like e.g. aqueous sodium hydroxide.

10

General Procedure (F)

Compounds of the formula I, wherein X is $-S(O)_n-$ and R^1 , R^2 and R^3 each is as defined for formula I, which compounds can be designated formula If, can be prepared as outlined below:



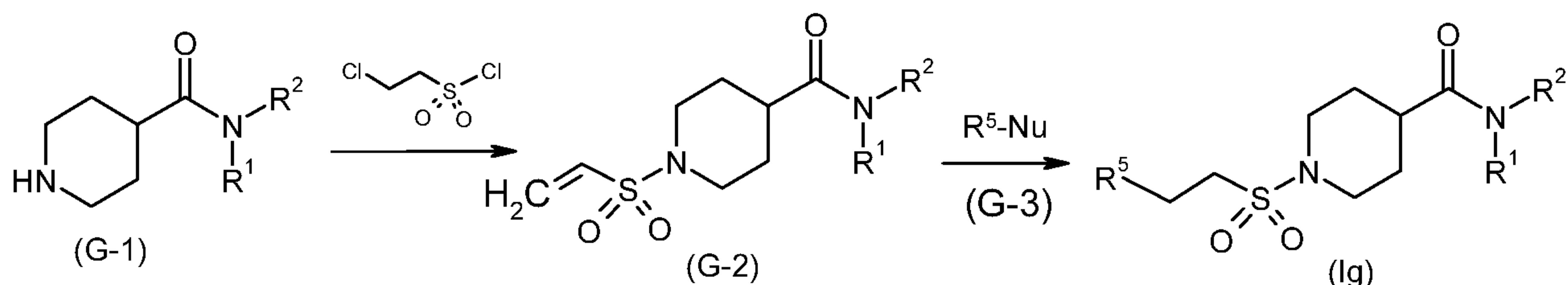
15

A isonipecotic acid of formula F-1 prepared as described above in general procedure E can be activated with e.g. HOBt and EDAC and then reacted with an amine of the formula F-2 wherein R^1 and R^2 is as defined above. This reaction may be carried out in a suitable solvent like e.g. THF in the presence of a base like e.g. DIPEA at ambient temperature.

20 General procedure (G)

Compounds of the formula I, wherein X is $-S(O)_n-$ and R^1 , R^2 and R^5 each is as defined for formula I, which compounds can be designated formula Ig, can be prepared as outlined below:

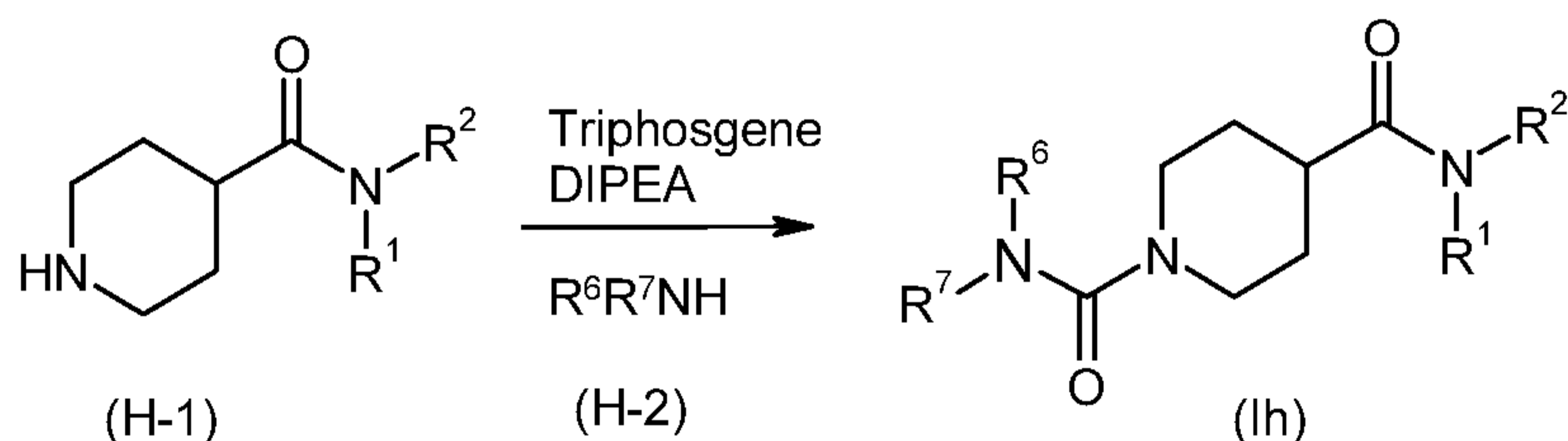
44



A isonipecotic amide of formula G-1 prepared as described above in general procedure A wherein R¹ and R² are as defined above may be reacted with a 2-chloroethanesulphonyl chloride in a suitable solvent like e.g. DCM in the presence of base like e.g. DIPEA at ambient temperature. Sulphonamides of formula G-2 wherein R¹ and R² are as defined above may be reacted with a nucleophile of formula G-3 wherein R⁵ is as defined above in a suitable solvent like e.g. DCM/2-propanol in the presence of a lewis acid like e.g. lithium perchlorate under microwave irradiation at elevated temperatures.

10 General procedure (H)

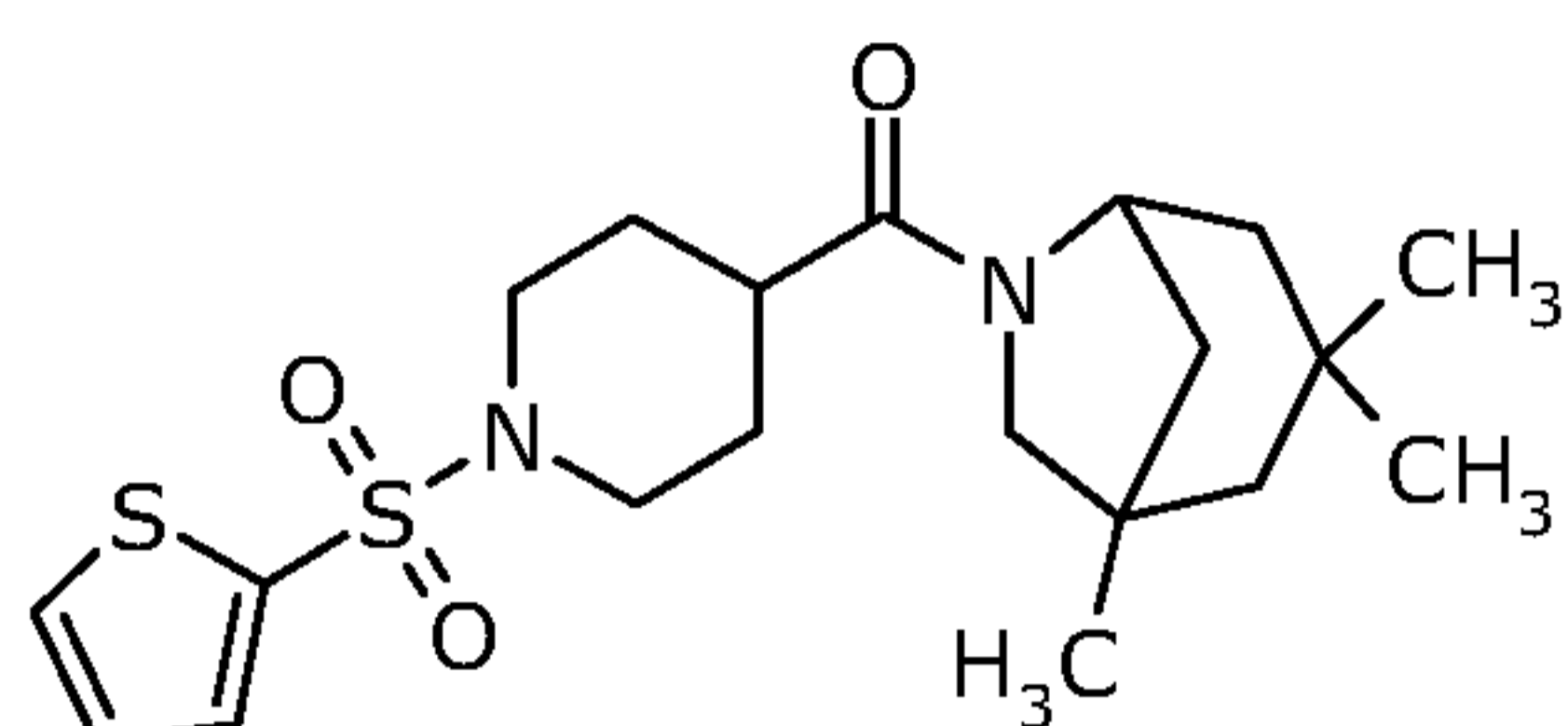
Compounds of the formula I, wherein X is -C(O)- and R¹, R², R⁶ and R⁷ each is as defined for formula I, which compounds can be designated formula Ih, can be prepared as outlined below:



15 A isonipecotic amide of formula H-1 prepared as described above in general procedure A wherein R¹ and R² are as defined above may be reacted with triphosgene in a suitable solvent like e.g. DCM in the presence of base like e.g. DIPEA at ambient temperature followed by reaction with an amine of formula H-2 wherein R⁶ and R⁷ are as defined above in a suitable solvent like e.g. DCM in the presence of base like e.g. DIPEA at ambient
20 temperature.

Example 1

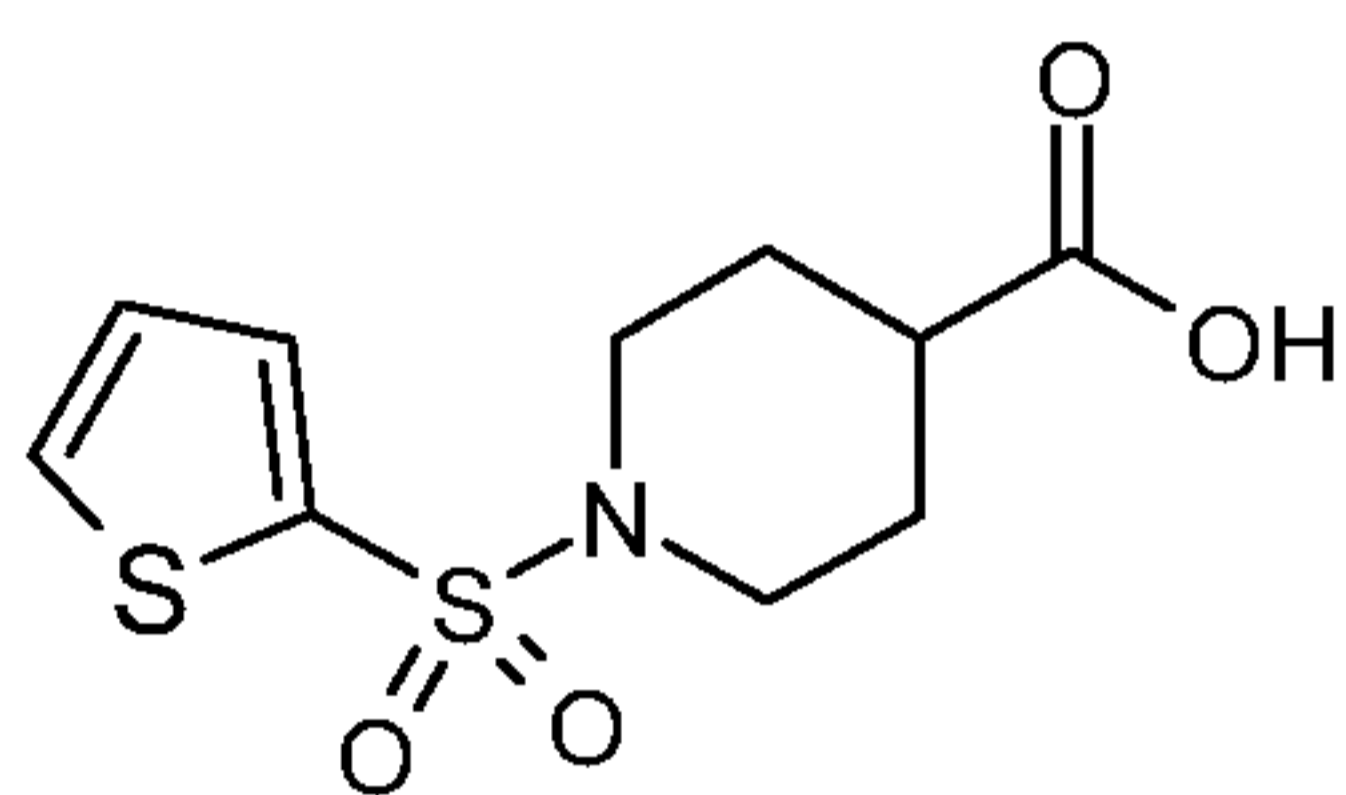
[1-(Thiophene-2-sulfonyl)-piperidin-4-yl]-(1,3,3-trimethyl-6-aza-bicyclo[3.2.1]oct-6-yl)-methanone



5

Step A: (General procedure (E))

1-(Thiophene-2-sulfonyl)-piperidine-4-carboxylic acid



10 To a solution of piperidine-4-carboxylic acid ethyl ester (6.2 g, 40 mmol) in pyridine (80 mL) was added with stirring 2-thiophenesulphonyl chloride (7.3 g, 40 mmol) When addition was complete the mixture was stirred for 36 hrs at ambient temperature. The reaction mixture was poured onto ice (200 mL) followed by the addition of concentrated hydrochloric acid (20 mL). The precipitate was filtered and washed with copious amounts of water. The solid was dried in vacuo at 40 °C to afford 10.8 g of 1-(thiophene-2-sulfonyl)-piperidine-4-carboxylic acid ethyl ester. 9.1 g of the above ester was dissolved in ethanol (240 mL) and water (12 mL) followed by the addition of potassium hydroxide (10.1 g, 180 mmol). The resulting mixture was stirred for 4.5 hrs at ambient temperature before water was added (120 mL) and the pH was adjusted to 2 by the addition of concentrated hydrochloric acid. The precipitate was filtered and washed with copious amounts of water. The solid was dried *in vacuo* at 40 °C to afford 6.2 g of 1-(thiophene-2-sulfonyl)-piperidine-4-carboxylic acid.

15

20

^1H NMR (400 MHz, DMSO- d_6) δ 1.54-1.62 (m, 2H), 1.89-1.93 (m, 2H), 2.28-2.34 (m, 1H), 3.34-3.49 (m, 4H), 7.28 (d, 1H), 7.62 (d, 1H), 8.04 (d, 1H), 12.34 (s, 1H).

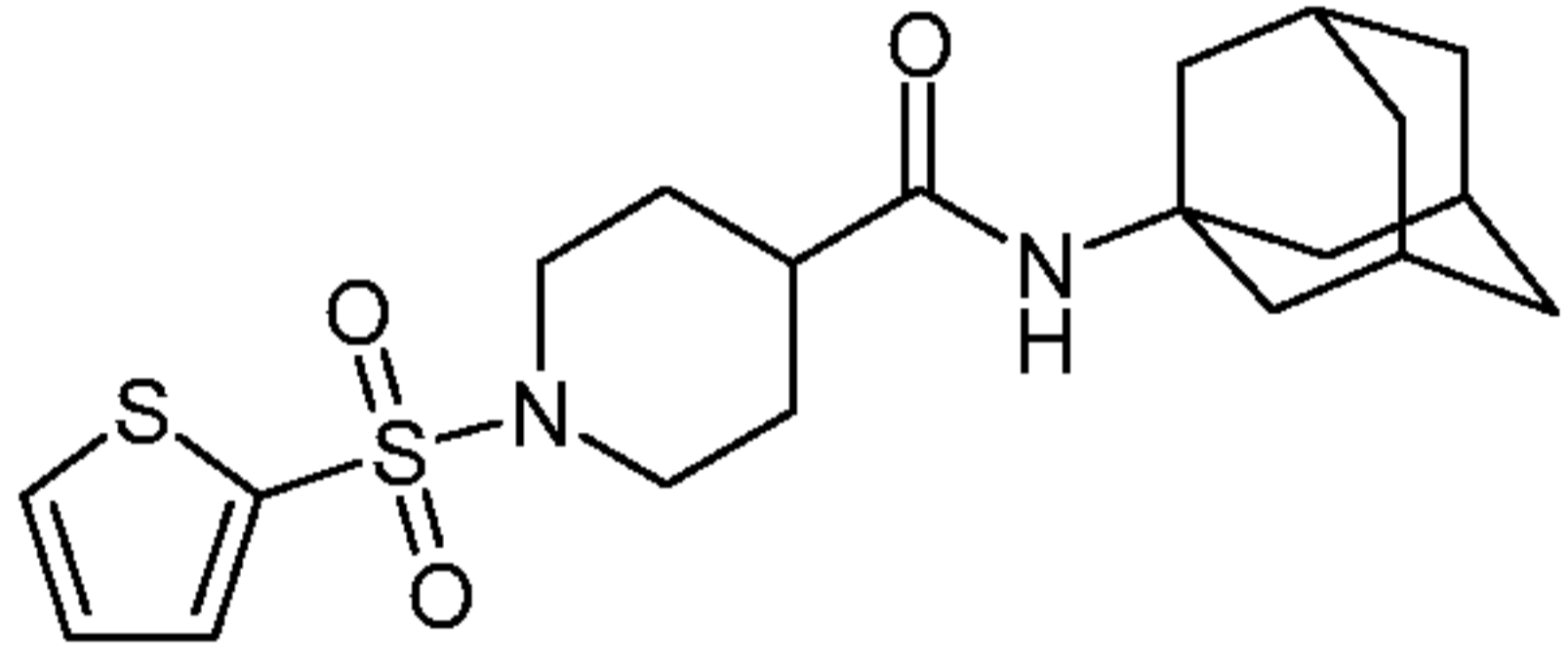
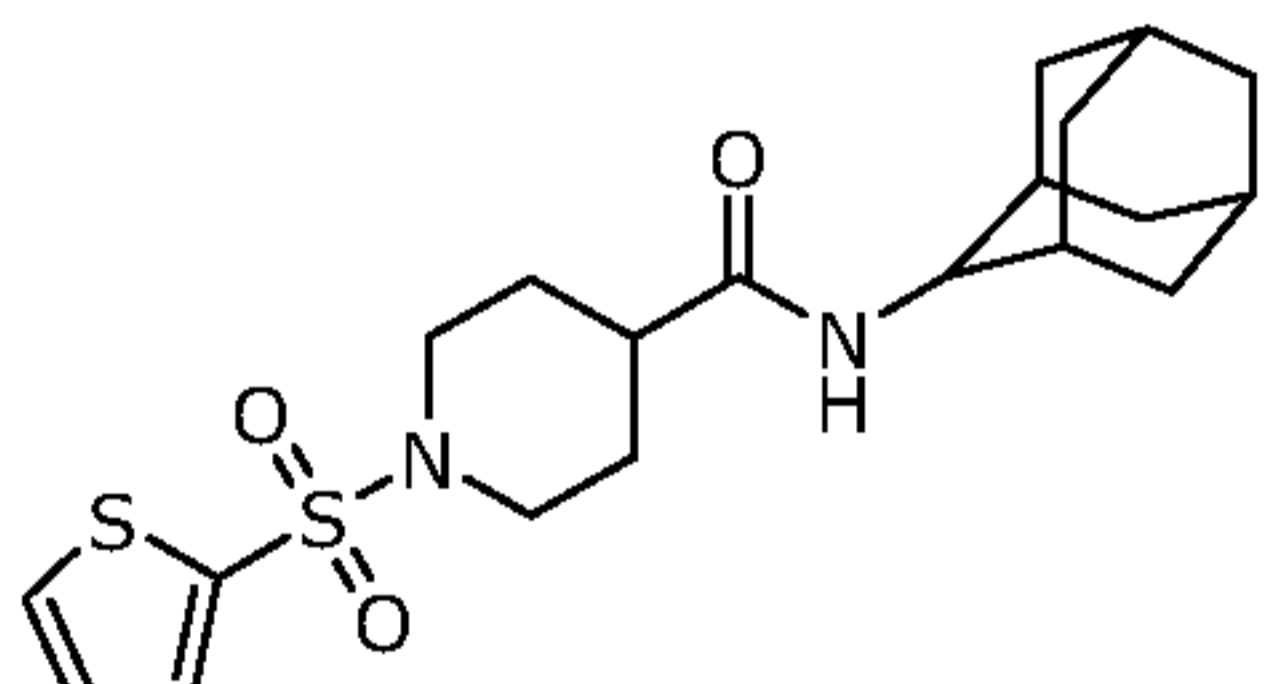
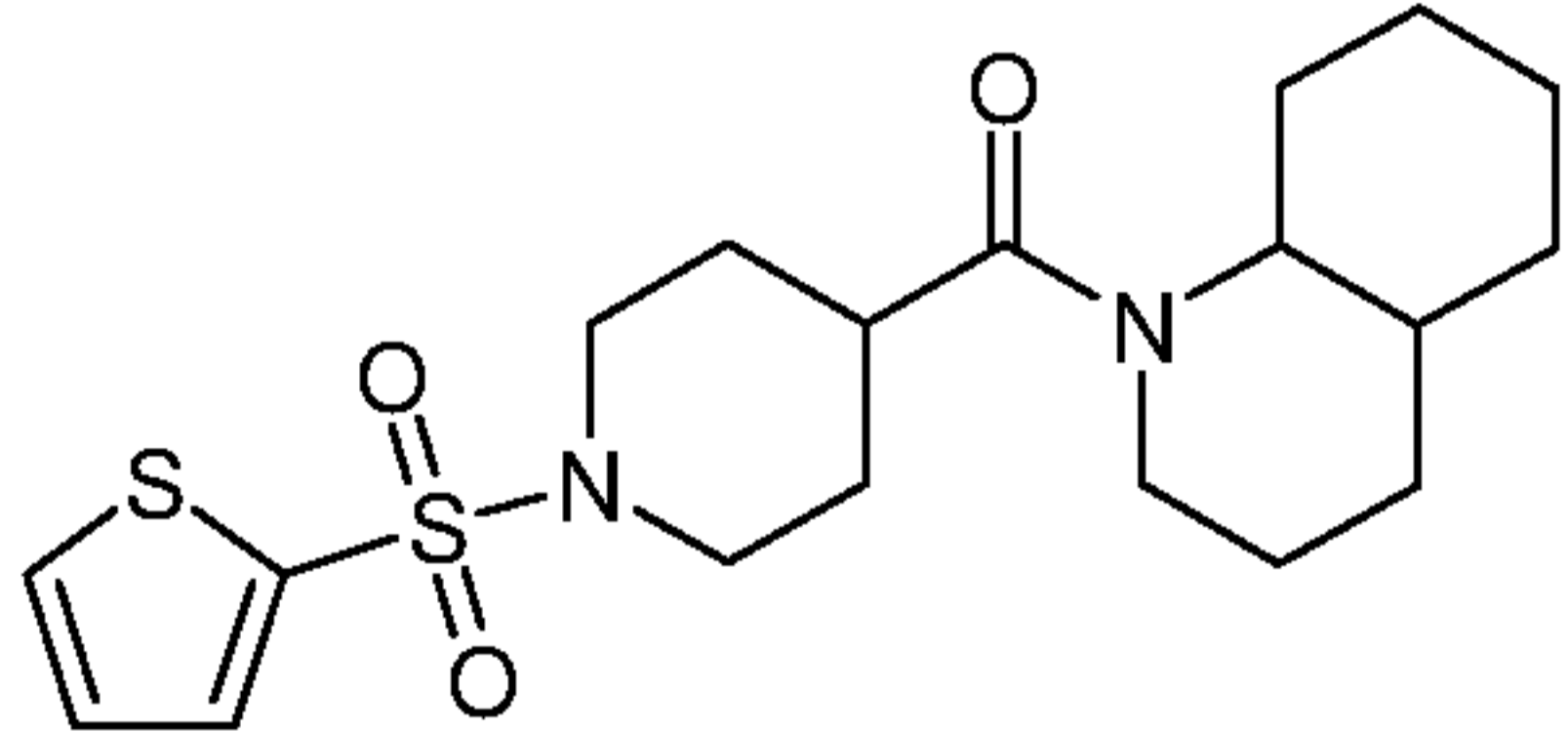
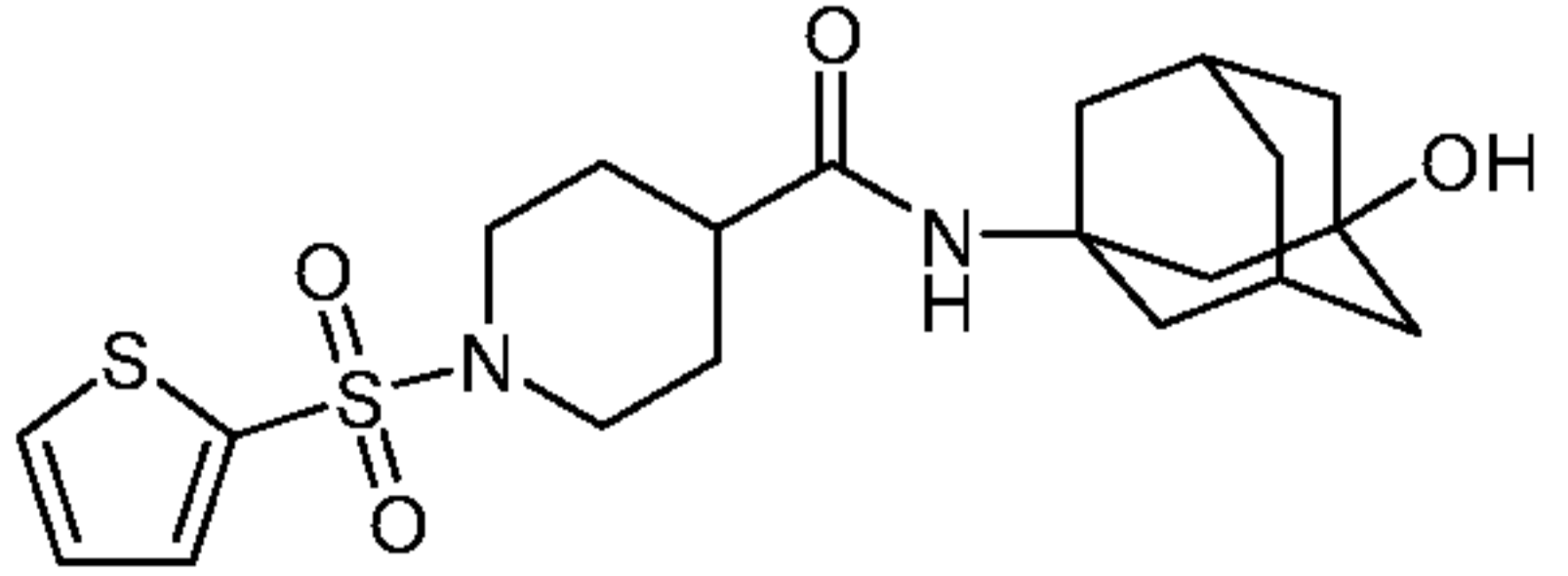
25 Step B: (General procedure (F))

The above carboxylic acid (6.2 g, 22 mmol) dissolved in THF (375 mL) was treated with HOBt (3.3 g, 25 mmol) and EDAC (4.7 g, 25 mmol). The reaction mixture was stirred 30 min

at ambient temperature before 6-aza-bicyclo[3.2.1]octyl)-amine (3.8 g, 25 mmol) and DIPEA (4.3 mL, 25 mmol) were added and resulting mixture stirred 16 hrs at ambient temperature. Water (300 mL) was added and the organics extracted with ethyl acetate (2 x 200 mL). The combined organic extracts were dried (MgSO₄), evaporated and the residue was crystallised from ethanol (50 mL). This afforded after filtration and drying 4.8 g (52 %) of the title compound as a white solid.

¹H NMR (400 MHz, CDCl₃) δ 0.91-0.93 (m, 6H), 1.05-1.07 (m, 3H), 1.24-1.28 (m, 1H), 1.24-1.41 (m, 2H), 1.46-1.64 (m, 2H), 1.71-1.80 (m, 3H), 1.83-1.97 (m, 2H), 2.19-2.24 and 2.31-2.37 (m, 1H), 2.47-2.55 (m, 2H), 3.00-3.10 and 3.35-3.41 (m, 2H), 3.80-3.87 (m, 2H), 4.05-4.07 and 4.42-4.44 (m, 1H), 7.13-7.16 (m, 1H), 7.53-7.54 (m, 1H), 7.60-7.62 (m, 1H).
HPLC-MS (Method 1): t_r = 2.78 min, (M+1)⁺ (calcd) 411, (M+1)⁺ (found) 411.

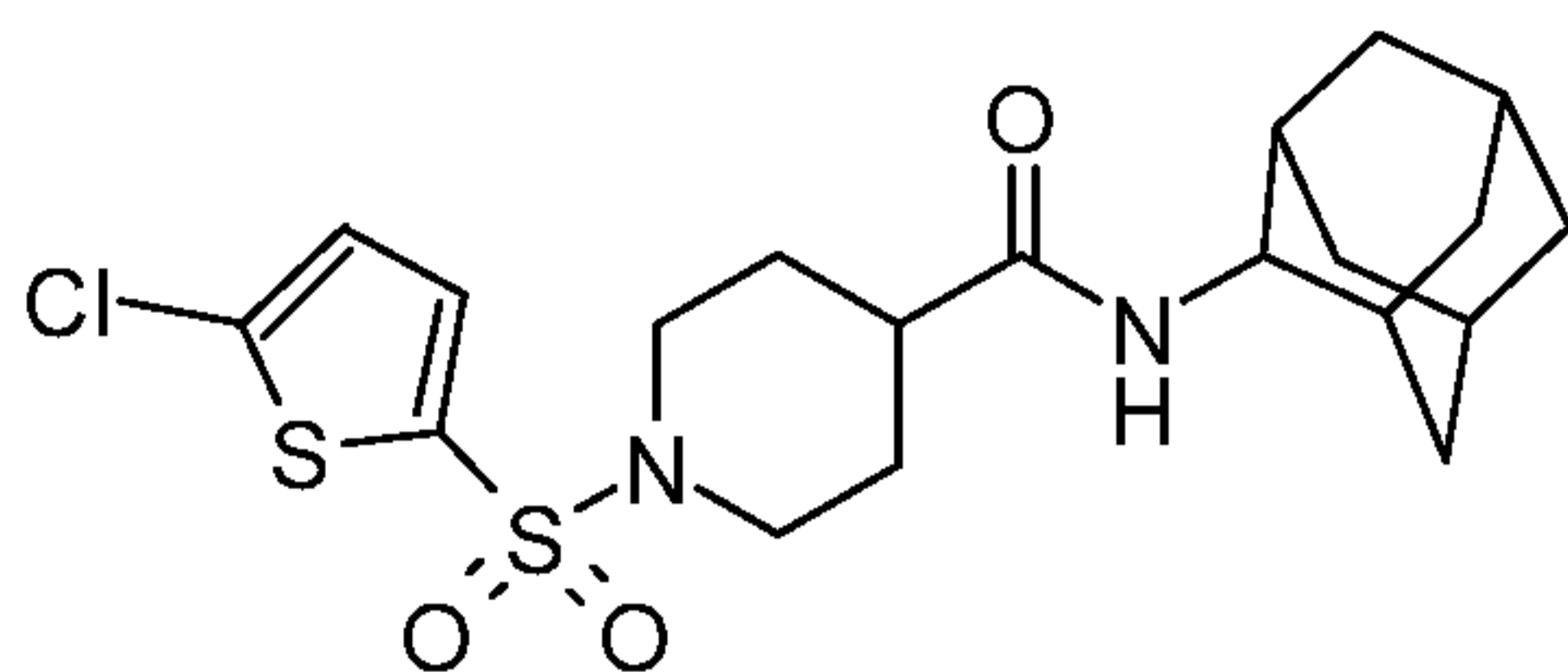
The following examples were synthesised employing a similar method to the one described in example 1 above:

Ex.	Molecule	MW	Iupac	MS-ESI m/z
1-1		408.59	1-(Thiophene-2-sulfonyl)-piperidine-4-carboxylic acid adamantan-1-ylamide	409
1-2		408.59	1-(Thiophene-2-sulfonyl)-piperidine-4-carboxylic acid adamantan-2-ylamide	409
1-3		396.57	(Octahydro-quinolin-1-yl)-[1-(thiophene-2-sulfonyl)-piperidin-4-yl]-methanone	397
1-4		424.59	1-(Thiophene-2-sulfonyl)-piperidine-4-carboxylic acid (3-hydroxy-adamantan-1-yl)-amide	425

1-5		444.62	(4-Spiroindane-piperidin-1-yl)- [1-(thiophene-2-sulfonyl)- piperidin-4-yl]-methanone	445
1-6		408.59	(4-Aza-tricyclo[4.3.1.1{3,8}]- undec-4-yl)-[1-(thiophene-2- sulfonyl)-piperidin-4-yl]- methanone	409
1-7		396.57	(Octahydro-isoquinolin-2-yl)-[1- (thiophene-2-sulfonyl)- piperidin-4-yl]-methanone	397
1-8		368.52	(6-Aza-bicyclo[3.2.1]oct-6-yl)- [1-(thiophene-2-sulfonyl)- piperidin-4-yl]-methanone	369
1-9		382.55	(Octahydro-isoindol-2-yl)-[1- (thiophene-2-sulfonyl)- piperidin-4-yl]-methanone	383
1-10		382.55	(3-Aza-bicyclo[3.2.2]non-3-yl)- [1-(thiophene-2-sulfonyl)- piperidin-4-yl]-methanone	383

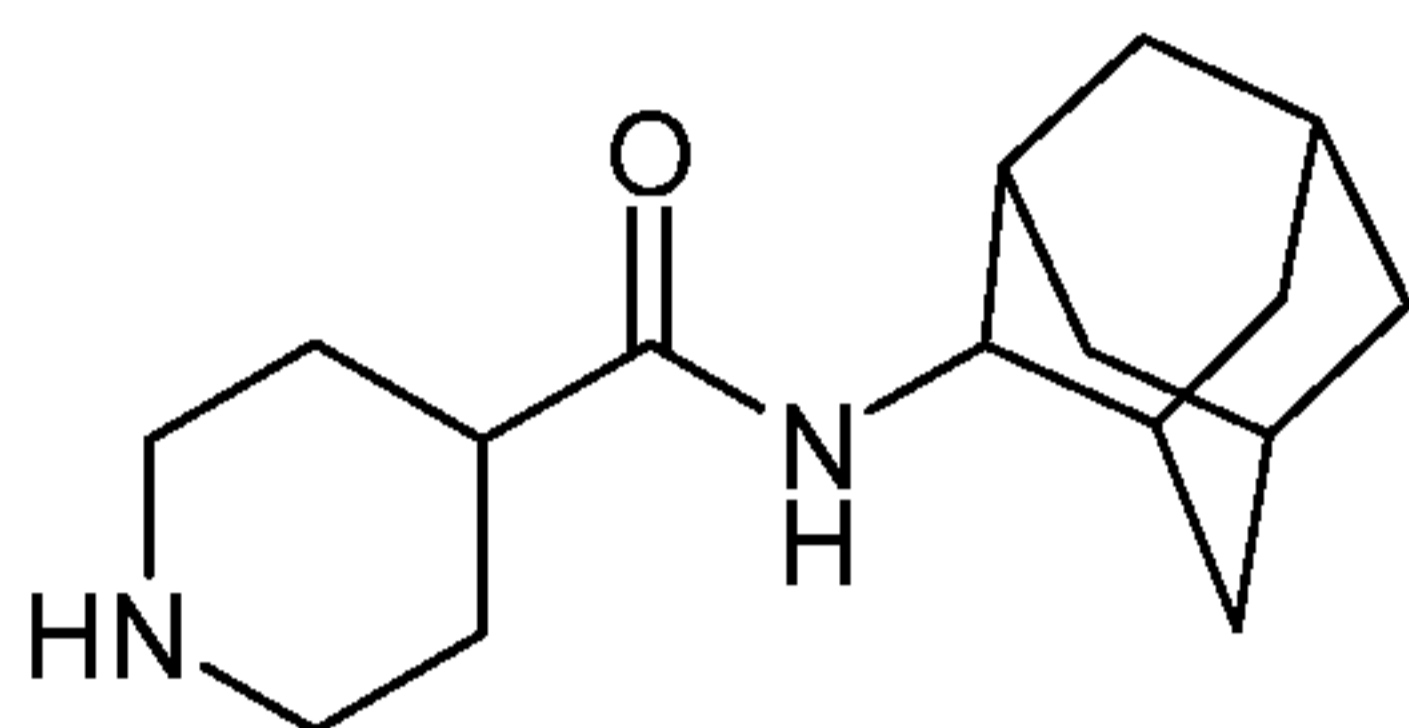
Example 2

1-(5-Chloro-thiophene-2-sulfonyl)-piperidine-4-carboxylic acid adamantan-2-ylamide



Step A: (General procedure (A))

Piperidine-4-carboxylic acid adamantan-2-ylamide



5

To a solution of Boc-isonipecotic acid (4.8 g, 21 mmol) in THF (100 mL) was added with stirring HOBt (3.2 g, 23 mmol) and EDAC (5.3 g, 28 mmol). The reaction mixture was stirred 30 min at ambient temperature before 2-adamantylamine hydrochloride (3.9 g, 21 mmol) and DIPEA (14.7 mL, 85 mmol) were added and resulting mixture stirred 16 h at ambient temperature. The solvents were removed *in vacuo*, water (300 mL) was added and the organics extracted with DCM (2 x 200 mL). The combined organic extracts were dried (MgSO₄), evaporated and the residue was crystallised from ethanol:water (3:2, v/v, 50 mL). The solid was filtered and redissolved in DCM (10 mL) and TFA (10 mL) was added. The solution was stirred for 2 hrs at ambient temperature before the solvents were removed *in vacuo*. This afforded after drying 10.3 g (99%) of the title compound as the trifluoroacetate salt.

¹H NMR (300 MHz, DMSO-*d*₆) δ 1.48-1.50 (m, 2H), 1.64-1.79 (m, 12H), 1.94-1.98 (m, 2H), 2.56-2.61 (m, 1H), 2.79-2.91 (m, 2H), 3.28-3.42 (m, 2H), 3.79-3.82 (m, 1H), 7.77 (d, 1H), 8.33 (bs, 1H), 8.59 (bs, 1H). A portion of the solids (5 g) were dissolved in water (100 mL) and the solution basified with aqueous 4N NaOH, the product was extracted with ethyl acetate (2 X 200 mL). The combined organic extracts were dried (MgSO₄), evaporated and this afforded after drying 2.3 g of the title compound as the free base.

25 Step B: (General procedure (B))

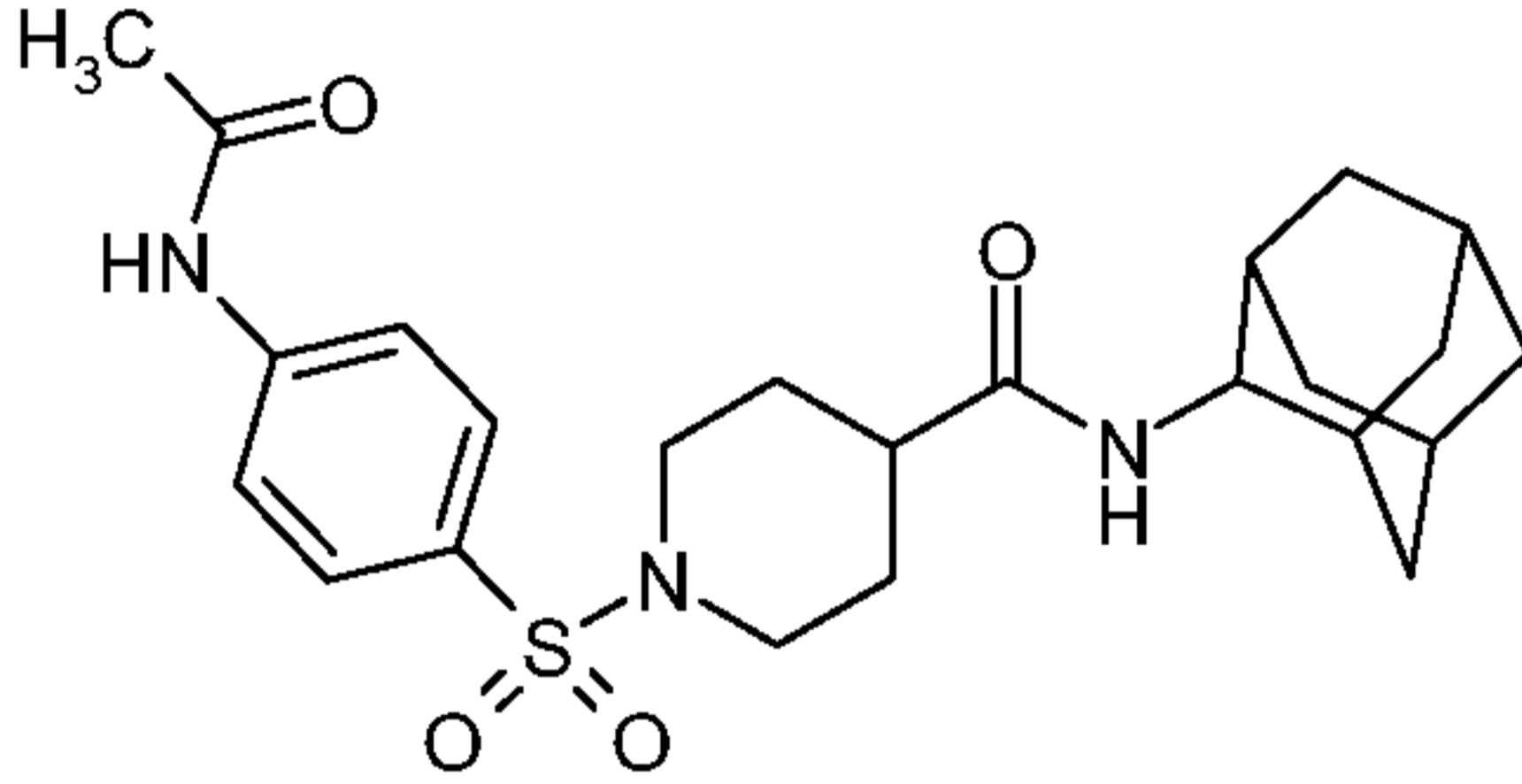
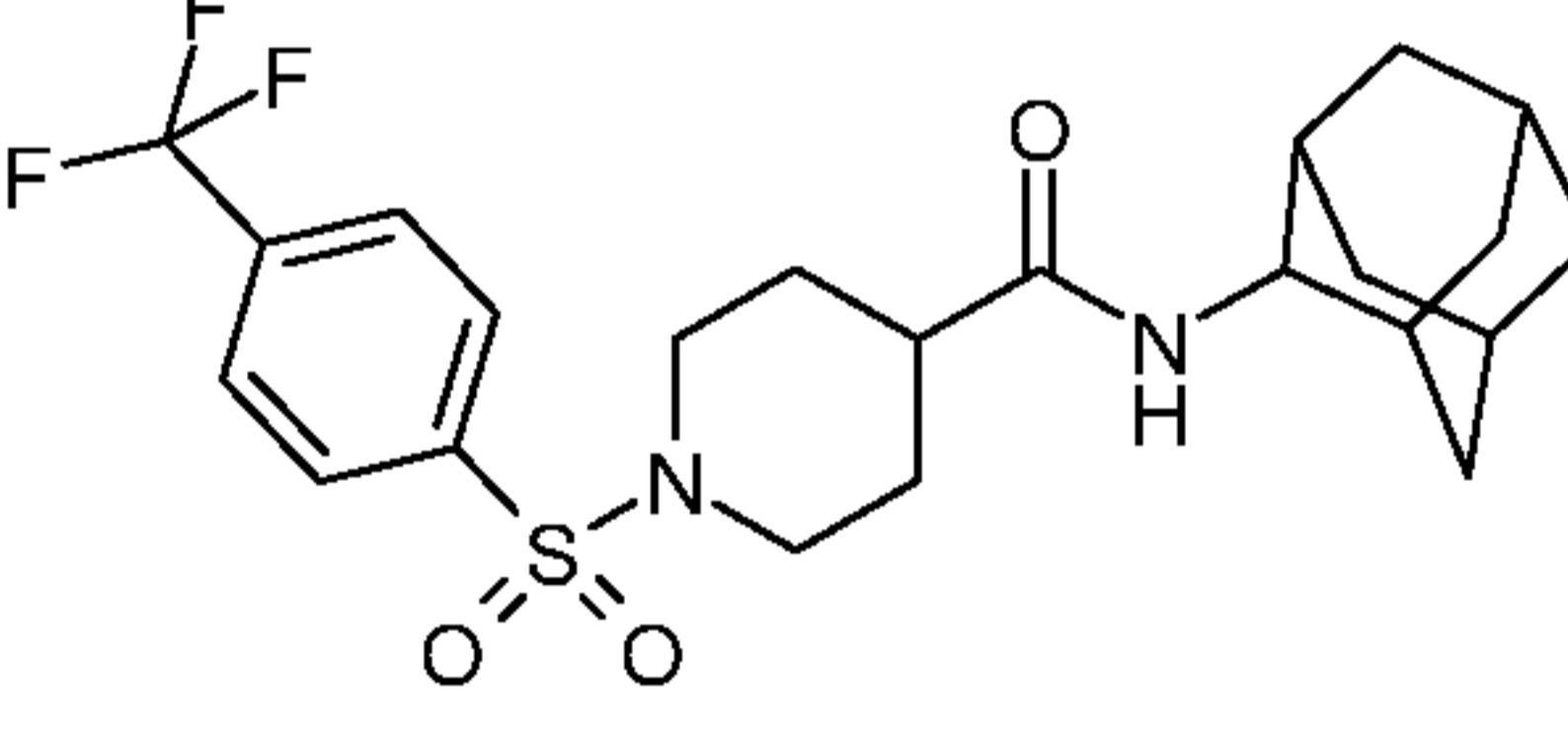
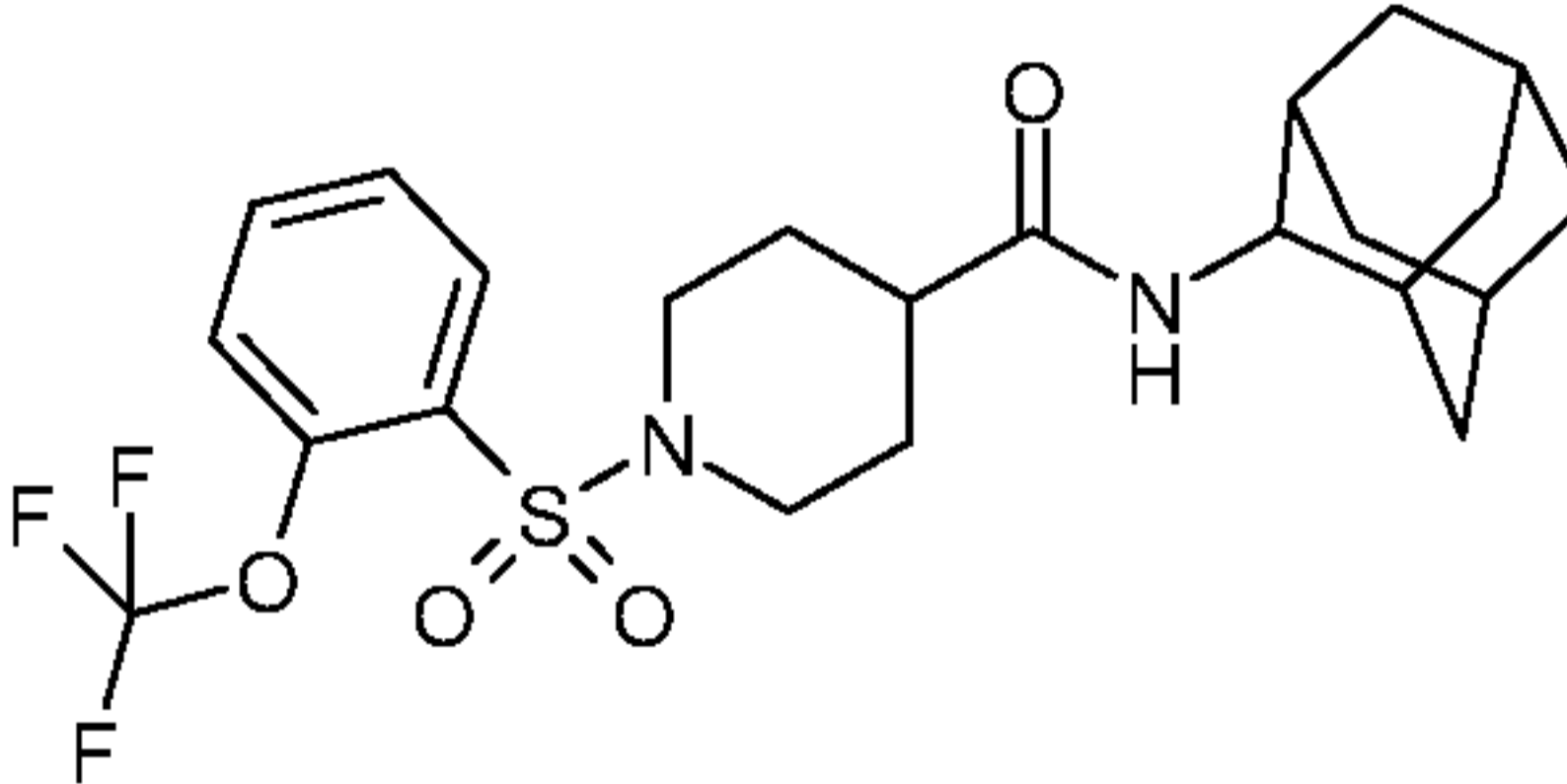
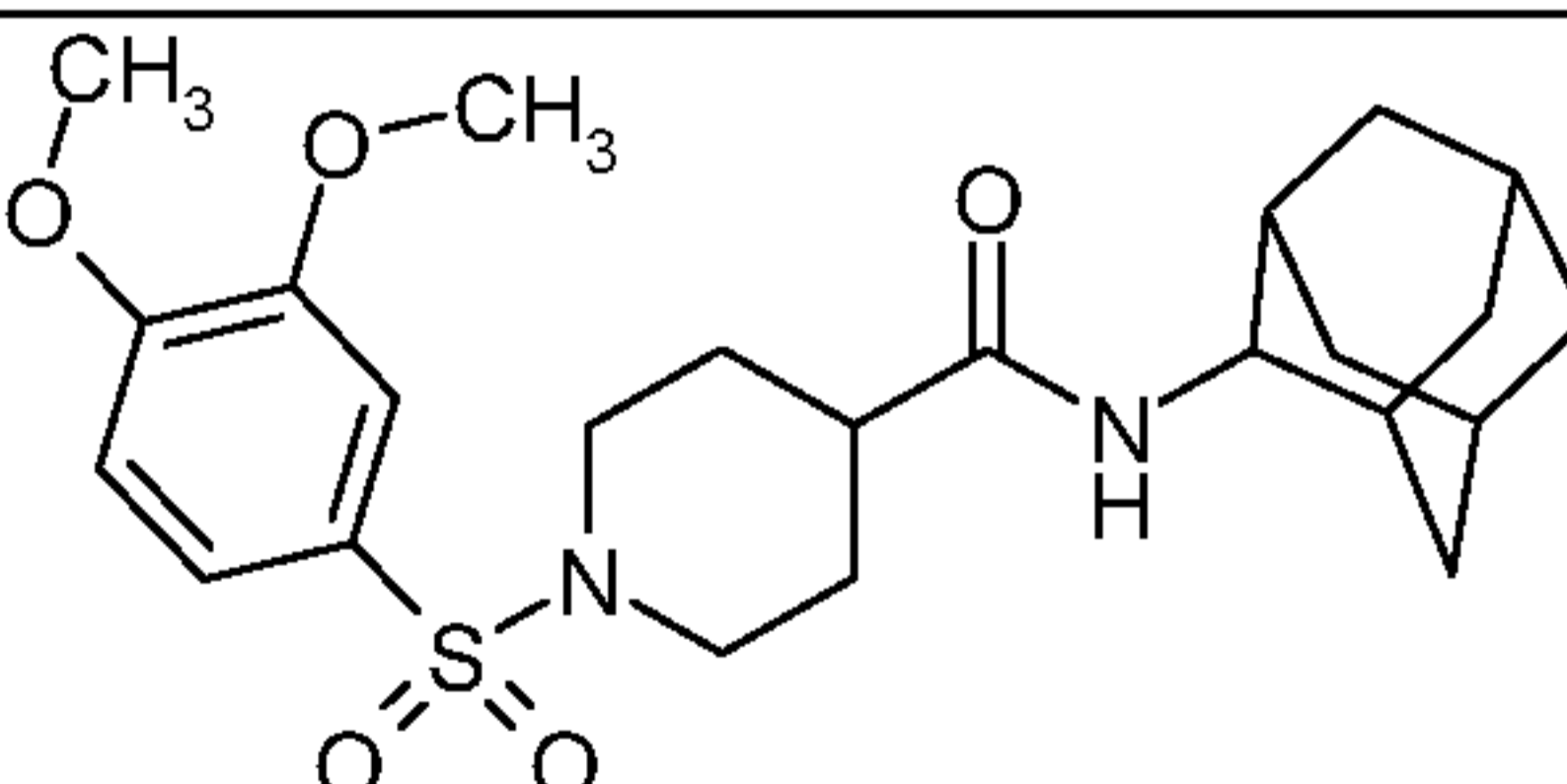
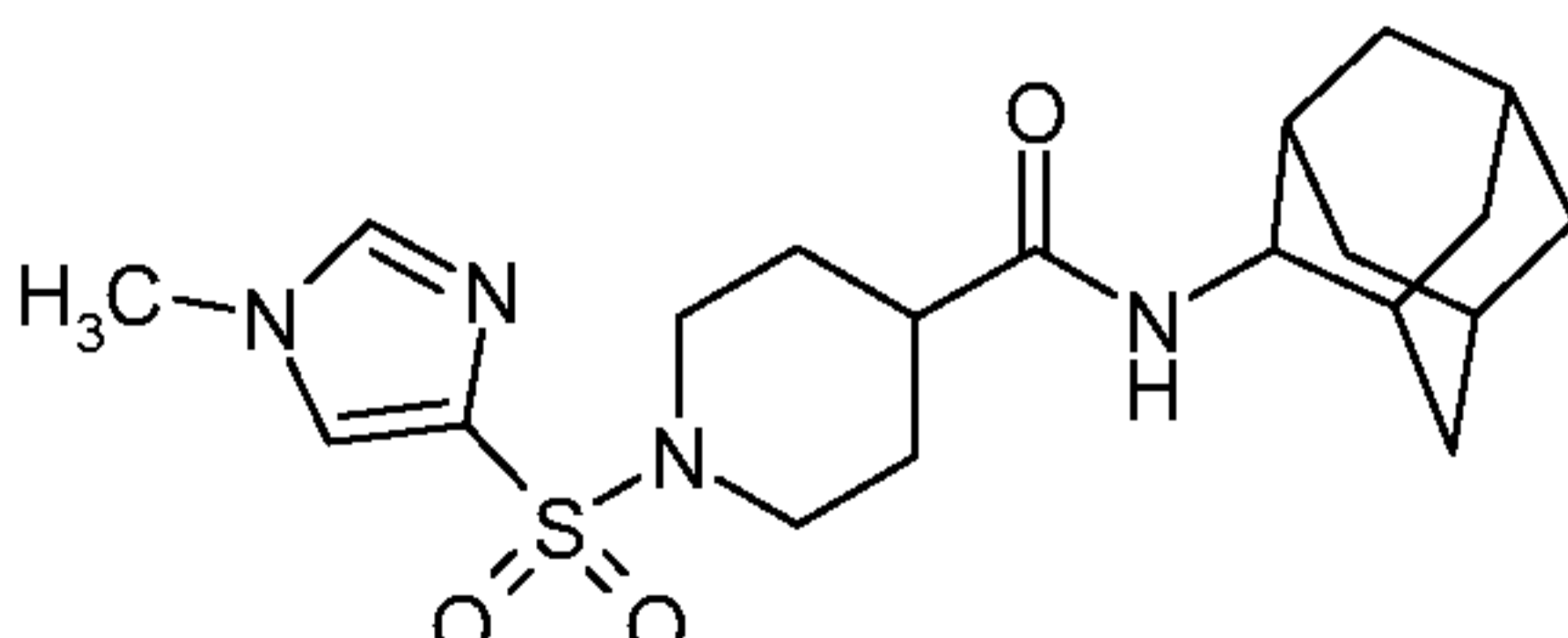
To a solution of piperidine-4-carboxylic acid adamantan-2-ylamide (100 mg, 0.4 mmol) in pyridine (1 mL) was added with stirring 5-chloro-2-thiophenesulphonyl chloride (83 mg, 0.4 mmol), when addition was complete the mixture was stirred for 16 hrs at ambient

temperature. The volatiles were removed by evaporation and the residue purified by preparative HPLC (method 3). This afforded 16 mg of 1-(5-chloro-thiophene-2-sulfonyl)-piperidine-4-carboxylic acid adamantan-2-ylamide.

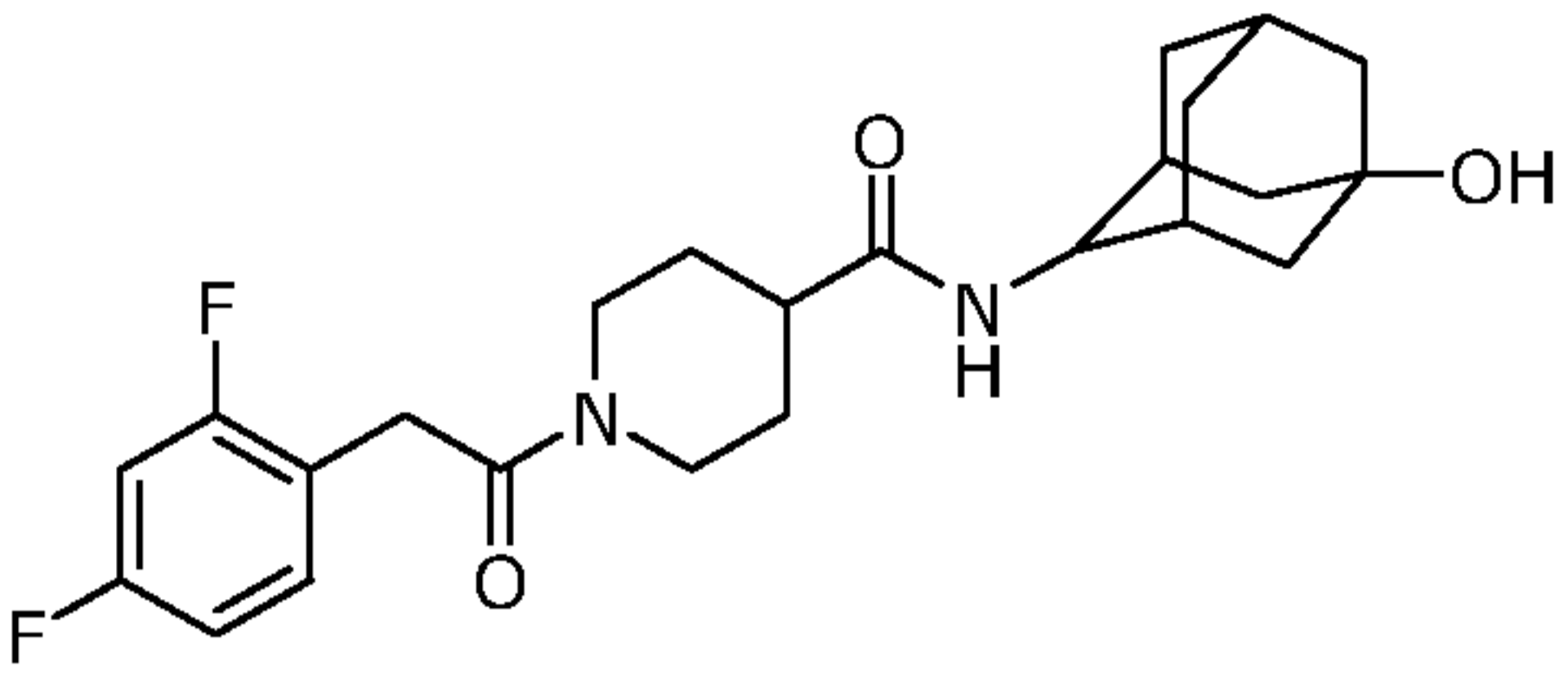
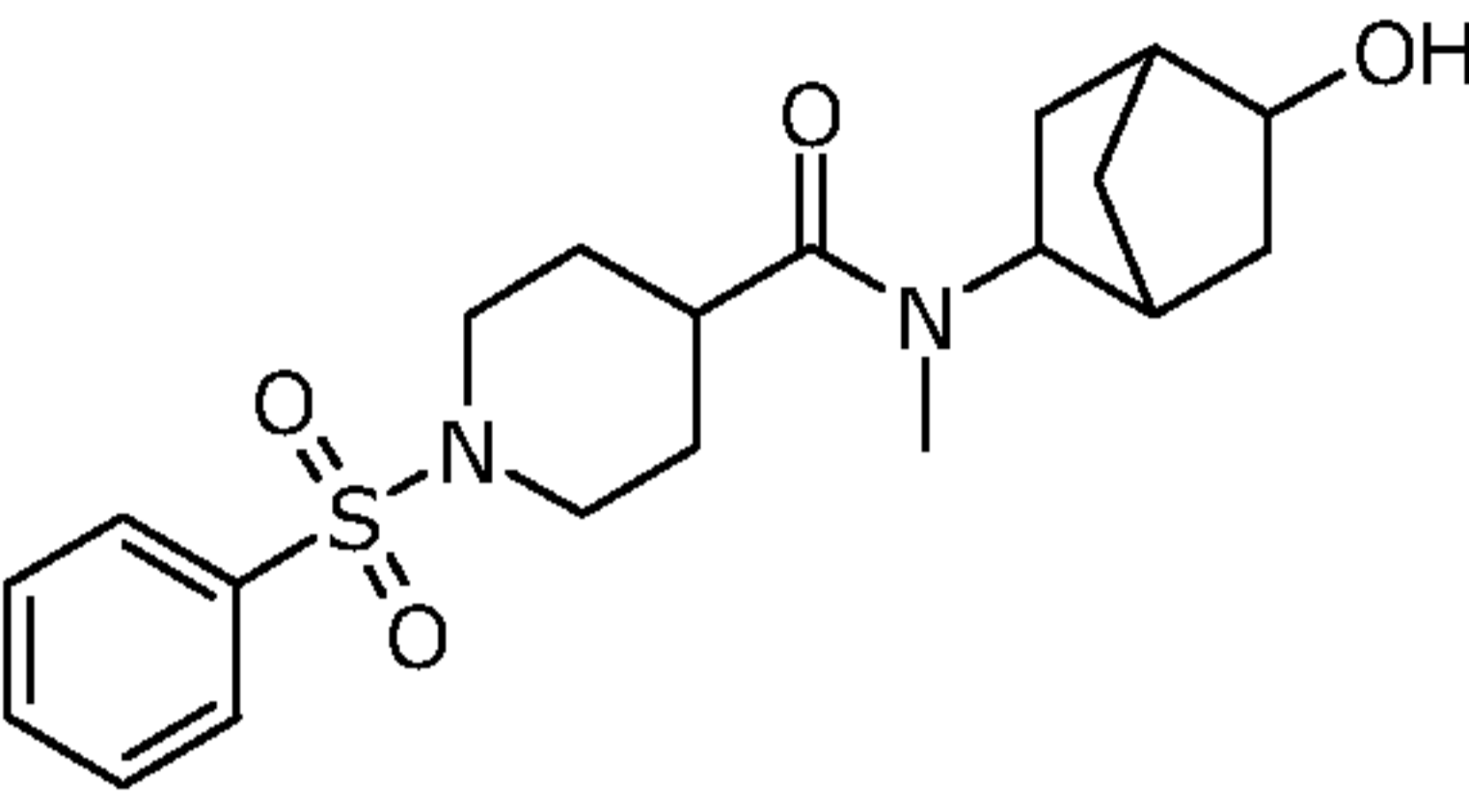
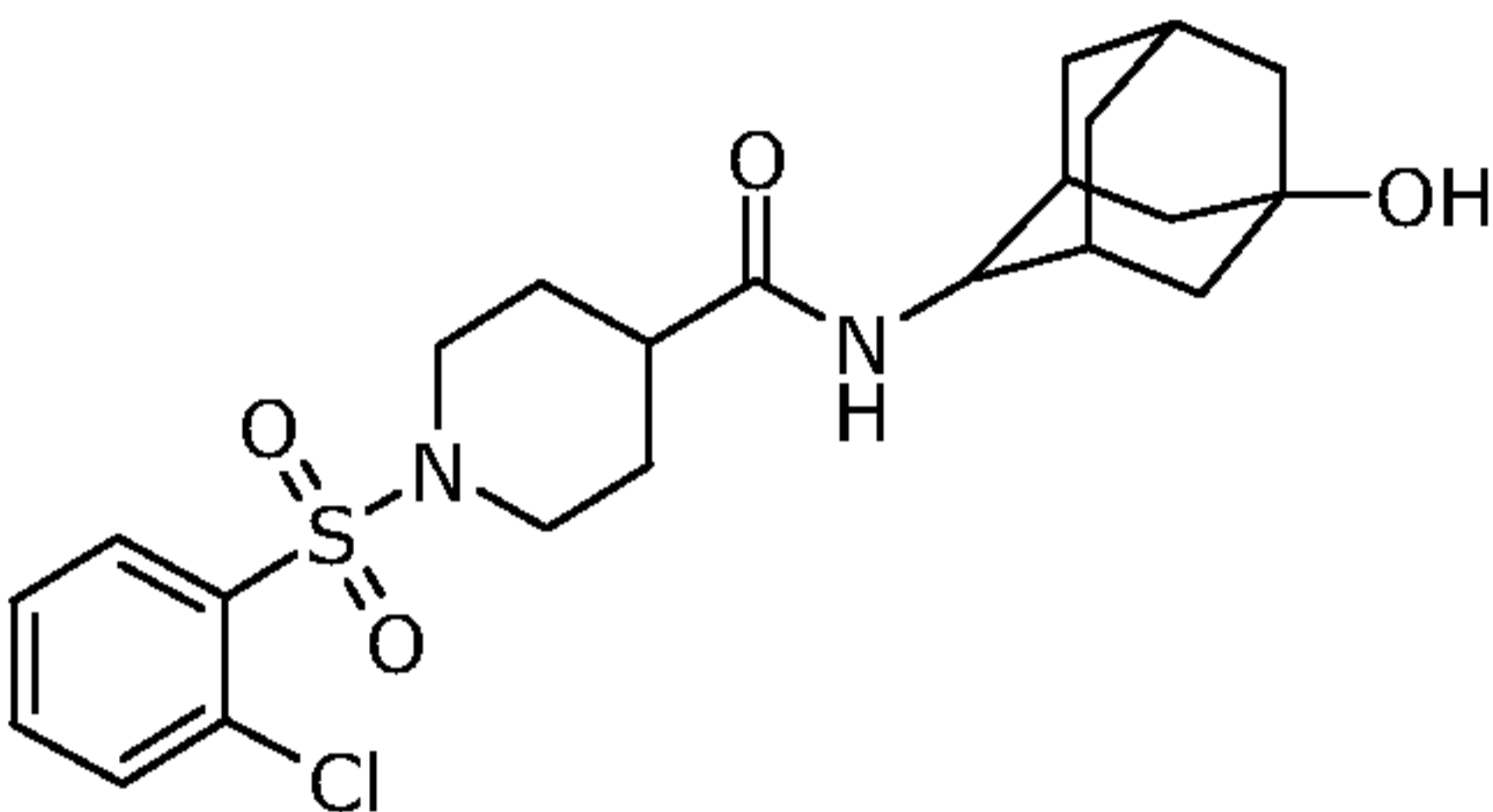
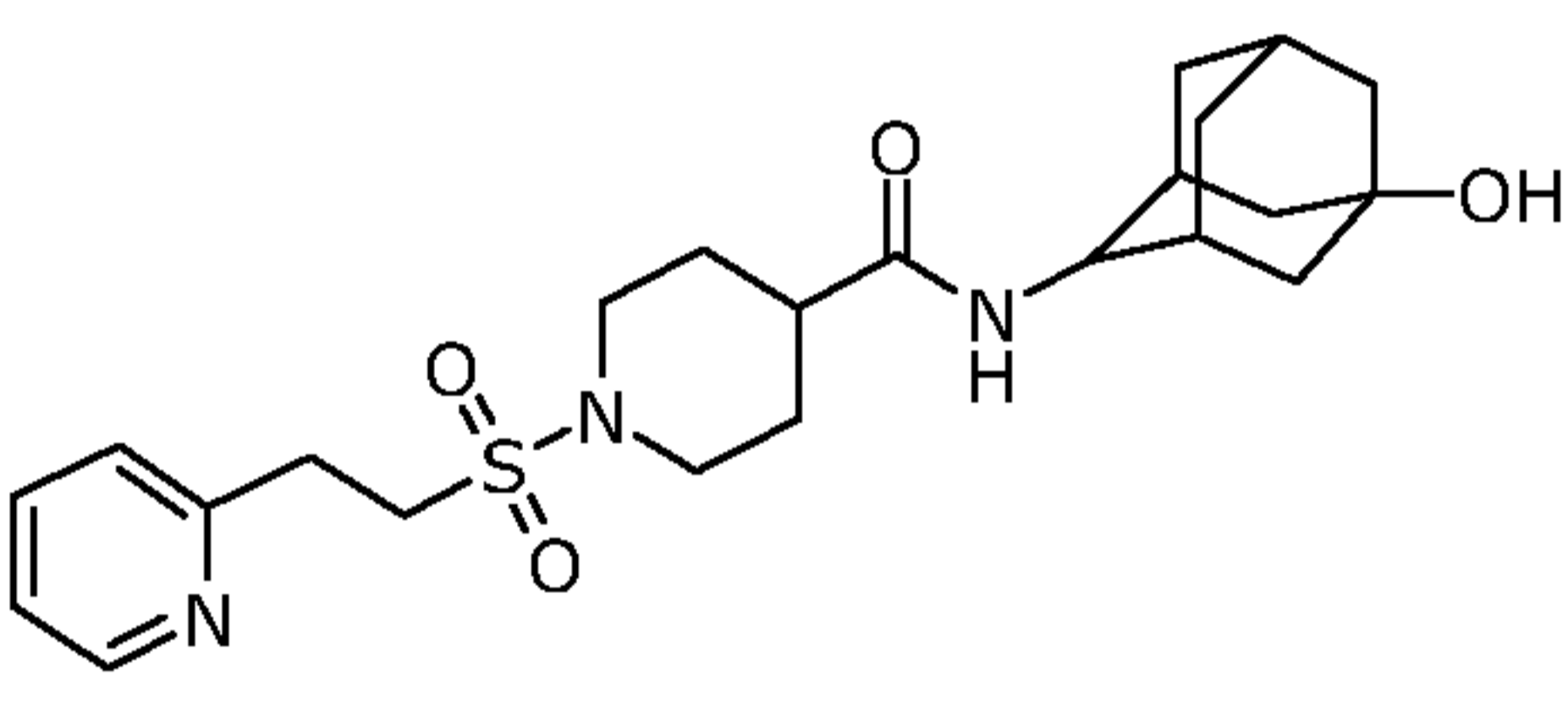
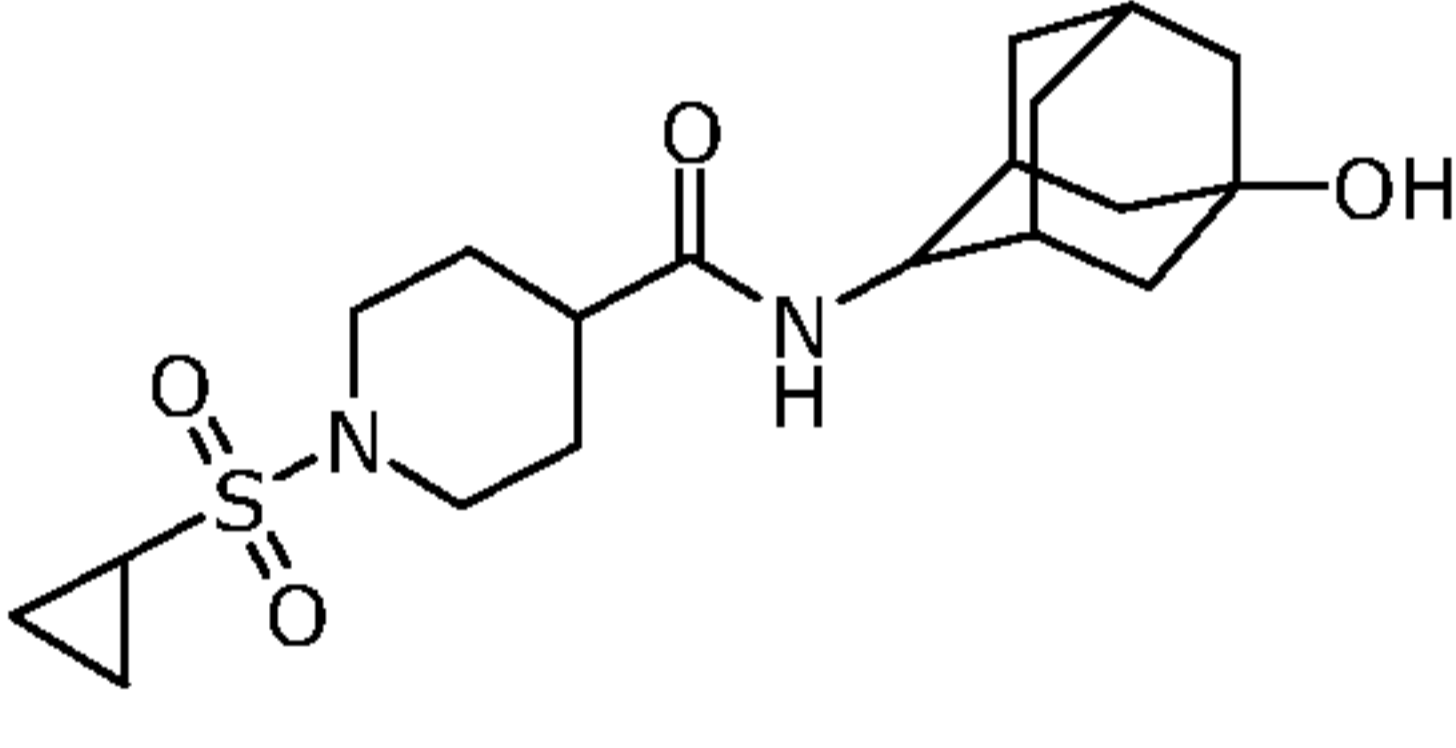
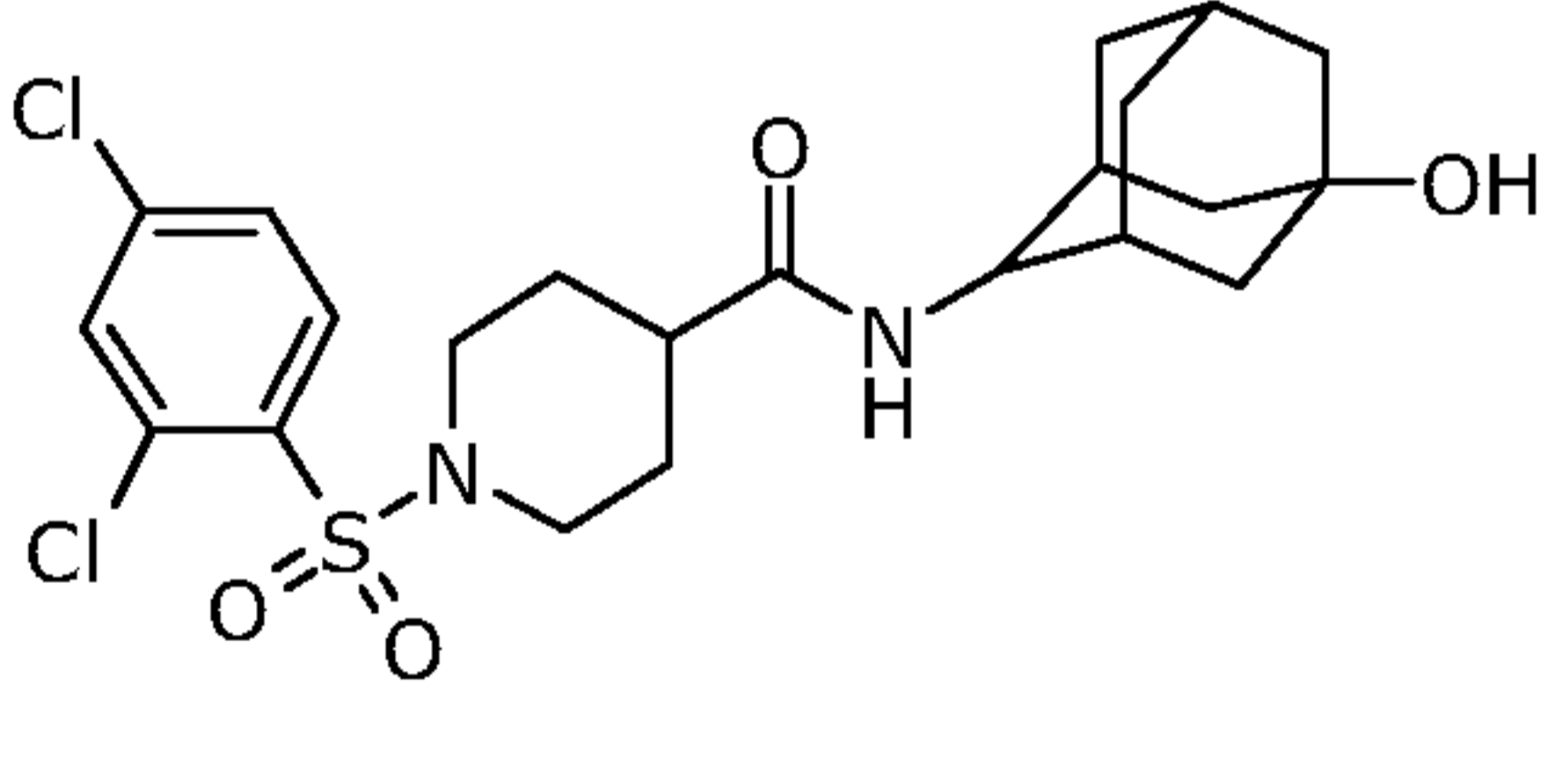
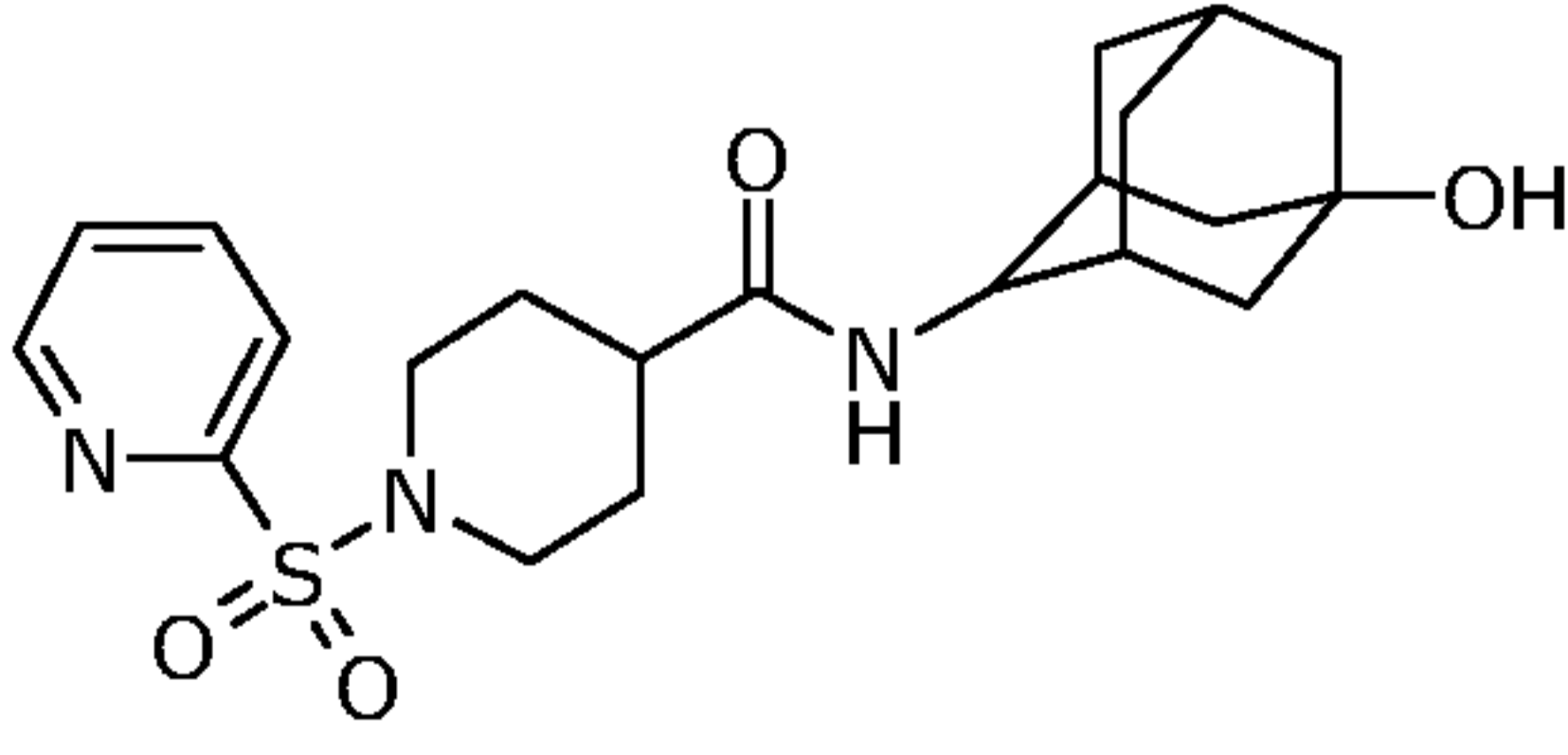
^1H NMR (300 MHz, CDCl_3) δ 1.60-1.99 (m, 18H), 2.10-2.19 (m, 1H), 2.54-2.62 (m, 2H), 3.72-3.78 (m, 2H), 4.01-4.03 (m, 1H), 5.74 (bd, 1H), 6.98 (d, 1H), 7.31 (d, 1H).

HPLC-MS (Method 1): t_r = 2.29 min, $(\text{M}+1)^+$ (calcd) 443, $(\text{M}+1)^+$ (found) 443.

The following examples were synthesised employing a similar method to the one described in example 2 above:

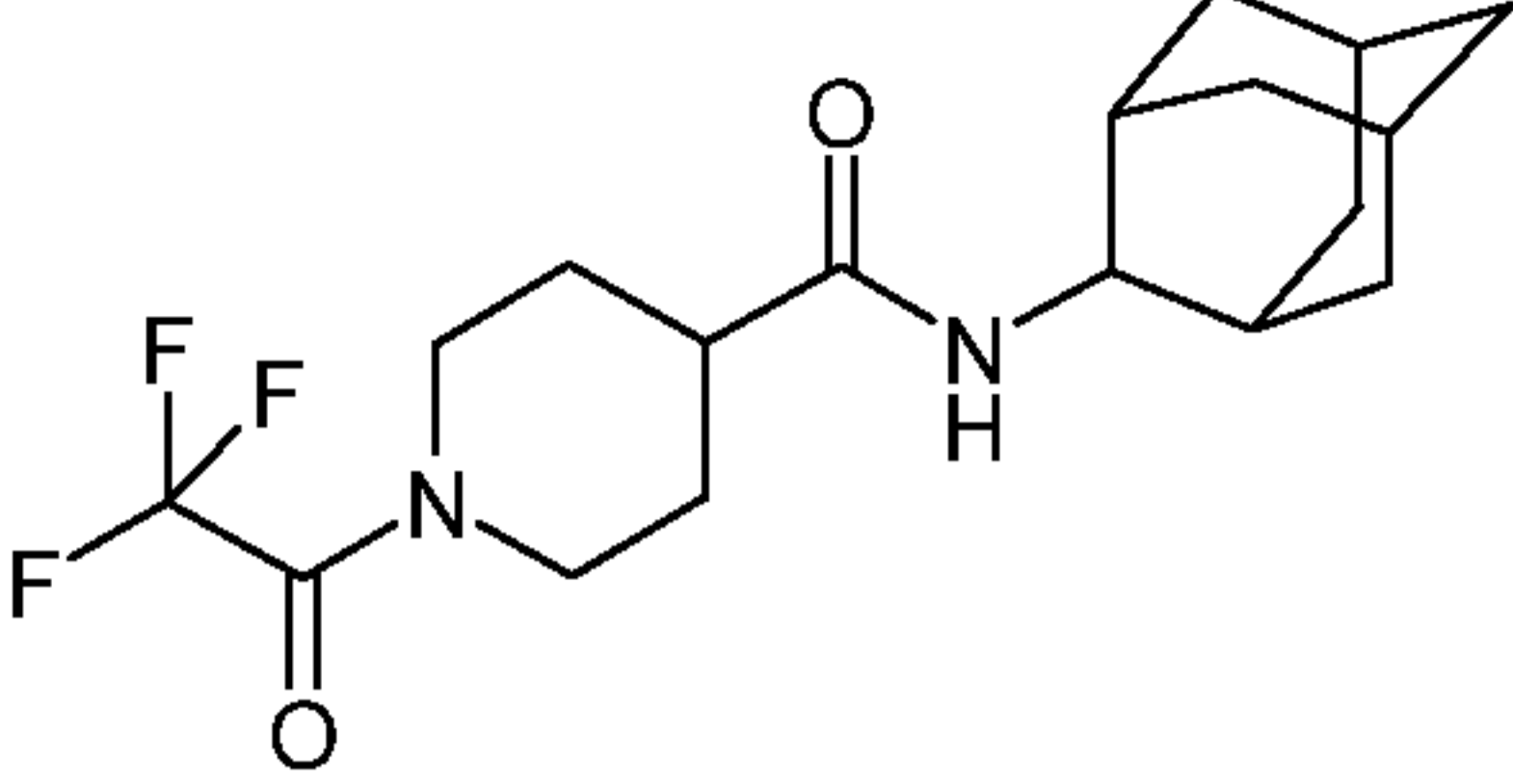
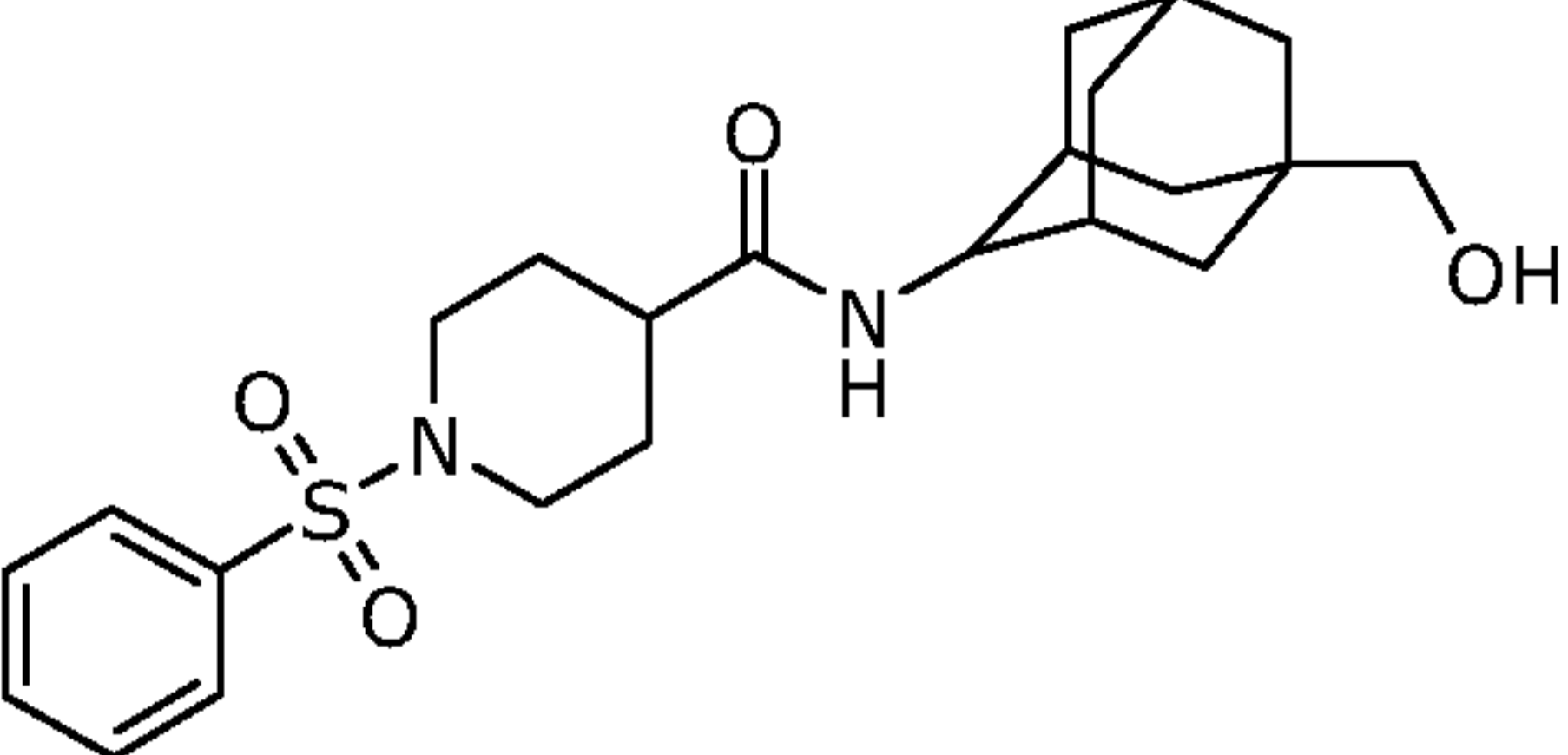
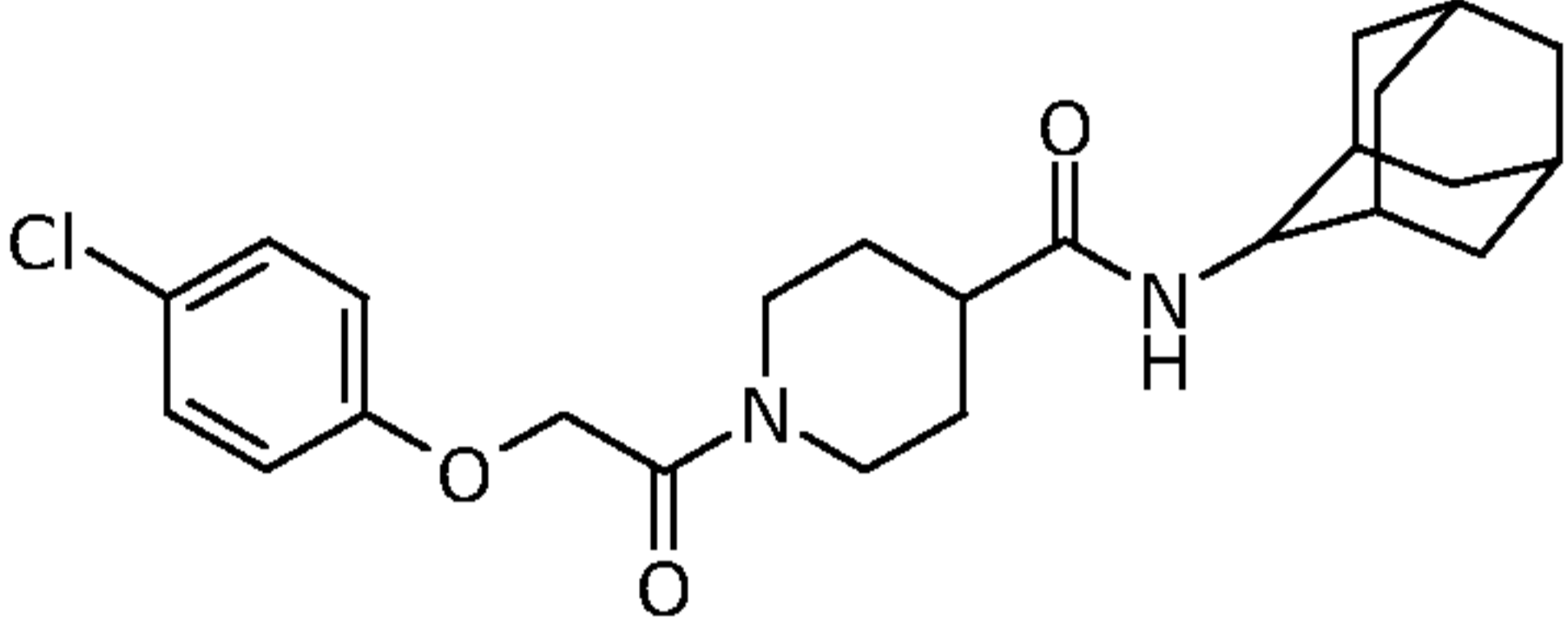
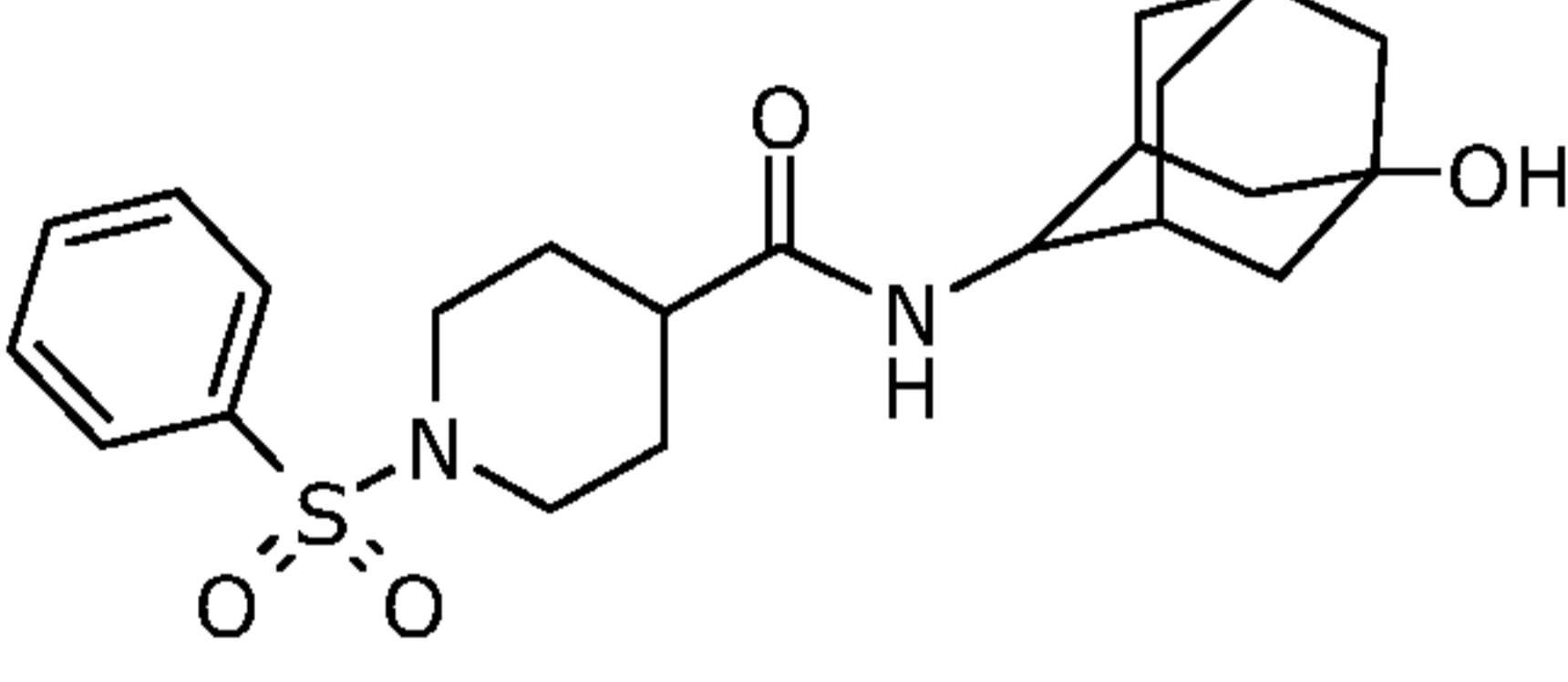
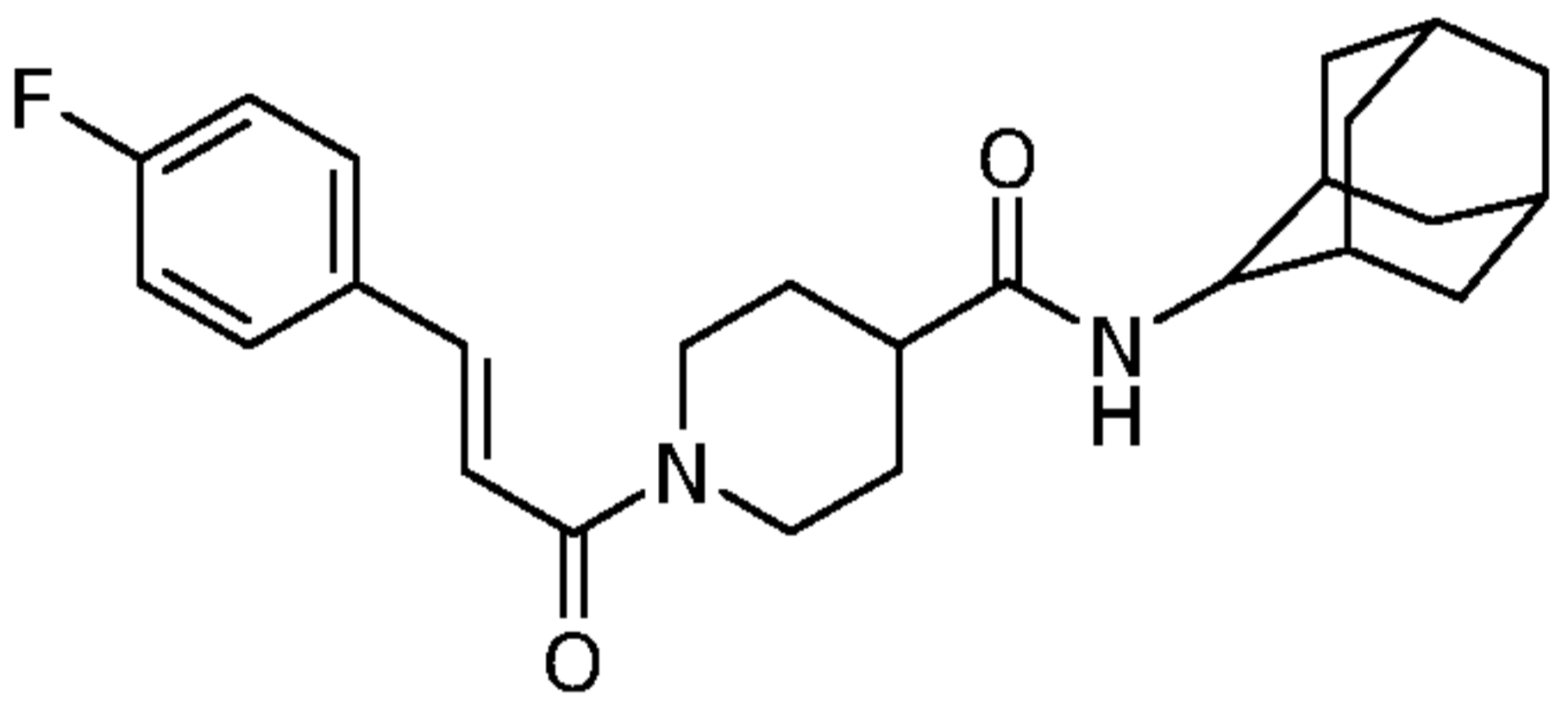
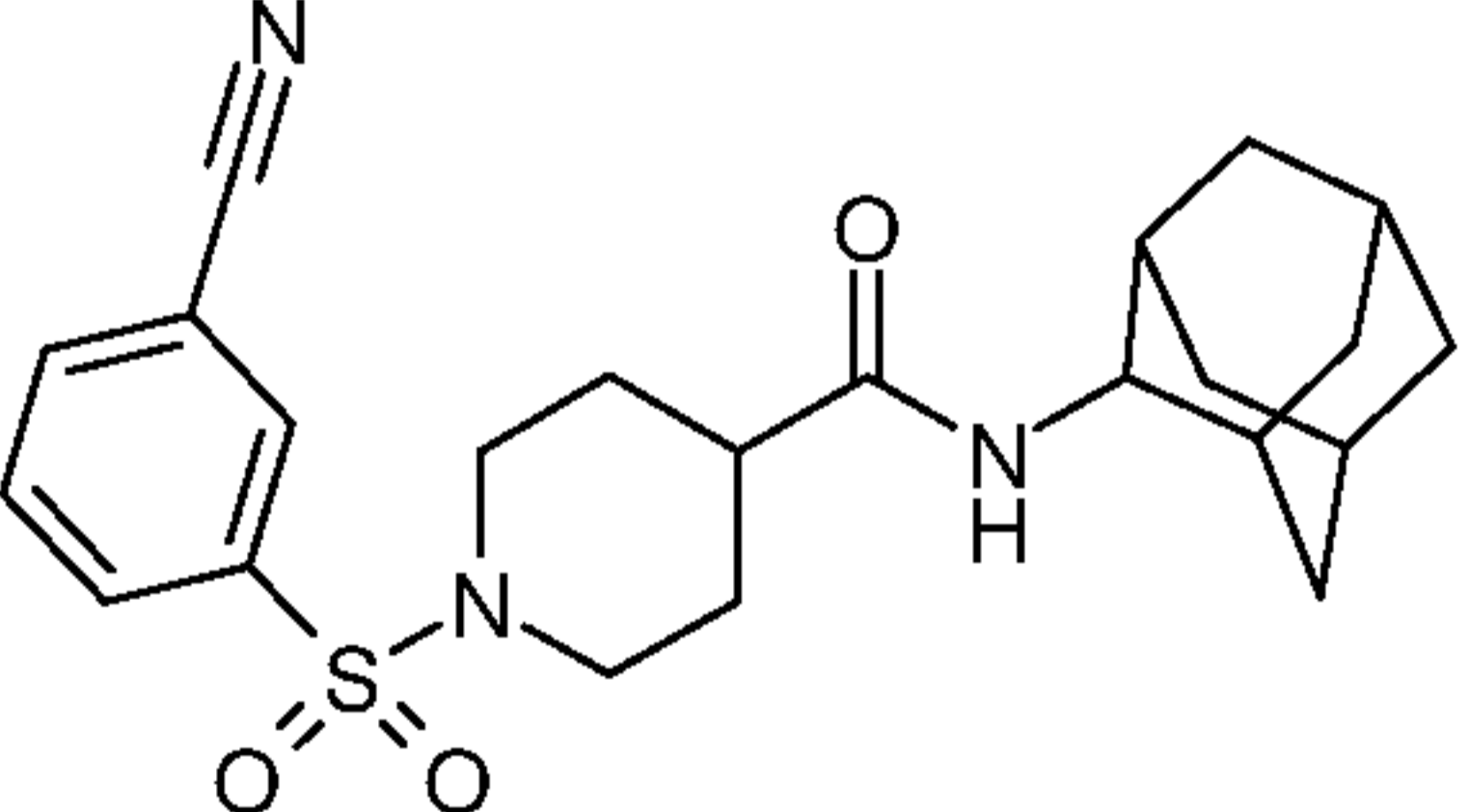
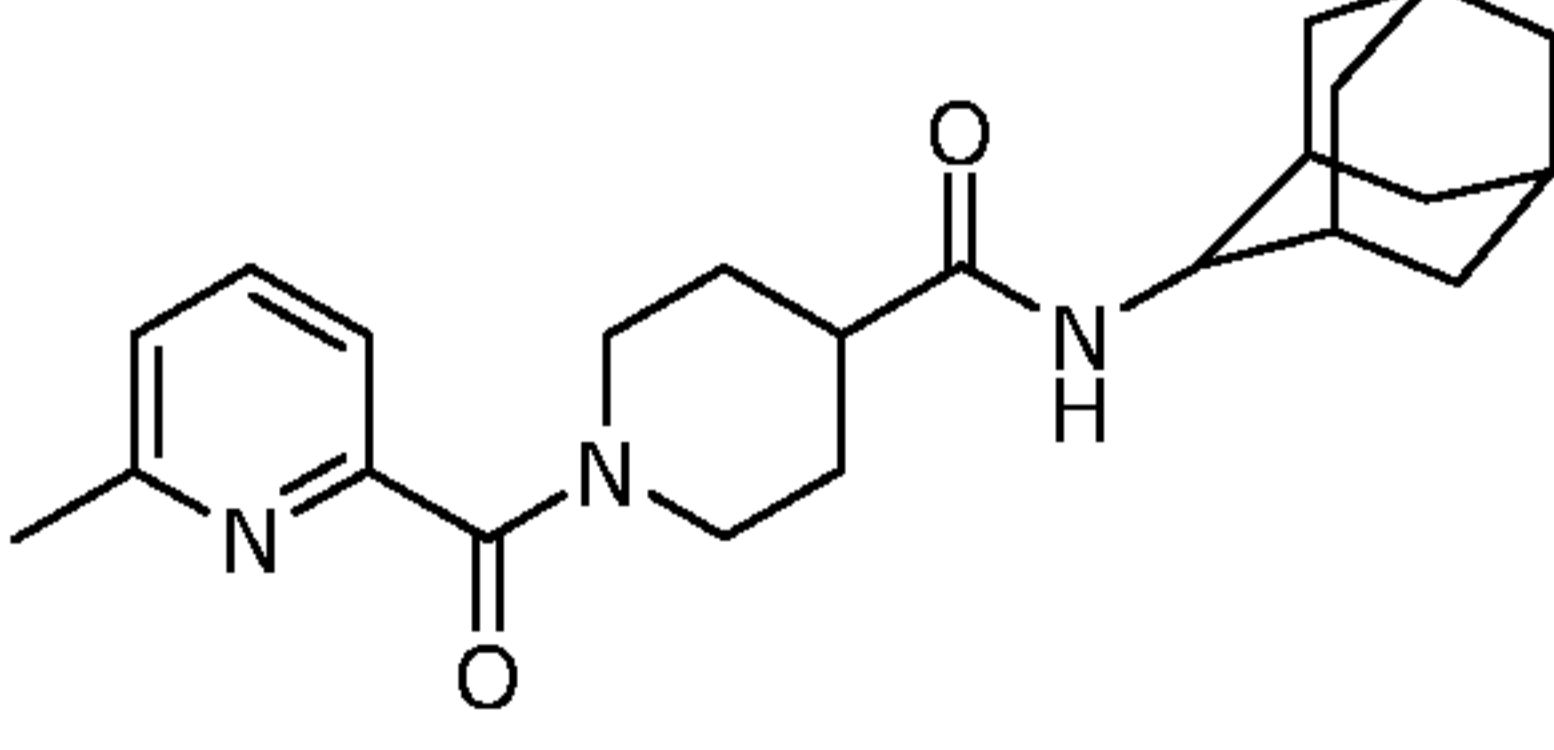
Ex.	Molecule	MW	Iupac	MS-ESI m/z
2-1		459.61	1-(4-Acetylaminobenzene-sulfonyl)-piperidine-4-carboxylic acid adamantan-2-ylamide	460
2-2		470.56	1-(4-Trifluoromethylbenzenesulfonyl)-piperidine-4-carboxylic acid adamantan-2-ylamide	471
2-3		486.56	1-(2-Trifluoromethoxybenzenesulfonyl)-piperidine-4-carboxylic acid adamantan-2-ylamide	487
2-4		462.61	1-(3,4-Dimethoxybenzene-sulfonyl)-piperidine-4-carboxylic acid adamantan-2-ylamide	463
2-5		406.55	1-(1-Methyl-1H-imidazole-4-sulfonyl)-piperidine-4-carboxylic acid adamantan-2-ylamide	407

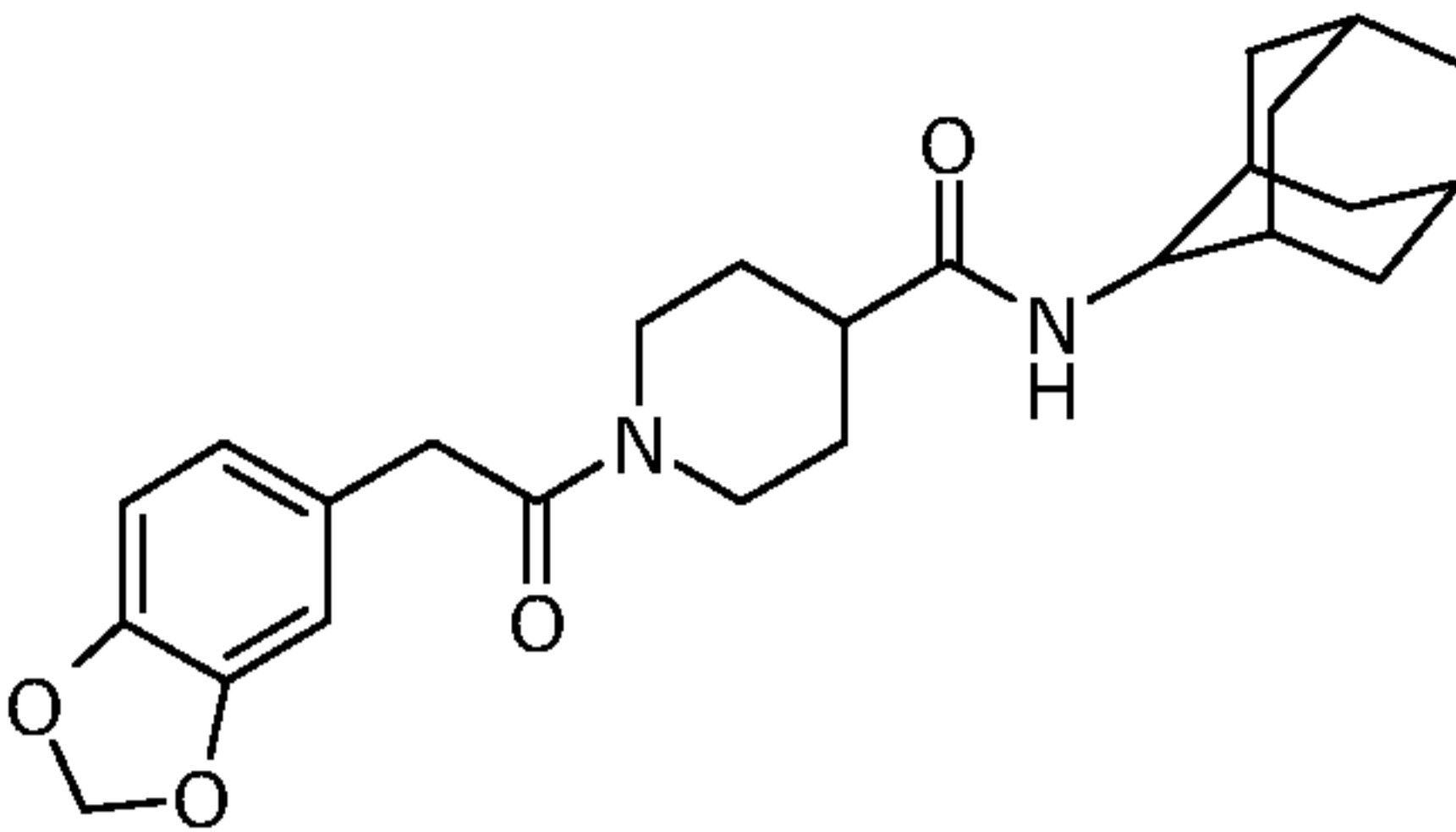
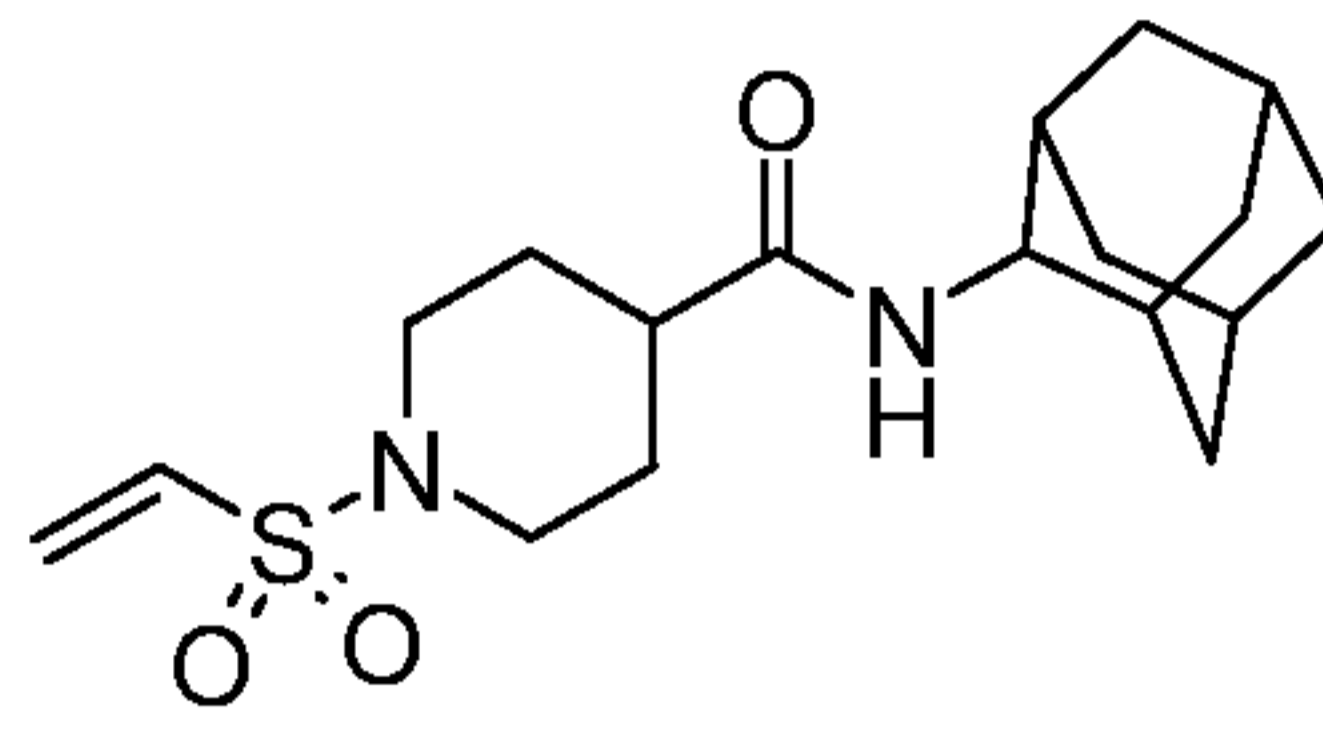
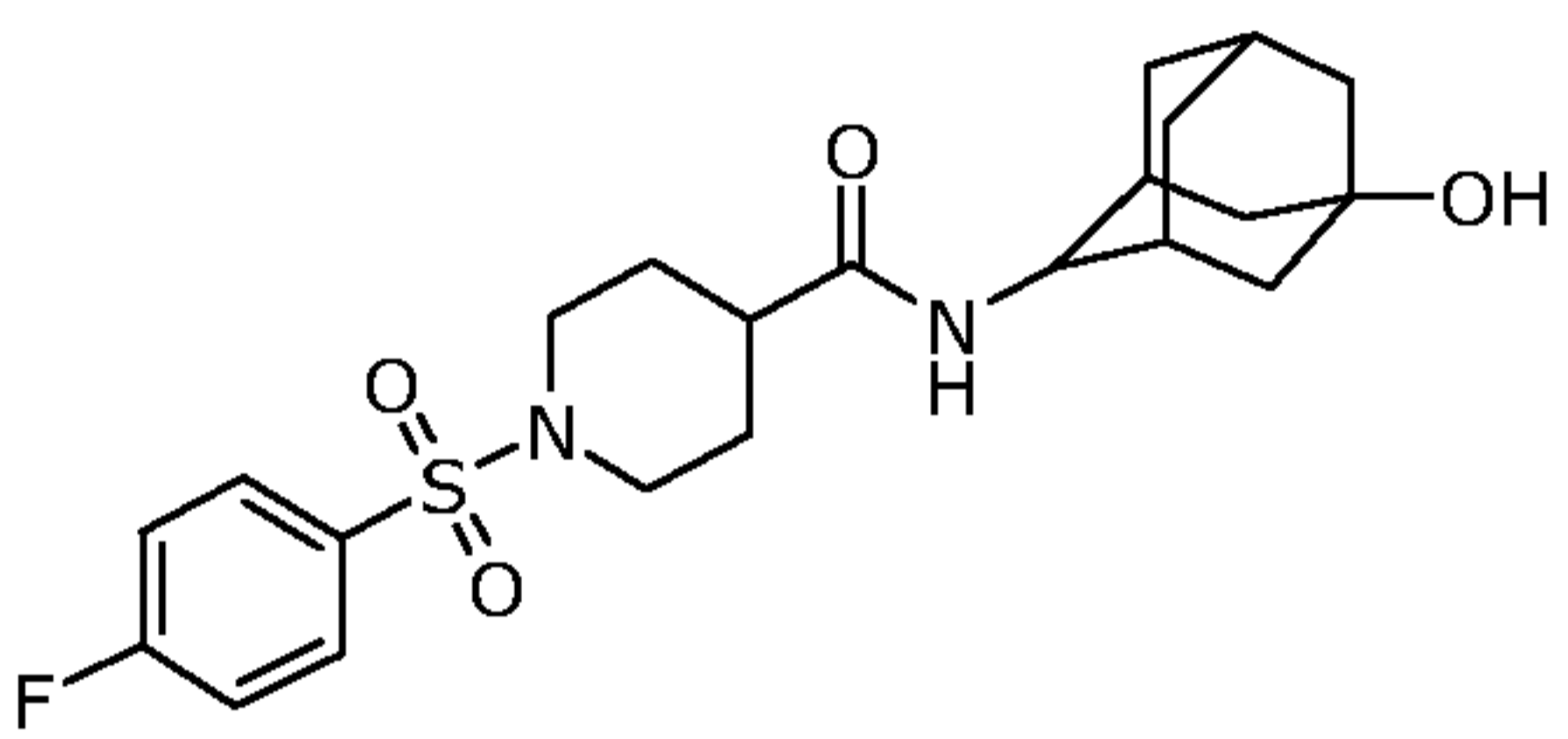
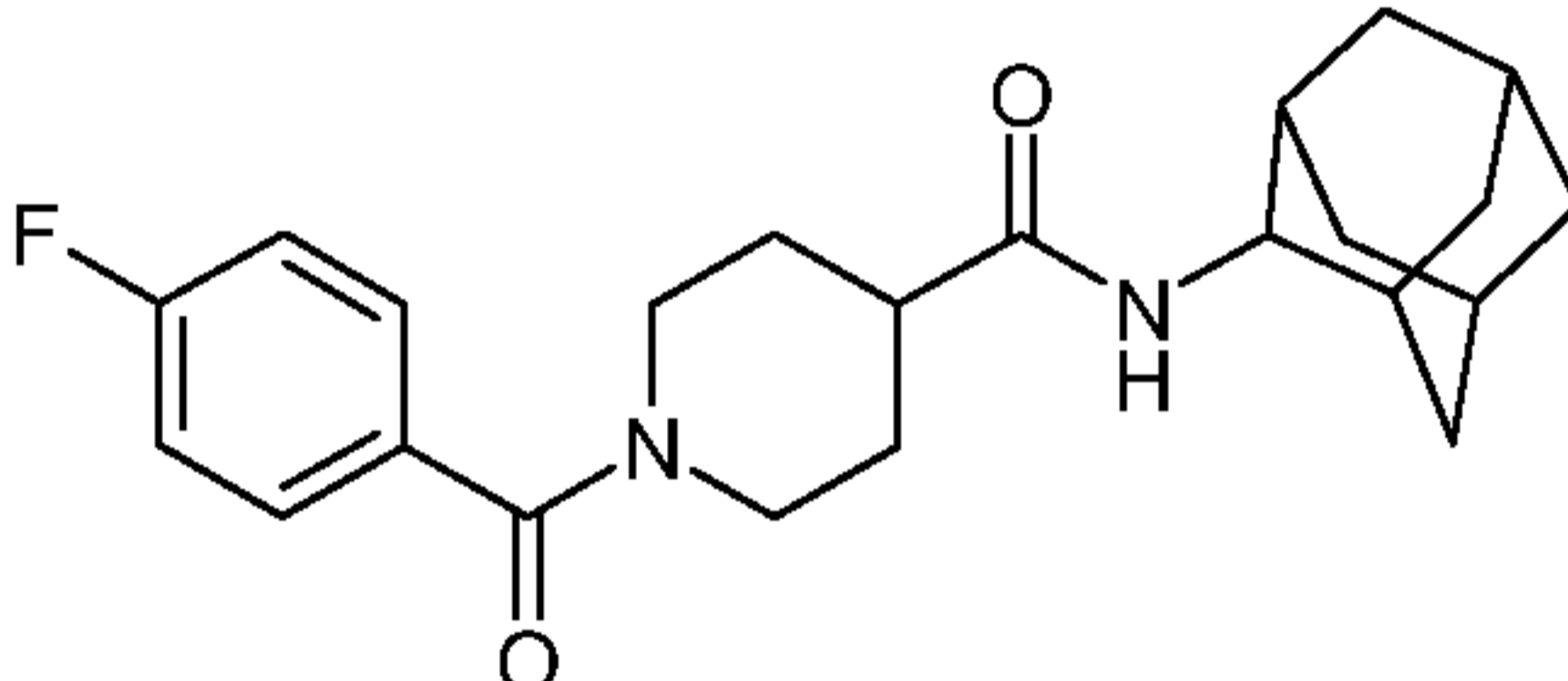
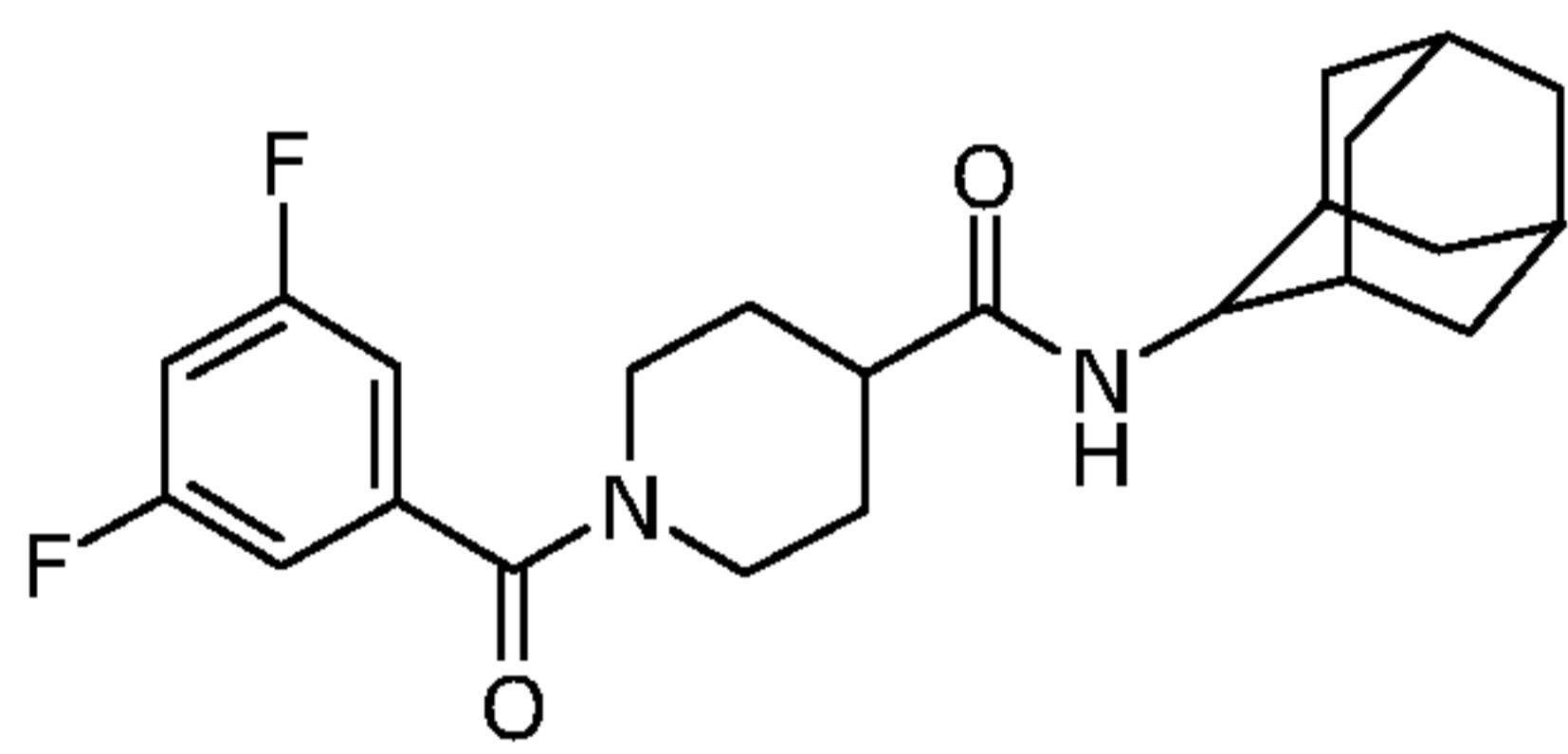
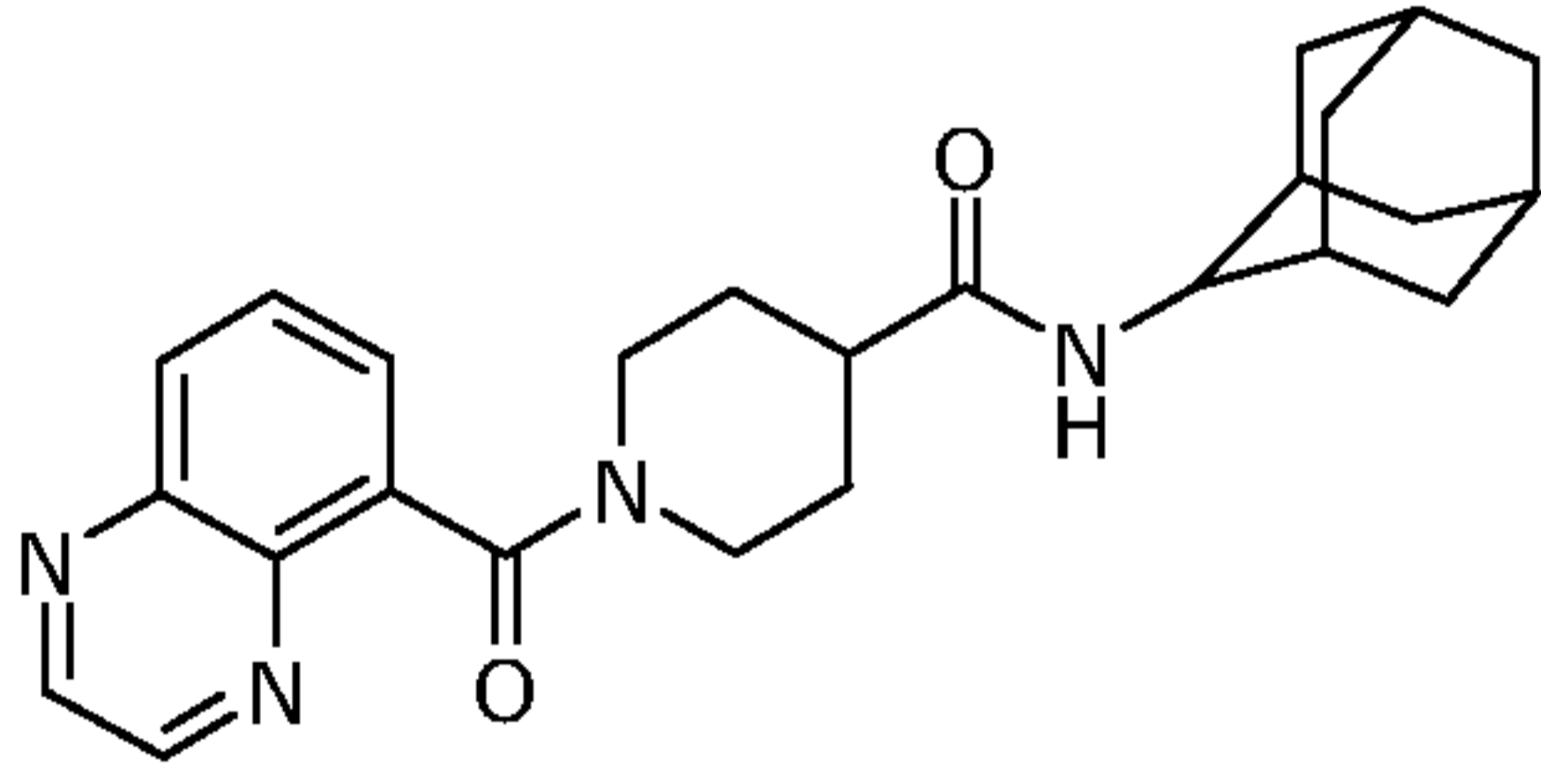
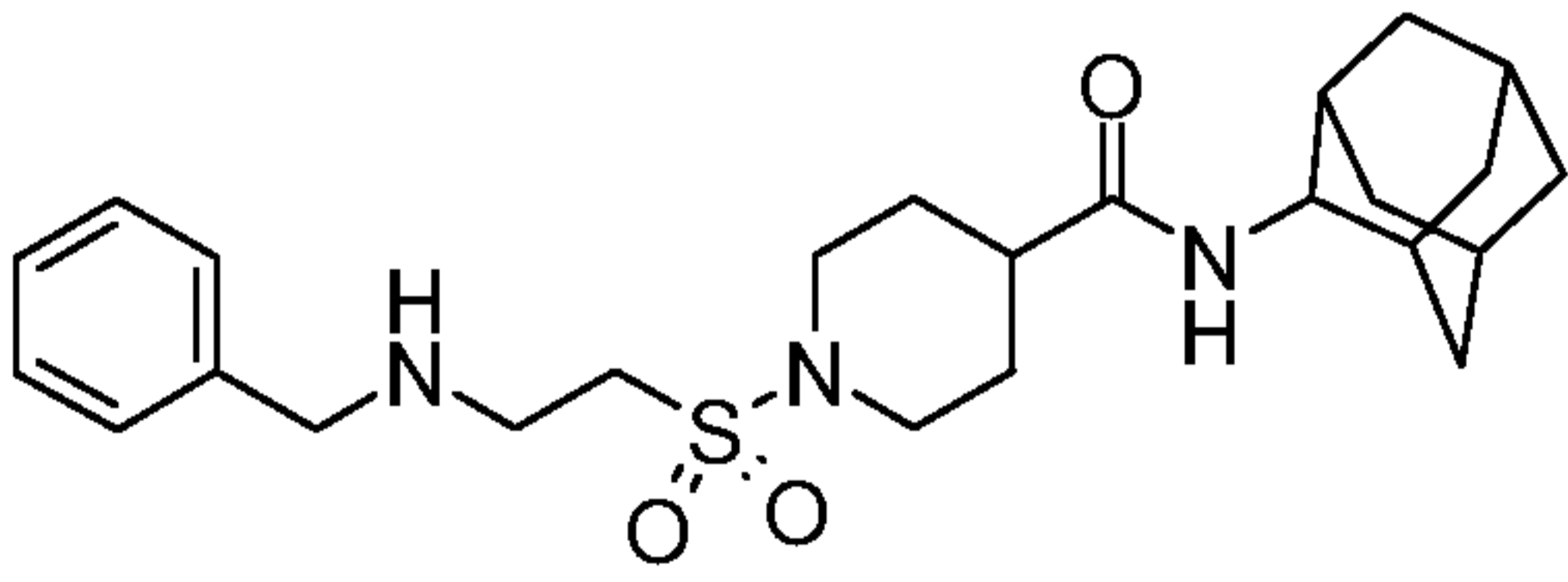
2-6		486.56	1-(4-Trifluoromethoxybenzenesulfonyl)-piperidine-4-carboxylic acid adamantan-2-ylamide	487
2-7		485.67	1-(5-Pyridin-2-ylthiophene-2-sulfonyl)-piperidine-4-carboxylic acid adamantan-2-ylamide	486
2-8		420.58	1-(1,2-Dimethyl-1H-imidazole-4-sulfonyl)-piperidine-4-carboxylic acid adamantan-2-ylamide	421
2-9		470.59	1-(2-Oxo-2H-1-benzopyran-6-sulfonyl)-piperidine-4-carboxylic acid adamantan-2-ylamide	471
2-10		421.56	1-(3,5-Dimethyl-isoxazole-4-sulfonyl)-piperidine-4-carboxylic acid adamantan-2-ylamide	422
2-11		427.57	1-(4-Cyano-benzenesulfonyl)-piperidine-4-carboxylic acid adamantan-2-ylamide	428
2-12		402.56	1-Benzenesulfonyl-piperidine-4-carboxylic acid adamantan-2-ylamide	403
2-13		340.49	1-Methanesulfonyl-piperidine-4-carboxylic acid adamantan-2-ylamide	341

2-14		432.52	1-[2-(2,4-Difluoro-phenyl)-acetyl]-piperidine-4-carboxylic acid (5-hydroxy-adamantan-2-yl)-amide	433
2-15		392.52	1-Benzenesulfonyl-piperidine-4-carboxylic acid (5-hydroxy-bicyclo-[2.2.1]-hept-2-yl)-methylamide	393
2-16		453.00	1-(2-Chloro-benzene-sulfonyl)-piperidine-4-carboxylic acid (5-hydroxy-adamantan-2-yl)-amide	453
2-17		447.60	1-(2-Pyridin-2-yl-ethane-sulfonyl)-piperidine-4-carboxylic acid (5-hydroxy-adamantan-2-yl)-amide	447
2-18		382.53	1-Cyclopropanesulfonyl-piperidine-4-carboxylic acid (5-hydroxy-adamantan-2-yl)-amide	383
2-19		487.45	1-(2,4-Dichloro-benzene-sulfonyl)-piperidine-4-carboxylic acid (5-hydroxy-adamantan-2-yl)-amide	488
2-20		419.55	1-(Pyridine-2-sulfonyl)-piperidine-4-carboxylic acid (5-hydroxy-adamantan-2-yl)-amide	420

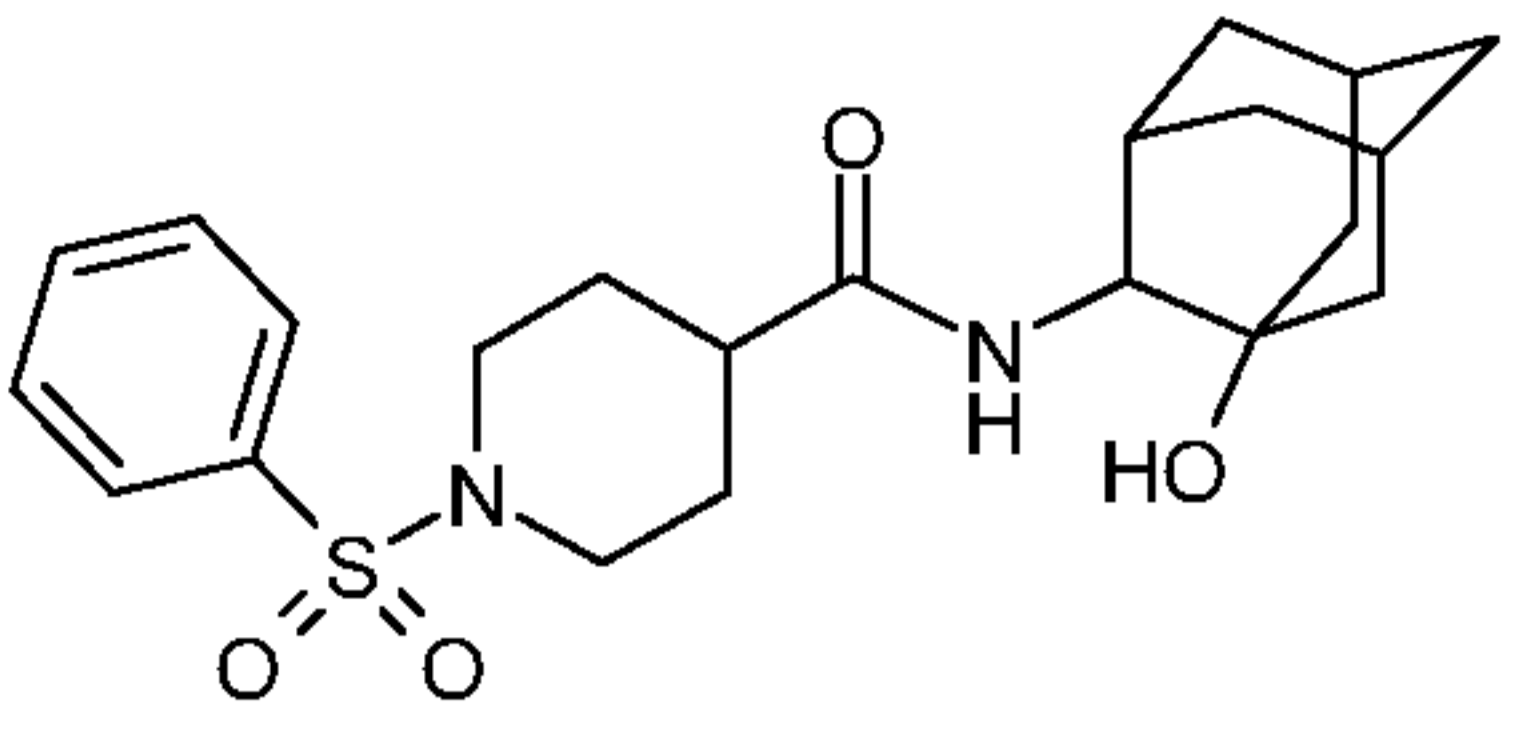
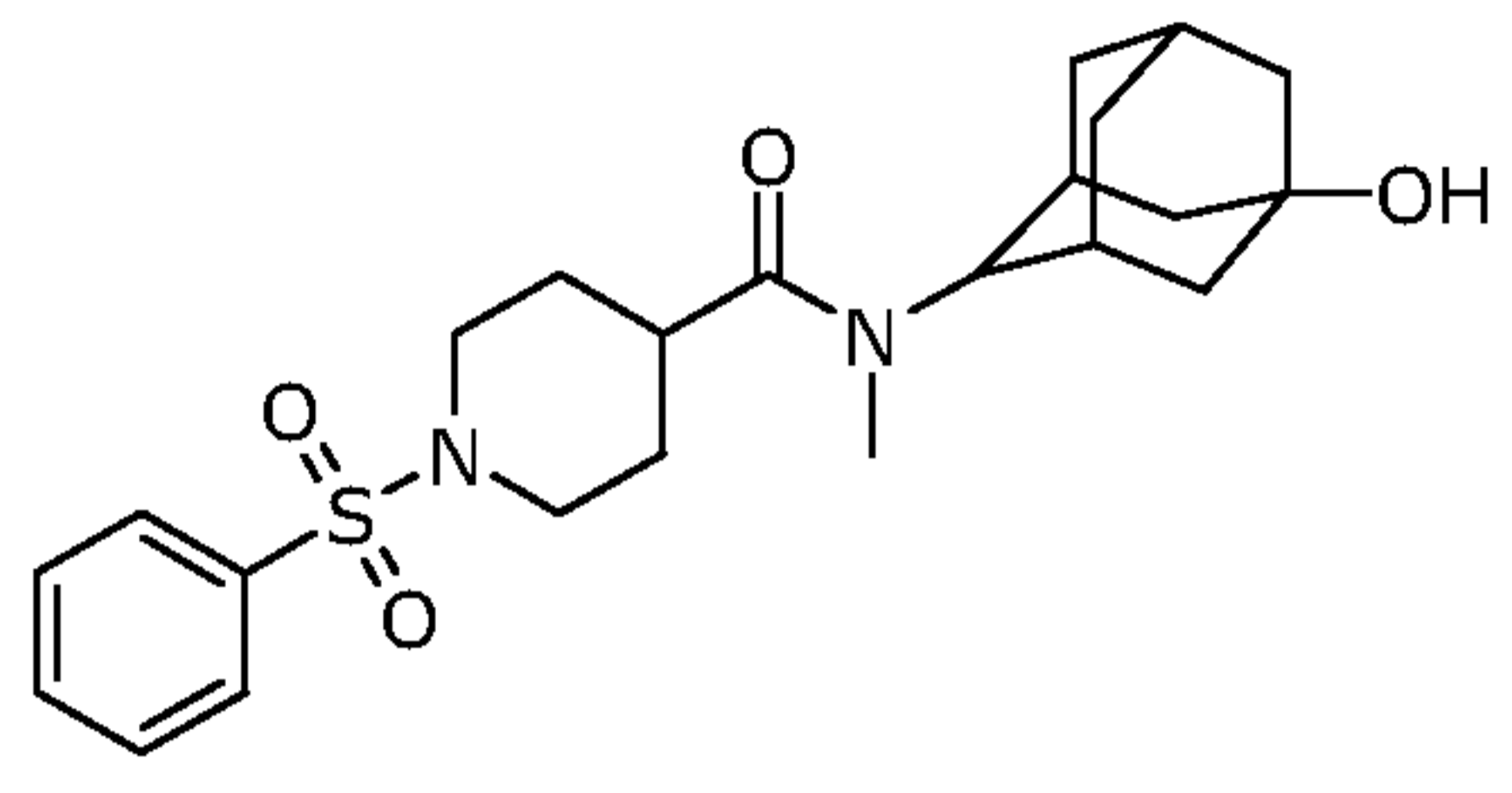
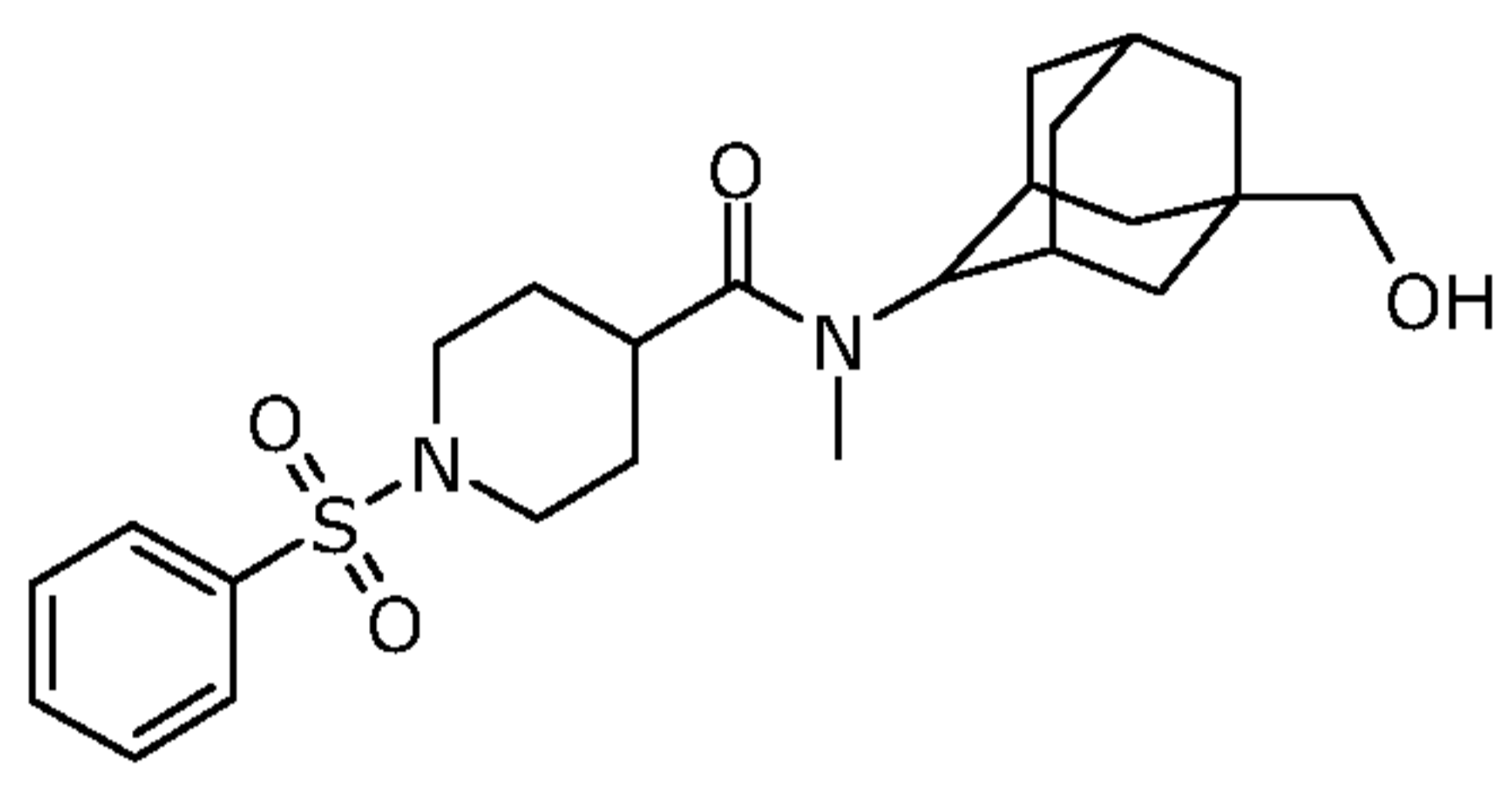
2-21		434.58	1-(5-Fluoro-2-methyl-benzenesulfonyl)-piperidine-4-carboxylic acid adamantan-2-ylamide	435
2-22		422.62	1-(5-Phenyl-pentanoyl)-piperidine-4-carboxylic acid adamantan-2-ylamide	423
2-23		427.57	1-(2-Cyano-benzene-sulfonyl)-piperidine-4-carboxylic acid adamantan-2-ylamide	428
2-24		417.56	1-(Isoquinoline-1-carbonyl)-piperidine-4-carboxylic acid adamantan-2-ylamide	418
2-25		386.58	1-(2-Cyclohexyl-acetyl)-piperidine-4-carboxylic acid adamantan-2-ylamide	387
2-26		453.61	1-(Quinoline-8-sulfonyl)-piperidine-4-carboxylic acid adamantan-2-ylamide	454
2-27		470.56	1-(2-Trifluoromethyl-benzenesulfonyl)-piperidine-4-carboxylic acid adamantan-2-ylamide	471

2-28		455.00	1-(2-Chloro-4-fluoro-benzenesulfonyl)-piperidine-4-carboxylic acid adamantan-2-yl-amide	455
2-29		438.54	1-(2,4-Difluoro-benzenesulfonyl)-piperidine-4-carboxylic acid adamantan-2-ylamide	438
2-30		450.58	1-(4-Fluoro-benzenesulfonyl)-4-methyl-piperidine-4-carboxylic acid (5-hydroxy-adamantan-2-yl)-amide	451
2-31		344.50	1-Cyclobutanecarbonyl-piperidine-4-carboxylic acid adamantan-2-yl-amide	345
2-32		416.52	1-[2-(3,4-Difluoro-phenyl)-acetyl]-piperidine-4-carboxylic acid adamantan-2-ylamide	417
2-33		420.55	1-(4-Fluoro-benzenesulfonyl)-piperidine-4-carboxylic acid adamantan-2-ylamide	421
2-34		344.50	1-(2-Cyclopropyl-acetyl)-piperidine-4-carboxylic acid adamantan-2-yl-amide	345

2-35		358.41	1-(2,2,2-Trifluoro-acetyl)-piperidine-4-carboxylic acid adamantan-2-yl-amide	359
2-36		432.59	1-Benzenesulfonyl-piperidine-4-carboxylic acid (5-hydroxymethyl-adamantan-2-yl)-amide	433
2-37		430.98	1-[2-(4-Chloro-phenoxy)-acetyl]-piperidine-4-carboxylic acid adamantan-2-ylamide	431
2-38		418.56	1-Benzenesulfonyl-piperidine-4-carboxylic acid (5-hydroxy-adamantan-2-yl)-amide	419
2-39		410.54	1-[(E)-3-(4-Fluoro-phenyl)-acryloyl]-piperidine-4-carboxylic acid adamantan-2-ylamide	411
2-40		427.57	1-(3-Cyano-benzene-sulfonyl)-piperidine-4-carboxylic acid adamantan-2-ylamide	428
2-41		381.52	1-(6-Methyl-pyridine-2-carbonyl)-piperidine-4-carboxylic acid adamantan-2-ylamide	382

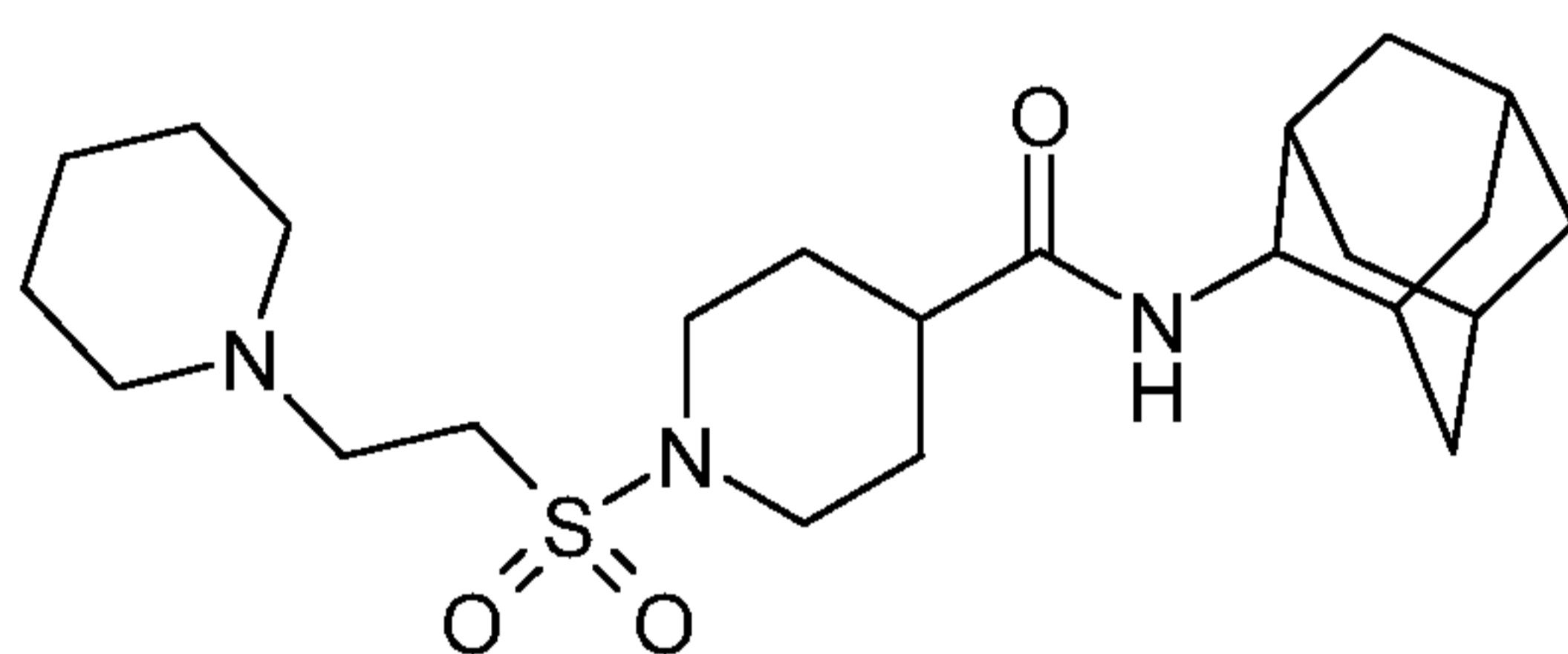
2-42		424.54	1-(2-Benzo[1,3]dioxol-5-yl-acetyl)-piperidine-4-carboxylic acid adamantan-2-ylamide	425
2-43		352.50	1-Ethenesulfonyl-piperidine-4-carboxylic acid adamantan-2-ylamide	353
2-44		436.55	1-(4-Fluoro-benzene-sulfonyl)-piperidine-4-carboxylic acid (5-hydroxy-adamantan-2-yl)-amide	437
2-45		384.50	1-(4-Fluoro-benzoyl)-piperidine-4-carboxylic acid adamantan-2-ylamide	385
2-46		402.49	1-(3,5-Difluoro-benzoyl)-piperidine-4-carboxylic acid adamantan-2-ylamide	403
2-47		418.54	1-(Quinoxaline-5-carbonyl)-piperidine-4-carboxylic acid adamantan-2-ylamide	419
2-48		459.66	1-(2-Benzylamino-ethane-sulfonyl)-piperidine-4-carboxylic acid adamantan-2-ylamide	460

2-49		401.94	1-(6-Chloro-pyridine-3-carbonyl)-piperidine-4-carboxylic acid adamantan-2-ylamide	402
2-50		412.58	1-[3-(3,5-Dimethyl-1H-pyrazol-4-yl)-propionyl]-piperidine-4-carboxylic acid adamantan-2-ylamide	413
2-51		390.55	(1-Benzenesulfonyl-piperidin-4-yl)-(octahydroquinolin-1-yl)-methanone	391
2-52		334.46	1-(2-Methoxy-acetyl)-piperidine-4-carboxylic acid adamantan-2-ylamide	335
2-53		453.65	1-[2-(4-Hydroxy-piperidin-1-yl)-ethanesulfonyl]-piperidine-4-carboxylic acid adamantan-2-ylamide	454
2-54		376.52	(3-Aza-bicyclo[3.2.2]non-3-yl)-(1-benzenesulfonyl-piperidin-4-yl)-methanone	377
2-55		402.56	(4-Aza-tricyclo-[4.3.1.1-{3,8}]undec-4-yl)-(1-benzenesulfonyl-piperidin-4-yl)-methanone	403

2-56		418.56	1-Benzenesulfonyl-piperidine-4-carboxylic acid (1-hydroxy-adamantan-2-yl)-amide	419
2-57		432.59	1-Benzenesulfonyl-piperidine-4-carboxylic acid (5-hydroxy-adamantan-2-yl)-methyl-amide	433
2-58		446.61	1-Benzenesulfonyl-piperidine-4-carboxylic acid (5-hydroxymethyl-adamantan-2-yl)-methyl-amide	447

Example 3 (General Procedure (G))

1-(2-Piperidin-1-yl-ethanesulfonyl)-piperidine-4-carboxylic acid adamantan-2-ylamide



- 5 To a solution of piperidine-4-carboxylic acid adamantan-2-ylamide trifluoroacetate (150 mg, 0.4 mmol) in DCM (1.5 mL) and DIPEA (1.5 mL) was added with stirring 2-chloroethanesulphonyl chloride (97 mg, 0.6 mmol), when addition was complete the mixture was stirred for 16 hrs at ambient temperature. The volatiles were removed by evaporation and the residue dissolved in DCM (1 mL) and 2-propanol (1 mL), LiClO₄ (212 mg, 2 mmol) was
- 10 added and the mixture heated at 100 °C under microwave irradiation for 1 h. The solvents were evaporated and the residue dissolved in acetonitrile (2 mL) and purified by preparative HPLC (method 3). The pooled product fractions were evaporated and the residue dissolved in 1M hydrochloric acid (1 mL), the volatiles were evaporated and the residue dried to afford
- 15 26 mg of 1-(2-piperidin-1-yl-ethanesulfonyl)-piperidine-4-carboxylic acid adamantan-2-ylamide hydrochloride.

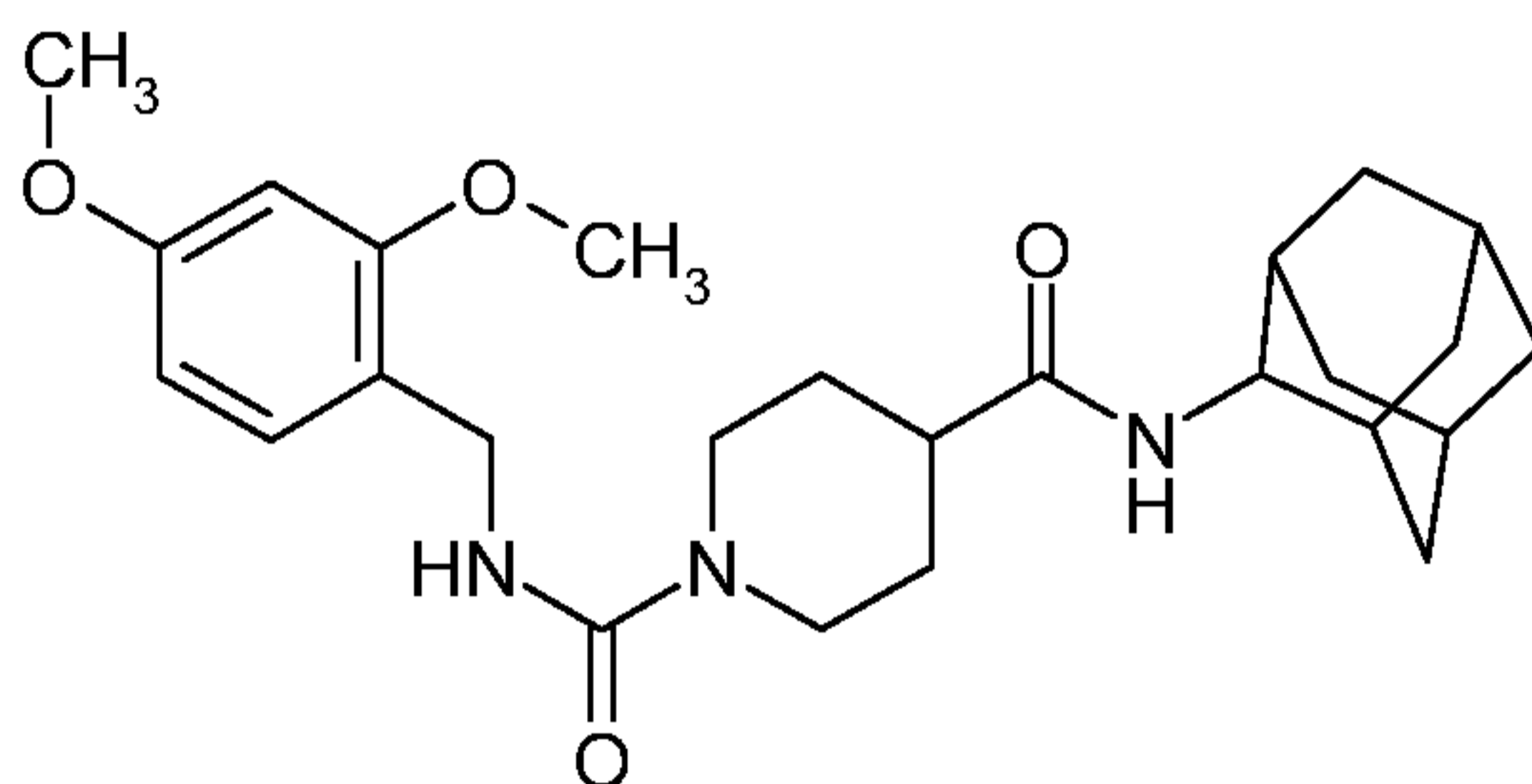
^1H NMR (300 MHz, $\text{DMSO-}d_6$) δ 1.46-1.84 (m, 22H), 1.93-2.01 (m, 2H), 2.41-2.45 (m, 1H), 2.80-2.96 (m, 4H), 3.40-3.53 (m, 3H), 3.59-3.65 (m, 4H), 3.80-3.82 (m, 1H), 7.71 (bd, 1H), 10.11 (bs, 1H).

HPLC-MS (Method 1): t_r = 1.42 min, $(\text{M}+1)^+$ (calcd) 438, $(\text{M}+1)^+$ (found) 438.

5

Example 4 (General Procedure (H))

Piperidine-1,4-dicarboxylic acid 4-adamantan-2-ylamide 1-(2,4-dimethoxy-benzylamide)



To an ice cold solution of piperidine-4-carboxylic acid adamantan-2-ylamide (100 mg, 0.4 mmol) in DCM (1.5 mL) and DIPEA (66 μL , 0.4 mmol) was added with stirring triphosgene (36 mg, 0.12 mmol) upon completion the mixture allowed to warm to ambient temperature and stirred a further 30 min before 2,4-dimethoxybenzylamine (67 mg, 0.4 mmol) was added and the mixture stirred for 16 hrs at ambient temperature. The volatiles were removed by evaporation and the residue was purified by preparative HPLC (method 3).

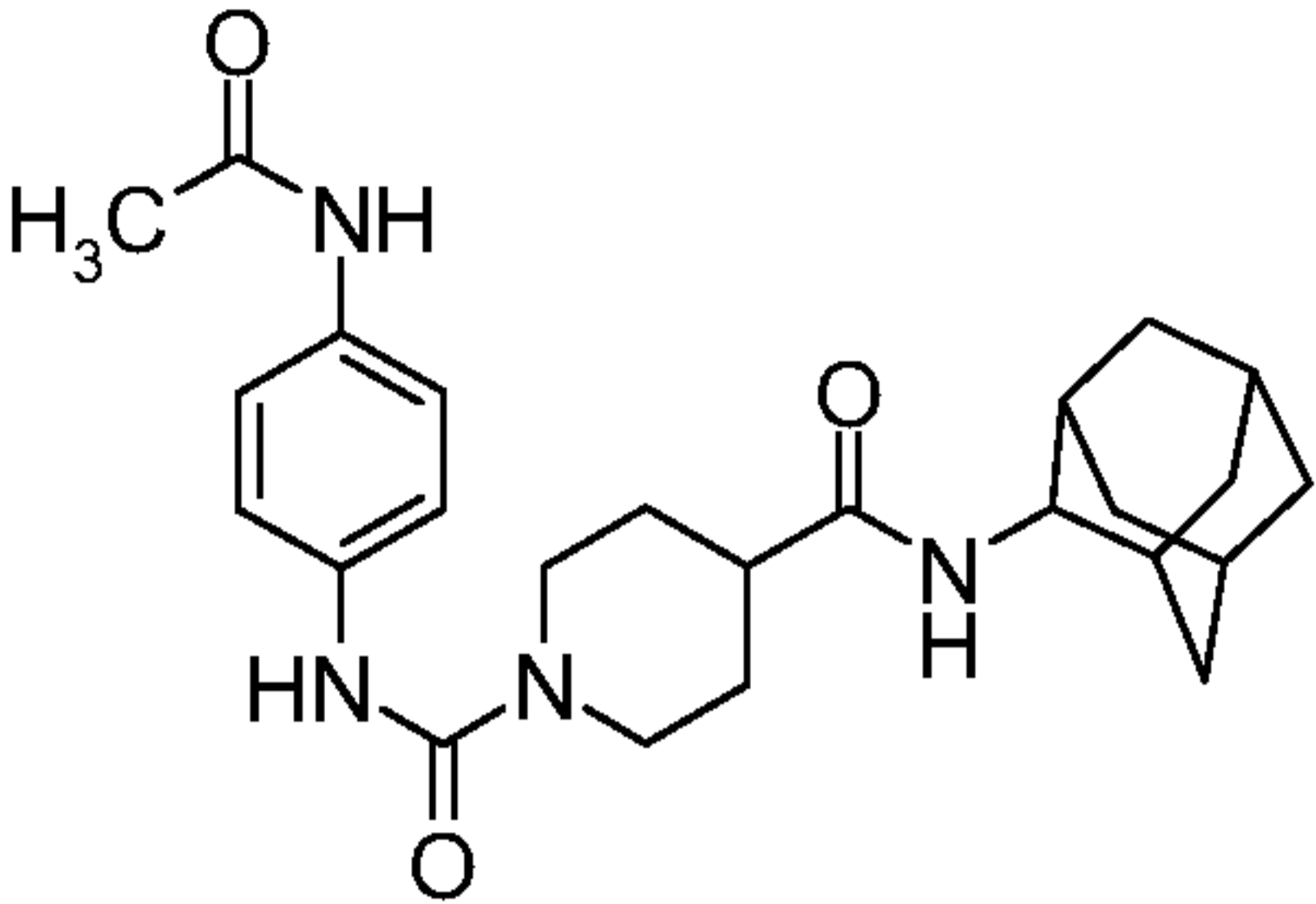
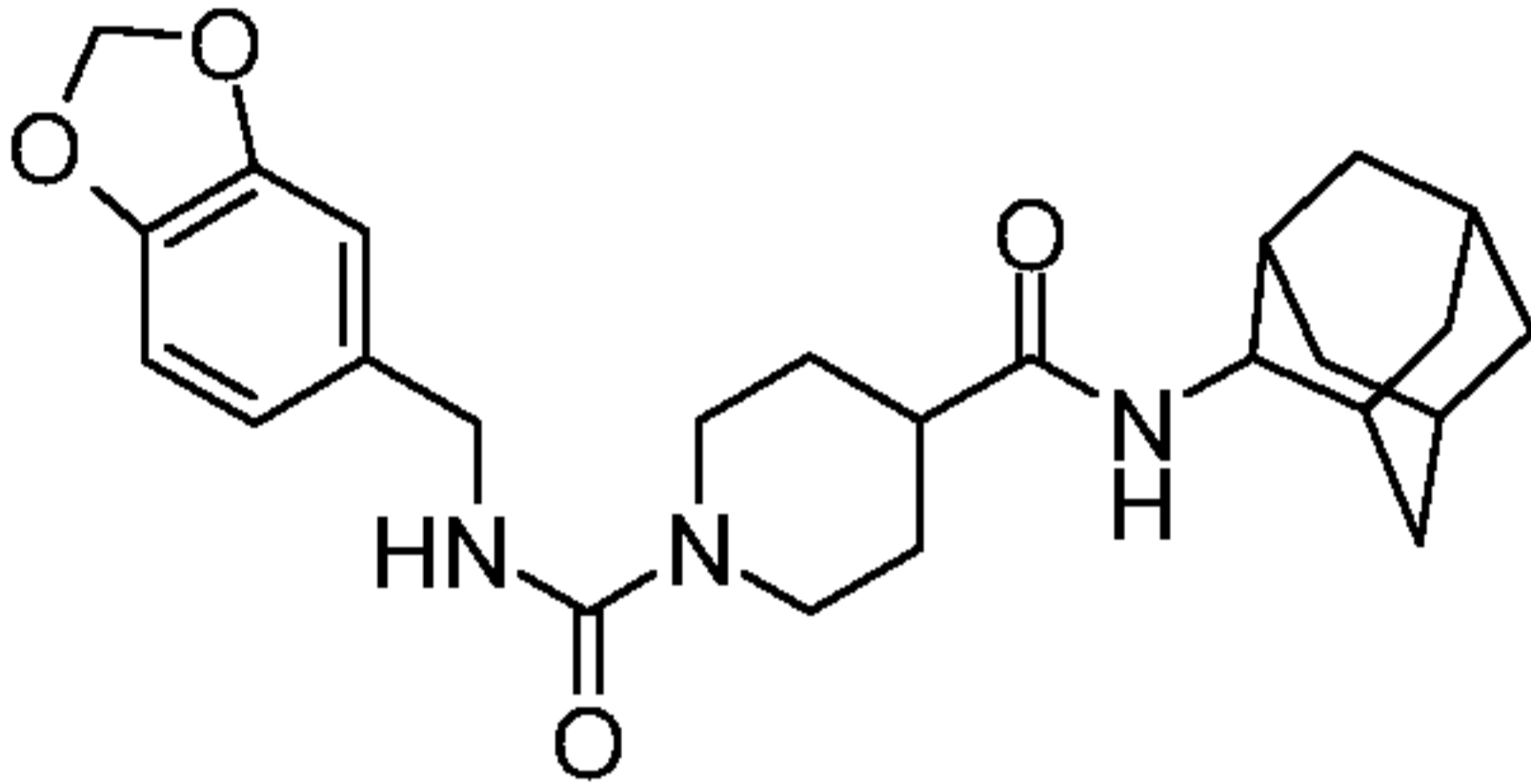
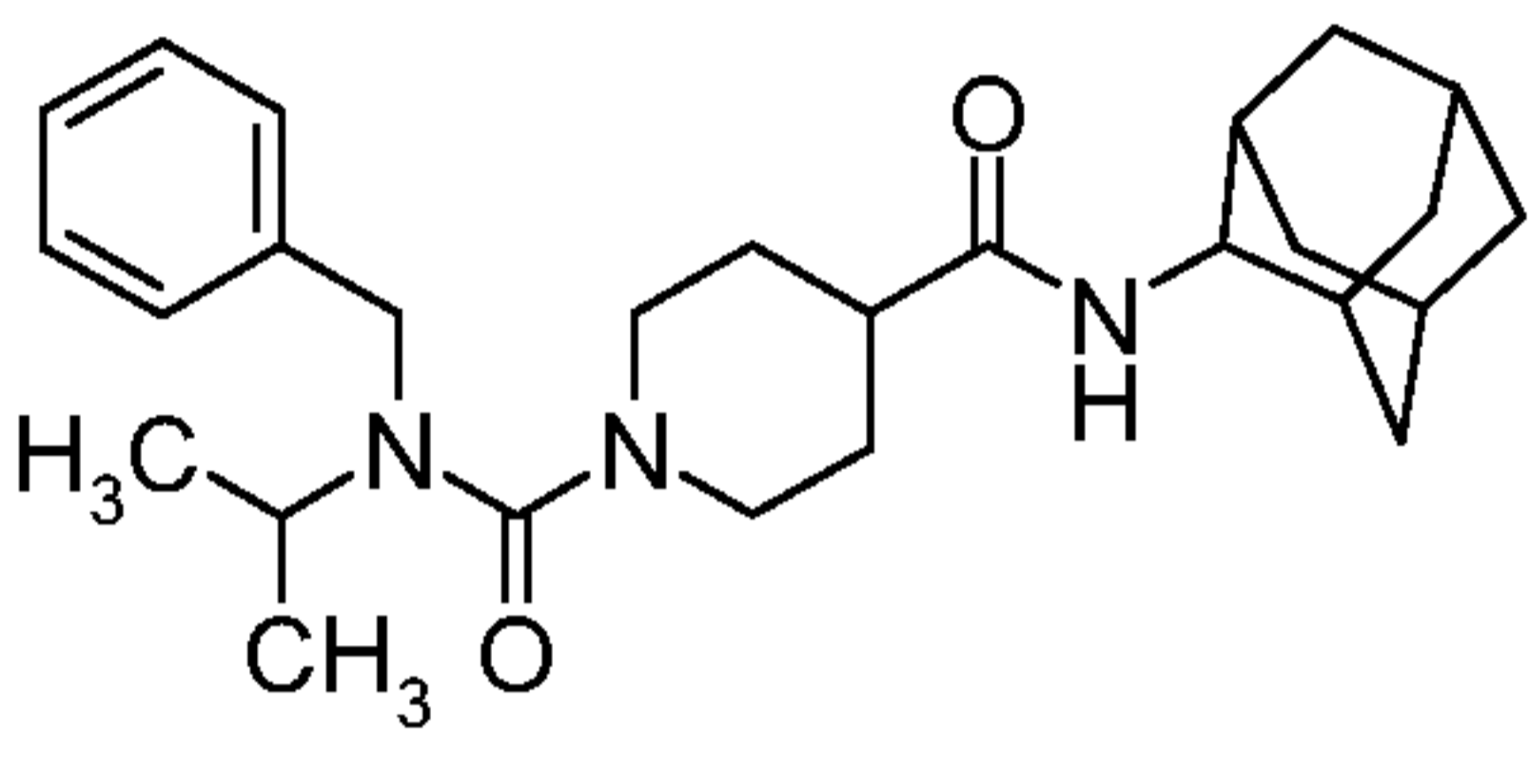
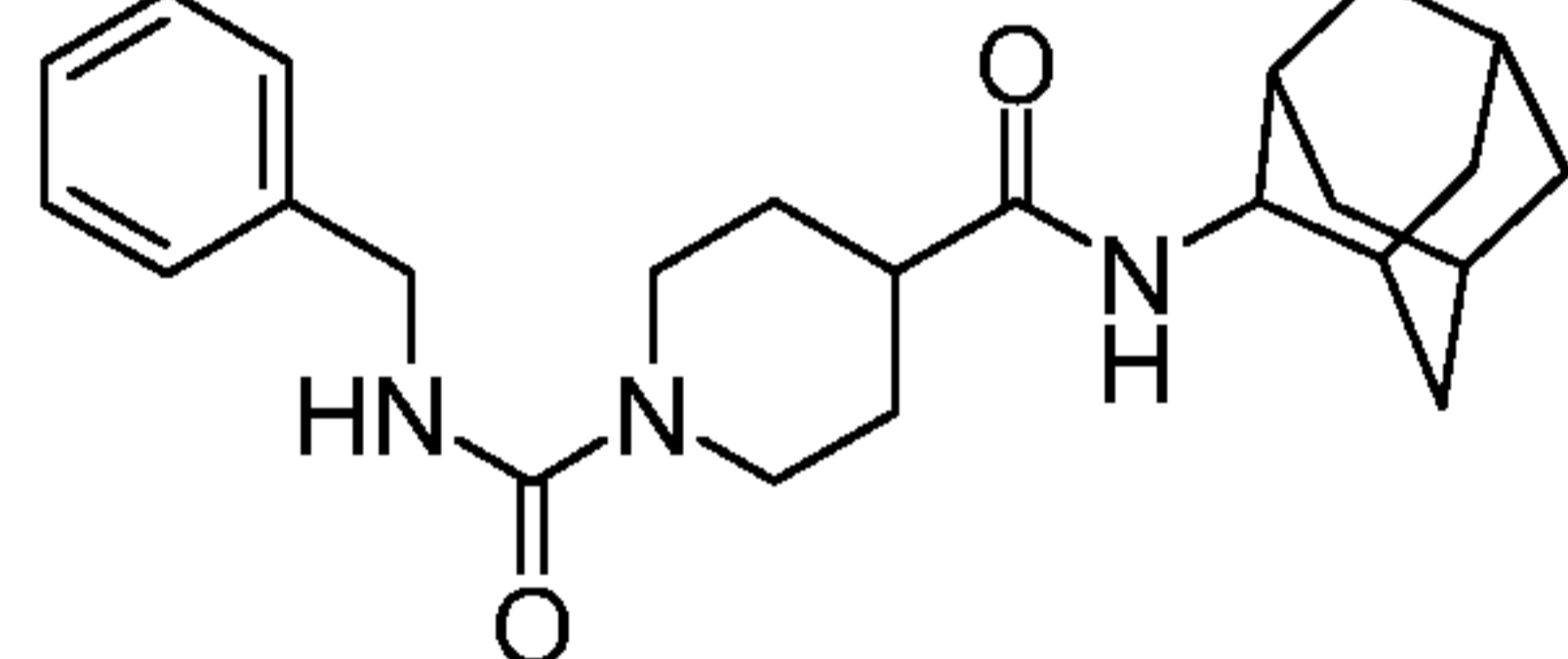
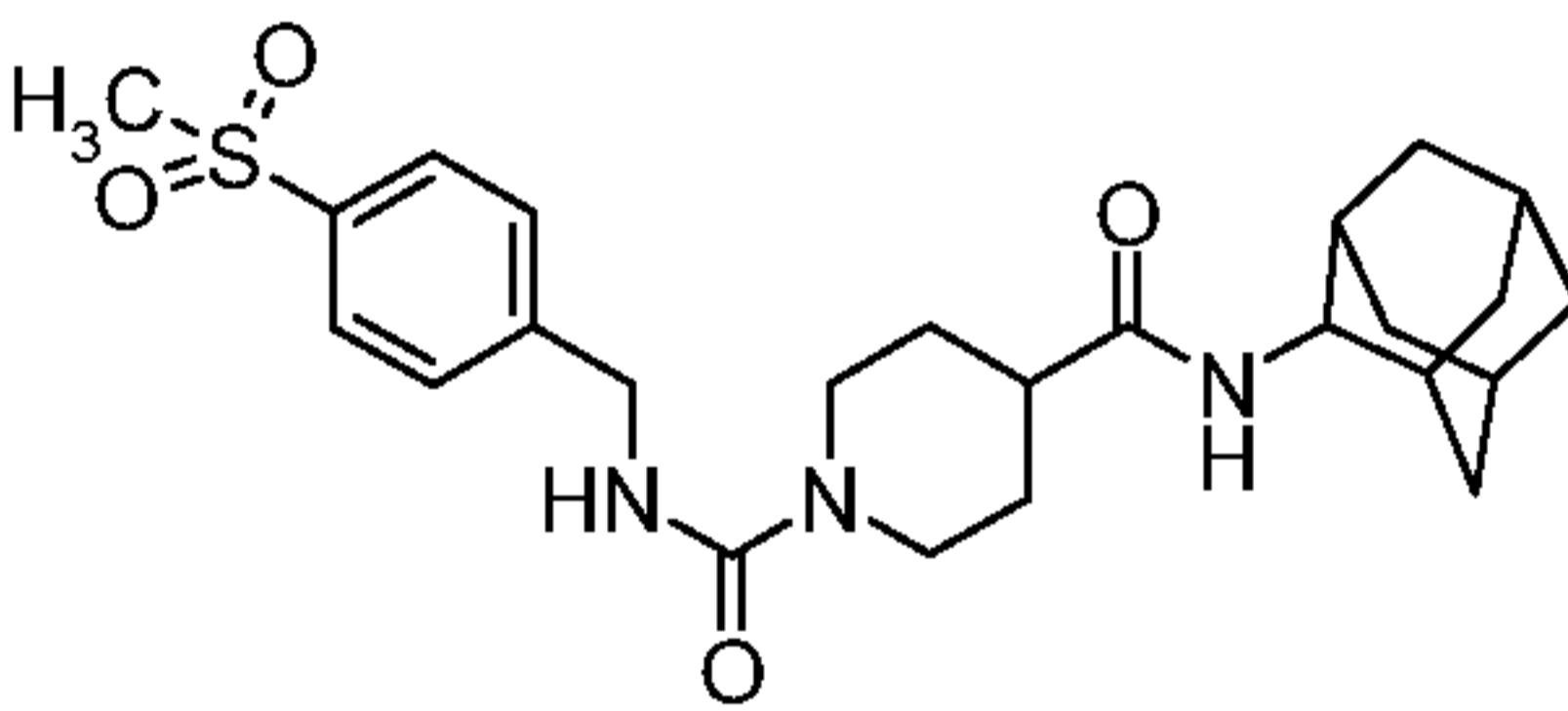
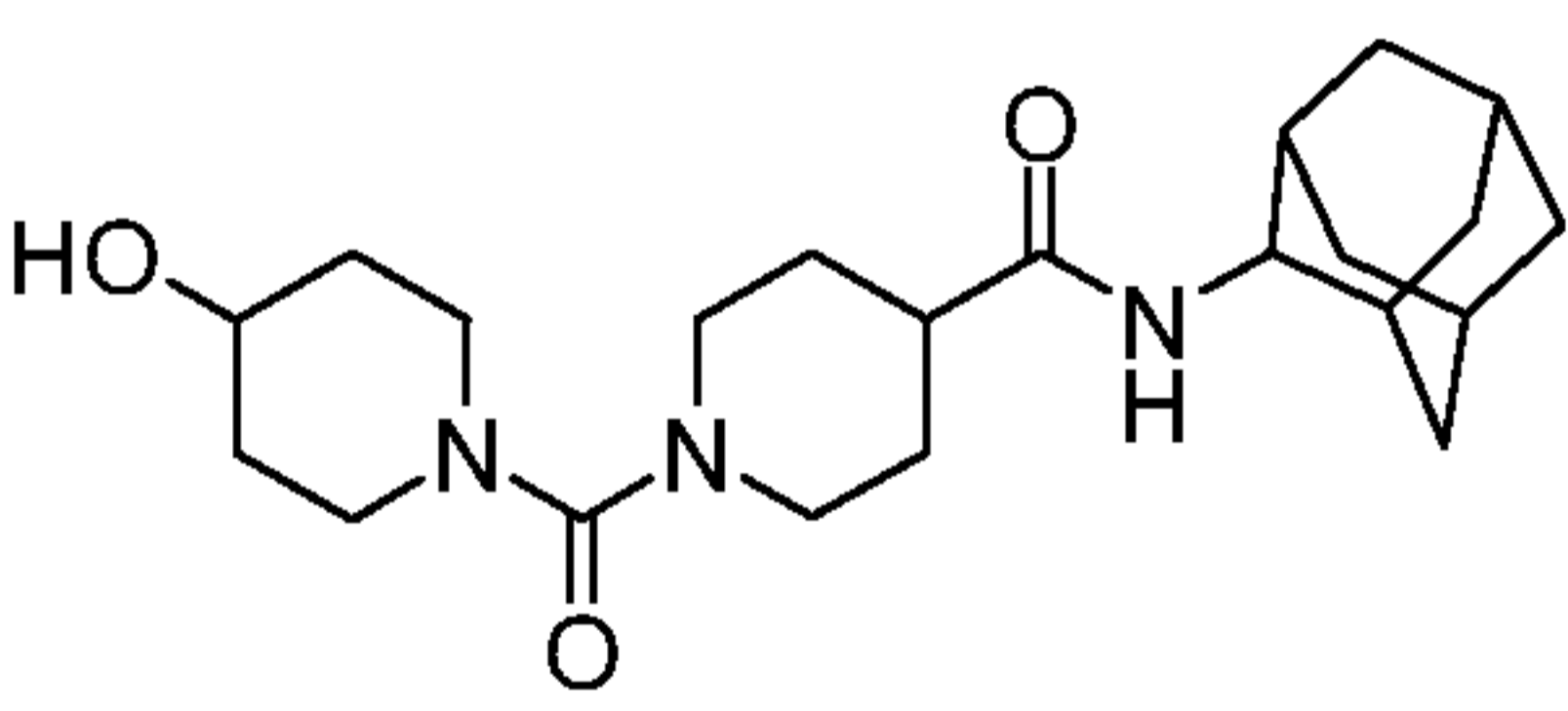
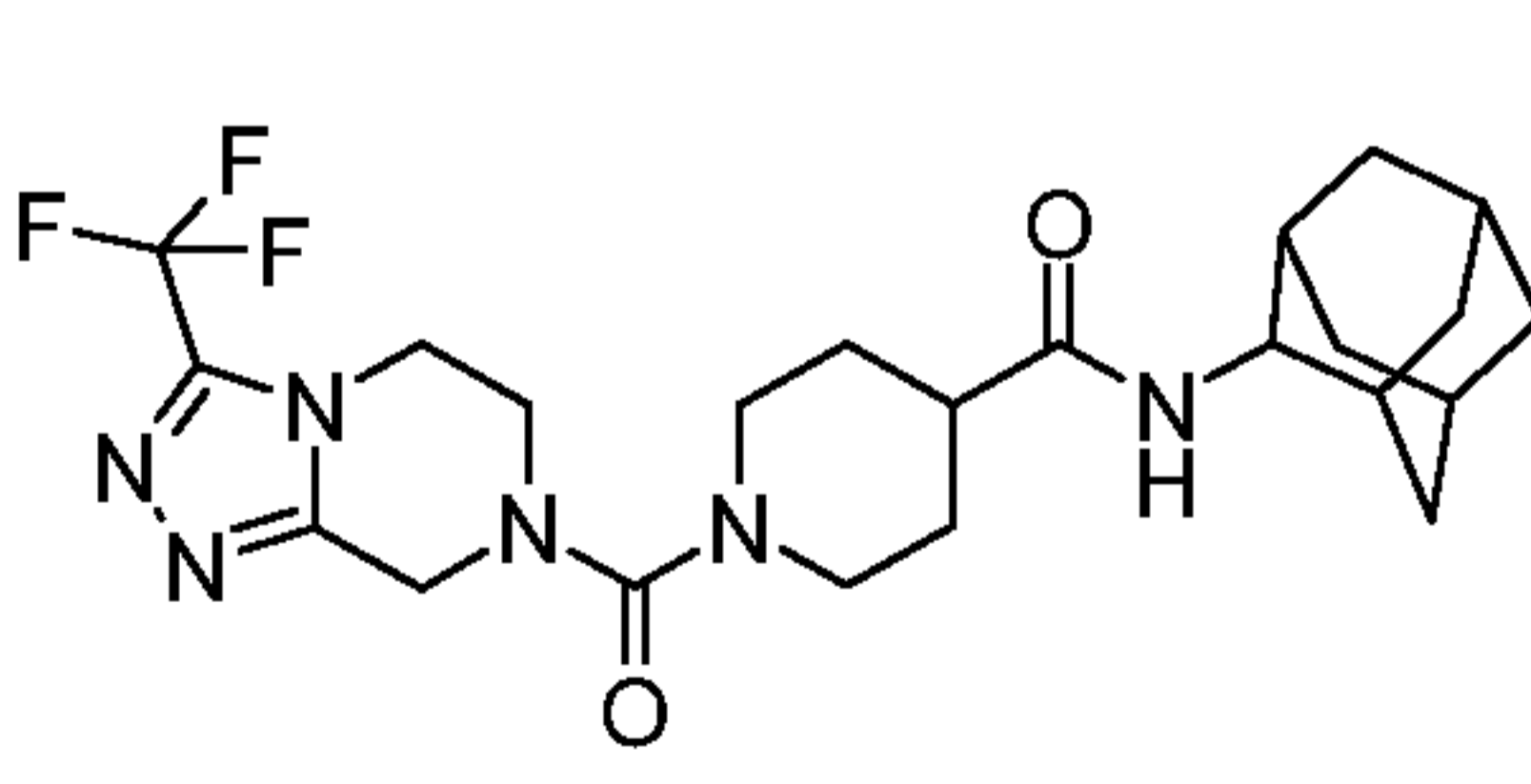
The pooled product fractions were evaporated and dried to afford 27 mg of piperidine-1,4-dicarboxylic acid 4-adamantan-2-ylamide 1-(2,4-dimethoxy-benzylamide).

^1H NMR (300 MHz, CDCl_3) δ 1.60-1.89 (m, 18H), 2.22-2.28 (m, 1H), 2.77-2.84 (m, 2H), 3.79 (s, 3H), 3.83 (s, 3H), 3.95-4.04 (m, 3H), 4.33 (s, 2H), 4.94 (bs, 1H), 5.76 (bd, 1H), 6.42-6.45 (m, 2H), 7.21 (d, 1H).

HPLC-MS (Method 1): t_r = 2.19 min, $(\text{M}+1)^+$ (calcd) 456, $(\text{M}+1)^+$ (found) 456.

The following examples were synthesised employing a similar method to the one described in example 4 above:

Ex.	Molecule	MW	Iupac	MS-ESI m/z

4-1		438.57	Piperidine-1,4-dicarboxylic acid 1-[(4-acetylaminophenyl)-amide] 4-adamantan-2-ylamide	439
4-2		439.56	Piperidine-1,4-dicarboxylic acid 1-[(1,3-benzodioxol-5-ylmethyl)-amide] 4-adamantan-2-ylamide	440
4-3		437.63	Piperidine-1,4-dicarboxylic acid 1-(benzyl-isopropylamide) 4-adamantan-2-ylamide	438
4-4		395.55	Piperidine-1,4-dicarboxylic acid 1-benzylamide 4-adamantan-2-ylamide	396
4-5		473.64	Piperidine-1,4-dicarboxylic acid 1-(4-methanesulfonylbenzylamide) 4-adamantan-2-ylamide	474
4-6		389.54	1-(4-Hydroxy-piperidine-1-carbonyl)-piperidine-4-carboxylic acid adamantan-2-ylamide	390
4-7		480.54	1-(3-Trifluoromethyl-5,6-dihydro-8H-1,2,4-triazolo[4,3-a]pyrazine-7-carbonyl)-piperidine-4-carboxylic acid adamantan-2-ylamide	481

4-8		445.61	1-[4-(Adamantan-2-ylcarbamoyl)-piperidine-1-carbonyl]-piperidine-4-carboxylic acid ethyl ester	446
4-9		403.57	1-(4-Methoxy-piperidine-1-carbonyl)-piperidine-4-carboxylic acid adamantan-2-ylamide	404
4-10		417.55	1-[4-(Adamantan-2-ylcarbamoyl)-piperidine-1-carbonyl]-piperidine-4-carboxylic acid	418
4-11		407.99	1-(4-Chloro-piperidine-1-carbonyl)-piperidine-4-carboxylic acid adamantan-2-ylamide	408
4-12		459.68	Piperidine-1,4-dicarboxylic acid 4-adamantan-2-ylamide 1-[(4- <i>tert</i> -butoxy-cyclohexyl)-amide]	460
4-13		483.63	1-[4-(4-Fluoro-phenyl)-4-hydroxy-piperidine-1-carbonyl]-piperidine-4-carboxylic acid adamantan-2-ylamide	484

PHARMACOLOGICAL METHODS

11 β HSD1 enzyme assay

Materials

- 5 3 H-cortisone and anti-rabbit Ig coated scintillation proximity assay (SPA) beads were purchased from Amersham Pharmacia Biotech, β -NADPH was from Sigma and rabbit anti-cortisol antibodies were from Fitzgerald. An extract of yeast transformed with h-11 β HSD1

(Hult et al., *FEBS Lett*, 441, 25 (1998)) was used as the source of enzyme. The test compounds were dissolved in DMSO (10 mM). All dilutions were performed in a buffer containing 50 mM TRIS-HCl (Sigma Chemical Co), 4 mM EDTA (Sigma Chemical Co), 0.1% BSA (Sigma Chemical Co), 0.01% Tween-20 (Sigma Chemical Co) and 0.005% bacitracin (Novo Nordisk A/S), pH=7.4. Optiplate 96 wells plates were supplied by Packard. The amount of ³H-cortisol bound to the SPA beads was measured on TopCount NXT, Packard.

Methods

h-11 β HSD1, 120 nM ³H-cortisone, 4 mM β -NADPH, antibody (1:200), serial dilutions of test compound and SPA particles (2 mg/well) were added to the wells. The reaction was initiated by mixing the different components and was allowed to proceed under shaking for 60 min at 30 °C. The reaction was stopped by the addition of 10 fold excess of a stopping buffer containing 500 μ M carbenoxolone and 1 μ M cortisone. Data was analysed using GraphPad Prism software.

15

While the invention has been described and illustrated with reference to certain preferred embodiments thereof, those skilled in the art will appreciate that various changes, modifications, and substitutions can be made therein without departing from the spirit and scope of the present invention. For example, effective dosages other than the preferred dosages as set forth herein may be applicable as a consequence of variations in the responsiveness of the mammal being treated for the disease(s). Likewise, the specific pharmacological responses observed may vary according to and depending on the particular active compound selected or whether there are present pharmaceutical carriers, as well as the type of formulation and mode of administration employed, and such expected variations or differences in the results are contemplated in accordance with the objects and practices of the present invention. Accordingly, the invention is not to be limited as by the appended claims.

20

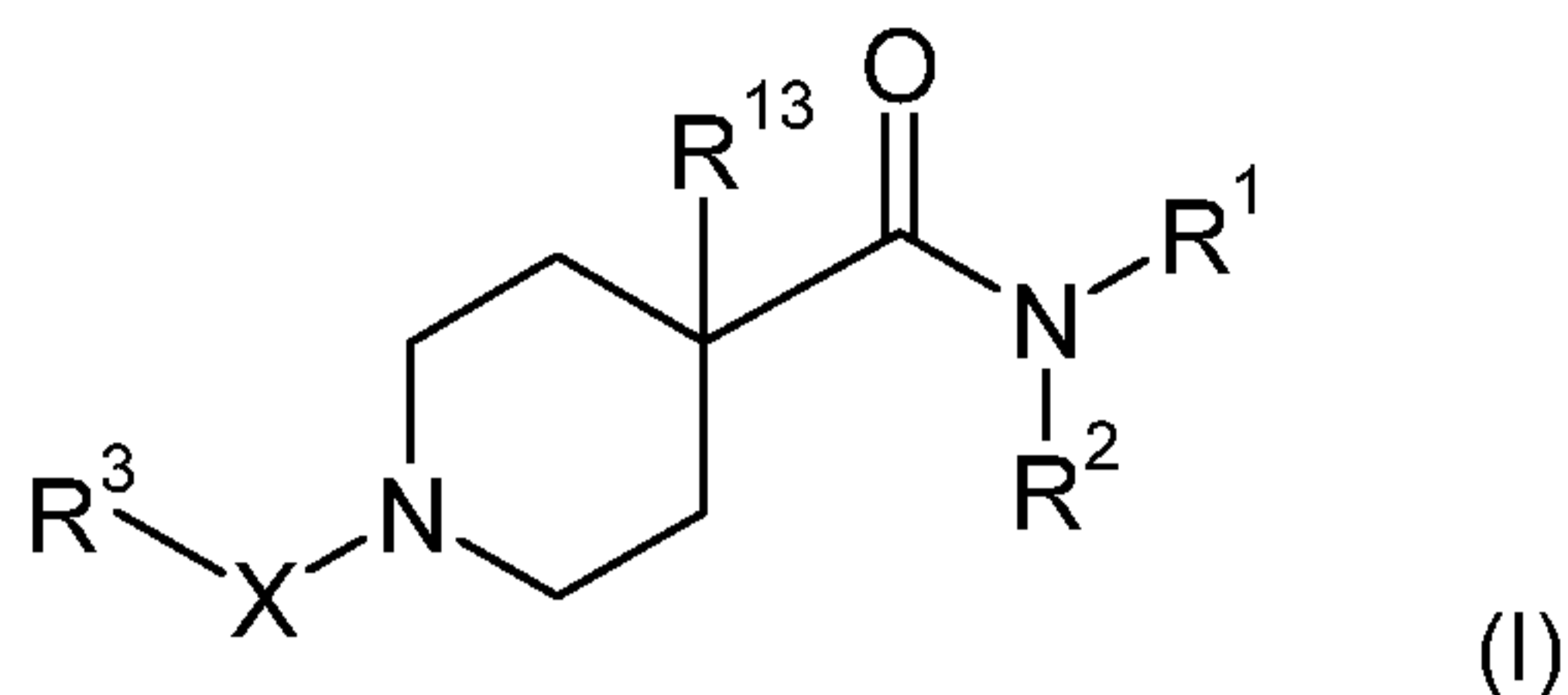
The features disclosed in the foregoing description and/or in the claims may both separately and in any combination thereof be material for realising the invention in diverse forms thereof.

25

Preferred features of the invention:

1. A compound of the general formula (I) :

62



wherein

R¹ and R² together with the nitrogen to which they are attached, are forming a 8-11 mem-
bered saturated or partially saturated bicyclic or tricyclic ring system consisting of the shown
5 nitrogen, 7-10 carbon atoms and from 0 to 1 additional heteroatoms selected from nitrogen,
oxygen, and S(=O)_m, where m is 0, 1 or 2, and said ring is substituted with 0 to 3 groups se-
lected from C₁-C₄alkyl, halogen, hydroxy, oxo, COOH, C₁-C₄alkyloxy, C₁-C₄alkyloxyC₁-C₄-
alkyl and C₁-C₄alkylcarbonyl, wherein each alkyl group is substituted with 0 to 2 R¹⁸, or
R¹ is hydrogen, C₁-C₄alkyl or cyclopropyl and R² is adamantyl substituted with 0 to 2 R¹⁸;

10

With the proviso that R¹ and R² together with the nitrogen to which they are attached are not
forming a saturated or partially saturated indole;

R¹⁸ is halo, hydroxy, oxo or COOH;

15

X is a direct bond, -C(=O)- or -S(=O)_n-;

20

R³ is C₁-C₆alkyl, C₃-C₁₀cycloalkyl, C₃-C₁₀cycloalkylC₁-C₆alkyl, C₁-C₆alkyloxy, C₁-C₆alkyloxy-
C₁-C₆alkyl, arylC₁-C₆alkyloxyC₁-C₆alkyl, C₂-C₆alkenyl, -NR⁶R⁷, R⁶R⁷NC₁-C₆alkyl, C₃-C₁₀het-
cycloalkyl, aryl, aryloxyC₁-C₆alkyl, hetaryl, hetarylC₁-C₆alkyl or hetaryloxyC₁-C₆alkyl, wherein
the alkyl, alkenyl, cycloalkyl, hetcycloalkyl, aryl and hetaryl groups are optionally substituted
with R⁵;

With the proviso that if X is a direct bond then R³ is not methyl;

25

R⁵ is hydrogen, halo, hydroxyl, cyano, nitro, COOR⁹, C₁-C₈alkyl, C₃-C₁₀cycloalkyl, C₃-C₁₀het-
cycloalkyl, methylenedioxy, trihalomethyl, trihalomethoxy, aryl, arylC₁-C₆alkyl, C₁-C₆alkyloxy,
C₁-C₆alkyloxyC₁-C₆alkyl, aryloxy, aryloxyC₁-C₆alkyl, arylC₁-C₆alkyloxyC₁-C₆alkyl, hetaryl,
hetarylC₁-C₆alkyl, hetaryloxy, hetarylC₁-C₆alkyloxy, hetaryloxyC₁-C₆alkyl, hetarylC₁-C₆alkyl-
30 oxyC₁-C₆alkyl, -NR⁶R⁷, -SO_nNR⁶R⁷, NR⁶R⁷carbonylalkyl, arylcarbonylNR⁸, arylthio, hetaryl-
thio, arylSO_n, hetarylSO_n, arylSO_nNR⁶R⁷, arylthioC₁-C₆alkyl, hetarylthioC₁-C₆alkyl or arylC₁-

C₆alkylR⁴C₁-C₆alkyl; wherein the aryl and hetaryl groups independently are optionally substituted with one or more R⁸;

n is 1 or 2;

5

R⁴ is hydrogen, halogen, hydroxyl, cyano, nitro, COOR⁹, C₁-C₈alkyl, C₃-C₁₀cycloalkyl, C₃-C₁₀-hetcycloalkyl, methylenedioxy, trihalomethyl, trihalomethoxy, aryl, hetaryl, NR⁶R⁷; wherein the aryl and hetaryl groups independently are optionally substituted with one or more R⁸;

10

R⁶ and R⁷ independently are hydrogen, C₁-C₈alkyl, C₃-C₁₀cycloalkyl, aryl, hetaryl, arylC₁-C₆alkyl or hetarylC₁-C₆alkyl wherein the alkyl, cycloalkyl, aryl and hetaryl groups independently are optionally substituted with one or more of R⁸; or

15

R⁶ and R⁷ together with the nitrogen to which they are attached, are forming a saturated or partially saturated cyclic, bicyclic or tricyclic ring system containing from 4 to 10 carbon atoms and from 0 to 2 additional heteroatoms selected from nitrogen, oxygen or sulfur, the ring system optionally being substituted with at least one C₁-C₈alkyl, aryl, hetaryl, arylC₁-C₆alkyl, hetarylC₁-C₆alkyl, hydroxy, oxo, C₁-C₆alkyloxy, arylC₁-C₆alkyloxy, hetarylC₁-C₆alkyloxy, C₁-C₆alkyloxyC₁-C₆alkyl, C₁-C₆alkylcarbonyl, arylcarbonyl, hetarylcarbonyl, arylC₁-C₆alkyl-carbonyl, hetarylC₁-C₆alkylcarbonyl, C₁-C₆alkylcarboxy, arylcarboxy, hetarylcarboxy, arylC₁-C₆alkyl-carboxy or hetarylC₁-C₆alkylcarboxy;

20

R⁸ independently are hydrogen, COOR⁹, hydroxy, oxo, halo, cyano, nitro, C₁-C₆alkyl, C₁-C₆alkyloxy, NR¹⁰R¹¹, methylenedioxy, trihalomethyl or trihalomethoxy;

25

R⁹ is hydrogen, C₁-C₈alkyl, or arylC₁-C₆alkyl;

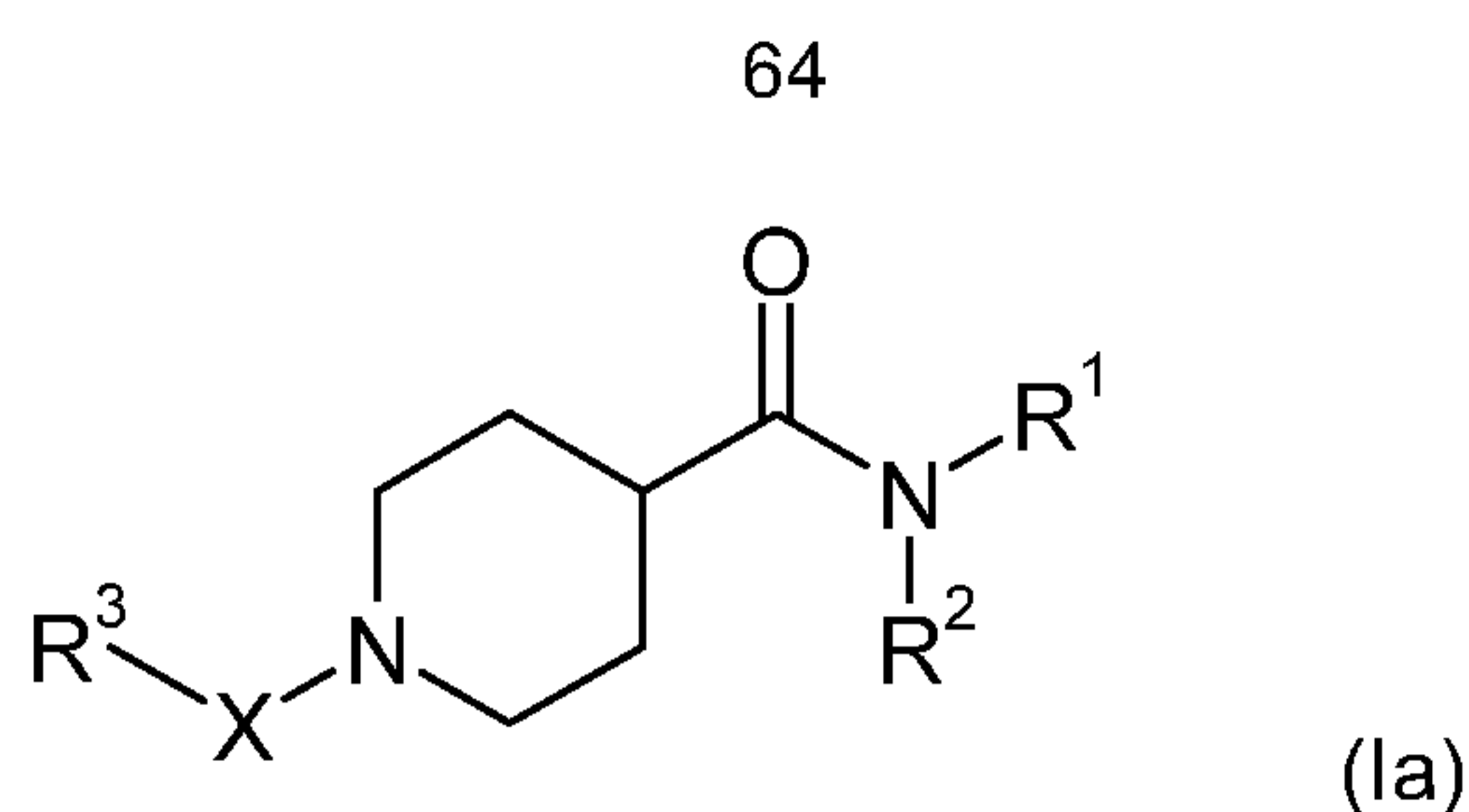
R¹⁰ and R¹¹ independently are hydrogen, C₁-C₈alkyl or arylC₁-C₆alkyl;

30

R¹³ is hydrogen, C₁-C₆alkyl or cyclopropyl;

or a salt thereof with a pharmaceutically acceptable acid or base, or any optical isomer or mixture of optical isomers, including a racemic mixture, or any tautomeric forms.

2. A compound according to clause 1 of the general formula (Ia) :



wherein

R¹ and R² together with the nitrogen to which they are attached, are forming a 8-11 membered saturated or partially saturated bicyclic or tricyclic ring system consisting of the shown nitrogen, 7-10 carbon atoms and from 0 to 1 additional heteroatoms selected from nitrogen, oxygen, and S(=O)_m, where m is 0, 1 or 2, and said ring is substituted with 0 to 3 groups selected from C₁-C₄alkyl, halogen, hydroxy, oxo, COOH, C₁-C₄alkyloxy, C₁-C₄alkyloxy-C₁-C₄alkyl and C₁-C₄alkylcarbonyl, wherein each alkyl group is substituted with 0 to 2 R¹⁸, or R¹ is hydrogen, C₁-C₄alkyl or cyclopropyl and R² is adamantyl substituted with 0 to 2 R¹⁸;

With the proviso that R¹ and R² together with the nitrogen to which they are attached are not forming a saturated or partially saturated indole;

R¹⁸ is halo, hydroxy, oxo or COOH;

X is a direct bond, -C(=O)- or -S(=O)_n-;

R³ is C₁-C₆alkyl, C₃-C₁₀cycloalkyl, C₃-C₁₀cycloalkylC₁-C₆alkyl, C₁-C₆alkyloxy, C₁-C₆alkyloxy-C₁-C₆alkyl, arylC₁-C₆alkyloxyC₁-C₆alkyl, C₂-C₆alkenyl, -NR⁶R⁷, C₃-C₁₀hetcycloalkyl, aryl or hetaryl, wherein the alkyl, alkenyl, cycloalkyl, hetcycloalkyl, aryl and hetaryl groups are optionally substituted with R⁵;

With the proviso that if X is a direct bond then R³ is not methyl;

R⁵ is hydrogen, halo, hydroxyl, cyano, nitro, COOR⁹, C₁-C₈alkyl, C₃-C₁₀cycloalkyl, C₃-C₁₀hetcycloalkyl, methylenedioxy, trihalomethyl, trihalomethoxy, aryl, arylC₁-C₆alkyl, C₁-C₆alkyloxy, C₁-C₆alkyloxyC₁-C₆alkyl, aryloxy, aryloxyC₁-C₆alkyl, arylC₁-C₆alkyloxyC₁-C₆alkyl, hetaryl, hetarylC₁-C₆alkyl, hetaryloxy, hetarylC₁-C₆alkyloxy, hetaryloxyC₁-C₆alkyl, hetarylC₁-C₆alkyloxyC₁-C₆alkyl, -NR⁶R⁷, -SO_nNR⁶R⁷, NR⁶R⁷carbonylalkyl, arylcarbonylNR⁸, arylthio, hetarylthio, arylSO_n, hetarylSO_n, arylSO_nNR⁶R⁷, arylthioC₁-C₆alkyl, hetarylthioC₁-C₆alkyl or arylC₁-C₆alkylR⁴C₁-C₆alkyl; wherein the aryl and hetaryl groups independently are optionally substituted with one or more R⁸;

n is 1 or 2;

5 R⁴ is hydrogen, halogen, hydroxyl, cyano, nitro, COOR⁹, C₁-C₈alkyl, C₃-C₁₀cycloalkyl, C₃-C₁₀hetcycloalkyl, methylenedioxy, trihalomethyl, trihalomethoxy, aryl, hetaryl, NR⁶R⁷;
wherein the aryl and hetaryl groups independently are optionally substituted with one or more R⁸;

10 R⁶ and R⁷ independently are hydrogen, C₁-C₈alkyl, C₃-C₁₀cycloalkyl, aryl, hetaryl, arylC₁-C₆alkyl or hetarylC₁-C₆alkyl wherein the alkyl, cycloalkyl, aryl and hetaryl groups independently are optionally substituted with one or more of R⁸; or

15 R⁶ and R⁷ together with the nitrogen to which they are attached, are forming a saturated or partially saturated cyclic, bicyclic or tricyclic ring system containing from 4 to 10 carbon atoms and from 0 to 2 additional heteroatoms selected from nitrogen, oxygen or sulfur, the ring system optionally being substituted with at least one C₁-C₈alkyl, aryl, hetaryl, arylC₁-C₆alkyl, hetarylC₁-C₆alkyl, hydroxy, oxo, C₁-C₆alkyloxy, arylC₁-C₆alkyloxy, hetarylC₁-C₆alkyloxy, C₁-C₆alkyloxyC₁-C₆alkyl, C₁-C₆alkylcarbonyl, arylcarbonyl, hetarylcarbonyl, arylC₁-C₆alkylcarbonyl, hetarylC₁-C₆alkylcarbonyl, C₁-C₆alkylcarboxy, arylcarboxy, hetarylcarboxy, arylC₁-
20 C₆alkyl-carboxy or hetarylC₁-C₆alkylcarboxy;

R⁸ independently are hydrogen, COOR⁹, hydroxy, oxo, halo, cyano, nitro, C₁-C₆alkyl, C₁-C₆alkyloxy, NR¹⁰R¹¹, methylenedioxy, trihalomethyl or trihalomethoxy;

25 R⁹ is hydrogen, C₁-C₈alkyl, or arylC₁-C₆alkyl;

R¹⁰ and R¹¹ independently are hydrogen, C₁-C₈alkyl or arylC₁-C₆alkyl;

30 or a salt thereof with a pharmaceutically acceptable acid or base, or any optical isomer or mixture of optical isomers, including a racemic mixture, or any tautomeric forms.

3. The compound according to clause 1 or 2, wherein R¹ and R² together with the nitrogen to which they are attached, are forming an 8-11 membered saturated or partially saturated bicyclic or tricyclic ring, said bicyclic or tricyclic ring comprising a ring wherein two carbons
35 are connected by a bridge.

4. The compound according to any of clauses 2-3, wherein R¹ and R² together with the nitrogen to which they are attached, are forming an 8-11 membered saturated bicyclic or tricyclic ring.

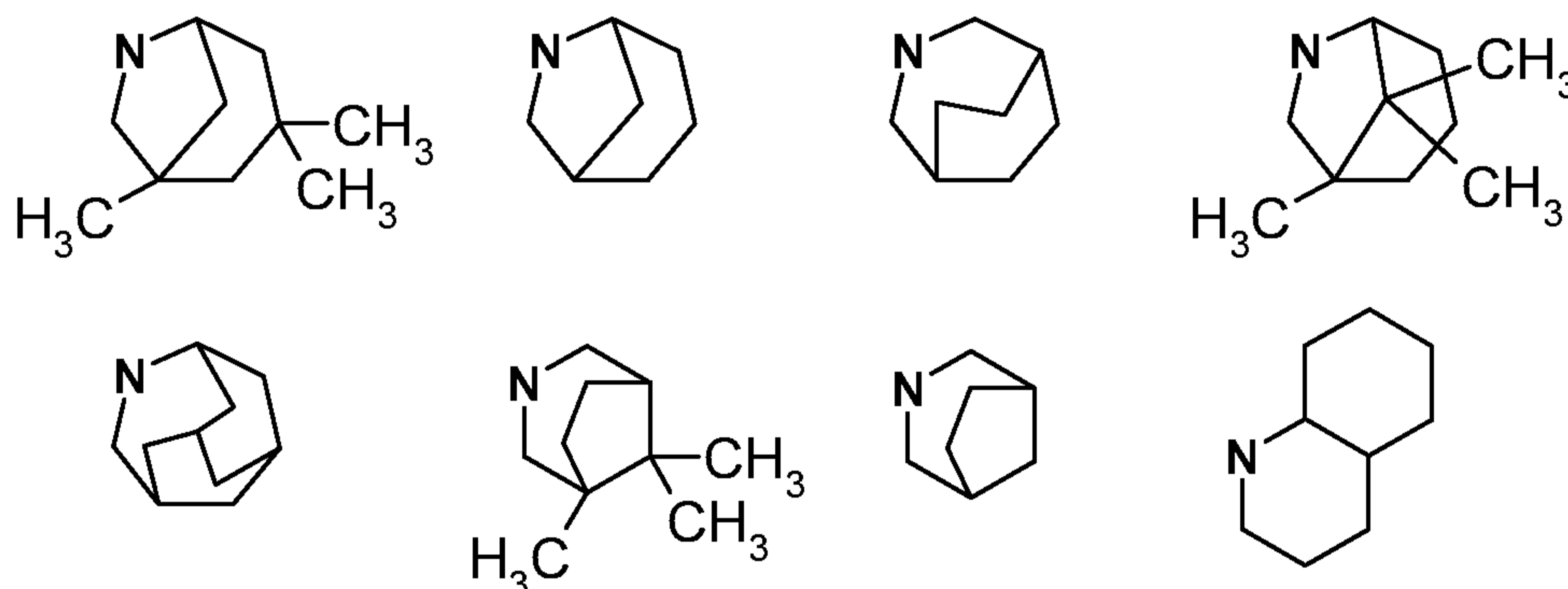
5

5. The compound according to any of clauses 2-4, wherein said bicyclic or tricyclic ring comprises a piperidine wherein two carbons are connected by a bridge.

10

6. The compound according to any of clauses 2- 5, wherein said bicyclic or tricyclic ring comprises an azepine wherein two carbons are connected by a bridge.

7. The compound according to any of the previous clauses, wherein R¹ and R² together with the nitrogen to which they are attached, are forming an 8-11 membered saturated or partially saturated bicyclic or tricyclic ring, said ring being selected from the group consisting of

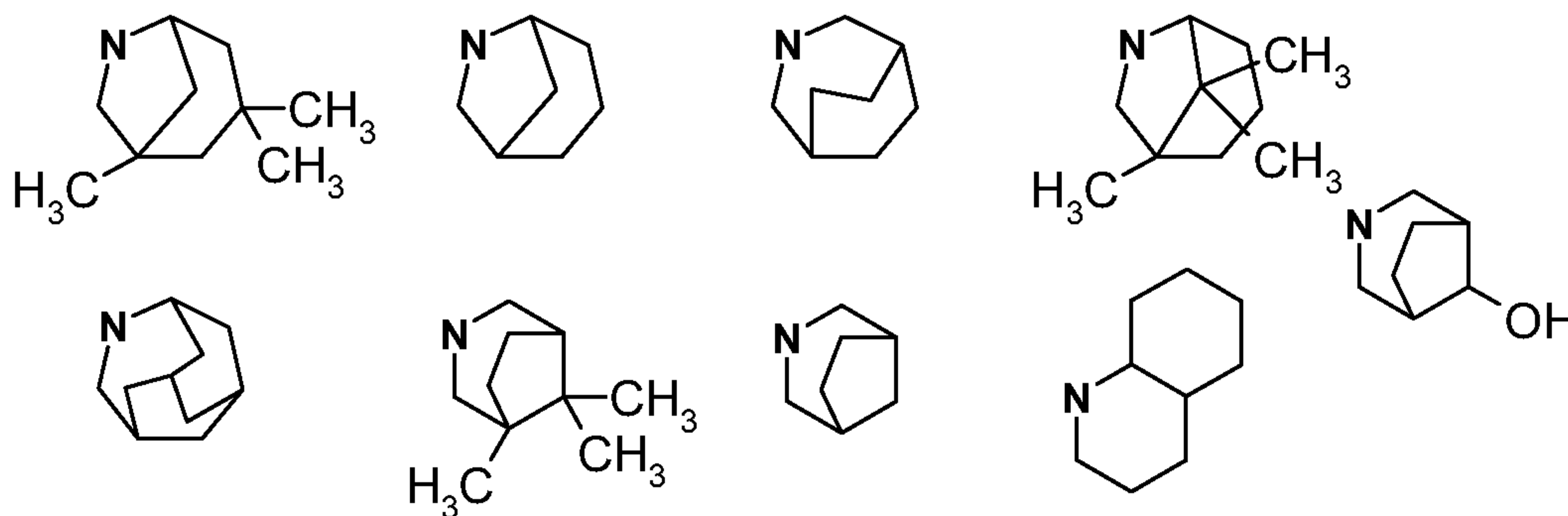


15

where each is substituted with 0 to 2 R²⁵, and R²⁵ is independently selected from C₁-C₈alkyl, halogen, hydroxy, oxo, -S(=O)_nC₁-C₆alkyl, -S(=O)_nNR⁶R⁷, COOH, and C₁-C₆alkyloxy.

20

8. The compound according to clause 7, wherein R¹ and R² together with the nitrogen to which they are attached, are forming an 8-11 membered saturated or partially saturated bicyclic or tricyclic ring, said ring being selected from the group consisting of



16. The compound according to any of clauses 13-14, wherein R^2 is an adamantyl substituted with one, two or more substituents independently selected from halogen, hydroxy, oxo, COOH, C_1 - C_6 alkyl and C_1 - C_6 alkyloxy.
- 5 17. The compounds according to any of the preceding clauses, wherein R^{13} is hydrogen or C_1 - C_6 alkyl.
18. The compound according to clause 17, wherein R^{13} is hydrogen.
- 10 19. The compound according to clause 17, wherein R^{13} is C_1 - C_6 alkyl.
20. The compound according to any of the preceding clauses, wherein X is $-C(=O)-$.
21. The compound according to any of clauses 1-19, wherein X is a direct bond.
- 15 22. The compound according to any of clauses 1-19, wherein X is $-S(=O)_n-$.
23. The compound according to clause 22, wherein n is 2.
- 20 24. The compound according to any of the previous clauses, wherein R^3 is a substituted aryl.
25. The compound according to clause 24, wherein R^3 is a substituted phenyl.
- 25 26. The compound according to any of clauses 1-23, wherein R^3 is a hetaryl.
27. The compound according to clause 26, wherein R^3 is thiophene or 2-thiophene.
28. The compound according to clause 27, wherein X is $-S(=O)_2-$.
- 30 29. The compound according to clause 26, wherein R^3 is imidazole or isoxazole.
30. The compound according to any of clauses 1-23, wherein R^3 is a substituted hetaryl.

31. The compound according to clause 30, wherein R³ is a substituted thiophene, preferably a substituted 2-thiophene, or a substituted imidazole.
32. The compound according to clause 31, wherein X is -S(=O)₂-.
- 5 33. The compound according to clause 20, wherein R³ is -NR⁶R⁷.
34. The compound according to clause 33, wherein R⁶ is hydrogen or C₁-C₈alkyl.
- 10 35. The compound according to any of clauses 33-34, wherein R⁷ is a substituted aryl or a substituted C₁-C₈alkyl.
36. The compound according to clause 33, wherein -NR⁶R⁷ is a heterocycloalkyl which is optionally substituted.
- 15 37. The compound according to clause 36, wherein -NR⁶R⁷ is piperidine, a substituted piperidine, pyrazine or a substituted pyrazine.
38. The compound according to any of the preceding clauses, which is selected from the
- 20 group consisting of:
- 1-(Thiophene-2-sulfonyl)-piperidine-4-carboxylic acid tricyclo[3.3.1.1{3,7}]decan-1-ylamide,
 1-(Thiophene-2-sulfonyl)-piperidine-4-carboxylic acid tricyclo[3.3.1.1{3,7}]decan-2-ylamide,
 (Octahydro-quinolin-1-yl)-[1-(thiophene-2-sulfonyl)-piperidin-4-yl]-methanone,
 1-(Thiophene-2-sulfonyl)-piperidine-4-carboxylic acid (3-hydroxy-tricyclo[3.3.1.1{3,7}]decan-1-yl)-amide,
 (4-Spiroindane-piperidin-1-yl)-[1-(thiophene-2-sulfonyl)-piperidin-4-yl]-methanone,
 (4-Aza-tricyclo[4.3.1.1{3,8}]undec-4-yl)-[1-(thiophene-2-sulfonyl)-piperidin-4-yl]-methanone,
 (Octahydro-isoquinolin-2-yl)-[1-(thiophene-2-sulfonyl)-piperidin-4-yl]-methanone,
 (6-Aza-bicyclo[3.2.1]oct-6-yl)-[1-(thiophene-2-sulfonyl)-piperidin-4-yl]-methanone,
 (Octahydro-isoindol-2-yl)-[1-(thiophene-2-sulfonyl)-piperidin-4-yl]-methanone,
 (3-Aza-bicyclo[3.2.2]non-3-yl)-[1-(thiophene-2-sulfonyl)-piperidin-4-yl]-methanone,
 1-(4-Acetylamino-benzenesulfonyl)-piperidine-4-carboxylic acid adamantan-2-ylamide,
 1-(4-Trifluoromethyl-benzenesulfonyl)-piperidine-4-carboxylic acid adamantan-2-ylamide,
 1-(2-Trifluoromethoxy-benzenesulfonyl)-piperidine-4-carboxylic acid adamantan-2-ylamide,
 1-(3,4-Dimethoxy-benzenesulfonyl)-piperidine-4-carboxylic acid adamantan-2-ylamide,

1-(1-Methyl-1*H*-imidazole-4-sulfonyl)-piperidine-4-carboxylic acid adamantan-2-ylamide,
 1-(4-Trifluoromethoxy-benzenesulfonyl)-piperidine-4-carboxylic acid adamantan-2-ylamide,
 1-(5-Pyridin-2-yl-thiophene-2-sulfonyl)-piperidine-4-carboxylic acid adamantan-2-ylamide,
 1-(1,2-Dimethyl-1*H*-imidazole-4-sulfonyl)-piperidine-4-carboxylic acid adamantan-2-ylamide,
 1-(2-Oxo-2*H*-1-benzopyran-6-sulfonyl)-piperidine-4-carboxylic acid adamantan-2-ylamide,
 1-(3,5-Dimethyl-isoxazole-4-sulfonyl)-piperidine-4-carboxylic acid adamantan-2-ylamide,
 1-(4-Cyano-benzenesulfonyl)-piperidine-4-carboxylic acid adamantan-2-ylamide,
 1-Benzenesulfonyl-piperidine-4-carboxylic acid adamantan-2-ylamide,
 1-Methanesulfonyl-piperidine-4-carboxylic acid adamantan-2-ylamide,
 Piperidine-1,4-dicarboxylic acid 1-[(4-acetylamino-phenyl)-amide] 4-adamantan-2-ylamide,
 Piperidine-1,4-dicarboxylic acid 1-[(1,3-benzodioxol-5-ylmethyl)-amide] 4-adamantan-2-yl-
 amide,
 Piperidine-1,4-dicarboxylic acid 1-(benzyl-isopropyl-amide) 4-adamantan-2-ylamide,
 Piperidine-1,4-dicarboxylic acid 1-benzylamide 4-adamantan-2-ylamide,
 Piperidine-1,4-dicarboxylic acid 1-(4-methanesulfonyl-benzylamide) 4-adamantan-2-yl-
 amide,
 1-(4-Hydroxy-piperidine-1-carbonyl)-piperidine-4-carboxylic acid adamantan-2-ylamide,
 1-(3-Trifluoromethyl-5,6-dihydro-8*H*-1,2,4-triazolo[4,3-*a*]pyrazine-7-carbonyl)-piperidine-4-
 carboxylic acid adamantan-2-ylamide,
 1-[4-(Adamantan-2-ylcarbamoyl)-piperidine-1-carbonyl]-piperidine-4-carboxylic acid ethyl
 ester,
 [1-(Thiophene-2-sulfonyl)-piperidin-4-yl]-(1,3,3-trimethyl-6-aza-bicyclo[3.2.1]oct-6-yl)-
 methanone,
 1-(5-Chloro-thiophene-2-sulfonyl)-piperidine-4-carboxylic acid adamantan-2-ylamide,
 1-(2-Piperidin-1-yl-ethanesulfonyl)-piperidine-4-carboxylic acid adamantan-2-ylamide,
 Piperidine-1,4-dicarboxylic acid 4-adamantan-2-ylamide 1-(2,4-dimethoxy-benzylamide), or
 a prodrug thereof, a salt thereof with a pharmaceutically acceptable acid or base, or any op-
 tical isomer or mixture of optical isomers, including a racemic mixture, or any tautomeric
 forms.

- 5 39. The compound according to any of the preceding clauses 1-37, which is selected from the group consisting of:

1-(Thiophene-2-sulfonyl)-piperidine-4-carboxylic acid adamantan-1-ylamide;
 1-(Thiophene-2-sulfonyl)-piperidine-4-carboxylic acid adamantan-2-ylamide;

- 1-[2-(2,4-Difluoro-phenyl)-acetyl]-piperidine-4-carboxylic acid (5-hydroxy-adamantan-2-yl)-amide;
- 1-Benzenesulfonyl-piperidine-4-carboxylic acid (5-hydroxy-bicyclo[2.2.1]-hept-2-yl)-methylamide;
- 5 1-(2-Chloro-benzene-sulfonyl)-piperidine-4-carboxylic acid (5-hydroxy-adamantan-2-yl)-amide;
- 1-(2-Pyridin-2-yl-ethane-sulfonyl)-piperidine-4-carboxylic acid (5-hydroxy-adamantan-2-yl)-amide;
- 1-Cyclopropanesulfonyl-piperidine-4-carboxylic acid (5-hydroxy-adamantan-2-yl)-amide;
- 10 1-(2,4-Dichloro-benzene-sulfonyl)-piperidine-4-carboxylic acid (5-hydroxy-adamantan-2-yl)-amide;
- 1-(Pyridine-2-sulfonyl)-piperidine-4-carboxylic acid (5-hydroxy-adamantan-2-yl)-amide;
- 1-(5-Fluoro-2-methyl-benzenesulfonyl)-piperidine-4-carboxylic acid adamantan-2-ylamide;
- 1-(5-Phenyl-pentanoyl)-piperidine-4-carboxylic acid adamantan-2-ylamide;
- 15 1-(2-Cyano-benzene-sulfonyl)-piperidine-4-carboxylic acid adamantan-2-ylamide;
- 1-(Isoquinoline-1-carbonyl)-piperidine-4-carboxylic acid adamantan-2-ylamide;
- 1-(2-Cyclohexyl-acetyl)-piperidine-4-carboxylic acid adamantan-2-yl-amide;
- 1-(Quinoline-8-sulfonyl)-piperidine-4-carboxylic acid adamantan-2-yl-amide;
- 1-(2-Trifluoromethyl-benzenesulfonyl)-piperidine-4-carboxylic acid adamantan-2-yl-amide;
- 20 1-(2-Chloro-4-fluoro-benzenesulfonyl)-piperidine-4-carboxylic acid adamantan-2-yl-amide;
- 1-(2,4-Difluoro-benzene-sulfonyl)-piperidine-4-carboxylic acid adamantan-2-ylamide;
- 1-(4-Fluoro-benzene-sulfonyl)-4-methyl-piperidine-4-carboxylic acid (5-hydroxy-adamantan-2-yl)-amide;
- 1-Cyclobutanecarbonyl-piperidine-4-carboxylic acid adamantan-2-ylamide;
- 25 1-[2-(3,4-Difluoro-phenyl)-acetyl]-piperidine-4-carboxylic acid adamantan-2-ylamide;
- 1-(4-Fluoro-benzene-sulfonyl)-piperidine-4-carboxylic acid adamantan-2-ylamide;
- 1-(2-Cyclopropyl-acetyl)-piperidine-4-carboxylic acid adamantan-2-ylamide;
- 1-(2,2,2-Trifluoro-acetyl)-piperidine-4-carboxylic acid adamantan-2-ylamide;
- 1-Benzenesulfonyl-piperidine-4-carboxylic acid (5-hydroxymethyl-adamantan-2-yl)-amide;
- 30 1-[2-(4-Chloro-phenoxy)-acetyl]-piperidine-4-carboxylic acid adamantan-2-ylamide;
- 1-Benzenesulfonyl-piperidine-4-carboxylic acid (5-hydroxy-adamantan-2-yl)-amide;
- 1-[(E)-3-(4-Fluoro-phenyl)-acryloyl]-piperidine-4-carboxylic acid adamantan-2-ylamide;
- 1-(3-Cyano-benzene-sulfonyl)-piperidine-4-carboxylic acid adamantan-2-ylamide;
- 1-(6-Methyl-pyridine-2-carbonyl)-piperidine-4-carboxylic acid adamantan-2-ylamide;
- 35 1-(2-Benzo[1,3]dioxol-5-yl-acetyl)-piperidine-4-carboxylic acid adamantan-2-ylamide;

- 1-Ethenesulfonyl-piperidine-4-carboxylic acid adamantan-2-ylamide;
 1-(4-Fluoro-benzenesulfonyl)-piperidine-4-carboxylic acid (5-hydroxy-adamantan-2-yl)-amide;
 1-(4-Fluoro-benzoyl)-piperidine-4-carboxylic acid adamantan-2-ylamide;
 5 1-(3,5-Difluoro-benzoyl)-piperidine-4-carboxylic acid adamantan-2-ylamide;
 1-(Quinoxaline-5-carbonyl)-piperidine-4-carboxylic acid adamantan-2-ylamide;
 1-(2-Benzylamino-ethane-sulfonyl)-piperidine-4-carboxylic acid adamantan-2-ylamide;
 1-(6-Chloro-pyridine-3-carbonyl)-piperidine-4-carboxylic acid adamantan-2-ylamide;
 1-[3-(3,5-Dimethyl-1*H*-pyrazol-4-yl)-propionyl]-piperidine-4-carboxylic acid adamantan-2-ylamide;
 10 (1-Benzenesulfonyl-piperidin-4-yl)-(octahydro-quinolin-1-yl)-methanone;
 1-(2-Methoxy-acetyl)-piperidine-4-carboxylic acid adamantan-2-ylamide;
 1-[2-(4-Hydroxy-piperidin-1-yl)-ethanesulfonyl]-piperidine-4-carboxylic acid adamantan-2-ylamide;
 15 (3-Aza-bicyclo[3.2.2]non-3-yl)-(1-benzenesulfonyl-piperidin-4-yl)-methanone;
 (4-Aza-tricyclo-[4.3.1.1{3,8}]undec-4-yl)-(1-benzenesulfonyl-piperidin-4-yl)-methanone;
 1-Benzenesulfonyl-piperidine-4-carboxylic acid (1-hydroxy-adamantan-2-yl)-amide;
 1-Benzenesulfonyl-piperidine-4-carboxylic acid (5-hydroxy-adamantan-2-yl)-methyl-amide;
 1-Benzenesulfonyl-piperidine-4-carboxylic acid (5-hydroxymethyl-adamantan-2-yl)-methyl-
 20 amide;
 1-(4-Methoxy-piperidine-1-carbonyl)-piperidine-4-carboxylic acid adamantan-2-ylamide;
 1-[4-(Adamantan-2-ylcarbamoyl)-piperidine-1-carbonyl]-piperidine-4-carboxylic acid;
 1-(4-Chloro-piperidine-1-carbonyl)-piperidine-4-carboxylic acid adamantan-2-ylamide;
 Piperidine-1,4-dicarboxylic acid 4-adamantan-2-ylamide 1-[(4-*tert*-butoxy-cyclohexyl)-amide];
 25 1-[4-(4-Fluoro-phenyl)-4-hydroxy-piperidine-1-carbonyl]-piperidine-4-carboxylic acid adamantan-2-ylamide; or
 a prodrug thereof, a salt thereof with a pharmaceutically acceptable acid or base, or any optical isomer or mixture of optical isomers, including a racemic mixture, or any tautomeric forms.
- 30
40. The compound according to any one of the preceding clauses, which is an agent useful for the treatment, prevention and/or prophylaxis of any conditions, disorders and diseases wherein a modulation or an inhibition of the activity of 11 β HSD1 is beneficial.

41. The compound according to any one of the clauses 1-39, which is an agent useful for the treatment, prevention and/or prophylaxis of any conditions, disorders and diseases that are influenced by intracellular glucocorticoid levels.
- 5 42. The compound according to any one of the clauses 1-39 which is an agent useful for the treatment, prevention and/or prophylaxis of conditions, disorders or diseases selected from the group consisting of the metabolic syndrome, insulin resistance, dyslipidemia, hypertension and obesity.
- 10 43. The compound according to any one of the clauses 1-39 which is an agent useful for the treatment, prevention and/or prophylaxis of type 2 diabetes, impaired glucose tolerance (IGT), impaired fasting glucose (IFG).
- 15 44. The compound according to any one of the clauses 1-39 which is an agent useful for the delaying or prevention of the progression from IGT into type 2 diabetes.
45. The compound according to any one of the clauses 1-39 which is an agent useful for delaying or prevention of the progression of the metabolic syndrome into type 2 diabetes.
- 20 46. The compound according to any one of the clauses 1-39 which is an agent useful for the treatment, prevention and/or prophylaxis of adverse effects of glucocorticoid receptor agonist treatment or therapy.
- 25 47. A pharmaceutical composition comprising, as an active ingredient, at least one compound according to any one of the clauses 1-39 together with one or more pharmaceutically acceptable carriers or excipients.
48. The pharmaceutical composition according to clause 47 which is for oral, nasal, buccal, transdermal, pulmonal or parenteral administration.
- 30 49. The pharmaceutical composition according to clause 47 or 48 in unit dosage form, comprising from 0.05 mg to 2000 mg/day, from 0.1 mg to 1000 mg or from 0.5 mg to 500 mg per day of the compound according to any one of the clauses 1-39.

50. Use of a compound according to any of the clauses 1-39, for the preparation of a pharmaceutical composition for the treatment, prevention and/or prophylaxis of any conditions, disorders and diseases wherein a modulation or an inhibition of the activity of 11 β HSD1 is beneficial.

5

51. Use of a compound according to any of the clauses 1-39, for the preparation of a pharmaceutical composition for the treatment, prevention and/or prophylaxis of any conditions, disorders and diseases that are influenced by intracellular glucocorticoid levels.

10

52. Use of a compound according to any of the clauses 1-39, for the preparation of a pharmaceutical composition for the treatment, prevention and/or prophylaxis of conditions, disorders or diseases selected from the group consisting of the metabolic syndrome, insulin resistance, dyslipidemia, hypertension and obesity.

15

53. Use of a compound according to any of the clauses 1-39, for the preparation of a pharmaceutical composition for the treatment, prevention and/or prophylaxis of type 2 diabetes, impaired glucose tolerance (IGT), impaired fasting glucose (IFG).

20

54. Use of a compound according to any of the clauses 1-39, for the preparation of a pharmaceutical composition for the delaying or prevention of the progression from IGT to type 2 diabetes.

25

55. Use of a compound according to any of the clauses 1-39, for the preparation of a pharmaceutical composition for the delaying or prevention of the progression of the metabolic syndrome into type 2 diabetes.

30

56. Use of a compound according to any of the clauses 1-39, for the preparation of a pharmaceutical composition for the treatment, prevention and/or prophylaxis of adverse effects of glucocorticoid receptor agonist treatment or therapy.

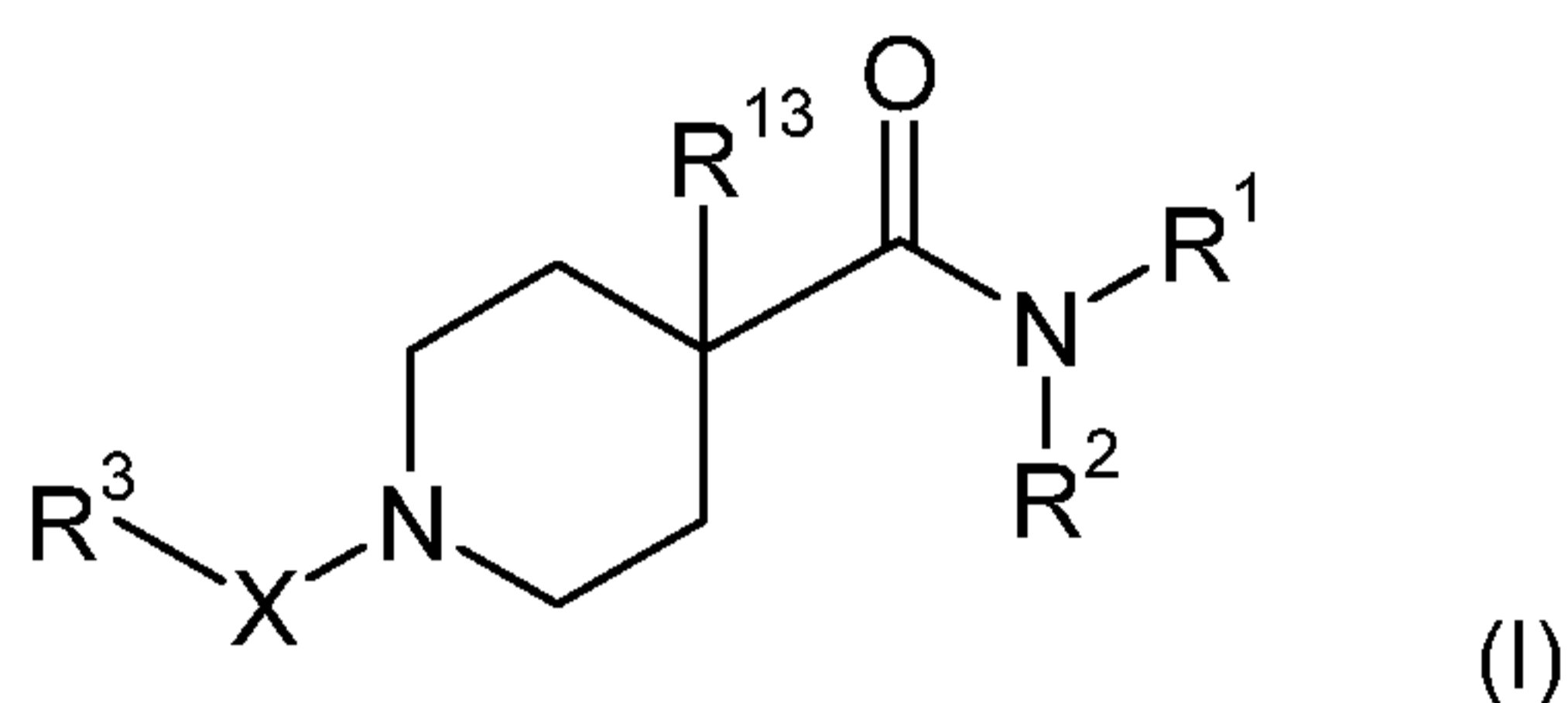
35

57. A method for the treatment, prevention and/or prophylaxis of any conditions, disorders or diseases wherein a modulation or an inhibition of the activity of 11 β HSD1 is beneficial, the method comprising administering to a subject in need thereof an effective amount of a compound according to the invention.

58. The method according to clause 57 wherein the conditions, disorders or diseases are selected from the group consisting of the metabolic syndrome, insulin resistance, dyslipidemia, hypertension and obesity.

CLAIMS

1. A compound of the general formula (I) :



5 wherein R¹ and R² together with the nitrogen to which they are attached, are forming a 8-11 membered saturated or partially saturated bicyclic or tricyclic ring system consisting of the shown nitrogen, 7-10 carbon atoms and from 0 to 1 additional heteroatoms selected from nitrogen, oxygen, and S(=O)_m, where m is 0, 1 or 2, and said ring is substituted with 0 to 3 groups selected from C₁-C₄alkyl, halogen, hydroxy, oxo, COOH, C₁-C₄alkyloxy, C₁-C₄alkyl-
 10 oxyC₁-C₄alkyl and C₁-C₄alkylcarbonyl, wherein each alkyl group is substituted with 0 to 2 R¹⁸,
 or
 R¹ is hydrogen, C₁-C₄alkyl or cyclopropyl and R² is adamantyl substituted with 0 to 2 R¹⁸;

15 With the proviso that R¹ and R² together with the nitrogen to which they are attached are not forming a saturated or partially saturated indole;

R¹⁸ is halo, hydroxy, oxo or COOH;

20 X is a direct bond, -C(=O)- or -S(=O)_n-;

R³ is C₁-C₆alkyl, C₃-C₁₀cycloalkyl, C₃-C₁₀cycloalkylC₁-C₆alkyl, C₁-C₆alkyloxy, C₁-C₆alkyloxy-C₁-C₆alkyl, arylC₁-C₆alkyloxyC₁-C₆alkyl, C₂-C₆alkenyl, -NR⁶R⁷, R⁶R⁷NC₁-C₆alkyl, C₃-C₁₀het-
 cycloalkyl, aryl, aryloxyC₁-C₆alkyl, hetaryl, hetarylC₁-C₆alkyl or hetaryloxyC₁-C₆alkyl, wherein
 25 the alkyl, alkenyl, cycloalkyl, hetcycloalkyl, aryl and hetaryl groups are optionally substituted
 with R⁵;

With the proviso that if X is a direct bond then R³ is not methyl;

30 R⁵ is hydrogen, halo, hydroxyl, cyano, nitro, COOR⁹, C₁-C₈alkyl, C₃-C₁₀cycloalkyl, C₃-C₁₀het-
 cycloalkyl, methylenedioxy, trihalomethyl, trihalomethoxy, aryl, arylC₁-C₆alkyl, C₁-C₆alkyloxy,

C₁-C₆alkyloxyC₁-C₆alkyl, aryloxy, aryloxyC₁-C₆alkyl, arylC₁-C₆alkyloxyC₁-C₆alkyl, hetaryl, hetarylC₁-C₆alkyl, hetaryloxy, hetarylC₁-C₆alkyloxy, hetaryloxyC₁-C₆alkyl, hetarylC₁-C₆alkyloxyC₁-C₆alkyl, -NR⁶R⁷, -SO_nNR⁶R⁷, NR⁶R⁷carbonylalkyl, arylcarbonylNR⁸, arylthio, hetarylthio, arylSO_n, hetarylSO_n, arylSO_nNR⁶R⁷, arylthioC₁-C₆alkyl, hetarylthioC₁-C₆alkyl or arylC₁-C₆alkylR⁴C₁-C₆alkyl; wherein the aryl and hetaryl groups independently are optionally substituted with one or more R⁸;

n is 1 or 2;

R⁴ is hydrogen, halogen, hydroxyl, cyano, nitro, COOR⁹, C₁-C₈alkyl, C₃-C₁₀cycloalkyl, C₃-C₁₀hetcycloalkyl, methylenedioxy, trihalomethyl, trihalomethoxy, aryl, hetaryl, NR⁶R⁷; wherein the aryl and hetaryl groups independently are optionally substituted with one or more R⁸;

R⁶ and R⁷ independently are hydrogen, C₁-C₈alkyl, C₃-C₁₀cycloalkyl, aryl, hetaryl, arylC₁-C₆alkyl or hetarylC₁-C₆alkyl wherein the alkyl, cycloalkyl, aryl and hetaryl groups independently are optionally substituted with one or more of R⁸; or

R⁶ and R⁷ together with the nitrogen to which they are attached, are forming a saturated or partially saturated cyclic, bicyclic or tricyclic ring system containing from 4 to 10 carbon atoms and from 0 to 2 additional heteroatoms selected from nitrogen, oxygen or sulfur, the ring system optionally being substituted with at least one C₁-C₈alkyl, aryl, hetaryl, arylC₁-C₆alkyl, hetarylC₁-C₆alkyl, hydroxy, oxo, C₁-C₆alkyloxy, arylC₁-C₆alkyloxy, hetarylC₁-C₆alkyloxy, C₁-C₆alkyloxyC₁-C₆alkyl, C₁-C₆alkylcarbonyl, arylcarbonyl, hetarylcarbonyl, arylC₁-C₆alkylcarbonyl, hetarylC₁-C₆alkylcarbonyl, C₁-C₆alkylcarboxy, arylcarboxy, hetarylcarboxy, arylC₁-C₆alkyl-carboxy or hetarylC₁-C₆alkylcarboxy;

R⁸ independently are hydrogen, COOR⁹, hydroxy, oxo, halo, cyano, nitro, C₁-C₆alkyl, C₁-C₆alkyloxy, NR¹⁰R¹¹, methylenedioxy, trihalomethyl or trihalomethoxy;

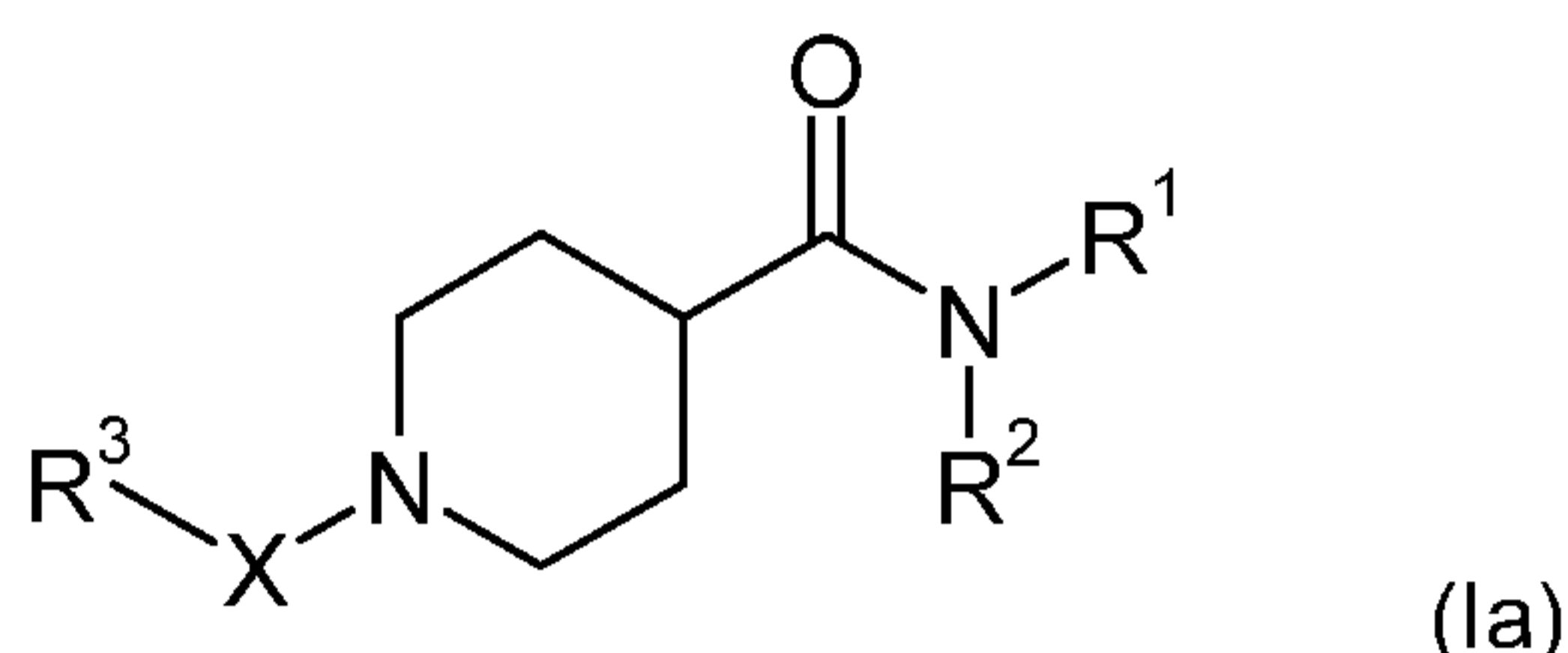
R⁹ is hydrogen, C₁-C₈alkyl, or arylC₁-C₆alkyl;

R¹⁰ and R¹¹ independently are hydrogen, C₁-C₈alkyl or arylC₁-C₆alkyl;

R¹³ is hydrogen, C₁-C₆alkyl or cyclopropyl;

or a salt thereof with a pharmaceutically acceptable acid or base, or any optical isomer or mixture of optical isomers, including a racemic mixture, or any tautomeric forms.

2. A compound according to claim 1 of the general formula (Ia) :



wherein R¹ and R² together with the nitrogen to which they are attached, are forming a 8-11 membered saturated or partially saturated bicyclic or tricyclic ring system consisting of the shown nitrogen, 7-10 carbon atoms and from 0 to 1 additional heteroatoms selected from nitrogen, oxygen, and S(=O)_m, where m is 0, 1 or 2, and said ring is substituted with 0 to 3 groups selected from C₁-C₄alkyl, halogen, hydroxy, oxo, COOH, C₁-C₄alkyloxy, C₁-C₄alkyl-
10 oxyC₁-C₄alkyl and C₁-C₄alkylcarbonyl, wherein each alkyl group is substituted with 0 to 2 R¹⁸,
or

R¹ is hydrogen, C₁-C₄alkyl or cyclopropyl and R² is adamantyl substituted with 0 to 2 R¹⁸;

15 With the proviso that R¹ and R² together with the nitrogen to which they are attached are not forming a saturated or partially saturated indole;

R¹⁸ is halo, hydroxy, oxo or COOH;

20 X is a direct bond, -C(=O)- or -S(=O)_n-;

R³ is C₁-C₆alkyl, C₃-C₁₀cycloalkyl, C₃-C₁₀cycloalkylC₁-C₆alkyl, C₁-C₆alkyloxy, C₁-C₆alkyloxy-
C₁-C₆alkyl, arylC₁-C₆alkyloxyC₁-C₆alkyl, C₂-C₆alkenyl, -NR⁶R⁷, C₃-C₁₀hetcycloalkyl, aryl or
25 hetaryl, wherein the alkyl, alkenyl, cycloalkyl, hetcycloalkyl, aryl and hetaryl groups are op-
tionally substituted with R⁵;

With the proviso that if X is a direct bond then R³ is not methyl;

30 R⁵ is hydrogen, halo, hydroxyl, cyano, nitro, COOR⁹, C₁-C₈alkyl, C₃-C₁₀cycloalkyl, C₃-C₁₀het-
cycloalkyl, methylenedioxy, trihalomethyl, trihalomethoxy, aryl, arylC₁-C₆alkyl, C₁-C₆alkyloxy,
C₁-C₆alkyloxyC₁-C₆alkyl, aryloxy, aryloxyC₁-C₆alkyl, arylC₁-C₆alkyloxyC₁-C₆alkyl, hetaryl,
hetarylC₁-C₆alkyl, hetaryloxy, hetarylC₁-C₆alkyloxy, hetaryloxyC₁-C₆alkyl, hetarylC₁-C₆alkyl-

oxyC₁-C₆alkyl, -NR⁶R⁷, -SO_nNR⁶R⁷, NR⁶R⁷carbonylalkyl, arylcarbonylNR⁸, arylthio, hetarylthio, arylSO_n, hetarylSO_n, arylSO_nNR⁶R⁷, arylthioC₁-C₆alkyl, hetarylthioC₁-C₆alkyl or arylC₁-C₆alkylR⁴C₁-C₆alkyl; wherein the aryl and hetaryl groups independently are optionally substituted with one or more R⁸;

5

n is 1 or 2;

R⁴ is hydrogen, halogen, hydroxyl, cyano, nitro, COOR⁹, C₁-C₈alkyl, C₃-C₁₀cycloalkyl, C₃-C₁₀hetcycloalkyl, methylenedioxy, trihalomethyl, trihalomethoxy, aryl, hetaryl, NR⁶R⁷;

10

wherein the aryl and hetaryl groups independently are optionally substituted with one or more R⁸;

R⁶ and R⁷ independently are hydrogen, C₁-C₈alkyl, C₃-C₁₀cycloalkyl, aryl, hetaryl, arylC₁-C₆alkyl or hetarylC₁-C₆alkyl wherein the alkyl, cycloalkyl, aryl and hetaryl groups independently are optionally substituted with one or more of R⁸; or

15

R⁶ and R⁷ together with the nitrogen to which they are attached, are forming a saturated or partially saturated cyclic, bicyclic or tricyclic ring system containing from 4 to 10 carbon atoms and from 0 to 2 additional heteroatoms selected from nitrogen, oxygen or sulfur, the ring system optionally being substituted with at least one C₁-C₈alkyl, aryl, hetaryl, arylC₁-C₆alkyl, hetarylC₁-C₆alkyl, hydroxy, oxo, C₁-C₆alkyloxy, arylC₁-C₆alkyloxy, hetarylC₁-C₆alkyloxy, C₁-C₆alkyloxyC₁-C₆alkyl, C₁-C₆alkylcarbonyl, arylcarbonyl, hetarylcarbonyl, arylC₁-C₆alkylcarbonyl, hetarylC₁-C₆alkylcarbonyl, C₁-C₆alkylcarboxy, arylcarboxy, hetarylcarboxy, arylC₁-C₆alkyl-carboxy or hetarylC₁-C₆alkylcarboxy;

20

R⁸ independently are hydrogen, COOR⁹, hydroxy, oxo, halo, cyano, nitro, C₁-C₆alkyl, C₁-C₆alkyloxy, NR¹⁰R¹¹, methylenedioxy, trihalomethyl or trihalomethoxy;

R⁹ is hydrogen, C₁-C₈alkyl, or arylC₁-C₆alkyl;

25

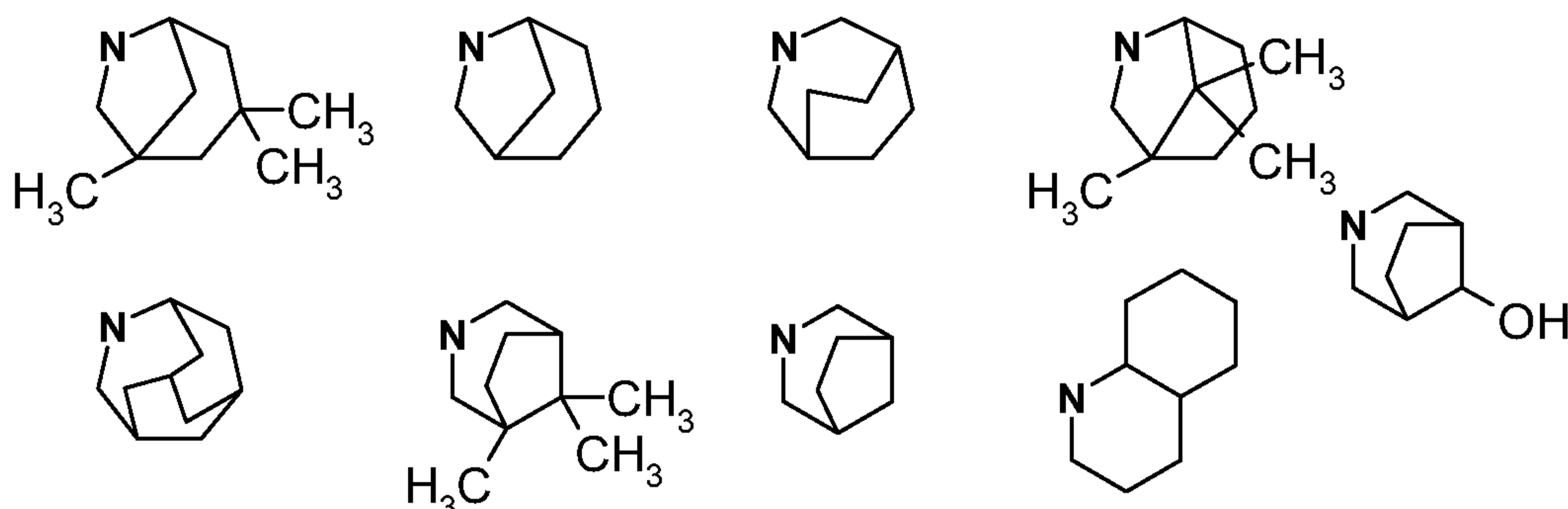
R¹⁰ and R¹¹ independently are hydrogen, C₁-C₈alkyl or arylC₁-C₆alkyl;

or a salt thereof with a pharmaceutically acceptable acid or base, or any optical isomer or mixture of optical isomers, including a racemic mixture, or any tautomeric forms.

30

35

3. The compound according to any of the previous claims, wherein R¹ and R² together with the nitrogen to which they are attached, are forming an 8-11 membered saturated or partially saturated bicyclic or tricyclic ring, said ring being selected from the group consisting of



5 where each is substituted with 0 to 2 R²⁵, and R²⁵ is independently selected from C₁-C₈alkyl, halogen, hydroxy, oxo, COOH, and C₁-C₆alkyloxy.

4. The compound according to claim 1 or 2, wherein R¹ is hydrogen, C₁-C₄alkyl or cyclopropyl.

10

5. The compound according to claim 4, wherein R² is an unsubstituted adamantyl selected from 1-adamantyl and 2-adamantyl.

6. The compound according to claim 4, wherein R² is an adamantyl substituted with one, two or more substituents independently selected from halogen, hydroxy, oxo, COOH, C₁-C₆alkyl and C₁-C₆alkyloxy.

15

7. The compound according to any of the preceding claims, which is selected from the group consisting of:

- 1-(Thiophene-2-sulfonyl)-piperidine-4-carboxylic acid tricyclo[3.3.1.1{3,7}]decan-1-ylamide,
- 1-(Thiophene-2-sulfonyl)-piperidine-4-carboxylic acid tricyclo[3.3.1.1{3,7}]decan-2-ylamide,
- (Octahydro-quinolin-1-yl)-[1-(thiophene-2-sulfonyl)-piperidin-4-yl]-methanone,
- 1-(Thiophene-2-sulfonyl)-piperidine-4-carboxylic acid (3-hydroxy-tricyclo[3.3.1.1{3,7}]decan-1-yl)-amide,
- (4-Spiroindane-piperidin-1-yl)-[1-(thiophene-2-sulfonyl)-piperidin-4-yl]-methanone,
- (4-Aza-tricyclo[4.3.1.1{3,8}]undec-4-yl)-[1-(thiophene-2-sulfonyl)-piperidin-4-yl]-methanone,
- (Octahydro-isoquinolin-2-yl)-[1-(thiophene-2-sulfonyl)-piperidin-4-yl]-methanone,
- (6-Aza-bicyclo[3.2.1]oct-6-yl)-[1-(thiophene-2-sulfonyl)-piperidin-4-yl]-methanone,

(Octahydro-isoindol-2-yl)-[1-(thiophene-2-sulfonyl)-piperidin-4-yl]-methanone,
 (3-Aza-bicyclo[3.2.2]non-3-yl)-[1-(thiophene-2-sulfonyl)-piperidin-4-yl]-methanone,
 1-(4-Acetylamino-benzenesulfonyl)-piperidine-4-carboxylic acid adamantan-2-ylamide,
 1-(4-Trifluoromethyl-benzenesulfonyl)-piperidine-4-carboxylic acid adamantan-2-ylamide,
 1-(2-Trifluoromethoxy-benzenesulfonyl)-piperidine-4-carboxylic acid adamantan-2-ylamide,
 1-(3,4-Dimethoxy-benzenesulfonyl)-piperidine-4-carboxylic acid adamantan-2-ylamide,
 1-(1-Methyl-1*H*-imidazole-4-sulfonyl)-piperidine-4-carboxylic acid adamantan-2-ylamide,
 1-(4-Trifluoromethoxy-benzenesulfonyl)-piperidine-4-carboxylic acid adamantan-2-ylamide,
 1-(5-Pyridin-2-yl-thiophene-2-sulfonyl)-piperidine-4-carboxylic acid adamantan-2-ylamide,
 1-(1,2-Dimethyl-1*H*-imidazole-4-sulfonyl)-piperidine-4-carboxylic acid adamantan-2-ylamide,
 1-(2-Oxo-2*H*-1-benzopyran-6-sulfonyl)-piperidine-4-carboxylic acid adamantan-2-ylamide,
 1-(3,5-Dimethyl-isoxazole-4-sulfonyl)-piperidine-4-carboxylic acid adamantan-2-ylamide,
 1-(4-Cyano-benzenesulfonyl)-piperidine-4-carboxylic acid adamantan-2-ylamide,
 1-Benzenesulfonyl-piperidine-4-carboxylic acid adamantan-2-ylamide,
 1-Methanesulfonyl-piperidine-4-carboxylic acid adamantan-2-ylamide,
 Piperidine-1,4-dicarboxylic acid 1-[(4-acetylamino-phenyl)-amide] 4-adamantan-2-ylamide,
 Piperidine-1,4-dicarboxylic acid 1-[(1,3-benzodioxol-5-ylmethyl)-amide] 4-adamantan-2-yl-
 amide,
 Piperidine-1,4-dicarboxylic acid 1-(benzyl-isopropyl-amide) 4-adamantan-2-ylamide,
 Piperidine-1,4-dicarboxylic acid 1-benzylamide 4-adamantan-2-ylamide,
 Piperidine-1,4-dicarboxylic acid 1-(4-methanesulfonyl-benzylamide) 4-adamantan-2-yl-
 amide,
 1-(4-Hydroxy-piperidine-1-carbonyl)-piperidine-4-carboxylic acid adamantan-2-ylamide,
 1-(3-Trifluoromethyl-5,6-dihydro-8*H*-1,2,4-triazolo[4,3-*a*]pyrazine-7-carbonyl)-piperidine-4-
 carboxylic acid adamantan-2-ylamide,
 1-[4-(Adamantan-2-ylcarbonyl)-piperidine-1-carbonyl]-piperidine-4-carboxylic acid ethyl
 ester,
 [1-(Thiophene-2-sulfonyl)-piperidin-4-yl]-(1,3,3-trimethyl-6-aza-bicyclo[3.2.1]oct-6-yl)-
 methanone,
 1-(5-Chloro-thiophene-2-sulfonyl)-piperidine-4-carboxylic acid adamantan-2-ylamide,
 1-(2-Piperidin-1-yl-ethanesulfonyl)-piperidine-4-carboxylic acid adamantan-2-ylamide,
 Piperidine-1,4-dicarboxylic acid 4-adamantan-2-ylamide 1-(2,4-dimethoxy-benzylamide), or
 a prodrug thereof, a salt thereof with a pharmaceutically acceptable acid or base, or any op-
 tical isomer or mixture of optical isomers, including a racemic mixture, or any tautomeric
 forms.

8. The compound according to any of the preceding claims 1-6, which is selected from the group consisting of:

1-(Thiophene-2-sulfonyl)-piperidine-4-carboxylic acid adamantan-1-ylamide;

5 1-(Thiophene-2-sulfonyl)-piperidine-4-carboxylic acid adamantan-2-ylamide;

1-[2-(2,4-Difluoro-phenyl)-acetyl]-piperidine-4-carboxylic acid (5-hydroxy-adamantan-2-yl)-amide;

1-Benzenesulfonyl-piperidine-4-carboxylic acid (5-hydroxy-bicyclo[2.2.1]-hept-2-yl)-methylamide;

10 1-(2-Chloro-benzene-sulfonyl)-piperidine-4-carboxylic acid (5-hydroxy-adamantan-2-yl)-amide;

1-(2-Pyridin-2-yl-ethane-sulfonyl)-piperidine-4-carboxylic acid (5-hydroxy-adamantan-2-yl)-amide;

1-Cyclopropanesulfonyl-piperidine-4-carboxylic acid (5-hydroxy-adamantan-2-yl)-amide;

15 1-(2,4-Dichloro-benzene-sulfonyl)-piperidine-4-carboxylic acid (5-hydroxy-adamantan-2-yl)-amide;

1-(Pyridine-2-sulfonyl)-piperidine-4-carboxylic acid (5-hydroxy-adamantan-2-yl)-amide;

1-(5-Fluoro-2-methyl-benzenesulfonyl)-piperidine-4-carboxylic acid adamantan-2-ylamide;

1-(5-Phenyl-pentanoyl)-piperidine-4-carboxylic acid adamantan-2-ylamide;

20 1-(2-Cyano-benzene-sulfonyl)-piperidine-4-carboxylic acid adamantan-2-ylamide;

1-(Isoquinoline-1-carbonyl)-piperidine-4-carboxylic acid adamantan-2-ylamide;

1-(2-Cyclohexyl-acetyl)-piperidine-4-carboxylic acid adamantan-2-yl-amide;

1-(Quinoline-8-sulfonyl)-piperidine-4-carboxylic acid adamantan-2-yl-amide;

1-(2-Trifluoromethyl-benzenesulfonyl)-piperidine-4-carboxylic acid adamantan-2-yl-amide;

25 1-(2-Chloro-4-fluoro-benzenesulfonyl)-piperidine-4-carboxylic acid adamantan-2-yl-amide;

1-(2,4-Difluoro-benzene-sulfonyl)-piperidine-4-carboxylic acid adamantan-2-ylamide;

1-(4-Fluoro-benzene-sulfonyl)-4-methyl-piperidine-4-carboxylic acid (5-hydroxy-adamantan-2-yl)-amide;

1-Cyclobutanecarbonyl-piperidine-4-carboxylic acid adamantan-2-ylamide;

30 1-[2-(3,4-Difluoro-phenyl)-acetyl]-piperidine-4-carboxylic acid adamantan-2-ylamide;

1-(4-Fluoro-benzene-sulfonyl)-piperidine-4-carboxylic acid adamantan-2-ylamide;

1-(2-Cyclopropyl-acetyl)-piperidine-4-carboxylic acid adamantan-2-ylamide;

1-(2,2,2-Trifluoro-acetyl)-piperidine-4-carboxylic acid adamantan-2-ylamide;

1-Benzenesulfonyl-piperidine-4-carboxylic acid (5-hydroxymethyl-adamantan-2-yl)-amide;

35 1-[2-(4-Chloro-phenoxy)-acetyl]-piperidine-4-carboxylic acid adamantan-2-ylamide;

- 1-Benzenesulfonyl-piperidine-4-carboxylic acid (5-hydroxy-adamantan-2-yl)-amide;
 1-[(E)-3-(4-Fluoro-phenyl)-acryloyl]-piperidine-4-carboxylic acid adamantan-2-ylamide;
 1-(3-Cyano-benzene-sulfonyl)-piperidine-4-carboxylic acid adamantan-2-ylamide;
 1-(6-Methyl-pyridine-2-carbonyl)-piperidine-4-carboxylic acid adamantan-2-ylamide;
 5 1-(2-Benzo[1,3]dioxol-5-yl-acetyl)-piperidine-4-carboxylic acid adamantan-2-ylamide;
 1-Ethenesulfonyl-piperidine-4-carboxylic acid adamantan-2-ylamide;
 1-(4-Fluoro-benzenesulfonyl)-piperidine-4-carboxylic acid (5-hydroxy-adamantan-2-yl)-
 amide;
 1-(4-Fluoro-benzoyl)-piperidine-4-carboxylic acid adamantan-2-ylamide;
 10 1-(3,5-Difluoro-benzoyl)-piperidine-4-carboxylic acid adamantan-2-ylamide;
 1-(Quinoxaline-5-carbonyl)-piperidine-4-carboxylic acid adamantan-2-ylamide;
 1-(2-Benzylamino-ethane-sulfonyl)-piperidine-4-carboxylic acid adamantan-2-ylamide;
 1-(6-Chloro-pyridine-3-carbonyl)-piperidine-4-carboxylic acid adamantan-2-ylamide;
 1-[3-(3,5-Dimethyl-1*H*-pyrazol-4-yl)-propionyl]-piperidine-4-carboxylic acid adamantan-2-
 15 ylamide;
 (1-Benzenesulfonyl-piperidin-4-yl)-(octahydro-quinolin-1-yl)-methanone;
 1-(2-Methoxy-acetyl)-piperidine-4-carboxylic acid adamantan-2-ylamide;
 1-[2-(4-Hydroxy-piperidin-1-yl)-ethanesulfonyl]-piperidine-4-carboxylic acid adamantan-2-
 ylamide;
 20 (3-Aza-bicyclo[3.2.2]non-3-yl)-(1-benzenesulfonyl-piperidin-4-yl)-methanone;
 (4-Aza-tricyclo-[4.3.1.1{3,8}]undec-4-yl)-(1-benzenesulfonyl-piperidin-4-yl)-methanone;
 1-Benzenesulfonyl-piperidine-4-carboxylic acid (1-hydroxy-adamantan-2-yl)-amide;
 1-Benzenesulfonyl-piperidine-4-carboxylic acid (5-hydroxy-adamantan-2-yl)-methyl-amide;
 1-Benzenesulfonyl-piperidine-4-carboxylic acid (5-hydroxymethyl-adamantan-2-yl)-methyl-
 25 amide;
 1-(4-Methoxy-piperidine-1-carbonyl)-piperidine-4-carboxylic acid adamantan-2-ylamide;
 1-[4-(Adamantan-2-ylcarbamoyl)-piperidine-1-carbonyl]-piperidine-4-carboxylic acid;
 1-(4-Chloro-piperidine-1-carbonyl)-piperidine-4-carboxylic acid adamantan-2-ylamide;
 Piperidine-1,4-dicarboxylic acid 4-adamantan-2-ylamide 1-[(4-*tert*-butoxy-cyclohexyl)-amide];
 30 1-[4-(4-Fluoro-phenyl)-4-hydroxy-piperidine-1-carbonyl]-piperidine-4-carboxylic acid adaman-
 tan-2-ylamide; or
 a prodrug thereof, a salt thereof with a pharmaceutically acceptable acid or base, or any op-
 tical isomer or mixture of optical isomers, including a racemic mixture, or any tautomeric
 forms.

9. The compound according to any one of the preceding claims, which is an agent useful for the treatment, prevention and/or prophylaxis of any conditions, disorders and diseases wherein a modulation or an inhibition of the activity of 11 β HSD1 is beneficial.

5 10. The compound according to any one of the claims 1-8, which is an agent useful for the treatment, prevention and/or prophylaxis of any conditions, disorders and diseases that are influenced by intracellular glucocorticoid levels.

10 11. The compound according to any one of the claims 1-8 which is an agent useful for the treatment, prevention and/or prophylaxis of conditions, disorders or diseases selected from the group consisting of the metabolic syndrome, insulin resistance, dyslipidemia, hypertension and obesity.

15 12. A pharmaceutical composition comprising, as an active ingredient, at least one compound according to any one of the claims 1-8 together with one or more pharmaceutically acceptable carriers or excipients.

20 13. Use of a compound according to any of the claims 1-8, for the preparation of a pharmaceutical composition for the treatment, prevention and/or prophylaxis of any conditions, disorders and diseases wherein a modulation or an inhibition of the activity of 11 β HSD1 is beneficial.

25 14. Use of a compound according to any of the claims 1-8, for the preparation of a pharmaceutical composition for the treatment, prevention and/or prophylaxis of any conditions, disorders and diseases that are influenced by intracellular glucocorticoid levels.

30 15. Use of a compound according to any of the claims 1-8, for the preparation of a pharmaceutical composition for the treatment, prevention and/or prophylaxis of conditions, disorders or diseases selected from the group consisting of the metabolic syndrome, insulin resistance, dyslipidemia, hypertension and obesity.

35 16. A method for the treatment, prevention and/or prophylaxis of any conditions, disorders or diseases wherein a modulation or an inhibition of the activity of 11 β HSD1 is beneficial, the method comprising administering to a subject in need thereof an effective amount of a compound according to the invention.