

(19) World Intellectual Property Organization
International Bureau



(43) International Publication Date
16 October 2008 (16.10.2008)

PCT

(10) International Publication Number
WO 2008/124617 A2

(51) International Patent Classification:
A61K 9/48 (2006.01) A61K 47/36 (2006.01)

(74) Agent: BRUESS, Steven, C.; Merchant & Gould P.C.,
P.O. Box 2903, Minneapolis, MN 55402-0903 (US).

(21) International Application Number:
PCT/US2008/059447

(81) Designated States (unless otherwise indicated, for every kind of national protection available): AE, AG, AL, AM, AO, AT, AU, AZ, BA, BB, BG, BH, BR, BW, BY, BZ, CA, CH, CN, CO, CR, CU, CZ, DE, DK, DM, DO, DZ, EC, EE, EG, ES, FI, GB, GD, GE, GH, GM, GT, HN, HR, HU, ID, IL, IN, IS, JP, KE, KG, KM, KN, KP, KR, KZ, LA, LC, LK, LR, LS, LT, LU, LY, MA, MD, ME, MG, MK, MN, MW, MX, MY, MZ, NA, NG, NI, NO, NZ, OM, PG, PH, PL, PT, RO, RS, RU, SC, SD, SE, SG, SK, SL, SM, SV, SY, TJ, TM, TN, TR, TT, TZ, UA, UG, US, UZ, VC, VN, ZA, ZM, ZW.

(22) International Filing Date: 4 April 2008 (04.04.2008)

(25) Filing Language: English

(26) Publication Language: English

(30) Priority Data:
60/922,062 5 April 2007 (05.04.2007) US

(84) Designated States (unless otherwise indicated, for every kind of regional protection available): ARIPO (BW, GH, GM, KE, LS, MW, MZ, NA, SD, SL, SZ, TZ, UG, ZM, ZW), Eurasian (AM, AZ, BY, KG, KZ, MD, RU, TJ, TM), European (AT, BE, BG, CH, CY, CZ, DE, DK, EE, ES, FI, FR, GB, GR, HR, HU, IE, IS, IT, LT, LU, LV, MC, MT, NL, NO, PL, PT, RO, SE, SI, SK, TR), OAPI (BF, BJ, CF, CG, CI, CM, GA, GN, GQ, GW, ML, MR, NE, SN, TD, TG).

(71) Applicant (for all designated States except US): UNIVERSITY OF KANSAS [US/US]; Youngberg Hall, 2385 Irving Hill Road, Lawrence, KS 66045-7563 (US).

(72) Inventors; and

(75) Inventors/Applicants (for US only): RAJEWSKI, Roger, A. [US/US]; 4628 Muirfield Drive, Lawrence, KS 66047 (US). HASLAM, John, L. [US/US]; 1560 N. 1060 Road, Lawrence, KS 66046 (US).

Published:
— without international search report and to be republished upon receipt of that report

(54) Title: RAPIDLY DISSOLVING PHARMACEUTICAL COMPOSITIONS COMPRISING PULLULAN

Disintegration (Breakthrough) Time

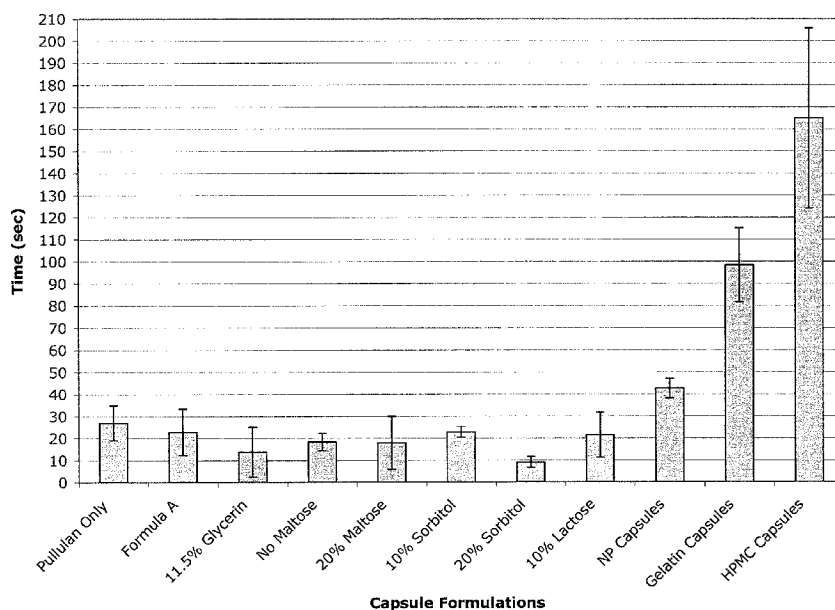


FIGURE 1

(57) Abstract: The present invention provides an orally dissolving capsule comprising pullulan, a plasticizer and a dissolution enhancing agent. The capsule is used for rapid delivery of one or more pharmaceutical agents.

WO 2008/124617 A2

RAPIDLY DISSOLVING PHARMACEUTICAL COMPOSITIONS COMPRISING PULLULAN

This application is being filed on 4 April 2008, as a PCT International Patent
5 application in the name of the University of Kansas, a U.S. university, applicant for
the designation of all countries except the US, and Roger A. Rajewski and John L.
Haslam, citizens of the U.S., applicants for the designation of the US only, and
claims priority to U.S. Provisional Patent Application Serial No. 60/922,062, filed
April 5, 2007 and is incorporated herein by reference.

10

TECHNICAL FIELD

The present invention provides an orally dissolving capsule comprising
pullulan, a plasticizer and a dissolution enhancing agent. The capsule is used for
rapid delivery of one or more pharmaceutical agents.

15

BACKGROUND ART

Oral capsules are a well-known dosage form for administering various agents
into the body. Generally speaking, such capsules have two basic components,
namely, a fill material that includes a pharmaceutically active agent, and a shell that
20 encapsulates the fill material. Upon administration, the fill material is released and
absorbed by the body as the shell degrades under various digestive forces.

Many specific constituents have been used to form the shell of various
capsule formulations. One basic component is a matrix, or film forming material,
such as gelatin, hydroxypropyl methyl cellulose (HPMC), gums, or other polymeric
25 materials including pullulan. Certain types of pullulan capsules are commercially
available, for example, Capsugel NPcaps® capsules are available from Pfizer.
Capsugel NPcaps® capsules contain pullulan, carageenan, and potassium chloride.

The present disclosure provides hard pullulan capsules that disintegrate more
rapidly than Capsugel NPcaps® capsules in the oral cavity for the rapid delivery of
30 pharmaceutical agents. The disclosure further provides aqueous pullulan film
forming compositions with good setting properties to be used in the manufacture of
hard capsules in a dip molding process, that disintegrate rapidly in the oral cavity.

DISCLOSURE OF INVENTION

The present invention provides an orally dissolving capsule comprising pullulan, a plasticizer and a dissolution enhancing agent. In one embodiment, the capsule comprises pullulan in an amount from about 60 to about 99 wt % based on
5 total capsule shell solids.

In one embodiment, the plasticizer is a polyol, preferably selected from at least one of glycerol, propylene glycol, polyvinyl alcohol, sorbitol, pluronic and maltitol. In a specific embodiment, the plasticizer is glycerol. In another
10 embodiment, the plasticizer is an anionic surfactant selected from selected from the group consisting of (C₁₀-C₂₀)-alkyl carboxylates, alkylene carboxylates, alkyl ether carboxylates, fatty alcohol sulfates, fatty alcohol ether sulfates, alkylamide sulfates and sulfonates, fatty acid alkylamide polyglycol ether sulfates, alkanesulfonates, hydroxyalkanesulfonates, olefinsulfonates, acyl esters of isethionates, alpha-sulfo
15 fatty acid esters, alkylbenzenesulfonates, alkylphenol glycol ether sulfonates, sulfosuccinates, sulfosuccinic monoesters and diesters, fatty alcohol ether phosphates, protein/fatty acid condensation products, alkyl monoglyceride sulfates and sulfonates, alkyglyceride ether sulfonates, fatty acid methyltaurides, fatty acid sarcosinates, sulfuricinoleates, acylglutamates, and mixtures thereof. In a specific
20 embodiment, the plasticizer is sodium lauryl sulfate. The plasticizer may be present in an amount from about 0.1 to about 20 wt % based on total capsule shell solids.

The dissolution enhancing agent is preferably selected from at least one of maltose, lactose, sorbitol, mannitol, gluconic acid lactone, xylitol, maltitol, and isomalt, and may be present in an amount from about 0.1 to about 35 wt % based on
total capsule shell solids.

25 The invention further includes an orally dissolving capsule comprising pullulan, wherein the capsule has a normalized breakthrough of less than 30 seconds in the oral cavity of a patient. The invention also provides an orally dissolving capsule comprising pullulan, said capsule having a normalized breakthrough time of less than 25 seconds in water at 37 °C, or less than about 20 seconds; less than about
30 18 seconds; less than about 15 seconds; less than about 13 seconds; or less than about 11 seconds.

The invention further includes a capsule formulation comprising about 70-85 wt% pullulan, about 5-10 wt% glycerin, about 5-10 wt% polydextrose, about 5-10 wt% maltose and about 0.5-2 wt% acesulfame.

The invention further includes a capsule formulation comprising about 70-85 wt% pullulan, about 5-10 wt% glycerin, about 5-10 wt% polydextrose, and about 10-20 wt% sorbitol.

Also provided is a pharmaceutical composition comprising a hard capsule shell comprising pullulan, one or more plasticizers, and one or more dissolution enhancing agents; wherein the hard capsule shell is filled with a capsule fill formulation comprising one or more pharmaceutical agents and one or more excipients.

10

BRIEF DESCRIPTION OF THE DRAWINGS

Figure 1 shows average capsule disintegration times at 37 °C for various capsule formulations.

Figure 2 shows average capsule disintegration times for Formula A capsules compared to commercial Capsugel NPcaps® capsules at 25 °C and 37 °C.

15

Figure 3 shows average capsule dissolution profiles for Formula A capsules compared to commercial Capsugel NPcaps® capsules at 37 °C.

Figure 4 shows the release of caffeine from enteric coated capsules of Example 11 (20JLH49) compared to commercial Capsugel® gelatin capsules which were also enteric coated.

20

MODES FOR CARRYING OUT THE INVENTION

The present invention is directed to a rapidly dissolving capsule or film receptacle, comprising pullulan, one or more plasticizers, and one or more dissolution enhancing agents. The rapidly dissolving pullulan capsule or film receptacle may be used to rapidly administer one or more pharmaceutical agents to a patient. The invention contemplates that the capsule will contain a therapeutically effective amount of one or more pharmaceuticals in the capsule fill formulation.

25

The term "therapeutically effective amount" is used to describe an amount of the pharmaceutical that treats, totally or partially, the progression of the condition or alleviates, at least partially, one or more symptoms of the condition. A therapeutically effective amount can also be an amount that is prophylactically effective. The amount that is therapeutically effective will depend upon the patient's size and gender, the condition to be treated, the severity of the condition and the result sought. For a given patient and condition, a therapeutically effective amount can be determined by methods known to those of skill in the art.

30

The term "patient" or "subject" to be treated is preferably a mammal, such as a domesticated animal or a livestock animal. More preferably, the patient is a human.

The term "disintegrate" refers to breaking into parts, or loose cohesion.
5 Thus, a capsule may disintegrate and release its contents prior to entirely dissolving. Disintegration time is equivalent to breakthrough time.

The term "fully dissolve" means to go from a solid state to fully into solution in a liquid. The term "dissolve" may be modified so as to refer to the percent of dissolution; for example, the use of the term "70% dissolved" refers to a capsule
10 shell or film composition that is 30% solid and 70% in solution.

The term "capsule" refers to a hard shell pharmaceutical capsule. The capsule may be amenable to use in capsule filling machine instrumentation for the filling of pharmaceutical drugs and capsule fill formulations. The capsules consist of a body and a cap.

15 The term "orally dissolving capsule" refers to a capsule that disintegrates in saliva in the oral cavity of a patient with no need for chewing or drinking liquids to ingest the capsule.

Pullulan is a natural, viscous, water-soluble polysaccharide extracellularly produced by growing certain yeasts on starch syrups. Pullulan can be produced
20 through a fermentation process from starch by the fungus *Aureobasidium pullulans*. Specifically, pullulan is a polysaccharide linear polymer consisting of maltotriose units. Three glucose units of maltotriose are connected by an α -1,4 glycosidic bond, whereas consecutive maltotriose units are connected to each other by an α -1,6 glycosidic bond. Pullulan is an edible, mostly tasteless polymer.

25 In one aspect, the pullulan has a molecular weight between about 50 to 500 kDa, between about 100 to 400 kDa, between about 150 to 300 kDa, and preferably between about 180 and 250 kDa. In another aspect, the molecular weight is greater than about 50 kDa, greater than about 100 kDa, greater than about 150 kDa, or greater than about 200 kDa.

30 In one aspect, the hard capsule shell comprises pullulan from about 50 to about 99 wt % of total capsule shell solids. In a further aspect, the receptacle comprises about 60 to 90 wt% pullulan, or 70 to 80 wt% pullulan.

In addition to pullulan, the hard capsule of the present disclosure further comprises one or more plasticizers and one or more dissolution enhancing agents.

These additives are included in the shell to control the physical characteristics thereof.

The plasticizing agent is added to control the softness or pliability of the shell. Certain amounts of plasticizing agents are added in order to keep the shell
5 from becoming overly brittle. In one aspect, the plasticizing agent is a polyol that is selected from the group consisting of glycerol, propylene glycol, polyvinyl alcohol, sorbitol, pluronic and maltitol. In a specific aspect, the plasticizer is glycerol. In one aspect the plasticizer is present in the capsule shell at about 0.1% to about 20 wt% of total capsule shell solids. In a specific aspect, the plasticizer is about 5 to about 10
10 wt% of the capsule shell solids.

The dissolution enhancing agent is added to enhance disintegration, and/or to increase the rate of dissolution, of the capsule or film, in the oral cavity, or in water. The dissolution enhancing agent may be selected from maltose, lactose, sorbitol, gluconic acid lactone, mannitol, xylitol, maltitol, and isomalt. In one aspect, the
15 dissolution enhancing agent is present from about 0.1% to about 35 wt % of the capsule shell solids.

In one aspect, the hard capsule shell optionally further comprises a strengthening agent. The strengthening agent is selected from the group consisting of polydextrose, cellulose, or its derivatives, maltodextrin, guar gum, gelatin,
20 alginates, and gum arabic. The strengthening agent is present from about 0 to about 20 wt % of the weight of the capsule shell. In a specific aspect, the strengthening agent is polydextrose.

In one aspect, the hard capsule shell optionally further comprises one or more sweeteners. The sweetener may be selected from a solid natural or synthetic
25 sweetener. The natural sugar may be selected from sucrose, dextrose, fructose, lactose, maltose, glucose syrup, invert sugar, and hydrolyzed lactose. The synthetic sweetener may be selected from aspartame, a cyclamate, saccharin, acesulfame salts, neo-hesperidin dihydrochalcone, sucralose, alitame, stevia, talin, glycyrrhizin, thaumatin, xylitol, and mixtures thereof. The term saccharin as used herein includes
30 saccharin itself, saccharin acids, and saccharin salts such as sodium saccharin. In one aspect, the sweetener is acesulfame K. The sweetener is present from about 0 to about 5 wt % of the weight of the capsule shell.

In one aspect, the hard capsule shell optionally further comprises one or more flavoring agents. The flavoring agents that may be used include those flavors

known to the skilled artisan, such as natural and artificial flavors. These flavorings may be chosen from synthetic flavor oils and flavoring aromatics and/or oils, oleoresins and extracts derived from plants, leaves, flowers, fruits, and so forth, and combinations thereof. Nonlimiting representative flavor oils include spearmint oil, 5 cinnamon oil, oil of wintergreen (methyl salicylate), peppermint oil, clove oil, bay oil, anise oil, eucalyptus oil, thyme oil, cedar leaf oil, oil of nutmeg, allspice, oil of sage, mace, oil of bitter almonds, and cassia oil. Also useful flavorings are artificial, natural and synthetic fruit flavors such as vanilla, and citrus oils including, without limitation, lemon, orange, lime, grapefruit, and fruit essences including apple, pear, 10 peach, grape, strawberry, raspberry, cherry, plum, pineapple, apricot and so forth. These flavoring agents may be used in liquid or solid form and may be used individually or in admixture. Commonly used flavors include mints such as peppermint, menthol, artificial vanilla, cinnamon derivatives, and various fruit flavors, whether employed individually or in admixture. Other useful flavorings 15 include aldehydes and esters such as cinnamyl acetate, cinnamaldehyde, citral diethylacetal, dihydrocarvyl acetate, eugenyl formate, p-methylamisol, and so forth may be used. The flavor is present from about 0 to about 5% by weight of the capsule shell solids.

In one aspect, the hard capsule shell optionally further comprises one or 20 more saliva stimulating agents. One or more salivary stimulants can be optionally added to the capsule shell. Several salivary stimulants are described in US Patent No. 4,820,506, which is incorporated herein by reference. Salivary stimulants include, but are not limited to, certain organic acids, and sweeteners. Organic acid salivary stimulants include adipic, ascorbic, citric, fumaric, lactic, malic and tartaric 25 acids. Preferred organic acids are citric, malic and ascorbic acids. The most common sweeteners for use as saliva stimulating agents are sugars such as glucose, dextrose, fructose, lactose, maltose, xylose, sucrose, corn sugar syrup, and other sweet mono- or di-saccharides, as well as artificial sweeteners such as acesulfame, aspartame, saccharin, as well as xylitol and other polyols. Preferred sweeteners that 30 are known to be used as salivary stimulants include maltose, acesulfame, aspartame and saccharin. The amount of saliva stimulating agent in the capsule shell is from about 0 to about 15 wt %. In a one aspect, the saliva stimulating agent is present from about 0.1 wt % to about 5 wt % of the weight of the capsule shell.

In one aspect, the hard capsule shell optionally further comprises one or more colorants and opacifiers. Colorants include such compounds as, by way of example and without limitation, titanium dioxide, talc, FD&C Red No. 3, FD&C Red No. 20, FD&C Yellow No. 6, FD&C Blue No. 2, FD&C Green No. 5, FD&C Orange No. 5, FD&C Red No. 8, caramel, ferric oxide, other FD&C dyes, lakes, and natural coloring agents such as grape skin extract, beet red powder, beta-carotene, annato, carmine, turmeric, paprika, and other materials known in the art. The amount of coloring agent used will vary as desired.

Opacifiers include compounds used to render a coating opaque. An opacifier may be used alone or in combination with a colorant. Such compounds include, by way of example and without limitation, titanium dioxide, talc and other materials known in the art.

In one aspect, the pullulan capsule formulation exhibits rapid disintegration and dissolution in saliva in the oral cavity of a patient for rapid delivery of a pharmaceutical agent. Such a capsule provides a platform for the delivery of drugs without having to swallow or consume a glass of water. In one aspect, the capsule disintegrates in the oral cavity of a patient in less than 30 seconds.

In another aspect, the pullulan capsule exhibits rapid disintegration and dissolution in water. Such a capsule provides a platform for rapid mixing of the contents with water for ingestion via drinking or installation in body cavities. In one aspect, the hard capsule disintegrates in water at 37°C in less than 25 seconds. Disintegration data for certain embodiments of the invention compared to commercial and conventional capsules at 37°C is shown in Figure 1. Disintegration time Formula A capsules compared to commercial Capsugel NPCaps® capsules at both 25°C and 37 °C is shown in Figure 2.

In one aspect, 70% of the hard capsule dissolves in water at 37°C in less than 5 minutes. Dissolution time for Formula A capsules compared to commercial Capsugel NPCaps® capsules at 37 °C is shown in Figure 3.

In another aspect, the capsule further comprises an enteric coating for delivery to the gastrointestinal tract. In this aspect, the capsules are enteric coated for protection from the pH of the stomach and provide rapid delivery of the contents upon entering the small intestine. In one aspect, the container devices contain a pharmaceutical formulation and are used for the rapid oral, buccal, sublingual,

gingival, pharyngeal, nasal, sinus, ophthalmic, rectal, or intravaginal administration of a pharmaceutical agent.

In another aspect, the capsule shell has a thickness between about 50 to 150 microns, 80 to 120 microns, 90 to 110 microns, and preferably 95 to 105 microns.

5 In one embodiment, the capsules are enteric coated for rapid delivery of one or more pharmaceutical agents in the small intestine. The enteric coating layer(s) may be applied onto the formulation comprising the pullulan using standard coating techniques. The enteric coating materials may be dissolved or dispersed in organic or aqueous solvents and may include one or more of the following materials:

10 methacrylic acid copolymers (e.g. Eudragit), shellac, hydroxypropylmethcellulose phthalate, polyvinyl acetate phthalate, hydroxypropylmethylcellulose trimellitate, carboxymethylethylcellulose, cellulose acetate phthalate, cellulose triacetyl phthalate, sodium cellulose acetate phthalate, cellulose ester phthalate, cellulose ether phthalate, methylcellulose phthalate, cellulose ester-ether phthalate, hydroxy

15 propyl cellulose phthalate, alkali salts of cellulose acetate phthalate, alkaline earth salts of cellulose acetate phthalate, calcium salt of cellulose acetate phthalate, ammonium salt of hydroxypropyl methylcellulose phthalate, cellulose acetate hexahydrophthalate, hydroxypropyl methylcellulose hexahydrophthalate, and polyvinyl acetate phthalate, or other suitable enteric coating polymer(s). The enteric

20 materials are discussed in Remington's Pharmaceutical Sciences, which is periodically updated.

The pH at which the enteric coat will dissolve can be controlled by the polymer or combination of polymers selected and/or ratio of pendant groups. For example, dissolution characteristics of the polymer film can be altered by the ratio of

25 free carboxyl groups to ester groups. Enteric coating layers also contain pharmaceutically acceptable plasticizers such as triethyl citrate, dibutyl phthalate, triacetin, polyethylene glycols, polysorbates, or other plasticizers. Additives such as dispersants, colorants, anti-adhering, and anti-foaming agents may also be included. The enteric coating may be applied by press coating, molding, spraying, dipping,

30 and/or air-suspension, or air tumbling procedures.

One method of applying the enteric coating is by pan coating, where the enteric coating is applied by spraying the enteric composition onto the capsules accompanied by tumbling in a rotating pan. Another method of applying the enteric coating is by fluidized bed coating. The enteric coating material may be applied to

the capsules by employing solvents, including an organic, aqueous or a mixture of an organic and aqueous solvent. Exemplary solvents suitable in applying the enteric coating include an alcohol, ketone, ester, ether, aliphatic hydrocarbon, halogenated solvents, cycloaliphatic solvents, aromatic, heterocyclic, aqueous solvents, and mixtures thereof. In a preferred embodiment, the enteric coating consists of acrylic-based or poly(vinylacetate) phthalate based coating polymers in an aqueous dispersion. In preferred embodiments, the coating has a thickness from about 5 to 15% of the final dosage form.

The present disclosure further provides a rapidly dissolving film, the film comprising pullulan, one or more plasticizers, and one or more dissolution enhancing agents. The film is used to form receptacles, or envelopes, for the delivery of pharmaceutical agents. The film exhibits a normalized 100-micron film aqueous film breakthrough time of less than 20, 19, 18, 17, 16, 15, 14, 13, 12, 11, 10, 9, 8, or 7 seconds using the film breakthrough test described herein. In yet another aspect, the receptacle is a capsule which exhibits a normalized 100 micron film aqueous release time of less than 100, 95, 90, 85, 80, 75, 70, 65, 60, 55, or 50 seconds for complete release of DiPac® sugar as a test compound from the capsule using the test described herein. The contents preferably begin to release between about 7-20 seconds after placement of the receptacle into the oral cavity, nasal cavity, rectum, eye, or vagina of the patient.

The present disclosure further provides a pharmaceutical composition comprising a hard capsule shell, the capsule shell comprising pullulan, one or more plasticizers, and one or more dissolution enhancing agents; wherein the hard capsule shell is filled with a capsule fill formulation comprising one or more pharmaceutical agents and one or more excipients.

In one embodiment, the capsule shell comprises about 65 to 99 wt% pullulan, 0.1-10 wt% glycerin, 0.1-20 wt% polydextrose, 0-20 wt% maltose and 0-5 wt% of a sweetener. In another embodiment, the maltose is replaced by sorbitol. In another embodiment, the maltose is replaced by lactose. One specific embodiment provides capsule shells comprising 76 wt% pullulan, 7.6 wt% of glycerin, 7.6 wt% of polydextrose, 7.6% of maltose, and 0.8% of a sweetener as percent of total capsule shell solids. Another specific embodiment provides capsule shells comprising 71 wt% pullulan, 7 wt% glycerin, 7 wt% polydextrose, and 14 wt% sorbitol.

Capsule Fill Formulations

The capsule fill formulation comprises one or more pharmaceutical agents and one or more excipients. Exemplary pharmaceutical agents used in the capsule fill formulation are selected from one or more of, but not limited to:

5 cardioactive medications, including but not limited to organic nitrates such as nitroglycerin, isosorbide dinitrate and isosorbide mononitrates; quinidine sulfate; procainamide; thiazides such as bendroflumethiazide, chlorothiazide, and hydrochlorothiazide; nifedipine; nicardipine; adrenergic blocking agents, such as timolol, and propranolol; verapamil; diltiazem; captopril; clonidine; and prazosin
10 and the like;

 cardiovascular agents, including but are not limited to nitroglycerin, isosorbide dinitrate, captopril, enalapril, enalaprilat, quinapril, lisinopril, ramipril, losartan, amrinone, linnone, vesnerinone, hydralazine, nicorandil, prozasin, doxazosin, bunazosin, tannulosin, yohimbine, propranolol, metoprolol, nadolol,
15 atenolol, timolol, esmolol, pindolol, acebutolol, labetalol, phentolamine, cawedilol, bucindolol, verapamil, nifedipine, amlodipine, and dobutamine, or a sexual dysfunction agent like sildenafil citrate (Viagra);

 diuretics, including but are not limited to acetazolamide, dichlorphenamide, methazolamide, furosemide, bumetanide, ethacrynic acid toseimde, azosemide,
20 muzolimine, piretanide, tripamide, bendroflumethiazide, benzthiazide, chlorothiazide, hydrochlorothiazide, hydroflumethiazide, methyclothiazide, polythiazide, trichlormethiazide, indapamide, metolazone, quinethazone, arniloride, triamterene, spironolactone, canrenone, and potassium canrenoate;

 androgenic steroids, such as, testosterone; methyltestosterone, and
25 fluoxymesterone, and the like;

 estrogens, such as conjugated estrogens, esterified estrogens, estropipate, 17-betaestradiol, 17-beta-estradiol valerate, equilin, mestranol, estrone, estriol, 17-beta-ethinyl estradiol, and diethylstilbestrol, and the like;

 progestational agents, such as progesterone, 19-norprogesterone,
30 norethindrone, norethindrone acetate, melengestrol, chlormadinone, ethisterone, medroxyprogesterone acetate, hydroxyprogesterone caproate, ethynodiol diacetate, norethynodrel, 17-alpha-hydroxyprogesterone, dydrogesterone, dimethisterone, ethinylestrenol, norgestrel, demegestone, promegestone, and megestrol acetate, and the like;

central nervous system agents, for example sedatives, hyponotics, antianxiety agents, analgesics and anesthetics, such as buprenorphine, naloxone, haloperidol, fluphenazine, pentobarbital, phenobarbital, secobarbital, codeine, lidocaine, tetracaine, dyclonine, dibucaine, cocaine, procaine, mepivacaine, bupivacaine, etidocaine, prilocaine, benzocaine, fentanyl, and nicotine, and the like;

5 anesthetics, such as etomidate, ketamine, propofol, and benodiazapines (e.g., chlordiazepoxide, diazepam, clonazepam, halazepam, flurazepam, quazepam, estazolam, triazolam, alprazolam, midazolam, temazepam, oxazepam, lorazepam), benzocaine, dyclonine, bupivacaine, etidocaine, lidocaine, mepivacaine, promoxine, prilocaine, procaine, proparacaine, ropivacaine, and tetracaine. Other useful agents may include amobarbital, aprobarbital, butobarbital, butalbital mephobarbital, methohexital, pentobarbital, phenobarbital, secobarbital, thiopental, paral, chloralhydrate, ethchlorvynol, clutethimide, methypylon, ethinamate, and meprobarnate;

15 psychotherapeutic agents, such as thiorazine, serentil, mellaril, millazinetindal, permitil, prolixin, trilacon, stelazine, suprazine, taractan, navan, clozaril, haldol, halperon, loxitane, moban, orap, risperdal, alprazolam, chlordiazepoxide, clonazepam, clonazepam, diazepam, halazepam, lorazepam, oxazepam, prazepam, buspirone, elavil, antranil, adapin, sinequan, tofranil, surmontil, asendin, norpramin, pertofrane, ludiomil, pamelor, vivactil, prozac, luvox, paxil, zoloft, effexor, wellbutrin, serzone, desyrel, nardil, parnate, and eldepryl;

20 cancer chemotherapeutics agents, such as cisplatin (CDDP), procarbazine, mechlorethamine, cyclophosphamide, camptothecin, ifosfamide, melphalan, chlorambucil, bisulfan, nitrosurea, dactinomycin: daunorubicin, doxorubicin, bleomycin, plicomycin, mitomycin, etoposide (VP16), tamoxifen, taxol, transplatinum, 5-fluorouracil, vincristine, vinblastin, and methotrexate, or any analog or derivative variant thereof;

30 anti-inflammatory agents, such as hydrocortisone, cortisone, dexamethasone, fluocinolone, triamcinolone, medrysone, prednisolone, flurandrenolide, prednisone, halcinonide, methylprednisolone, prednisone, halcinonide, methylprednisolone, fludrocortisone, corticosterone, paramethasone, betamethasone, ibuprofen, naproxen, fenoprofen, fenbufen, flurbiprofen, indoprofen, ketoprofen, suprofen, indomethacin, piroxicam, aspirin, salicylic acid, diflunisal, methyl salicylate,

phenylbutazone, sulindac, mefenamic acid, meclorfenamate sodium, tolmetin, and the like;

antihistamines, such as diphenhydramine, dimenhydrinate, perphenazine, triprolidine, pyrilamine, chlorcyclizine, promethazine, carbinoxamine, 5 tripeleennamine, brompheniramine, hydroxyzine, cyclizine, meclizitle, clorprenaline, terfenadine, and chlorpheniramine, and the like. Other antihistamines are represented by, but are not limited to, cimetidine, ranitidine, diphenhydramine, prylamine, promethazine, chlorpheniramine, chlorcyclizine, terfenadine, carbinoxamine maleate, clemastine fumarate, diphenhydramine hydrochloride, 10 dimenhydrinate, prilamine maleate, tripeleennamine hydrochloride, tripeleennamine citrate, chlorpheniramine maleate, brompheniramine maleate, hydroxyzine pamoate, hydroxyzine hydrochloride, cyclizine lactate, cyclizine hydrochloride, meclizine hydrochloride, acrivastine, cetirizine hydrochloride, astemizole, levocabastine hydrochloride, and loratadine;

15 antacids, such as cimetidine, ranitidine, nizatidine, famotidine, omeprazole, bismuth antacids, metronidazole antacids, tetracycline antacids, clarithromycin antacids, hydroxides of aluminum, magnesium, sodium bicarbonates, calcium bicarbonate and other carbonates, silicates, and phosphates;

respiratory agents, such as theophylline and betaz-adrenergic agonists such as 20 albuterol, terbutaline, metaproterenol, ritodrine, carbuterol, fenoterol, quinterenol, rimiterol, solmefamol, soterenol, tretoquinol, and the like;

sympatholnimitics such as dopamine, norepinephrine, phenylpropanolamine, phenylephrine, pseudoephedrine, amphetamine, propylhexedrine, epinephrine, and the like;

25 miotics, such as pilocarpine, and the like; Cholinergic agonists, such as choline, acetylcholine, methacholine, carbachol, bethanechol, pilocarpine, muscarine, and arecoline, and the like;

antimuscarinic or muscarinic cholinergic blocking agents, such as atropine, scopolamine, homatropine, methscopolamine, homatropine methylbromide, 30 methantheline, cyclopentolate, tropicamide, propantheline, anisotropine, dicyclomine, eucatropine, and the like;

mydriatics, such as atropine, cyclopentolate, homatropine, scopolamine, tropicamide, eucatropine, hydroxyamphetamine, and the like. Anti-infectives, such as antibiotics, including penicillin, tetracycline, chloramphenicol, sulfacetamide,

sulfamethazine, sulfadiazine, sulfamerazine, sulfamethizole and sulfisoxazole; antivirals, including idoxuridine; antibacterials, such as erythromycin and clarithromycin; and *other* anti-infectives including nitrofurazone, and the like.

Antifungal agents that may be delivered include but are not limited to ketoconazole, fluconazole, nystatin, itraconazole, clotrimazole, and amphotericin B. Antiviral agents that may be used include but are not limited to acyclovir, trifluridine, idoximidine, foscarnet, ganciclovir, zidovudine, dideoxycytosine, dideoxyinosine, stavudine, famciclovir, didanosine, zalcitabine, rifimantadine, and cytokines;

antimicrobial agents, such as nafcillin, oxacillin, vancomycin, clindamycin, erythromycin, trimethoprim-sulphamethoxazole, rifampin, ciprofloxacin, broad spectrum penicillin, amoxicillin, gentamicin, ceftriaxone, cefotaxime, chloramphenicol, clavunate, sulbactam, probenecid, doxycycline, spectinomycin, cefixime, penicillin G, minocycline, β -lactamase inhibitors; mezlocillin, piperacillin, aztreonam, norfloxacin, trimethoprim, ceftazidime, and dapson;

humoral agents, such as the prostaglandins, natural and synthetic, for example PGE₁, PGE₂-alpha, and PGF₂-alpha, the PGE₁ analog misoprostol, and the like;

antispasmodics, such as atropine, methantheline, papaverine, cinnamidine, methscopolamine, and the like;

antidepressant drugs, such as isocarboxazid, phenelzine, tranylcypromine, imipramine, amitriptyline, trimipramine, doxepin, desipramine, nortriptyline, protriptyline, amoxapine, maprotiline, trazodone, and the like;

anti-diabetics, such as insulin and metformin;

anorectic drugs, such as, dextroamphetamine, methamphetamine, phenylpropanolamine, fenfluramine, diethylpropion, mazindol, phentennine, and the like;

decongestants and antitussives include agents such as dextromethorphan hydrobromide, levopropoxyphene napsylate, noscapine, carbocetapentane, caramiphen, chlorpheniramine, pseudoephedrine hydrochloride, pseudoephedrine sulfate, phenylephrine, diphenhydramine, guaifenesin, pholcodine, and benzonatate;

anti-allergens, such as antazoline, methapyrilene, chlorpheniramine, pyrilamine, pheniramine, and the like;

tranquilizers, such as reserpine, chlorpromazine, and anti-anxiety benzodiazepines such as alprazolam, chlordiazepoxide, clorazepate, halazepam,

oxazepam, prazepam, clonazepam, flurazepam, triazolam, lorazepam, diazepam, and the like;

antipsychotics, such as thiopropazate, chlorpromazine, triflupromazine, mesoridazine, piperacetazine, thioridazine, acetophenazine, fluphenazine, 5 perphenazine, trifluoperazine, chlorprothixene, thiothixene, haloperidol, bromperidol, loxapine, molindone, and the like;

decongestants, such as phenylephrine, ephedrine, naphazoline, tetrahydrozoline, and the like;

antipyretics, such as aspirin, salicylamide, and the like;

10 anti-migraine agents, such as dihydroergotamine, pizotyline, and the like; drugs for treating nausea and vomiting, such as chlorpromazine, perphenazine, prochlorperazine, promethazine, triethylperazine, triflupromazine, and trimепrazine, ondansetron, granisetron, tropisetron, azasetron, dolasteron and the like;

15 anti-malarials, such as the 4-aminoquinolines, alphaamino-quinolines, chloroquine, pyrimcthamine, and the like;

anti-ulcerative agents, such as misoprostol, omeprazole, enprostil, and the like;

peptides, such as growth releasing factor and the like. Drugs for Parkinson's 20 disease, spasticity, and acute muscle spasms such as levodopa, carbidopa, amantadine, apomorphine, bromocriptine, selegiline (deprenyl), trihexyphenidyl hydrochloride, benzotropine mesylate, procyclidine hydrochloride, baclofen, diazepam, dantrolene, and the like;

analgesics include opioids and other medicaments such as morphine, 25 mepidine, dentanyl, sufentanil, alfentanil, aspirin, acetaminophen, ibuprofen, indomethacine, naproxen, isocome, midrin, axotal, firinal, phrenilin, ergot, and ergot derivatives (wigraine, cafergot, ergostat, ergomar, dihydroergotamine), imitrex, and ketoprofen; and

anti-estrogen or hormone agents, such as tamoxifen or human chorionic 30 gonadotropin, and the like.

The pharmaceutical can be in its free-base or acid form, or in the form of salts, esters, or any other pharmacologically acceptable derivatives, enantomerically pure forms, tautomers as components of molecular complexes. The amount of drug to be incorporated in the composition varies depending on the particular drug, the

desired therapeutic effect, and the time span for which the device is to provide therapy. The pharmaceutical may be formulated using various excipients, disintegrants, lubricants, fillers, flow aids, taste masking agents, absorption enhancing agents, surfactants, flavors, salivary stimulants and other formulation agents known to those skilled in the art.

In one aspect, the pharmaceutical agent is a vitamin, cofactor, or dietary supplement.

The capsule fill formulation may further contain one or more excipients. In one aspect, the excipient is a hydrophilic excipient such as a water soluble polymer or sugar that can serve as a bulking agent or as a wetting agent such as surfactant, a sugar, and/or a tonicity agent. Upon contact with an aqueous medium, water penetrates through the disintegrating capsule to dissolve the water soluble excipients in the capsule fill. Further optional excipients include one or more of disintegrants, flow agents, lubricants and film coating for taste masking.

One of skill in the art can select appropriate excipients for use in the drug compositions for capsule fill, considering a variety of factors, such as the drug to be administered, the route of administration, the dosage, and the preferred dissolution rate. For example, the excipients can function as bulking agents, release-modifiers, wetting agents, tonicity agents, or combinations thereof. Preferred excipients include hydrophilic polymers, wetting agents, and sugars. The amount of excipient in the drug matrix is less than about 95%, more preferably less than about 80%, by weight of the capsule fill.

In one embodiment, hydrophilic polymers can be used in the drug compositions described herein. Hydrophilic polymers include both synthetic and natural polymers, either non-biodegradable or biodegradable. Representative synthetic polymers include polyethylene glycol ("PEG"), polyvinyl pyrrolidone, polymethacrylates, polylysine, poloxamers, polyvinyl alcohol, polyacrylic acid, polyethylene oxide, and polyethyloxazoline. Representative natural polymers include albumin, alginate, gelatin, acacia, chitosan, cellulose dextran, ficoll, starch, hydroxyethyl cellulose, hydroxypropyl cellulose, hydroxy-propylmethyl cellulose, hyaluronic acid, carboxyethyl cellulose, carboxymethyl cellulose, deacetylated chitosan, dextran sulfate, and derivatives thereof. Preferred hydrophilic polymers include PEG, polyvinyl pyrrolidone, poloxamers, hydroxypropyl cellulose, and hydroxyethyl cellulose.

The hydrophilic polymer selected for use in a particular capsule fill drug composition is based on a variety of factors, such as the polymer molecular weight, polymer hydrophilicity, and polymer inherent viscosity. The hydrophilic polymer can be used as a bulking agent or as a wetting agent.

5 Representative sugars that can be used in the capsule fill drug compositions include mannitol, sorbitol, xylitol, glucitol, ducitol, inositol, arabinitol; arabitol, galactitol, iditol, allitol, fructose, sorbose, glucose, xylose, trehalose, al lose, dextrose, altrose, gulose, idose, galactose, talose, ribose, arabinose, xylose, lyxose, sucrose, maltose, lactose, lactulose, fucose, rhamnase, melezitose, maltotriose, and
10 raffinose. Preferred sugars include mannitol, lactose, sucrose, sorbitol, trehalose, glucose, and are adjusted to provide osmolality or to provide wetting of the porous drug matrix or the drug microparticles within the matrix.

 Wetting agents can be used in the capsule fill drug composition to facilitate water ingress into the disintegrating capsule and wetting of the drug or drug particles
15 in order to facilitate dissolution. Representative examples of wetting agents include gelatin, casein, lecithin (phosphatides), gum acacia, cholesterol, tragacanth, stearic acid, benzalkonium chloride, calcium stearate, glycerol monostearate, cetostearyl alcohol, cetomacrogol emulsifying wax, sorbitan esters, polyoxyethylene alkyl ethers (e.g., macrogol ethers such as cetomacrogol 1000), polyoxyethylene castor
20 oil derivatives, polyoxyethylene sorbitan fatty acid esters (e.g., TWEENTMs), polyethylene glycols, polyoxyethylene stearates. colloidal silicon dioxide, phosphates, sodium dodecylsulfate, carboxymethylcellulose calcium, carboxymethylcellulose sodium, methylcellulose, hydroxyethylcellulose, hydroxy propylcellulose, hydroxypropylmethylcellulose phthlate, noncrystalline cellulose,
25 magnesium aluminum silicate, triethanolamine, polyvinyl alcohol, and polyvinylpyrrolidone (PVP). Tyloxapol (a nonionic liquid polymer of the alkyl aryl polyether alcohol type, also known as superinone or triton) is another useful wetting agent. Most of these wetting agents are known pharmaceutical excipients and are described in detail in the Handbook of Pharmaceutical Excipients, published jointly
30 by the American Pharmaceutical Association and The Pharmaceutical Society of Great Britain (The Pharmaceutical Press, 1986).

 Preferred wetting agents include polyvinylpyrrolidone, polyethylene glycol, tyloxapol, poloxamers such as PLURONICTMF68, F127, and F108, that are block copolymers of ethylene oxide and propylene oxide, and polyxamines such as

TETRONIC™908 (also known as POLOXAMINE™908), that is a tetrafunctional block copolymer derived from sequential addition of propylene oxide and ethylene oxide to ethylenediamine (available from BASF), dextran, lecithin, dialkylesters of sodium sulfosuccinic acid such as AEROSOL™OT, that is a dioctyl ester of sodium sulfosuccinic acid (available from American Cyanamid), DUPONOL™P, that is a sodium lauryl sulfate (available from DuPont), TRITON™X-200, that is an alkyl aryl polyether sulfonate (available from Rohm and Haas), TWEEN™20 and TWEEN™80, that are polyoxyethylene sorbitan fatty acid esters (available from ICI Specialty Chemicals), Carbowax 3550 and 934, that are polyethylene glycols (available from Union Carbide), Crodesta F-110, that is a mixture of sucrose stearate and sucrose distearate, and Crodesta SL-40 (both available from Croda Inc.), and SA90HCO, that is C₁₈H₃₇CH₂(CON(CH₃)CH₂(CHOH)₄CH₂OH)₂.

Wetting agents that are particularly useful include Tetronic 908, the Tweens, Pluronic F-68 and polyvinylpyrrolidone. Other useful wetting agents include decanoyl-N-methylglucamide; n-decyl-β-D-glucopyranoside; n-decyl-β-D-maltopyranoside; n-dodecyl-β-D-glucopyranoside; n-dodecyl β-D-maltoside; heptanoyl-N-methylglucamide; n-heptyl-β-D-glucopyranoside; n-heptyl-β-D-thioglucoside; n-hexyl-β-D-glucopyranoside; nonanoyl-N-methylglucamide; n-octyl-β-D-glucopyranoside; octanoyl-N-methylglucamide; n-octyl-β-D-glucopyranoside; and octyl-β-D-thioglucopyranoside. Another preferred wetting agent is p-isononylphenoxypoly(glycidol), also known as Olin-10G or Surfactant 10-G (commercially available as 10G from Olin Chemicals). Two or more wetting agents can be used in combination.

The capsule fill drug composition may include one or more tonicity agents, such as salts (e.g., as sodium chloride or potassium chloride) or sugars (such as mannitol, dextrose, sucrose, or trehalose) to adjust a hypotonic solution of a drug to isotonic so that the drug, when in solution, is physiologically compatible with the cells of the body tissue of the patient. The type and amount of tonicity agent can be selected by one of skill in the art using known techniques.

In one aspect, the capsule fill formulation optionally further comprises one or more sweeteners. The sweetener is generally present in the encapsulated product from about 0.1% to about 70% by weight of the final encapsulated product. The sweetener is selected from one or more of the sweeteners presented above. The

present inventive subject matter also contemplates having a blend of sweeteners as the active ingredient in the encapsulated product.

In one aspect, the capsule fill formulation optionally further comprises one or more flavoring agents. The flavoring is optionally present in the encapsulated product from about 0.1% to about 5% by weight of the final encapsulated product. The flavoring agents selected from one or more of the sweeteners presented above.

In one aspect, the capsule fill formulation optionally further comprises one or more disintegrants. Disintegrants include compounds used in solid dosage forms to promote the disruption of the solid mass into smaller particles that are more readily dispersed or dissolved. Exemplary disintegrants include, by way of example and without limitation, starches such as corn starch, potato starch, pre-gelatinized and modified starches thereof, sweeteners, clays such as bentonite, microcrystalline cellulose (e.g., Avicel), methyl cellulose, carboxymethylcellulose calcium, sodium carboxymethylcellulose, hydroxy propylcellulose-low substituted, colloidal silicon dioxide, alginic acid, sodium alginate, cellulose polyacrilin potassium (e.g., Amberlite), alginates, sodium starch glycolate, gums, agar, guar, locust bean, karaya, xanthan, pectin, tragacanth, agar, bentonite, polyvinylpyrrolidone and other materials known in the art.

In one aspect, the capsule fill formulation optionally further comprises one or more flow agents, or glidants. Glidants are agents used in solid dosage formulations to promote flowability of the solid mass. Such compounds include, by way of example and without limitation, colloidal silica, cornstarch, talc, calcium silicate, magnesium silicate, colloidal silicon, tribasic calcium phosphate, silicon hydrogel and other materials known in the art.

It is contemplated that the capsule fill may optionally comprise compressed tablets, beads, microparticulates, foaming agents and/or granules. In one aspect, the capsule fill formulation optionally further comprises one or more lubricants. Lubricants include substances used in solid dosage formulations to reduce friction during compression. Such compounds include, by way of example and without limitation, sodium oleate, sodium stearate, calcium stearate, zinc stearate, magnesium stearate, polyethylene glycol, talc, mineral oil, stearic acid, sodium benzoate, sodium acetate, sodium chloride, and other materials known in the art.

In one aspect, the capsule fill formulation further comprises an optional foaming agent. The foaming agent is selected from one or more of the group

consisting of polyethylene glycol, saponin, sucrose esters of fatty acids, polyoxyl stearate, polyoxyethylene hydrogenated castor oil, polyoxyethylene polyoxypropylene glycol, sorbitan sesquioleate, sorbitan trioleate, sorbitan monostearate, sorbitan monopalmitate, sorbitan monolaurate, polysorbate, glyceryl monostearate, sodium lauryl sulfate and lauromacrogol.

In one aspect, the optional capsule fill comprising compressed tablets, beads, microparticulates, and/or granules may further comprise a film coating for taste masking of the capsule fill. For example, the coating may be prepared from a commercially available powder mix such as OPADRY® which is available from Colorcon, that typically comprises hypromellose, polyethylene glycol, polysorbate, and colorants, e.g. titanium dioxide and iron oxide. Further films employed for taste masking include the Eudragits and ethylcellulose based films.

EXAMPLES

Example 1. Preparation of Pullulan Films

In this example, pullulan films containing a wide variety of generally accepted as safe ("GRAS") ingredients were prepared. The physical properties and film breakthrough time of the films were measured.

Films were prepared by dissolving the added ingredient(s) in water followed by suspending pullulan powder in the water and warming the suspension until the pullulan was dissolved. The pullulan used in all experiments was pullulan PI-20 with a reported molecular weight of 200 K Daltons obtained from Hayashibara Co., LTD. This procedure was carried out in a 250 mL beaker using a stir bar for mixing. The beaker was mixed on a non-heater stir plate and then transferred to a heated stir plate. The solution was poured into a 50 mL conical polypropylene centrifuge tube and centrifuged at 3000 to 4000 rpm in a Fisher Scientific Marathon Centrifuge for about one minute to speed removal of any bubbles present. The clear solution was poured onto a plate glass and a knife edge pulled over it set at a distance of 1 mm above the plate. The films were allowed to dry at room temperature. After drying, the films were removed from the plate, the flexibility, clarity, film thickness, and "film breakthrough" time determined.

The examples all use 3 gm of pullulan and 20 gm of water and 3 or 0.3 gm of the added ingredient.

Flexibility was determined by folding a small portion of the film back on itself several times. The film was judged flexible if it did not break. It was listed as brittle if it broke.

The film thickness was determined at several places on the film used to run the film breakthrough tests using a Digimatic caliper from Mitutoyo.

The film breakthrough time was determined from the time required for a 1 gram tablet to fall through the film when placed in 37 °C water using an apparatus and technique described below.

A two-inch square section of the film was used in the measurement which was clamped in the apparatus, a small hole punched in the film to allow air to exit, the tablet placed on top, the apparatus lowered into the water and the time between immersion of the film and when the tablet falls through the film was measured. Because all the films are not of the same thickness, a correction was made on the film breakthrough time numbers by normalizing the time for a 100-micron thick film. The ingredients investigated include polyvinyl alcohol (PVA 85-38), polydextrose, maltose, gluconic acid lactone, guar gum, glycerin, albumin, sodium starch glycolate, sorbitol, and Pluronic F-127. The normalized film breakthrough times were compared to that, of a pullulan film with no added ingredients. Ingredients that decreased the normalized film breakthrough time relative to pullulan alone are summarized in Table 1.

Table 1. Effect of Added Ingredients on Pullulan Film Breakthrough Time.

Added Ingredient	Amount Added (Percent of Pullulan weight)	Film Thickness (microns)	Normalized Film Breakthrough time (Sec/100 μ m Film)
None	10	80	18.95
PVA (85-38)	10	100	12.64
Polydextrose	10	75	18.76
Maltose	10	110	15.55
Gluconic Acid Lactone	10	70	16.54
Guar Gum	10	100	17.97
Glycerin	10	70	15.38
Albumin	10	65	18.06
Sodium Starch Glycolate	10	95	16.47
Sorbitol	10	90	16.53
Pluronic F-127	10	70	16.10

Example 2. Variation of Added Ingredient Amount

The ten films with the most rapid film breakthrough times in Table 1 were further studied at a higher concentration of the respective added ingredient. The first study was at 10% by weight of the pullulan amount and the second study was performed using 20% by weight of the pullulan amount. The water was 20 gm and the pullulan was 3 gm in all experiments. The film breakthrough times are normalized for a 100-micron thick film. The results are summarized in Table 2, below. The data from Table 1 are included for reference.

10 Table 2. Variation of Added Ingredient Amount and Effect on Breakthrough Time.

Added Ingredient	Amount Added (Percent of Pullulan weight)	Film Thickness (microns)	Normalized Film Breakthrough time (Sec/100 μ m Film)
None	-	80	18.95
PVA (85-38)	10	100	12.64
PVA (85-38)	20	85	16.0
Polydextrose	10	75	18.76
Polydextrose	20	70	19.8
Maltose	10	110	15.55
Maltose	20	70	17.0
Gluconic Acid Lactone	10	70	16.54
Gluconic Acid Lactone	20	100	18.1
Guar Gum	10	100	17.97
Guar Gum	20	100	22.8
Glycerin	10	70	15.38
Glycerin	20	170	16.0
Albumin	10	65	18.06
Albumin	20	100	7.7
Sodium Starch Glycolate	10	95	16.47
Sodium Starch Glycolate	20	100	19.5
Sorbitol	10	90	16.53

Sorbitol	20	75	7.5
Pluronic F-127	10	70	16.10
Pluronic F-127	20	60	12.2

The clarity of the film was determined as clear, translucent or opaque. Clear - objects behind film clearly discernable; translucent - objects behind film not discernable except right next to the film; and opaque - very poor light transmission.

5 Observations of the films were as follows. Increased PVA resulted in a translucent film, with good strength and flexibility. Increased polydextrose resulted in a translucent film but the film was brittle. Increased maltose resulted in a similar film, but the film was thinner and more brittle. Increased gluconic acid lactone resulted in similar films, but the films were brittle and thicker with increasing
10 concentration. Increasing guar gum resulted in a translucent film but the film was not smooth. Increased glycerin resulted in a much thicker film with a similar normalized film breakthrough time. Increased albumin caused the film to stick to glass. Increased sodium starch glycolate resulted in a translucent film but the film was not smooth. The higher amount of sorbitol resulted in a clear film that was
15 smooth on both sides with a faster normalized film breakthrough time. Increased pluronic F-127 resulted in a film that was translucent with a smooth waxy feeling.

For a clear, flexible, and smooth film, PVA, polydextrose, glycerin, maltose, gluconic acid lactone, and sorbitol are preferable. For a rough translucent film, guar gum, albumin, sodium starch glycolate, and pluronic F-127 are preferable.

20

Example 3. Mixtures of Added Ingredients

In this study the following added ingredients were paired to determine the properties of the resulting films at 10% by weight each of the pullulan amount: (1) PVA and glycerin; (2) PVA and sorbitol; (3) PVA and polydextrose; (4) PVA and
25 maltose; (5) PVA and gluconic acid lactone; (6) polydextrose and glycerin; (7) polydextrose and maltose; (8) polydextrose and gluconic acid lactone; (9) polydextrose and sorbitol; (10) maltose and glycerin; (11) gluconic acid lactone and glycerin; (12) sorbitol and glycerin; (13) gluconic acid lactone and sorbitol; (14) maltose and sorbitol; and (15) maltose and gluconic acid lactone. The water was 20

gm and the pullulan was 3 gm in all experiments. The film breakthrough times are normalized for a 100-micron thick film. The results are summarized in Table 3.

Table 3. Effect of Added Ingredient Combinations on Film Breakthrough Time

5

Added Ingredient	Amount Added (Percent of Pullulan weight)	Film Thickness (microns)	Normalized Film Breakthrough time (Sec/100 μ m Film)	Comments
PVA Glycerin	10 10	70	15.3	Slightly Opaque Strong, Flexible
PVA Sorbitol	10 10	70	14.0	Slightly Opaque Strong, Flexible
PVA Polydextrose	10 10	70	16.0	Slightly Opaque Strong, Flexible
PVA Maltose	10 10	70	15.7	Clear Strong, Flexible
PVA Gluconic Acid Lactone	10 10	70	19.7	Clear Strong, Flexible
Polydextrose Glycerin	10 10	70	11.7	Clear Strong, Brittle
Polydextrose Maltose	10 10	70	10.7	Clear Strong, Brittle
Polydextrose Gluconic Acid Lactone	10 10	80	15.8	Clear Strong, Brittle
Polydextrose Sorbitol	10 10	75	15.6	Clear Strong, Brittle
Maltose Glycerin	10 10	65	11.2	Clear Strong, Flexible

Gluconic Acid Lactone Glycerin	10 10	50	12.1	Clear Strong, Flexible
Sorbitol Glycerin	10 10	NA	-	Clear Strong, Brittle
Gluconic Acid Lactose Sorbitol	10 10	70	12.4	Clear Strong, Flexible
Maltose Sorbitol	10 10	70	13.7	Clear Strong, Brittle
Maltose Gluconic Acid Lactone	10 10	100	15.5	Clear Strong, Brittle

The films with the most rapid breakthrough times contain maltose and polydextrose, glycerin and maltose, or glycerin and polydextrose.

5

Example 4. Films Containing Pullulan and Combinations of Glycerin, Maltose, and Polydextrose

The purpose of this example was to incorporate variations of three added ingredients giving the most rapid film breakthrough times in prior examples. In this study the amounts of glycerin, polydextrose and maltose were varied from 10 to 20% by weight of the pullulan amount. The film breakthrough times are normalized for a 100-micron thick film. The results are summarized in Table 4.

10

Table 4. Effect of Combination of Formulations on Film Breakthrough Time.

Film Number	Ingredients	Amount of material (g)	Film Thickness (μm)	Normalized Film Breakthrough Time (sec)
1	Water Pullulan Glycerin Polydextrose Maltose	20 3 0.3 0.3 0.3	90	10.8

2	Water Pullulan Glycerin Polydextrose Maltose	20 3 0.6 0.3 0.3	120	10.0
3	Water Pullulan Glycerin Polydextrose Maltose	20 3 0.3 0.6 0.3	120	14.0
4	Water Pullulan Glycerin Polydextrose Maltose	20 3 0.3 0.3 0.6	110	10.7
5	Water Pullulan Glycerin Polydextrose Maltose	20 3 0.6 0.6 0.3	110	8.0
6	Water Pullulan Glycerin Polydextrose Maltose	20 3 0.6 0.3 0.6	110	6.5
7	Water Pullulan Glycerin Polydextrose Maltose	20 3 0.3 0.6 0.6	90	8.9
8	Water Pullulan Glycerin Polydextrose Maltose	20 3 0.6 0.6 0.6	120	10.4

Of the films in Table 4, the ones determined to have the best properties (strong, flexible and not brittle) were film Nos. 1, 3, 4, and 7.

5 **Example 5. Films Containing Pullulan and Varied Amounts of Glycerin, Maltose, and Polydextrose**

This example varied the amount of glycerin, polydextrose, and maltose from 10 to 15% of the pullulan amount and compared the properties of the films. The film breakthrough times are normalized for a 100-micron thick film. The results are

10 summarized in Table 5.

Table 5. Effect of Varied Added Ingredients Amount on Film Breakthrough Time.

Film Number	Ingredients	Amount of material (g)	Film Thickness (μm)	Film Breakthrough Time (sec)	Normalized Film Breakthrough Time (sec)
1	Water Pullulan Glycerin Polydextrose Maltose	20 3 0.3 0.3 0.3	105	14.3	13.6
2	Water Pullulan Glycerin Polydextrose Maltose	20 3 0.45 0.3 0.3	120	15.6	13.0
3	Water Pullulan Glycerin Polydextrose Maltose	20 3 0.3 0.45 0.3	80	8.4	10.5
4	Water Pullulan Glycerin Polydextrose Maltose	20 3 0.3 0.3 0.45	90	9.6	10.7

All of the films had rapid film breakthrough times and acceptable properties.

5

Example 6. Preparation of Pullulan Capsules

In this example, prototype capsules were prepared using pin bars as the molds for the capsule shells. Stainless steel pins were machined to a diameter of 7.50 mm (0.295 inches) for the capsule body and 7.55 mm (0.297 inches) for the capsule cap. The pill bars were polished to a very reflective surface. These pin bars are close to the size of a standard number 0 capsule.

10

The formulation for preparing the capsule bodies and caps is set forth in Table 6.

Table 6. Formulation of Capsules

Water	20 g
Pullulan	8 g
Glycerin	0.8 g
Polydextrose	0.8 g
Maltose	0.8 g

The procedure used to prepare the solution for capsule manufacture is as follows. The glycerin, polydextrose, and maltose were dissolved in the water in a beaker employing a stirring plate and stir bar. The pullulan was added, stirred with a spatula to suspend the pullulan in water. The suspension was heated until the pullulan dissolved and the temperature was above 60°C. The solution was poured into a plastic 50-mL conical centrifuge tube and centrifuged at more than about 3,000 rpm to speed the removal of any bubbles present. The centrifuge tube was placed in a water bath and heated to about 65° C . The pin bars were then dipped into the solution, removed and excess solution was allowed to drain. The pin bars were then placed upright on a plate and allowed to dry. The capsule films were cut around the pin bars longer than the final length and the excess removed from the pin bars. The capsule body or caps were then pushed off the pins using a Teflon washer that was split so that it could be expanded and tightened around the pin bar.

The capsule body and caps were cut to length (similar to a number 0 capsule) and the body and cap joined together to form the final capsule. The results from several batches yielded capsules with a film thickness ranging from 60 to 120 microns.

Because the capsules are designed to dissolve in the oral cavity, it was thought desirable to provide a pleasant sweet taste to the capsule shells. A batch of capsules was prepared by incorporating an artificial sweetener, acesulfame K (an intense sweetener for use in pharmaceuticals). The formulation is described in Table 7.

Table 7. Formulation of Capsules with Sweetener

Water	26.7 g
Pullulan	12 g
Glycerin	1.2 g
Polydextrose	1.2 g
Maltose	1.2 g
Acesulfame	0.12 g

The capsule shells were prepared as described above. The capsules were filled with DiPac® Direct compacting and tableting sugar and the time for the release of the sugar from the capsule was determine in 37°C water with no stirring. The capsules all released the majority of their contents in less than one minute, normally between 20 and 50 seconds.

Example 7. Comparison to Pullulan Formulations of Prior Art

This example compared the film breakthrough time of capsules prepared according to Example 16 of U.S. Patent 3,784,390 (I-Iayashibara Biochemical Laboratories, Incorporated, Okayama-ken, Japan) with those prepared in accordance with the present invention.

Example 16 of the '390 Patent recites that a solution comprised of three parts of a 7% solution of pullulan A (mean molecular weight of 250,000) was mixed with one part of a solution of gelatin at 70°C. Thus, this corresponds to a solution comprising three parts of a solution of 7 g pullulan per 100 gm water plus one part of a solution of 20 gm gelatin per 100 g water.

Attempts to prepare capsules of the material specified in the first paragraph of Example 16 of the '390 Patent were not successful because the solution was not sufficiently viscous to adhere to the pins. Several attempts were made to blow heated air on the material on the pins and also to cool the pins and blow the surface to evaporate the water with no success. Additionally, attempts to cast films with this formulation failed as the samples were heterogeneous and contained gaps and lacked integrity.

A second part of Example 16 of the '390 Patent used equal amounts of a pullulan and a gelatin solution and 1% maltitol. No concentration of the materials used was given. However, assuming the concentration was the same as the first part

of the example, this corresponds to a solution comprising 4 gm pullulan, 4 gm gelatin, 0.08 gm maltitol and 30 gm water.

Attempts to prepare capsules of the material specified in the second paragraph of Example 16 of the '390 Patent were not successful because the solution was not sufficiently viscous to adhere to the pins. Several attempts were made to blow heated air on the material on the pins and also to cool the pins and blow the surface to evaporate the water with no success.

Attempts to cast films with this formulation were also unsuccessful. Further additional solutions were prepared containing lower amounts of water according to Formulations 1 and 2 in Table 8. Since the type of gelatin was not specified, both acid and base washed gelatin were investigated.

Table 8. Composition of Test Formulations*

	Modified Example 16 of '390 Patent (first paragraph)	Modified Example 16 of '390 Patent (second paragraph)	Formulation			
			1	2	3	4
Water	200 g or 30 g	200 g or 30 g	30 g	30 g	30 g	30 g
Pullulan	21 g or 3.15 g	7 g or 1.06 g	4 g	4 g	4 g	4 g
Gelatin	20 g or 3.0 g	20 g or 3.0 g	4 g (Gelatin A)	4 g (Gelatin B)	4 g (Gelatin A)	4 g (Gelatin B)
Maltitol	None	1 wt% or 0.3 g	0.16 g	0.16 g	0.8 g	0.8 g

*Gelatin A is acid washed; gelatin B is base washed.

15

In addition, a formulation of the present invention, Formula A, was prepared according to the formula in Table 9.

Table 9. Formula A Capsule Formulation.

Water	26.7 g
Pullulan	12.0 g
Glycerin	1.2 g
Polydextrose	1.2 g
Maltose	1.2 g
Acesulfame	0.12 g

It is understood that the Formula A capsule formulation is scalable, as shown in Example 12.

5 To prepare Formulations 1, 2, 3, and 4 in Table 8, the maltitol was dissolved in the water and the pullulan dispersed and dissolved in the maltitol solution at 70°C. The gelatin was then added and dissolved in the resulting solution that was centrifuged to remove any bubbles in the sample. In contrast to formulations from Example 16 of the '390 Patent, these formulations were sufficiently viscous to stick
10 on the capsule pins at about 70°C. However, the pins had to be dipped several times to achieve a target capsule film thickness of approximately 100 microns upon drying. Capsules of Formulations 1 through 4 were opaque, rough, and brittle with multiple fine cracks. Additionally, cast films of Formulations 3 and 4 were also produced, although the films were opaque and brittle. Attempts to produce cast films
15 from formulations 1 and 2 of Table 8 were unsuccessful.

To prepare the Formula A capsule formulation according to Table 9, all the ingredients except the pullulan were dissolved in the water. The pullulan was then dispersed in this solution and the solution was heated to about 65 °C to dissolve the pullulan. The material was centrifuged to speed removal of any bubbles in the
20 sample. The formulation was sufficiently viscous at 65 to 70 °C to provide a layer of material on the pins that produces a capsule film thickness of approximately 100 microns after drying. Capsules of the present invention were clear and flexible, as was a cast film produced from the formulation of the present invention.

25 **Example 8. Film Breakthrough of Films**

The film breakthrough study was performed using the same procedure as described previously using the film breakthrough apparatus described and shown

herein. The film breakthrough times were normalized to that of a 100-micron film and the test was repeated four times for each film. The results are summarized in Table 10.

5 Table 10. Film Breakthrough times of Comparative Films.

Formulation	Average Film Thickness (microns)	Normalized Film Breakthrough Time (Sec; n=4)
Table 8; #3	125	51.4 ± 22.0
Table 8; #4	135	61.5 ± 6.6
Formula A	125	11.3 ± 4.9

Example 9. Preliminary Content Release Times of Pullulan Capsules.

The test capsules were filled with DiPac® Direct Compacting and Tableting Formulation Sugar (Domino Specialty Ingredients). The release testing was
 10 performed in a USP dissolution flask filled with water at 37°C but not stirred. About 0.5 g of sugar was added to each capsule.

The filled capsule was dropped into the water, which floated and moved to the wall of the flask. The time for complete release of the DiPac® sugar from the capsule was determined. The normalized time for release was calculated based on a
 15 nominal 100 micron thick coating, and the test was performed three times for each formulation. Table 11 summarizes the results of the release study.

Table 11. Content Release Times of Pullulan Capsules.

Formulation	Average Capsule Wall Thickness (microns)	Release Time (sec)	Normalized Release Time (Sec)
Table 8; #1	140.0 ± 17.3	333.0 ± 80.9	239.3 ± 57.9
Table 8; #2	103.3 ± 15.3	104.0 ± 32.0	102.0 ± 36.0
Formula A	113.3 ± 11.5	95.0 ± 21.0	83.3 ± 12.7

20 In a separate set of experiments, the same release test was performed on capsules from Formulations 3 and 4 from Table 8 and from Formula A (Table 9). Each formulation was tested 6-8 times. The results are summarized in Table 12. The normalized data was calculated using the thickness of the wall of the capsule.

Table 12. Content Release Times of Pullulan Capsules.

Formulation	Average Capsule Wall Thickness (microns)	Release Time (sec)	Normalized Release Time (Sec)
Table 8; #3	87.5 + 19.1	251.0 + 109.5	276.0 + 107.4
Table 8; #4	63.8 + 11.0	129.5 + 49.0	177.2 + 63.0
Formula A	116.3 + 14.1	99.9 + 23.5	83.9 + 19.7

Example 10. Dissolution Study of Capsules in the Mouth.

Capsules were prepared as described above with DiPac® and the time for the first release of DiPac® sugar noted along with the time for complete film dissolution of the capsule in the mouth was measured. Table 13 summarizes the results.

Table 13. Dissolution Study of Capsules in the Mouth.

Formulation	Average Time for detection of DiPac® Sugar Release	Average Time for Complete Dissolution of capsule (Sec; n=3)
Table 8; #1	30.3 ± 7.1	136.0 ± 23.3
Table 8; #2	40.3 ± 14.2	165.3 ± 3.9
Formula A	11.3 ± 6.0	73.7 ± 11.0

The foregoing example shows that the preparation of capsules using the procedure described in U.S. Patent No. 3,784,390 could not be prepared using the pin dipping procedure due to its low viscosity and lack of adhesion to the pins. Capsules could be prepared using a higher concentration of the gelatin-pullulan in the dipping solution and using multiple dippings. The most rapidly dissolving capsules were the capsules of the present invention followed by the capsules prepared with Gelatin Type B and the slowest were the Gelatin Type A capsules.

Example 11. Preparation of Enteric Coated Capsules of the Present Invention and CAPSUGEL Gelatin Capsules and Determination of Drug Release Times.

Caffeine was chosen at the marker drug for addition to the capsules. A mixture of 50 g of DiPac® Directly Compactable Sugar and 1.8 g of caffeine were mixed and each capsule (Formula A or CAPSUGEL® gelatin opaque, cream) was filled with approximately 518 mg of the mixture. The caps were put onto the capsule body (both capsules are #0 capsules) and were coated with Acryl-Eze® acrylic enteric coating system (Colorcon). Table 14 shows the enteric coating solution ingredients.

Table 14. Enteric Coating Solution

Acryl-Eze® Powder	100 g
Water	400 g
Antifoam A	3 drops

The coating solution was vigorously stirred and then stirred slowly overnight. The capsules were coated in a UniGlatt fluidized bed coater with center column. About 380 g of coating solution was applied onto six capsules of the present invention and six CAPSUGEL® capsules with 500 g of high-density polyethylene drops used as fillers for the coating operation. The capsules of the present invention showed an average of 70.5 mg of coating and the CAPSUGEL® capsules contained an average of 67.1 mg of coating.

10

Table 15. Capsule Coating Conditions

Inlet temperature	40°C
Outlet temperature	36-38°C
Atomization air pressure	1.2 bar
Coating rate	5.5 g/min

Release rate studies were performed using a USP dissolution paddle system at 50 rpm, 900 mL of Simulated Gastric Fluid (no enzymes, "SGF") and 900 mL of Simulated Intestinal Fluid (no enzymes, SIF) at 37 °C. A continuous flow system was used to monitor the absorbance at 272 nm (caffeine absorbance) at 1-minute intervals over 3 hours. The capsules were placed into cylindrical cages (1 cm diameter x 3 cm long) of 20-mesh stainless steel screen.

Release rate studies were performed using a USP dissolution paddle system at 37 °C. The capsules were subjected to SGF for the first 2 hours and then the cages transferred to the SIF media.

Three runs for each capsule were made and the results are presented in Figure 4 for the time the capsules were in SGF. No change in absorbance was observed for the two hour the capsules were in SGF, thereby demonstrating the integrity of the coatings.

25

The average time for caffeine to start to be released from the enteric coated capsules of the present invention is approximately 18 minutes sooner than the time for release from the CAPSUGEL® capsules.

5 **Example 12. Capsule Disintegration Time: Comparison to Capsules of Prior Art.**

Capsules were prepared using the Formula A capsule formulation as described in Table 9, using pullulan (106.5 g), glycerin (10.65 g), polydextrose (10.65 g), maltose (10.65 g) and acesulfame K (1.065 g). Other capsule
10 formulations were prepared using the same formulation except as noted. For example, the amount of maltose was varied, or the maltose was replaced with sorbitol or lactose where noted. Capsules were prepared using Formula B capsule formulation with pullulan (106.5 g), glycerin (10.65 g), polydextrose (10.65 g), and sorbitol (21.3 g). The empty capsules were stored in a plastic container in a 23°C,
15 56% relative humidity oven. Capsules were manufactured 1 week to 3 months prior to filling. Capsules were filled on the day disintegration studies were performed. The capsules were filled with mannitol (Mannogem 2080). The thickness of each body (3 measurements each) and cap (2 measurements each), weights of empty bodies and caps, and weights of filled capsules were measured. The USP
20 disintegration method was used. The disintegration medium was 900 mL of water at 37 °C, or 25 °C, as noted. Breakthrough time was monitored visually by observation of the time the white mannitol granules were initially released from the capsule and floated in the disintegration medium. The disintegration time of six capsules was measured for each capsule formulation. Results are shown in Tables 16A, B and C.

Table 16A. Capsule Breakthrough Time at 37 °C.

Formulation	Pullulan Only	Formula A	11.5% Glycerin*	No Maltose	20% Maltose*
	Disintegration Break Through Time (sec)	Disintegration Break Through Time (sec)	Disintegration Break Through Time (sec)	Disintegration Break Through Time (sec)	Disintegration Break Through Time (sec)
Capsule 1	20	41	5	23	25
2	20	12	9	21	13
3	36	14	5	16	15
4	28	19	35	18	8
5	37	27	12	20	8
6	21	24	17	12	39
Average	27.00	22.83	13.83	18.33	18.00
SD	7.95	10.57	11.32	3.93	12.03

Table 16B. Capsule Breakthrough Time at 37 °C.

Formulation	10% Sorbitol*	10% Lactose*	NP Capsules	Gelatin Capsules	HPMC Capsules
Capsule	Disintegration Break Through Time (sec)	Disintegration Break Through Time (sec)	Disintegration Break Through Time (sec)	Disintegration Break Through Time (sec)	Disintegration Break Through Time (sec)
1	22	22	39	90	148
2	27	38	47	90	151
3	22	17	45	89	129
4	20	10	48	88	245
5	22	28	38	131	165
6	24	14	39	102	152
Average	22.83	21.50	42.67	98.33	165.00
SD	2.40	10.23	4.50	16.81	40.87

* % based on wt of Pullulan

Table 16C. Capsule Breakthrough Time at 37 °C.

Formulation	20% Sorbitol* Formula B
Capsule	Disintegration Break Through Time (sec)
1	7
2	7
3	12
4	12
5	10
6	7
Average	9.17
SD	2.48

* % based on wt of Pullulan

On average, HPMC capsules disintegrated in 2 minutes and 45 seconds, gelatin capsules disintegrated in 1 min 30 seconds, and Capsugel NPcaps® capsules (commercial pullulan capsules designed to mimic gelatin capsules) disintegrated in 43 seconds. The Formula A capsule average disintegration time was approximately 20 seconds with a range of 14-23 seconds. The Formula B capsule average disintegration time was 9.17 seconds with a range of 7- 12 seconds. Capsules made of only pullulan with no other excipients added disintegrated on average at approximately 27 seconds.

A second disintegration was run at 25 °C using Formula A compared to the commercial Capsugel NPcaps® capsules. The disintegration time data at 25 °C and 37 °C for the Formula A capsule and the Capsugel NPcaps® capsules are shown in Figure 2. At 25 °C and 37 °C the disintegration of the Formula A capsule was approximately twice as fast as the Capsugel NPcaps®.

Example 13. Capsule Dissolution: Comparison to Capsules of Prior Art.

Capsules were prepared using the Formula A capsule formulation as described in Table 9, using pullulan (106.5 g), glycerin (10.65 g), polydextrose (10.65 g), maltose(10.65 g) and acesulfame K (1.065 g). The empty capsules were stored in a plastic container in a 23°C, 56% relative humidity oven. Capsules were manufactured 1 week to 3 months prior to testing. Capsules were filled with copper

wire to weight capsules so they sank to the bottom of the dissolution vessel. The USP dissolution paddle method was used at 50 rpm. The dissolution medium was 900 mL of water at 37 °C. Dissolution time was monitored by UV absorbance at 200 nm every 15 seconds with normalization against a blank at 200 nm. Data
5 includes an average of three runs for Formula A capsules and two runs for Capsugel NPcaps® capsules. The data are shown in Figure 3. The initial rate of dissolution was 30 % per minute for the Formula A capsules and 6.9% per minute for the NP capsules. This is a factor of over 4 times faster for the Formula A capsules.

From the foregoing it will be seen that this invention is one well adapted to
10 attain all ends and objectives herein-above set forth, together with the other advantages which are obvious and which are inherent to the invention. Since many possible embodiments may be made of the invention without departing from the scope thereof, it is to be understood that all matters herein set forth herein and the drawings are to be interpreted as illustrative, and not in a limiting sense. While
15 specific embodiments have been shown and discussed, various modifications may of course be made, and the invention is not limited to the specific forms or arrangement of parts and steps described herein, except insofar as such limitations are included in the following claims. Further, it will be understood that certain features and subcombinations are of utility and may be employed without reference to other
20 features and subcombinations. This is contemplated by and is within the scope of the claims.

CLAIMS

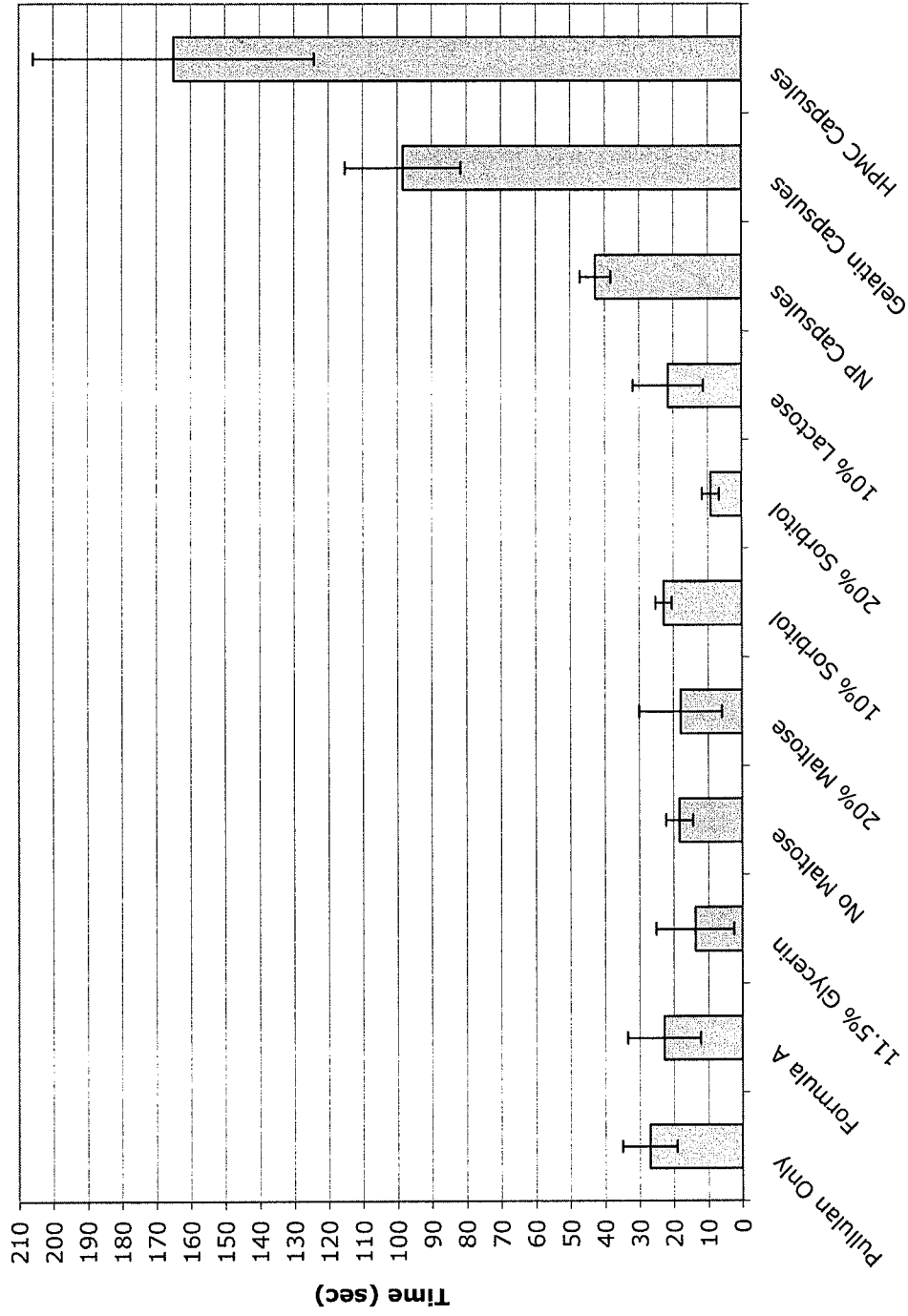
We claim:

- 5 1. An orally dissolving capsule comprising pullulan, a plasticizer and a dissolution enhancing agent.
2. The capsule of claim 1 comprising pullulan in an amount from about 60 to about 99 wt % based on total capsule shell solids.
- 10 3. The capsule of claim 1 wherein the plasticizer is a polyol.
4. The capsule of claim 3 wherein the polyol is selected from at least one of the group consisting of glycerol, propylene glycol, polyvinyl alcohol, sorbitol, pluronic and maltitol.
- 15 5. The capsule of claim 4 wherein the plasticizer is glycerol.
6. The capsule of claim 1 comprising plasticizer in an amount from about 0.1 to about 20 wt % based on total capsule shell solids.
- 20 7. The capsule of claim 1 wherein the dissolution enhancing agent is selected from at least one of maltose, lactose, sorbitol, mannitol, gluconic acid lactone, xylitol, maltitol, and isomalt.
- 25 8. The capsule of claim 7 wherein the dissolution enhancing agent is selected from at least one of maltose, lactose, and sorbitol.
9. The capsule of claim 1 comprising dissolution enhancing agent in an amount from about 0.1 to about 35 wt % based on total capsule shell solids.
- 30 10. The capsule of claim 1 further comprising up to about 5 wt% sweetener based on total capsule shell solids.

11. The capsule of claim 1 further comprising up to about 5 wt% flavoring agent based on total capsule shell solids.
12. The capsule of claim 1 further comprising up to about 5 wt% saliva inducing agent based on total capsule shell solids.
13. The capsule of claim 1 further comprising a strengthening agent.
14. The capsule of claim 13 wherein the strengthening agent is selected from at least one of the group consisting of polydextrose, cellulose, cellulose derivatives, maltodextrin, guar gum, gelatin, alginates, and gum arabic.
15. The capsule of claim 14 wherein the strengthening agent is polydextrose.
16. The capsule of claim 1 wherein the width of the capsule shell is in the range of about 50 to about 200 micrometers.
17. An orally dissolving capsule comprising pullulan, said capsule having a normalized breakthrough of less than 30 seconds in the oral cavity of a patient.
18. An orally dissolving capsule comprising pullulan, said capsule having a normalized breakthrough time of less than 25 seconds in water at 37 °C.
19. The capsule of claim 18 wherein the normalized breakthrough time is less than about 20 seconds.
20. The capsule of claim 18 wherein the normalized breakthrough time is less than about 18 seconds.
21. The capsule of claim 18 wherein the normalized breakthrough time is less than about 15 seconds.

22. The capsule of claim 18 wherein the normalized breakthrough time is less than about 13 seconds.
23. The capsule of claim 18 wherein the normalized breakthrough time is less than about 11 seconds.
24. The capsule of claim 18 comprising about 70-85 wt% pullulan, about 5-10 wt% glycerin, about 5-10 wt% polydextrose, about 5-10 wt% maltose and about 0.5-2 wt% acesulfame.
25. The capsule of claim 18 comprising about 65-75 wt% pullulan, about 5-10 wt% glycerin, about 5-10 wt% polydextrose, and about 10-20 wt% sorbitol.
26. A pharmaceutical composition comprising a hard capsule shell, the capsule shell comprising:
- i. pullulan,
 - ii. one or more plasticizers, and
 - iii. one or more dissolution enhancing agents; wherein the hard capsule shell is filled with a capsule fill formulation comprising one or more pharmaceutical agents and one or more excipients.

Disintegration (Breakthrough) Time



Capsule Formulations

FIGURE 1

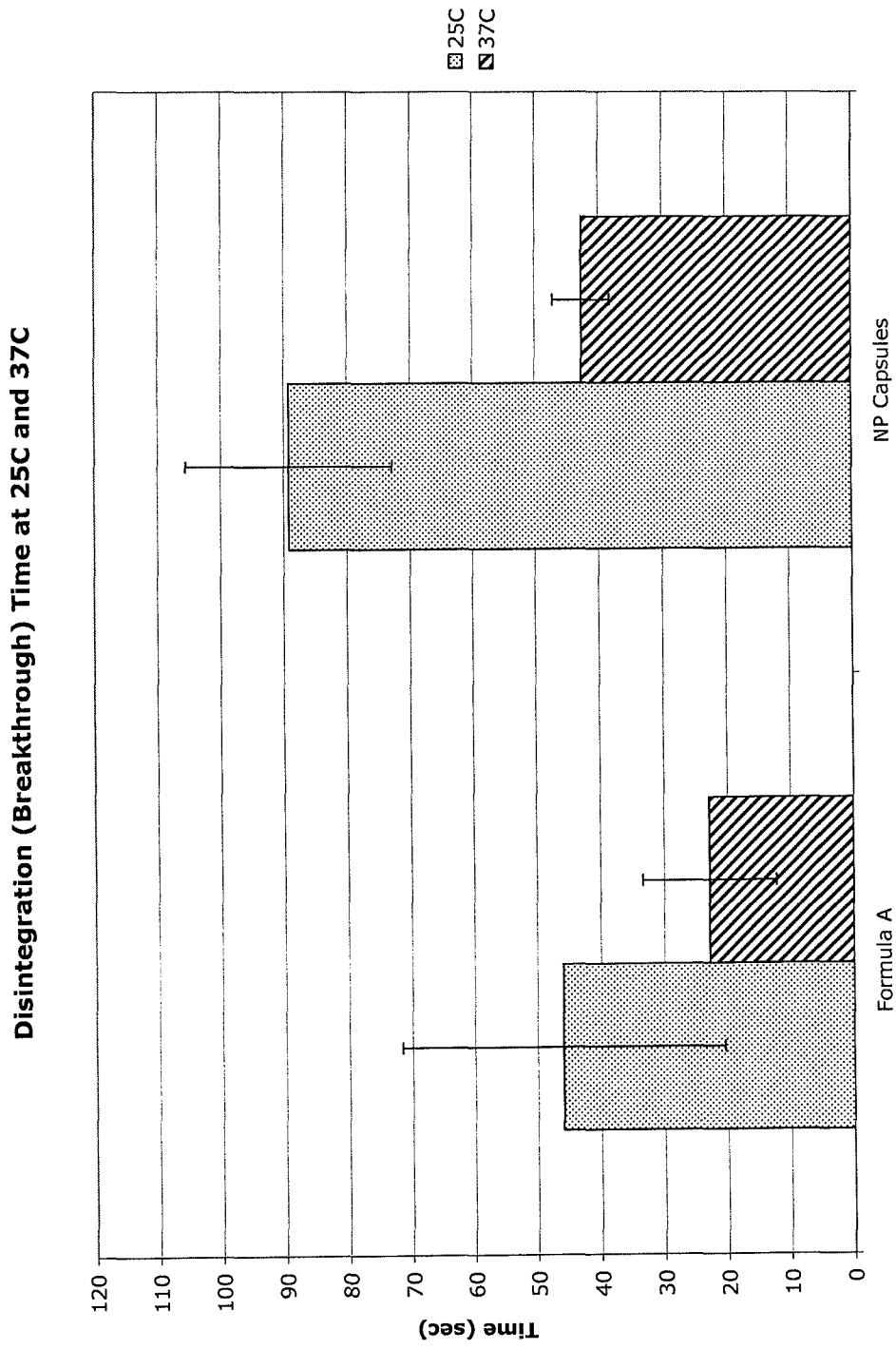


FIGURE 2

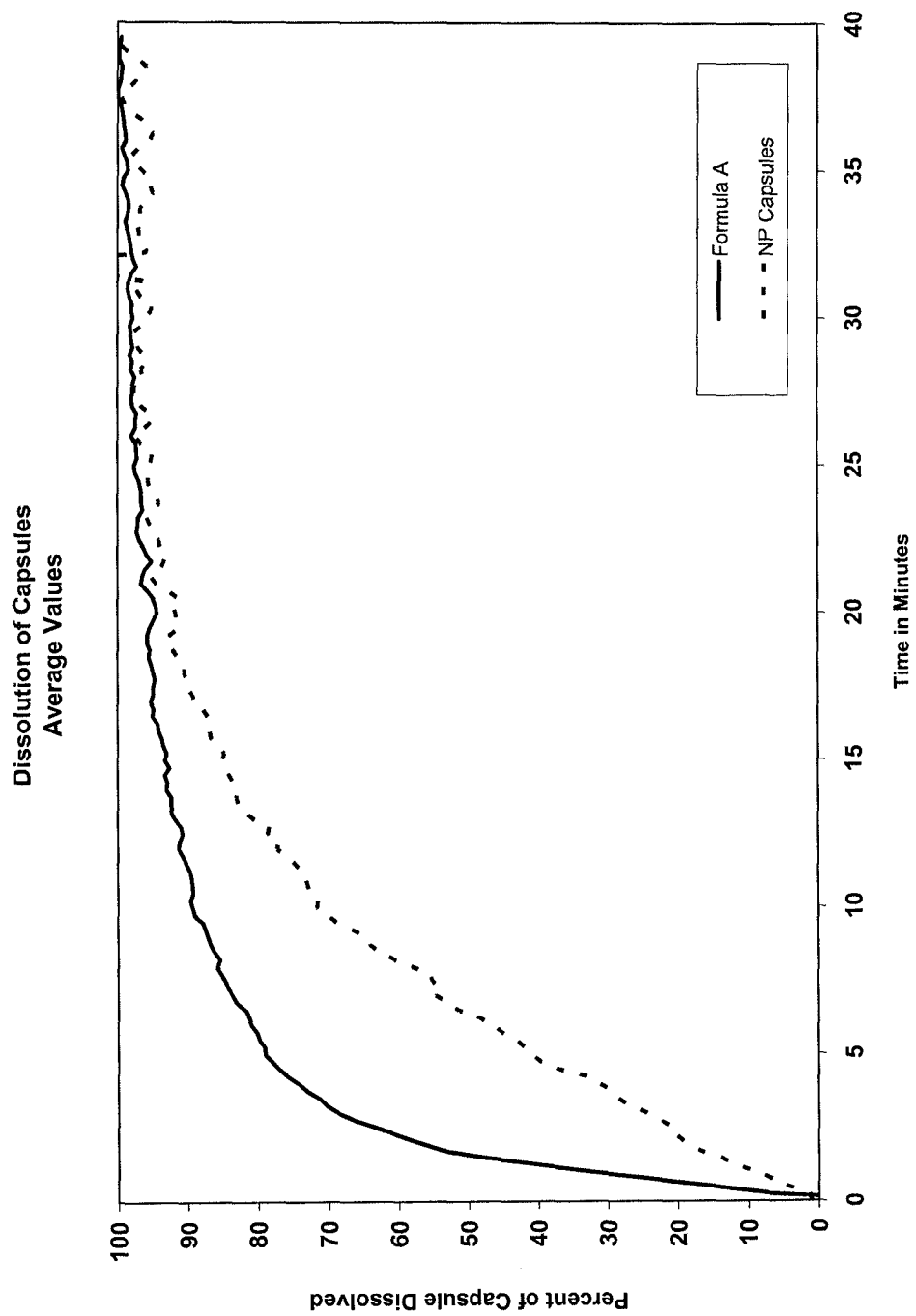


FIGURE 3

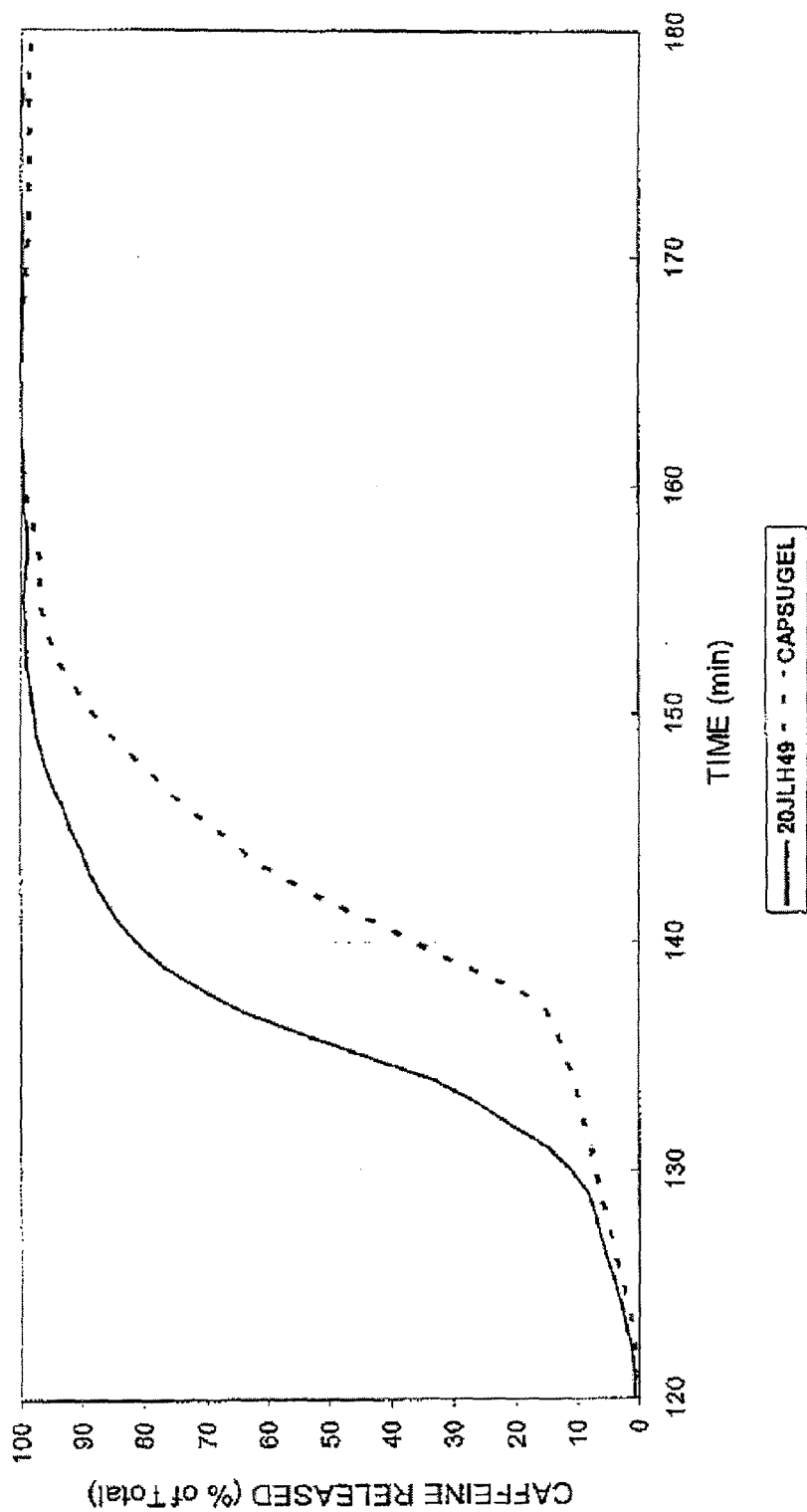


FIGURE 4