



US00D639607S

(12) **United States Design Patent**  
**Bracq**

(10) **Patent No.:** **US D639,607 S**

(45) **Date of Patent:** **\*\* Jun. 14, 2011**

(54) **DRAIN PLUG FOR WINE PRESERVATION**

(75) Inventor: **Boris Bracq**, Bordeaux (FR)

(73) Assignee: **Bellot SA**, Gradignan (FR)

(\*\*) Term: **14 Years**

(21) Appl. No.: **29/360,751**

(22) Filed: **Apr. 30, 2010**

(30) **Foreign Application Priority Data**

Oct. 30, 2009 (EM) ..... 001630344-0001

(51) **LOC (9) Cl.** ..... **07-99**

(52) **U.S. Cl.** ..... **D7/397**

(58) **Field of Classification Search** ..... D7/398,  
D7/397, 392, 393, 396; D23/250; D9/439,  
D9/544; 217/110; 222/544, 563; 215/355  
See application file for complete search history.

(56) **References Cited**

**U.S. PATENT DOCUMENTS**

D188,471 S *	7/1960	Terwilliger	.....	D9/439
4,475,576 A *	10/1984	Simon	.....	141/98
4,477,477 A *	10/1984	Arter	.....	426/330.4
5,109,997 A *	5/1992	Phillips	.....	215/360
5,740,935 A *	4/1998	Desfarges	.....	217/110
5,947,326 A *	9/1999	O'Hern et al.	.....	220/802
6,183,982 B1 *	2/2001	Nastasia	.....	435/41

D443,511 S *	6/2001	Jensen	.....	D9/440
D458,843 S *	6/2002	Jensen	.....	D9/440
D459,653 S *	7/2002	Marks et al.	.....	D9/439
D461,876 S *	8/2002	Green	.....	D23/250
D471,104 S *	3/2003	Hunt	.....	D9/439
D476,890 S *	7/2003	Hirose	.....	D9/440
7,108,023 B2 *	9/2006	Luis	.....	141/65
D549,577 S *	8/2007	Schactner et al.	.....	D9/439
D562,689 S *	2/2008	Antretter et al.	.....	D9/544
7,731,043 B2 *	6/2010	Wang Wu	.....	215/355

\* cited by examiner

*Primary Examiner* — Marianne Pandozzi

(74) *Attorney, Agent, or Firm* — RatnerPrestia

(57) **CLAIM**

The ornamental design for a drain plug for wine preservation, as shown and described.

**DESCRIPTION**

FIG. 1 is a perspective view of the drain plug for wine preservation showing my new design.

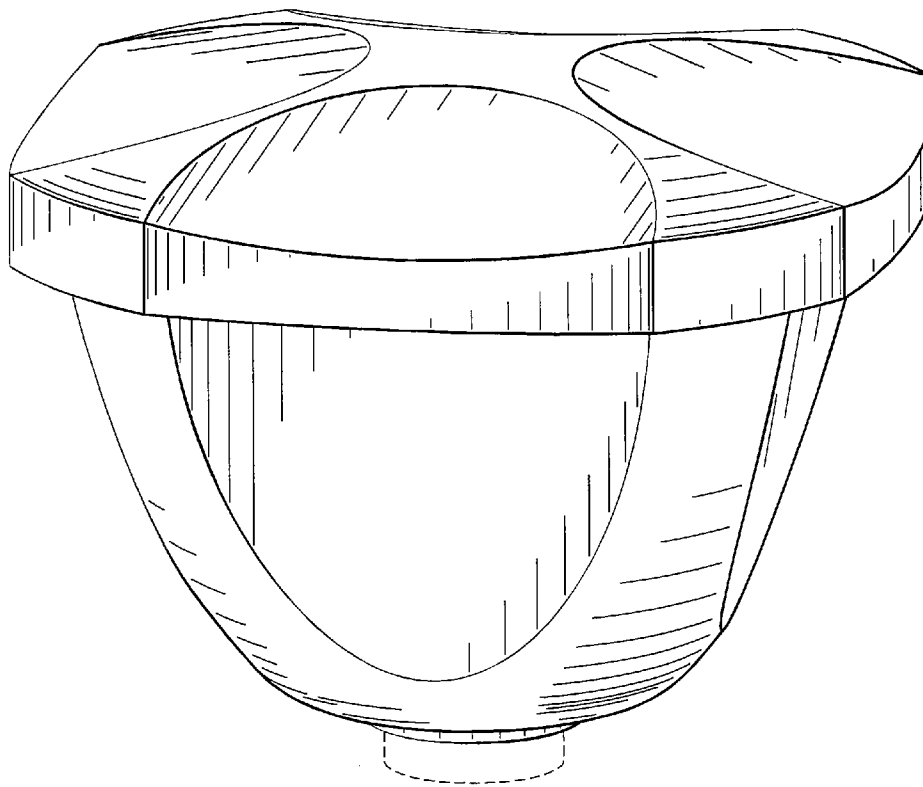
FIG. 2 is a side elevation view of the drain plug for wine preservation, the other side elevation views of the drain plug for wine preservation being duplicative thereof.

FIG. 3 is a top plan view of the drain plug for wine preservation; and,

FIG. 4 is a bottom plan view of the drain plug for wine preservation.

The broken lines are for illustration purposes only and form no part of the claimed design.

**1 Claim, 4 Drawing Sheets**



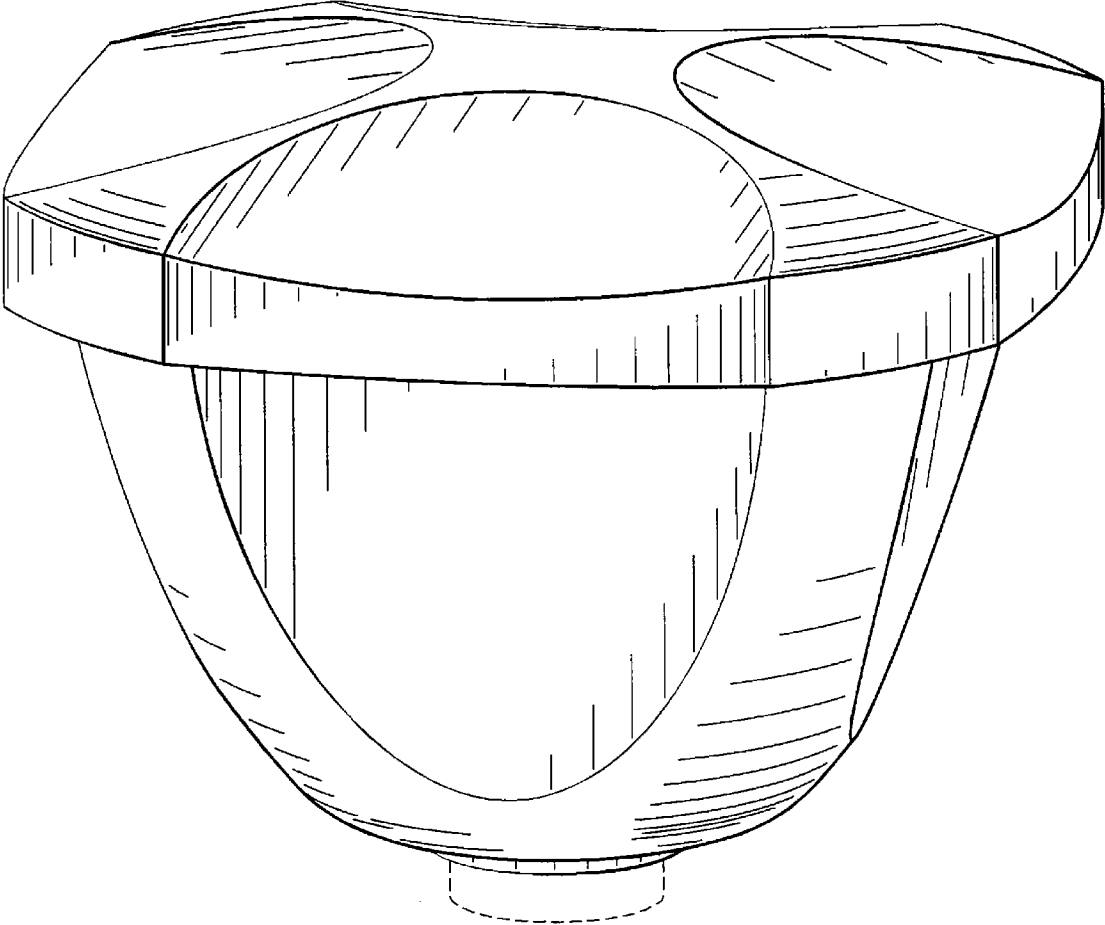


FIG. 1

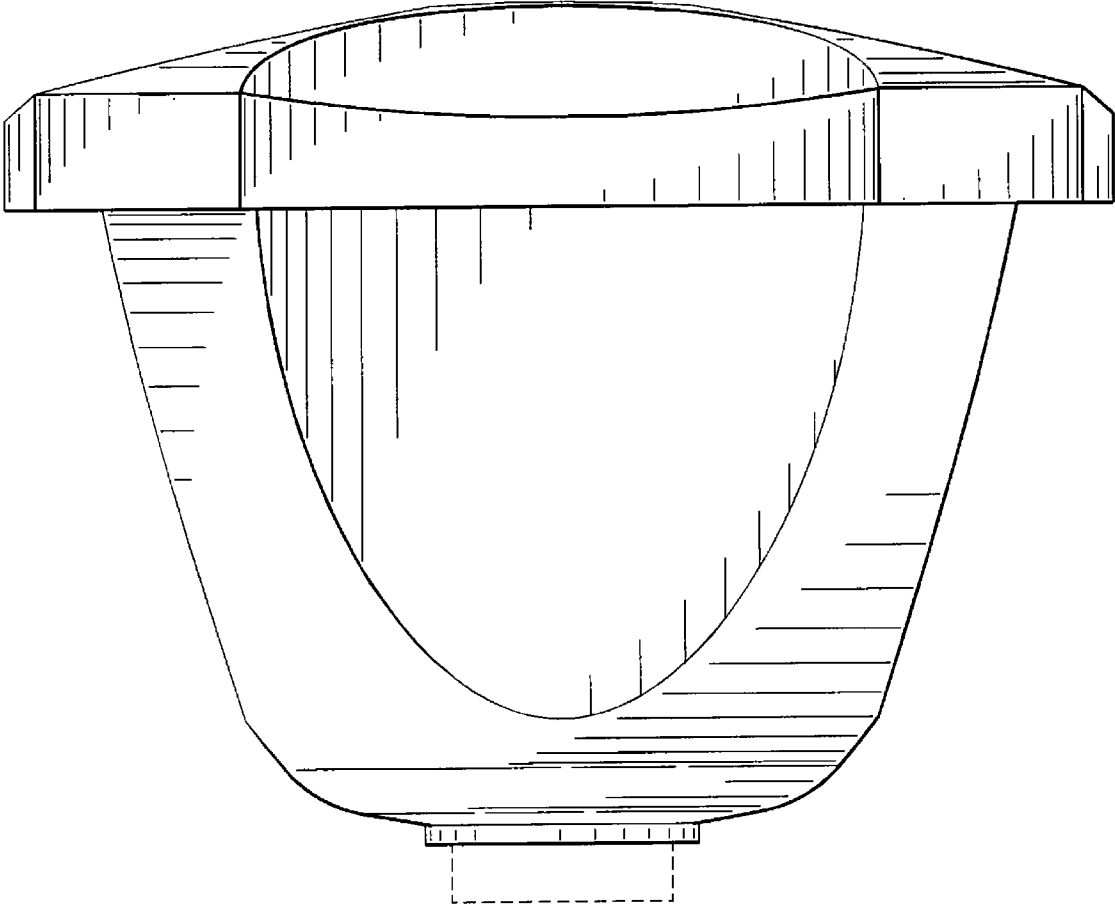


FIG. 2

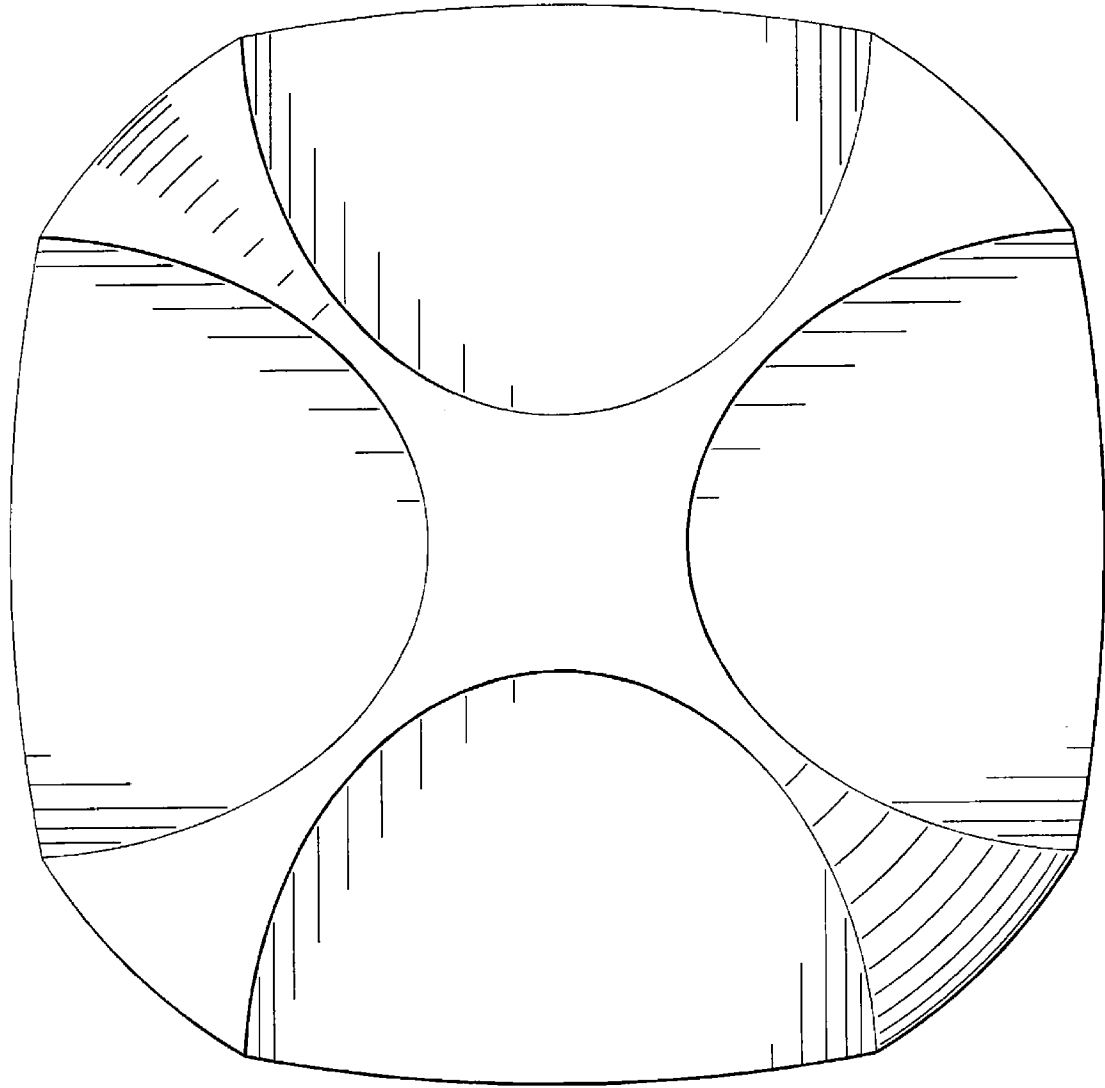


FIG. 3

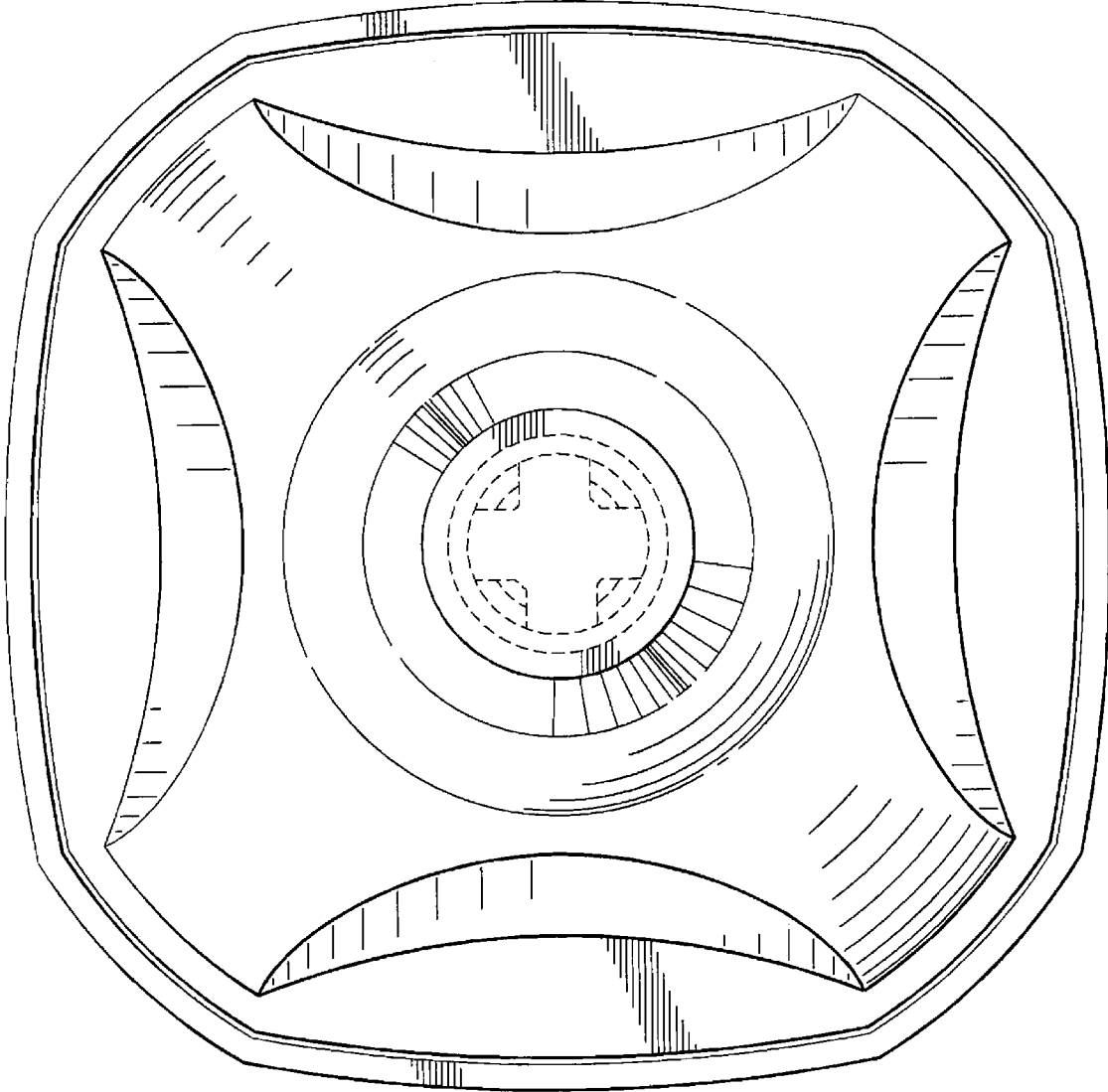


FIG. 4