

W. G. JONES.

Improvement in Hand Cultivators.

No. 124,140.

Patented Feb. 27, 1872.

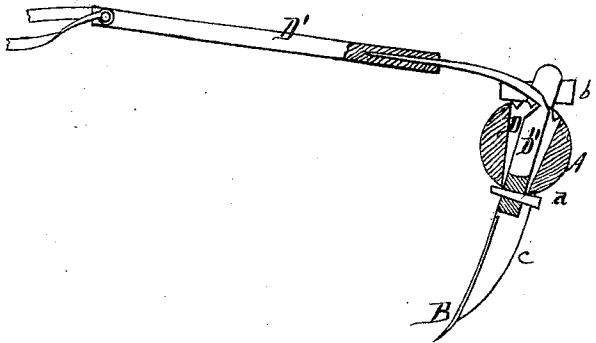


Fig. 1.

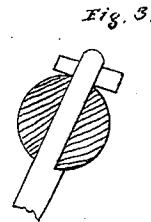


Fig. 3.

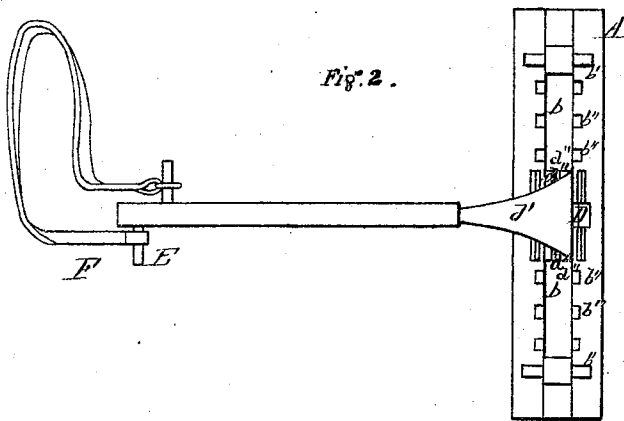


Fig. 2.

Witnesses

E. H. Bates

J. A. Annolly

Inventor

W. G. Jones,  
Chipman, Foster & Co.,  
Attys.

# UNITED STATES PATENT OFFICE.

WILLIAM G. JONES, OF MARSHALL, TEXAS.

## IMPROVEMENT IN HAND-CULTIVATORS.

Specification forming part of Letters Patent No. 124,140, dated February 27, 1872.

*To all whom it may concern:*

Be it known that I, WILLIAM G. JONES, of Marshall, in the county of Harrison and State of Texas, have invented a new and valuable Improvement in Hand-Cultivators; and I do hereby declare that the following is a full, clear, and exact description of the construction and operation of the same, reference being had to the annexed drawing making a part of this specification, and to the letters and figures of reference marked thereon.

Figure 1 of the drawing is a representation of vertical section of my invention. Fig. 2 is a plan view of the same. Fig. 3 is a detached sectional view.

This invention has relation to hand-cultivators; and the novelty consists in the improved construction and arrangement of the stock, tongue, and plows; and in the application to the end of the tongue of a shoulder-strap to assist in working the implement.

In the accompanying drawing which illustrates this invention, A represents the stock, slotted lengthwise as shown at *b*. B represents the plows or shovels, secured to pointed beams *c*, which are adjustable within the slot *b*. The plows may be changed from right to left for different purposes, and may be right and left-hand plows, or the ordinary cultivator-shovels. They may be removed from their beams, in which case the latter answer the purposes of harrow-teeth. The pins *b'*, projecting through the upper parts of the plow-beams, rest in notches *b''* cut in the upper side of the stock.

D represents a wedge-shaped aperture cut through the center of the stock, and D' is the tongue. A metal shank, D'', is secured to the rear end of said tongue and bent down to fit the aperture D, wherein it is held by means of a key, *d*. The shank is widened at *d'*, and rests in one of the notches of the curved racks shown at *d''*. By removing the key *d* the tongue may be adjusted to a different notch for the purpose of regulating the depth and pitch of the plows. E designates handles. One is placed at the forward end of the tongue, and the other about eight inches back therefrom, on the opposite side. They are then in convenient positions to be taken hold of by the operator. F represents a strap, which the operator passes under one arm and over the other shoulder, and in drawing the implement exerts the most of his strength through the medium of said strap.

I claim as my invention—

The adjustable tongue D', having the bent shank D'' with enlargement *d'*, in combination with the stock A having the plows B, tapering aperture D, and notches *d''*, as and for the purpose specified.

In testimony that I claim the above I have hereunto subscribed my name in the presence of two witnesses.

WILLIAM G. JONES.

Witnesses:

J. P. WILLSON,  
W. N. CLARK.