



US00D389761S

United States Patent [19]
Thomas

[11] **Patent Number: Des. 389,761**
[45] **Date of Patent: **Jan. 27, 1998**

[54] **CARTRIDGE CAP**

[75] **Inventor: Glenn E. Thomas, Louisville, Ky.**

[73] **Assignee: Chromatography Research Supplies, Inc., Addison, Ill.**

[**] **Term: 14 Years**

[21] **Appl. No.: 62,297**

[22] **Filed: Nov. 12, 1996**

[51] **LOC (6) Cl. 10-04**

[52] **U.S. Cl. D10/103; D9/439**

[58] **Field of Search D9/435, 436, 439; D10/46, 80, 103; D24/224; 55/274, 275, 502, 505, 507, DIG. 34; 116/206, 207; 215/135, 247, 249, 355, DIG. 388; 285/345; 436/32, 43, 181; 220/241, DIG. 16, DIG. 34**

[56] **References Cited**

U.S. PATENT DOCUMENTS

D. 336,043 6/1993 Provencio D9/436
D. 349,648 8/1994 Tirrell et al. D9/439
D. 357,200 4/1995 Thomas D10/103

D. 360,265 7/1995 Thomas D24/232
D. 364,809 12/1995 Thomas D9/439
4,254,731 3/1981 Taylor 55/DIG. 34 X
5,273,360 12/1993 Wyatt et al. 116/207

Primary Examiner—Antoine Duval Davis
Attorney, Agent, or Firm—Middleton & Reutlinger; James C. Eaves, Jr.

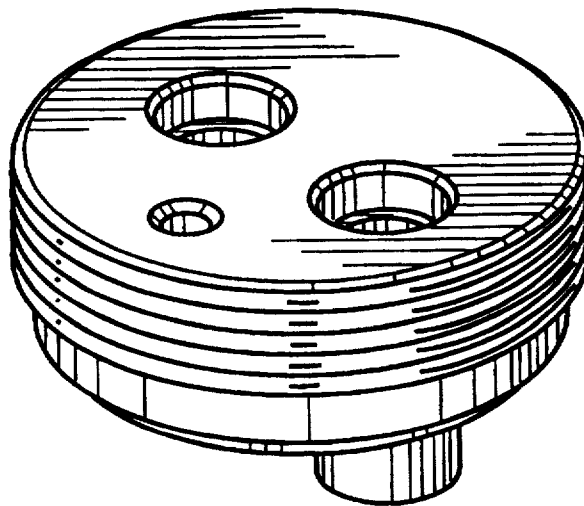
[57] **CLAIM**

The ornamental design for a cartridge cap, as shown and described.

DESCRIPTION

FIG. 1 is a top perspective view of a cartridge cap, showing my new design;
FIG. 2 is a bottom perspective view of a cartridge cap, showing my new design;
FIG. 3 is a top view of the cartridge cap of FIG. 1;
FIG. 4 is a front view of the cartridge cap of FIG. 1;
FIG. 5 is a side view of the cartridge cap of FIG. 1;
FIG. 6 is a bottom view of the cartridge cap of FIG. 1; and
FIG. 7 is a cross-sectional view of the cartridge cap of FIG. 3 along the section lines 7—7 of FIG. 3.

1 Claim, 1 Drawing Sheet



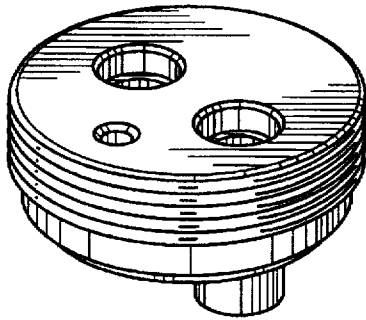


FIG. 1

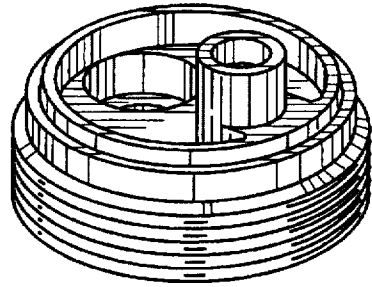


FIG. 2

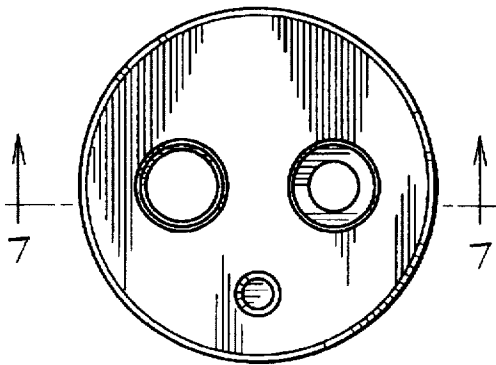


FIG. 3

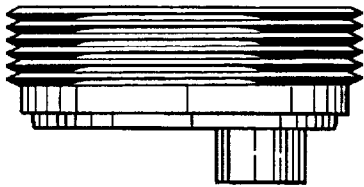


FIG. 4

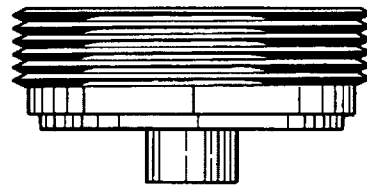


FIG. 5

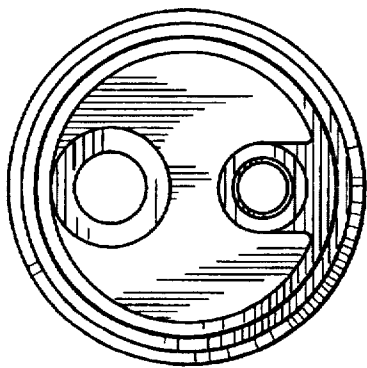


FIG. 6

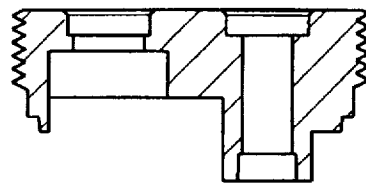


FIG. 7