



US00D526224S

(12) **United States Design Patent**
Kim

(10) **Patent No.:** **US D526,224 S**

(45) **Date of Patent:** **** Aug. 8, 2006**

(54) **PROFILE OF A LEVEL**

D385,807 S * 11/1997 Gruetzmacher D10/69

(75) Inventor: **Charles D. Kim**, Raleigh, NC (US)

* cited by examiner

(73) Assignee: **Empire Level Mfg. Corp.**,
Mukwonago, WI (US)

Primary Examiner—Antoine D. Davis
(74) *Attorney, Agent, or Firm*—Jansson, Shupe, Munger &
Antaramian, Ltd.

(**) Term: **14 Years**

(57) **CLAIM**

(21) Appl. No.: **29/230,192**

The ornamental design for a profile of a level, as shown and described.

(22) Filed: **May 18, 2005**

DESCRIPTION

Related U.S. Application Data

(63) Continuation of application No. 29/203,699, filed on Apr. 16, 2004, now Pat. No. Des. 514,961.

FIG. 1 is a top perspective view of a profile of a level showing the ornamental design.

(51) **LOC (8) Cl.** **10-04**

FIG. 2 is a top plan view of FIG. 1.

(52) **U.S. Cl.** **D10/69**

FIG. 3 is a front elevation view of FIG. 1, the rear view being a mirror image.

(58) **Field of Classification Search** D10/69;
33/365, 366.11–366.27, 367–390

FIG. 4 is a bottom plan view of FIG. 1; and,

See application file for complete search history.

FIG. 5 is a right-end elevation view of FIG. 1, the left-end view being a mirror image.

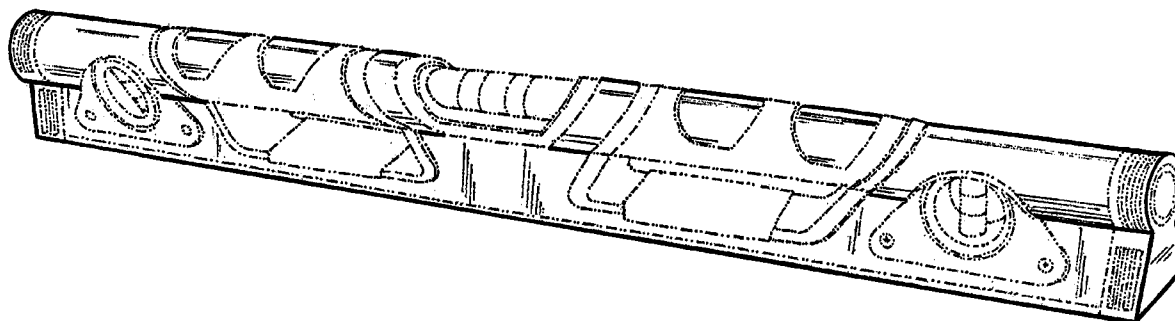
(56) **References Cited**

The broken lines are provided for illustrative purposes only and form no part of the claimed design.

U.S. PATENT DOCUMENTS

4,663,856 A * 5/1987 Hall et al. 33/373

1 Claim, 2 Drawing Sheets



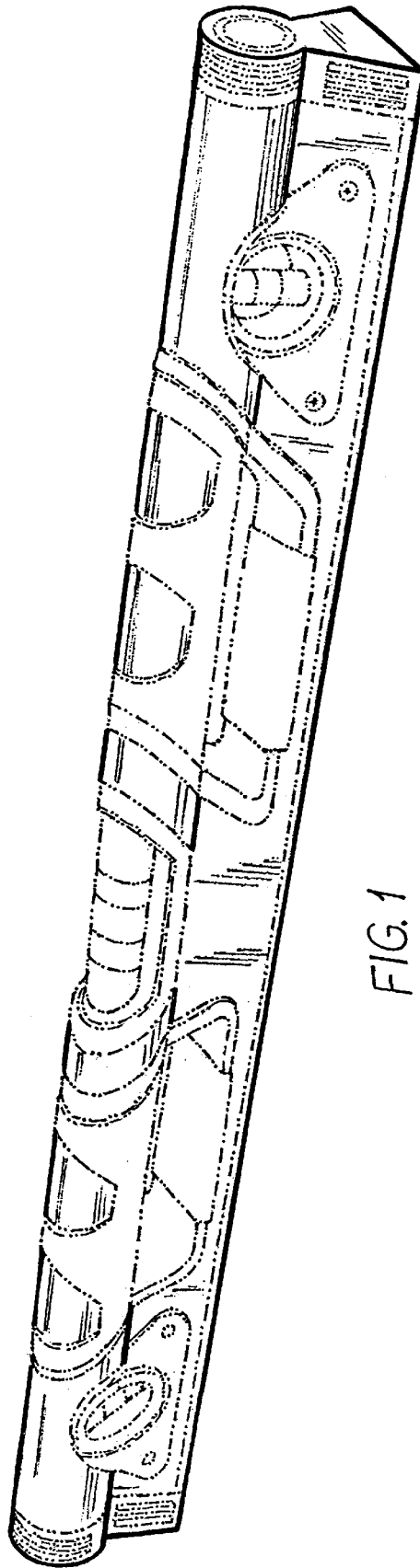


FIG. 1

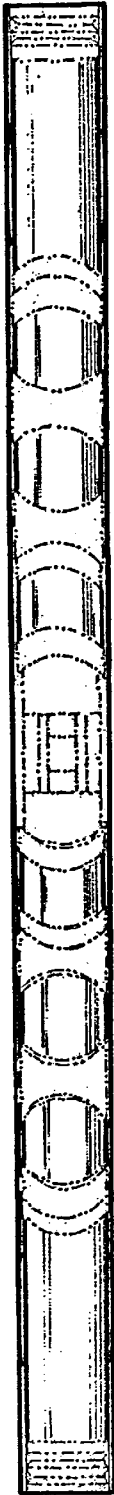


FIG. 2



FIG. 3



FIG. 4

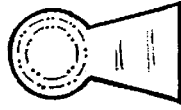


FIG. 5