



US00D717400S

(12) **United States Design Patent**
Hanna et al.

(10) **Patent No.:** **US D717,400 S**

(45) **Date of Patent:** **** Nov. 11, 2014**

(54) **FAUCET**

(71) Applicant: **Price Pfister, Inc.**, Lake Forest, CA (US)

(72) Inventors: **Aaron Hanna**, Corona, CA (US); **Darin Heuer**, Anaheim Hills, CA (US); **Cameron Potter**, Pasadena, CA (US); **David Downey**, Mission Viejo, CA (US)

(73) Assignee: **Price Pfister, Inc.**, Lake Forest, CA (US)

(**) Term: **14 Years**

(21) Appl. No.: **29/473,859**

(22) Filed: **Nov. 26, 2013**

(51) **LOC (10) Cl.** **23-01**

(52) **U.S. Cl.**

USPC **D23/238**

(58) **Field of Classification Search**

USPC D23/238-243, 250, 252, 254-255, 257;
4/675-678; 137/801

See application file for complete search history.

(56)

References Cited

U.S. PATENT DOCUMENTS

5,758,690 A	6/1998	Humpert et al.	
D426,873 S	6/2000	Milrud et al.	
D438,935 S *	3/2001	Mark et al.	D23/238
D441,836 S	5/2001	Mark et al.	
D443,337 S	6/2001	Mark et al.	
D456,878 S	5/2002	Gottwald	
D457,938 S	5/2002	Lobermeier	
D457,939 S	5/2002	Gottwald	
D460,150 S	7/2002	Rexach	
D463,529 S	9/2002	Dretzka	
D468,397 S	1/2003	Czerwinski, Jr.	
D468,398 S	1/2003	Ziemann	
D469,157 S	1/2003	Lobermeier	
D470,224 S	2/2003	Hanna	
D472,961 S	4/2003	Ziemann	

D473,630 S	4/2003	Wettstein et al.
D476,397 S	6/2003	Ouyoung
D479,309 S	9/2003	Haug et al.
D479,310 S	9/2003	Ziemann
D479,579 S	9/2003	Haug et al.
D481,445 S	10/2003	Haug et al.
D487,798 S	3/2004	Bayer
D488,210 S	4/2004	Lord
D511,560 S	11/2005	Kulig et al.
D513,788 S	1/2006	Lindholm
D514,665 S	2/2006	Lindholm
D517,166 S	3/2006	Chu
D517,652 S	3/2006	Egli et al.

(Continued)

FOREIGN PATENT DOCUMENTS

EP	1171205 B1	8/2005
EP	1491805 B1	12/2005

(Continued)

Primary Examiner — Robert Delehanty

(74) *Attorney, Agent, or Firm* — Barnes & Thornburg LLP

(57)


CLAIM

What is claimed is the ornamental design for a faucet, as shown and described.

DESCRIPTION

FIG. 1 is a perspective view of our new design; FIG. 2 is a front elevational view thereof; FIG. 3 is a rear elevational view thereof; FIG. 4 is the left side elevational view thereof; FIG. 5 is a right side elevational view thereof; FIG. 6 is a top view thereof; and, FIG. 7 is a bottom view thereof. The broken lines shown in the drawings are for purposes of illustrating portions of the design and form no part of the claimed design.

1 Claim, 7 Drawing Sheets



(56)

References Cited

U.S. PATENT DOCUMENTS

D519,190 S 4/2006 Lord
 D521,109 S 5/2006 Lord
 D526,389 S 8/2006 Lammel et al.
 D527,075 S 8/2006 Wood et al.
 D531,698 S 11/2006 Wood et al.
 D532,483 S 11/2006 Lobermeier et al.
 D532,867 S 11/2006 Lord
 D532,868 S 11/2006 Spangler et al.
 D532,869 S 11/2006 Lobermeier et al.
 D532,870 S 11/2006 Lobermeier et al.
 D534,246 S 12/2006 Chu et al.
 D534,621 S 1/2007 Chu et al.
 D534,622 S 1/2007 Chu et al.
 D535,357 S 1/2007 Zhou
 D535,724 S 1/2007 Zhou
 D537,146 S 2/2007 Hanna
 D538,398 S 3/2007 Lobermeier et al.
 D539,870 S 4/2007 Lammel et al.
 D539,871 S 4/2007 Hanna
 D544,945 S 6/2007 Wood et al.
 D550,330 S 9/2007 Müllenmeister
 D564,075 S 3/2008 Williams
 D566,811 S 4/2008 Zhang
 D566,813 S 4/2008 Kohler, Jr.
 D567,909 S 4/2008 Schonherr
 D573,228 S 7/2008 Hsieh
 D574,469 S 8/2008 Soriano
 D575,375 S 8/2008 Williams
 D579,526 S * 10/2008 Williams D23/250
 D586,427 S 2/2009 Painter
 D602,568 S 10/2009 Kwok
 D603,021 S 10/2009 Roy
 D607,544 S 1/2010 Roy
 D609,780 S 2/2010 Fritz et al.
 D610,235 S 2/2010 Kwok

D612,015 S 3/2010 Lammel et al.
 D620,558 S 7/2010 Krumpe
 7,753,079 B2 7/2010 Nelson
 D625,391 S 10/2010 Soriano
 7,871,020 B2 1/2011 Nelson et al.
 D632,365 S 2/2011 Choi
 D642,661 S 8/2011 Corbett
 D645,121 S 9/2011 Fritz
 D645,122 S 9/2011 Fritz
 D645,937 S 9/2011 Sedwick
 D653,729 S 2/2012 Romero
 D653,730 S 2/2012 Bailey et al.
 D653,731 S 2/2012 Bailey
 D653,732 S * 2/2012 Romero D23/238
 D658,744 S 5/2012 Starck
 D665,052 S 8/2012 Wang
 D665,876 S 8/2012 Corbett
 D665,877 S 8/2012 Fritz
 D667,933 S 9/2012 Kwok
 8,375,993 B2 2/2013 Esche et al.
 D677,760 S 3/2013 Romero
 8,403,005 B2 3/2013 Wang
 D683,822 S 6/2013 Kwok
 D684,242 S 6/2013 McKeone et al.
 D687,517 S 8/2013 Miles et al.
 D689,595 S 9/2013 Georgeson
 D693,905 S 11/2013 Ke et al.
 D693,906 S 11/2013 Zhang et al.

FOREIGN PATENT DOCUMENTS

EP 2401513 A1 1/2012
 EP 2401513 A4 2/2013
 IT 1358175 B 3/2009
 WO WO2009120335 A1 10/2009
 WO WO2013154812 A1 10/2013

* cited by examiner

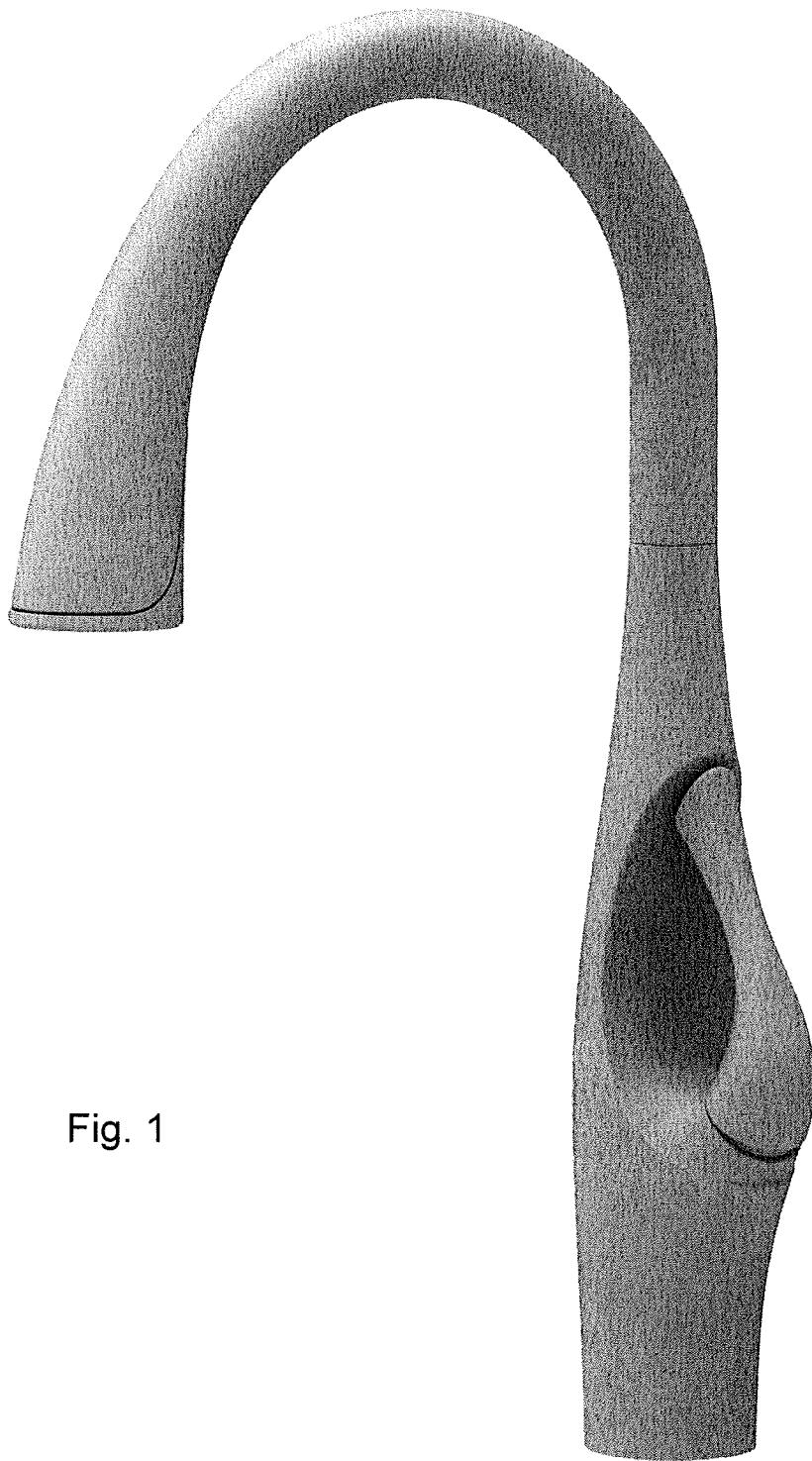


Fig. 1

Fig. 2

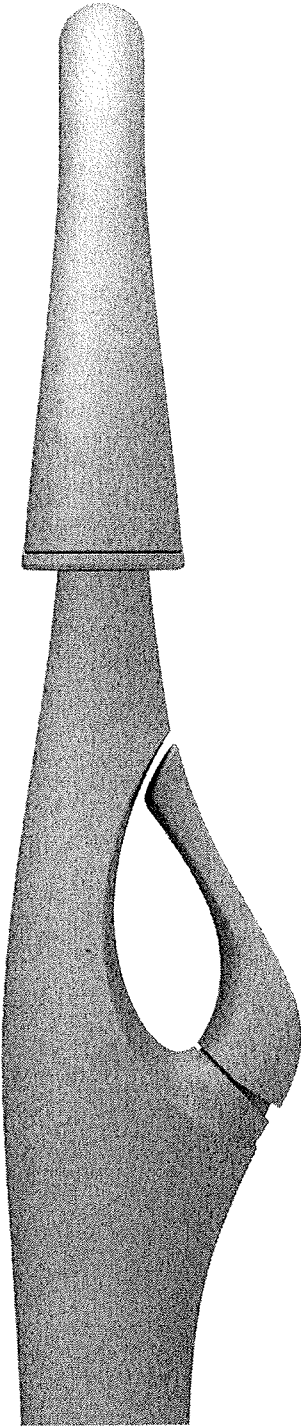



Fig. 3



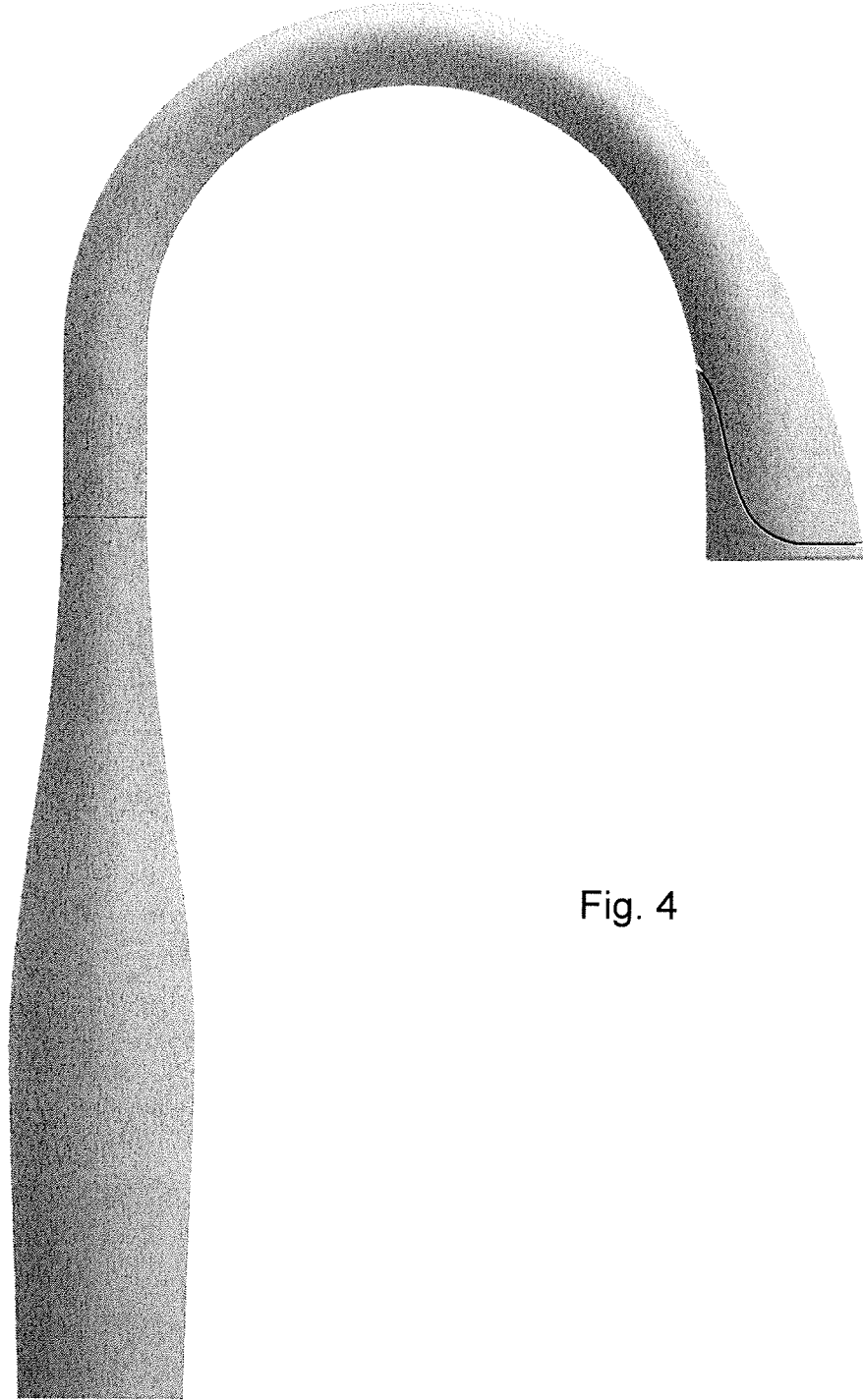


Fig. 4

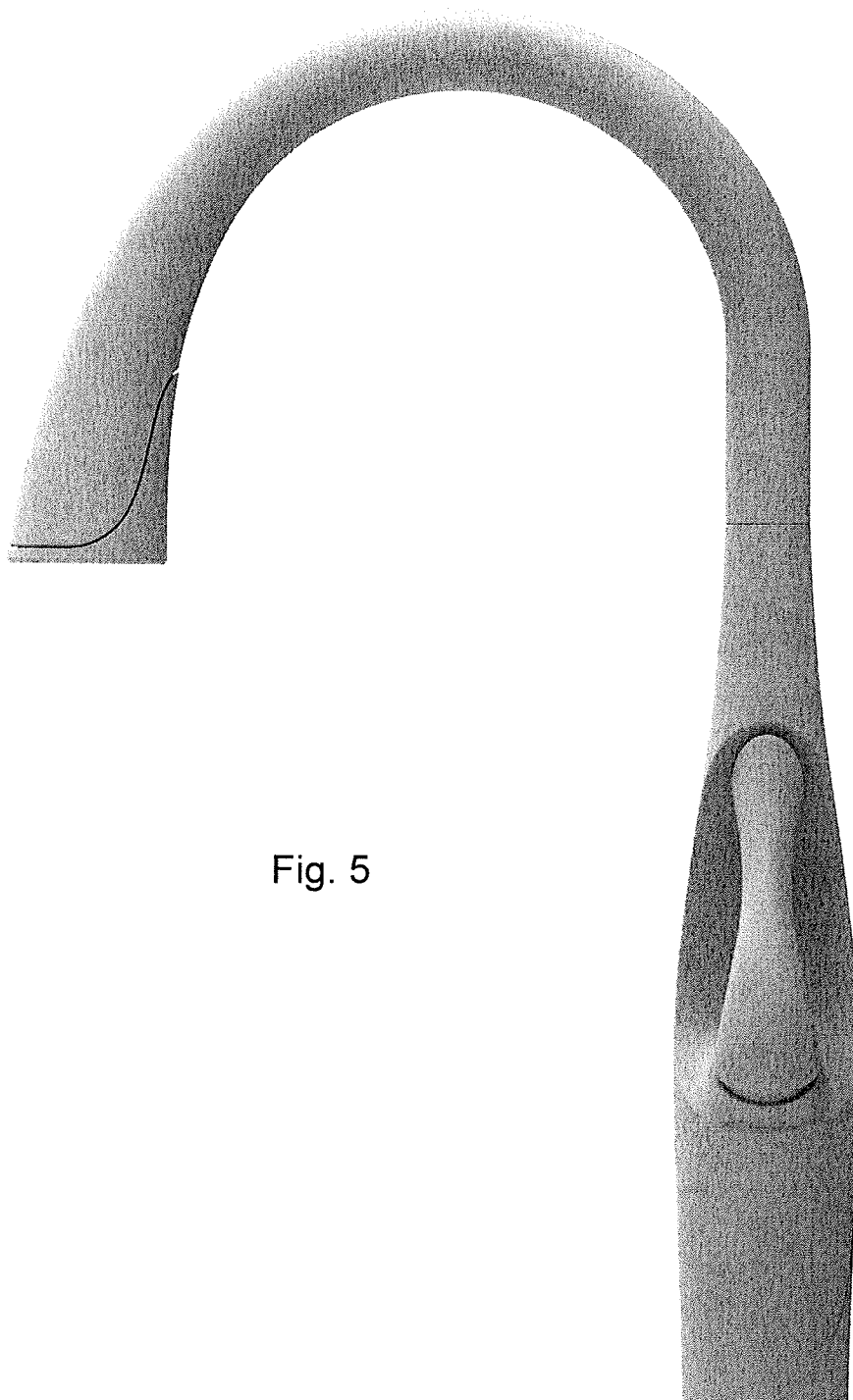


Fig. 5

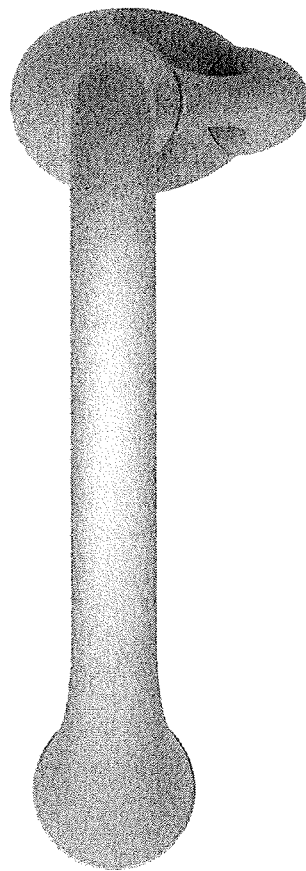


Fig. 6




Fig. 7