



US00D887479S

(12) **United States Design Patent**
Brickner et al.

(10) **Patent No.:** **US D887,479 S**

(45) **Date of Patent:** **** Jun. 16, 2020**

(54) **CAMERA**

(71) Applicant: **Axon Enterprise, Inc.**, Scottsdale, AZ (US)

(72) Inventors: **Tommo Walter Brickner**, San Francisco, CA (US); **Daniel Martin Wodarczyk**, San Francisco, CA (US); **Nathan Patulski**, Seattle, WA (US)

(73) Assignee: **Axon Enterprise, Inc.**, Scottsdale, AZ (US)

(**) Term: **15 Years**

(21) Appl. No.: **29/683,287**

(22) Filed: **Mar. 12, 2019**

(51) **LOC (12) Cl.** **16-01**

(52) **U.S. Cl.**
USPC **D16/218**; D16/219

(58) **Field of Classification Search**
USPC D16/200, 202–205, 208, 218, 219;
D14/125, 496, 507; 348/373–376;
396/535, 539–541
CPC G03B 15/03; G03B 17/02; G03B 17/04;
G03B 17/56; G03B 19/04; H04N 5/2251;
H04N 5/2252; H04N 5/2253; H04N
5/2254; H04N 2101/00
See application file for complete search history.

(56) **References Cited**

U.S. PATENT DOCUMENTS

D616,901 S *	6/2010	Ward	D14/507
D651,632 S *	1/2012	Kim	D16/202
D729,295 S *	5/2015	Onruang	D16/202
D747,379 S *	1/2016	Onruang	D16/202
D754,767 S *	4/2016	Sandy	D16/202
D755,272 S *	5/2016	Patulski	D16/202
D770,553 S *	11/2016	Schild	D16/202

D794,695 S *	8/2017	Zhang	D16/218
D797,836 S *	9/2017	Li	D16/218
D802,644 S *	11/2017	Lee	D16/202
D806,774 S *	1/2018	Ahman	D16/203
D849,078 S *	5/2019	Girotti	D16/202
D865,844 S *	11/2019	Jalala	D16/218

OTHER PUBLICATIONS

“Police Body Camera—64G 32MP”; Deelat; retrieved Apr. 10, 2019; disclosure date unknown but prior to the filing date of the present application; URL: <<https://www.deelat.com/safety/vision/police-body-cameras-and-portable-cameras/police-body-camera-64g-32mp>>.

(Continued)

Primary Examiner — Ramzi S Almatrahi

(74) *Attorney, Agent, or Firm* — Banner & Witcoff, Ltd.

(57) **CLAIM**

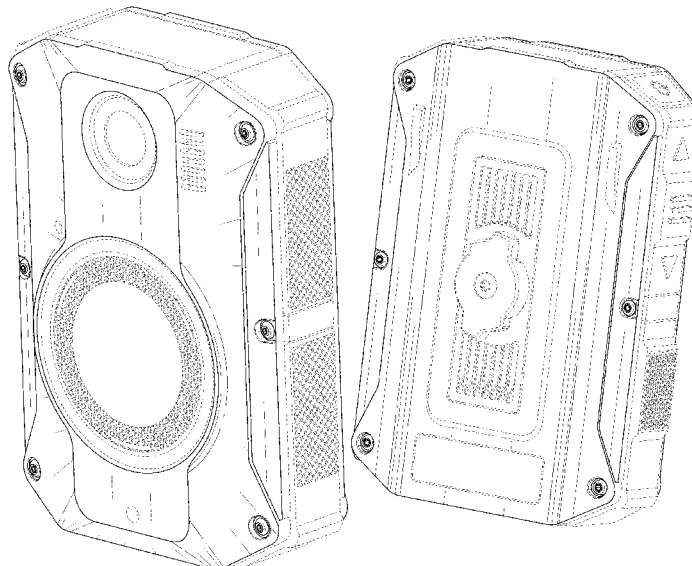
The ornamental design for a camera, as shown and described.

DESCRIPTION

FIG. 1 is a top, front and right side perspective view of a camera showing our new design; FIG. 2 is a top, rear and left side perspective view thereof; FIG. 3 is a front view thereof; FIG. 4 is a rear view thereof; FIG. 5 is a left side view thereof; FIG. 6 is a right side view thereof; FIG. 7 is a top view thereof; and, FIG. 8 is a bottom view thereof.

The broken lines depict portions of the camera in which the design is embodied that form no part of the claimed design. The broken lines which are shown immediately adjacent to the shaded areas represent the bounds of the claimed design and form no part of the claimed design.

1 Claim, 6 Drawing Sheets



(56)

References Cited

OTHER PUBLICATIONS

“Body-Worn Camera (BWC)”; Getac Video; retrieved Apr. 10, 2019; disclosure date unknown but prior to the filing date of the present application; URL: <<https://www.getacvideo.com/product/police-body-camera/>>.

“PatrolEyes WiFi HD Infrared Police Body Camera”; Stuntcams; retrieved Apr. 10, 2019; disclosure date unknown but prior to the filing date of the present application; URL: <<http://stuntcams.com/shop/patroleyes-wifi-hd-infrared-police-body-camera-p-1130.html>>.

U.S. Appl. No. 29/683,271, filed Mar. 12, 2019 by Tommo Walter Brickner, Daniel Martin Wodarczyk, and Nathan Patulski.

U.S. Appl. No. 29/683,273, filed Mar. 12, 2019 by Tommo Walter Brickner, Daniel Martin Wodarczyk, and Nathan Patulski.

U.S. Appl. No. 29/683,281, filed Mar. 12, 2019 by Tommo Walter Brickner, Daniel Martin Wodarczyk, and Nathan Patulski.

* cited by examiner

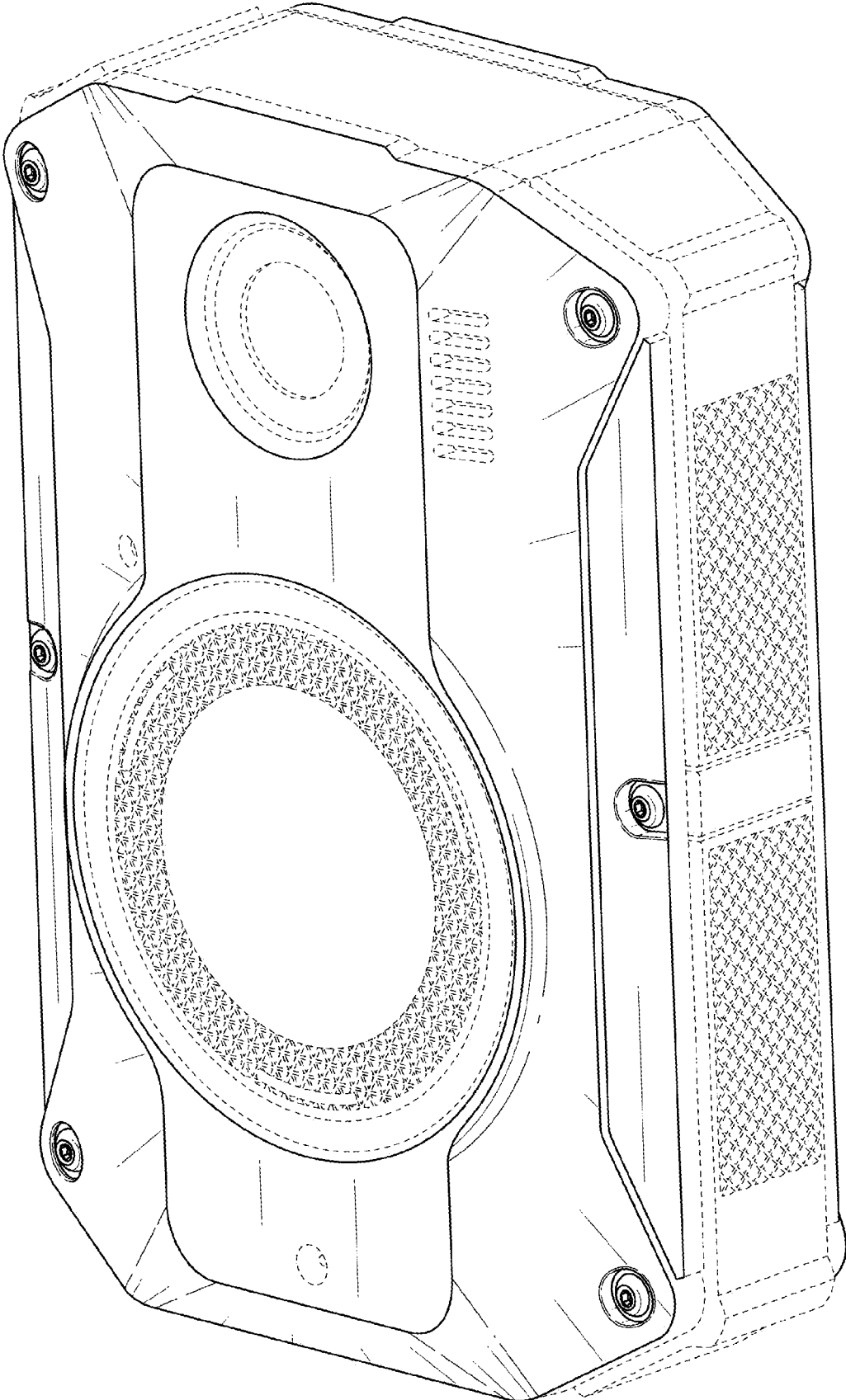


FIG. 1

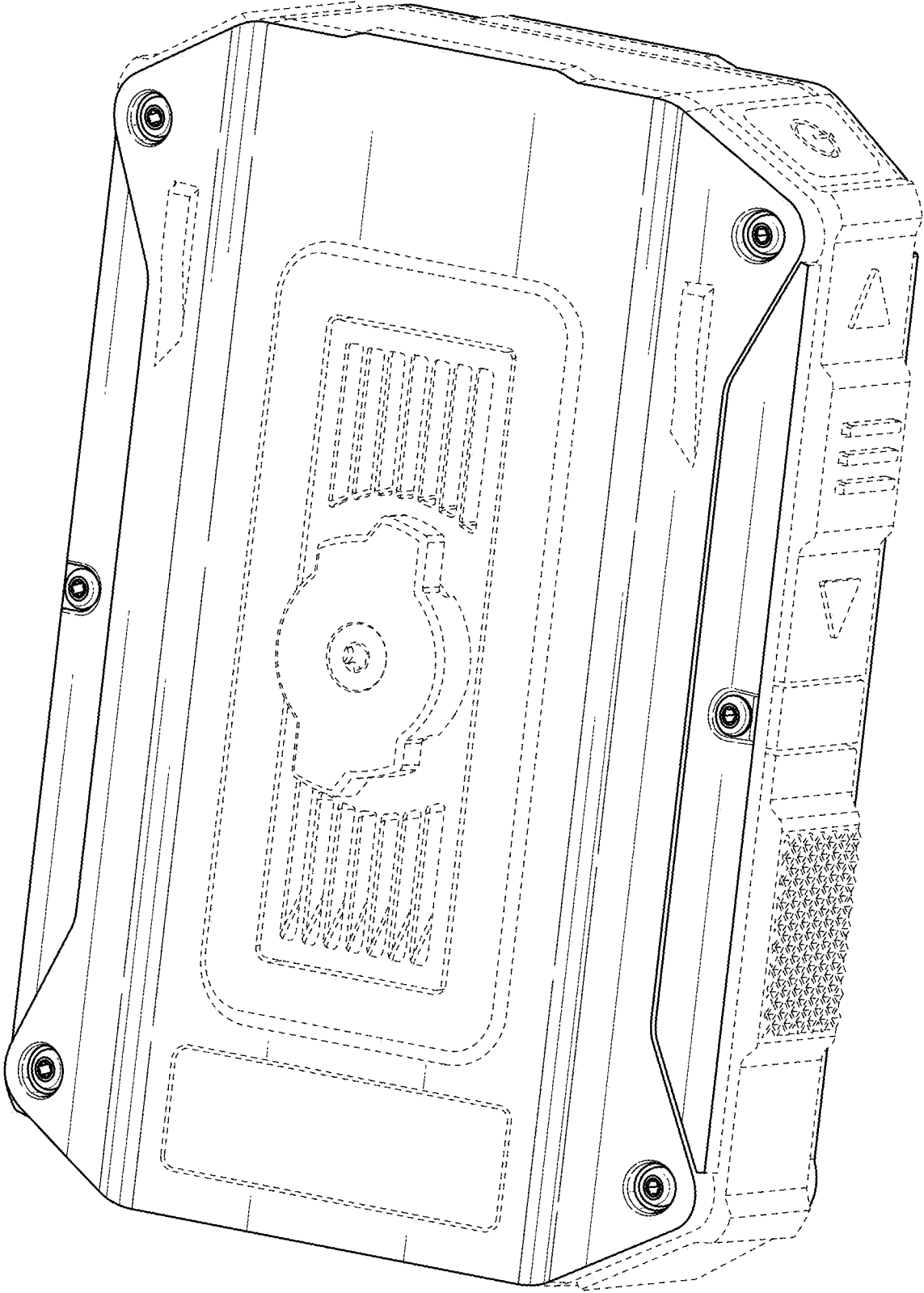


FIG. 2

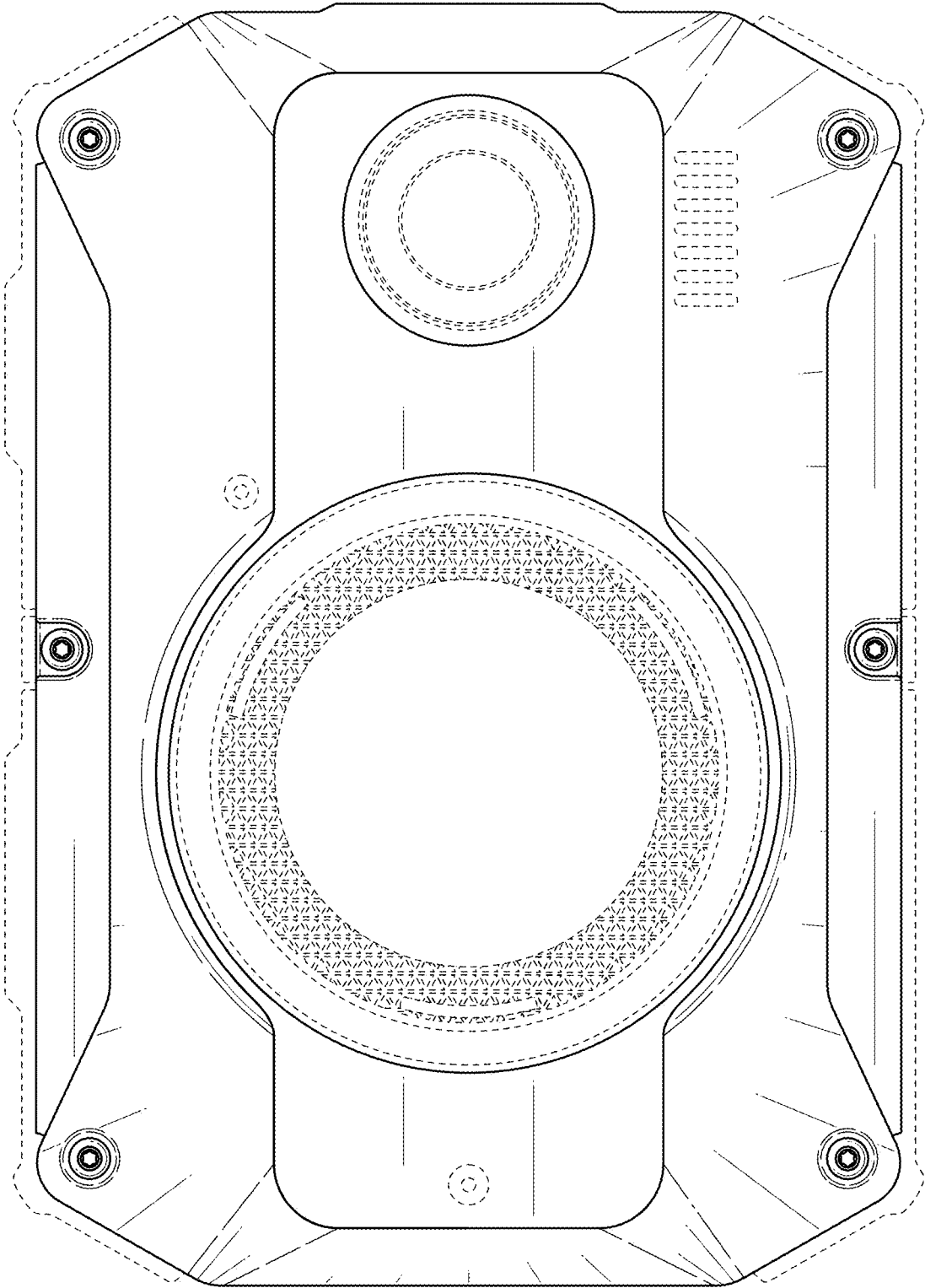


FIG. 3

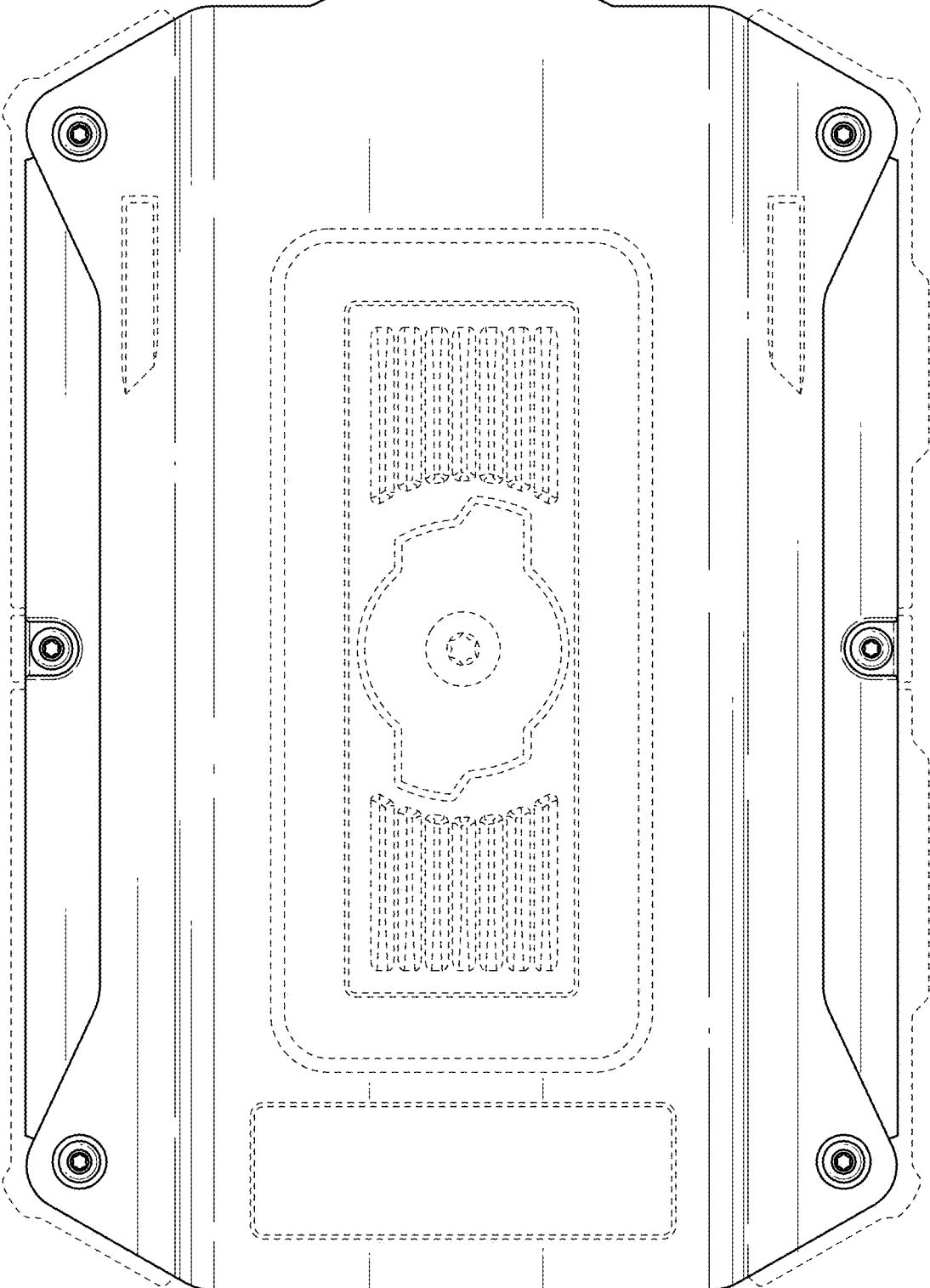


FIG. 4

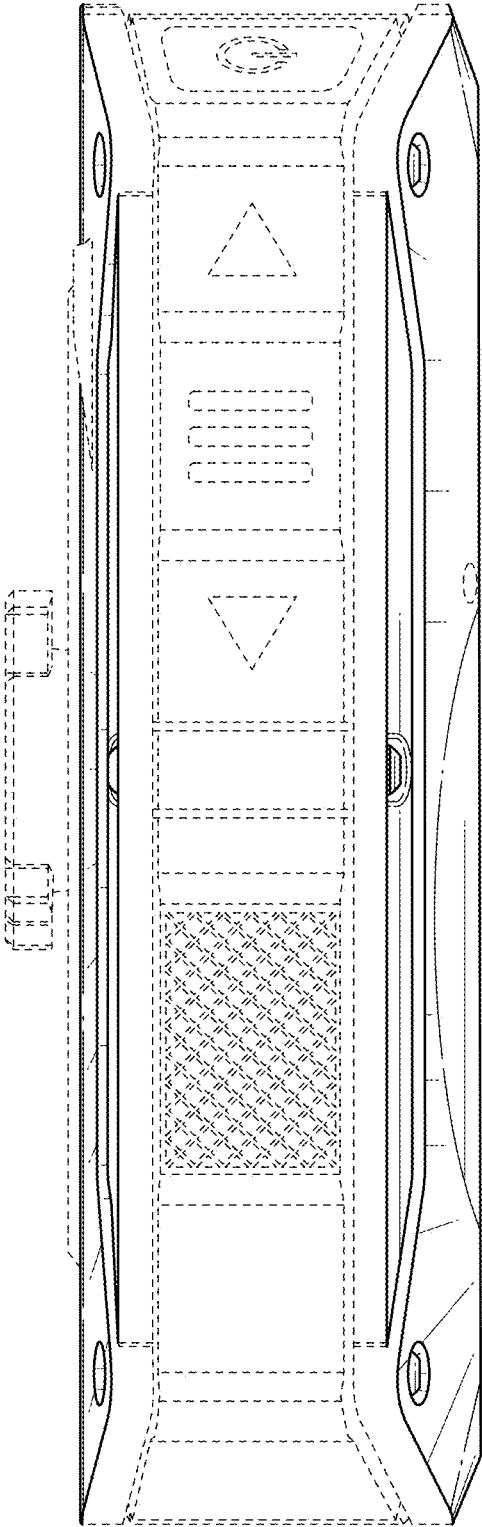


FIG. 5

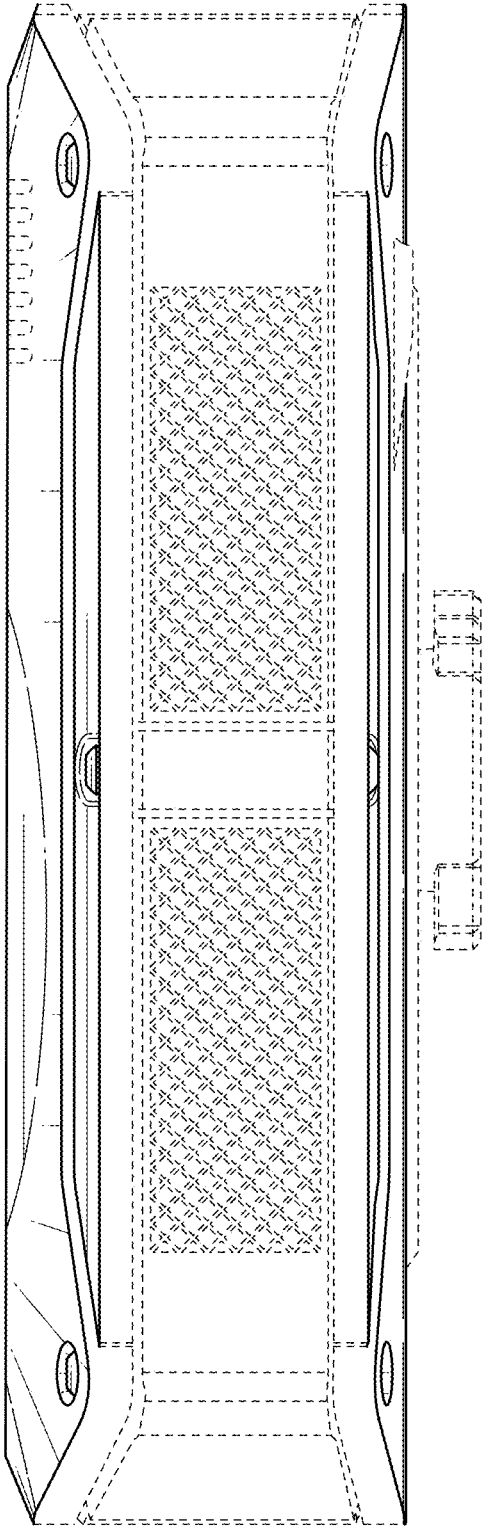


FIG. 6

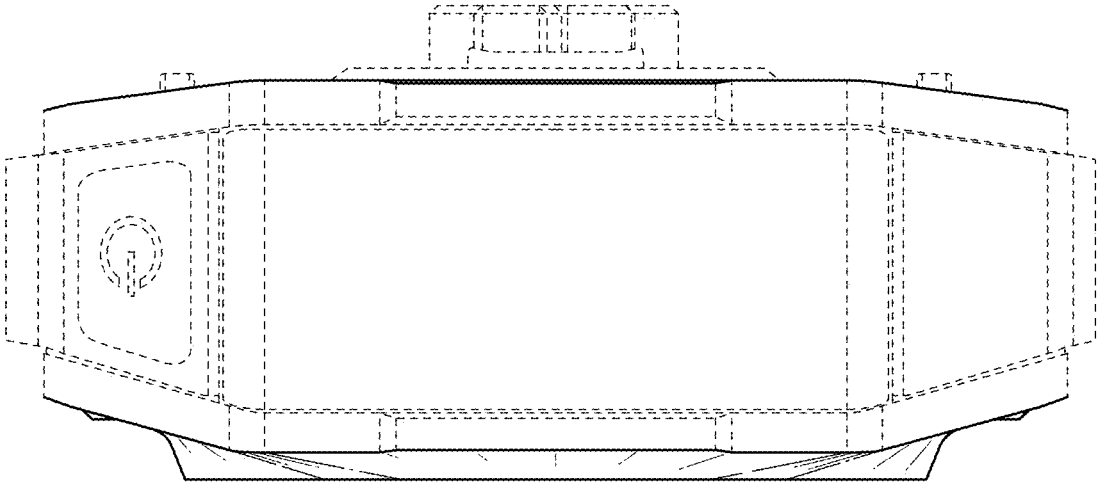


FIG. 7

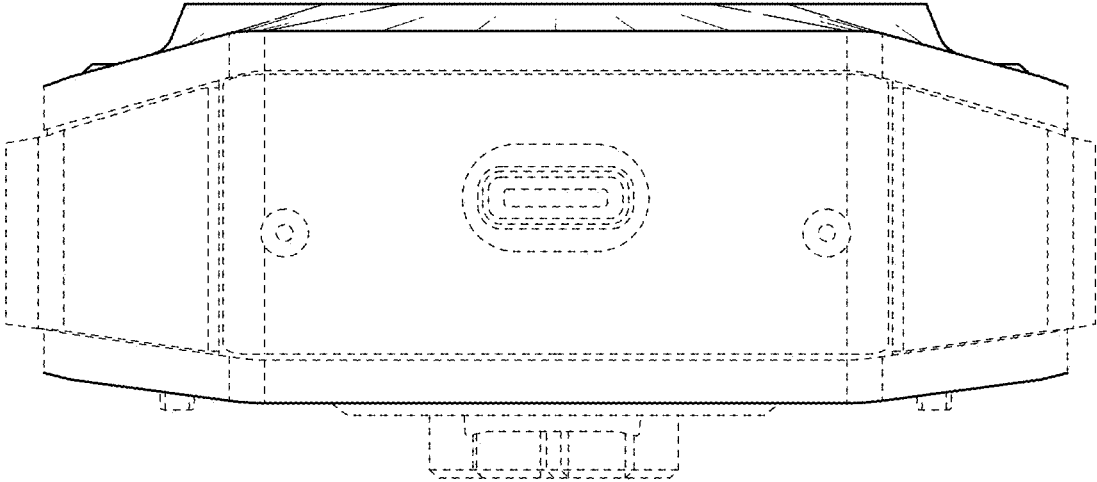


FIG. 8