



US00D800237S

(12) **United States Design Patent**  
**Su**

(10) **Patent No.:** **US D800,237 S**

(45) **Date of Patent:** **\*\* Oct. 17, 2017**

(54) **TOY PADDLE**

(71) Applicant: **TAIWAN JOCA CORP.**, Taipei (TW)

(72) Inventor: **Tsang-Sheng Su**, Taipei (TW)

(73) Assignee: **TAIWAN JOCA CORP.**, Taipei (TW)

(\*\*) Term: **15 Years**

(21) Appl. No.: **29/565,029**

(22) Filed: **May 17, 2016**

(51) **LOC (10) Cl.** ..... **21-02**

(52) **U.S. Cl.**  
USPC ..... **D21/731; D21/758**

(58) **Field of Classification Search**  
USPC ..... D21/729-732, 756-758  
CPC ..... A63B 49/02; A63B 49/10; A63B 49/12;  
A63B 60/00; A63B 60/46; A63B 59/40;  
A63B 59/42; A63B 59/45; A63B 60/08;  
A63B 60/10; A63B 60/12  
See application file for complete search history.

(56) **References Cited**

**U.S. PATENT DOCUMENTS**

1,744,862 A \* 1/1930 Blethen ..... G03F 5/00  
355/133  
D245,443 S \* 8/1977 Sweet ..... 473/551

D359,780 S \* 6/1995 Sokol ..... D21/731  
D422,473 S \* 4/2000 Spierer ..... D8/107  
D443,907 S \* 6/2001 Tarica ..... D21/758  
D484,206 S \* 12/2003 Udwin ..... D21/731  
D484,556 S \* 12/2003 Udwin ..... D21/731

\* cited by examiner

*Primary Examiner* — Mitchell Siegel

(74) *Attorney, Agent, or Firm* — Kirton McConkie; Evan R. Witt


(57) **CLAIM**

The ornamental design for a toy paddle, as shown and described.

**DESCRIPTION**

FIG. 1 is a front perspective view of a toy paddle showing my new design;  
FIG. 2 is a front elevational view thereof;  
FIG. 3 is a rear elevational view thereof;  
FIG. 4 is a left side elevational view thereof;  
FIG. 5 is a right side elevational view thereof;  
FIG. 6 is a top plan view thereof; and,  
FIG. 7 is a bottom plan view thereof.  
The broken lines are for the purpose of illustrating portions of the toy paddle and form no part of the claimed design.

**1 Claim, 6 Drawing Sheets**



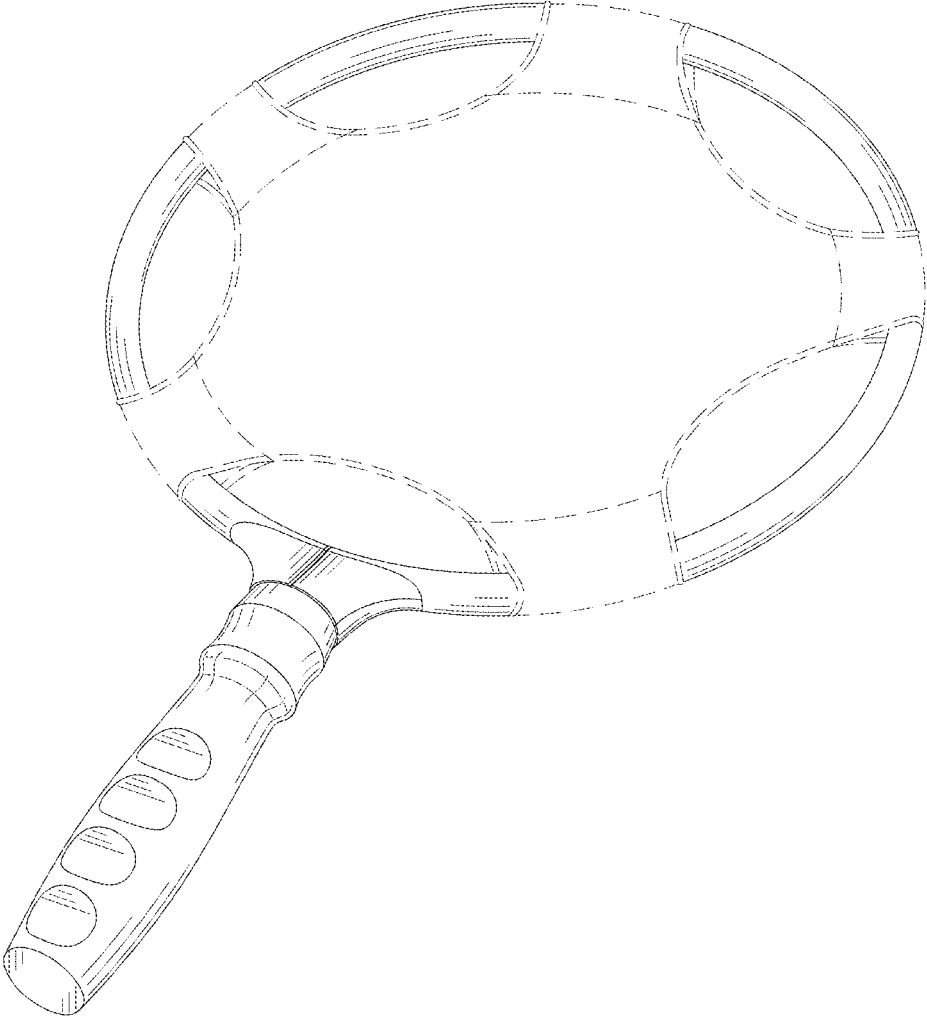


FIG. 1

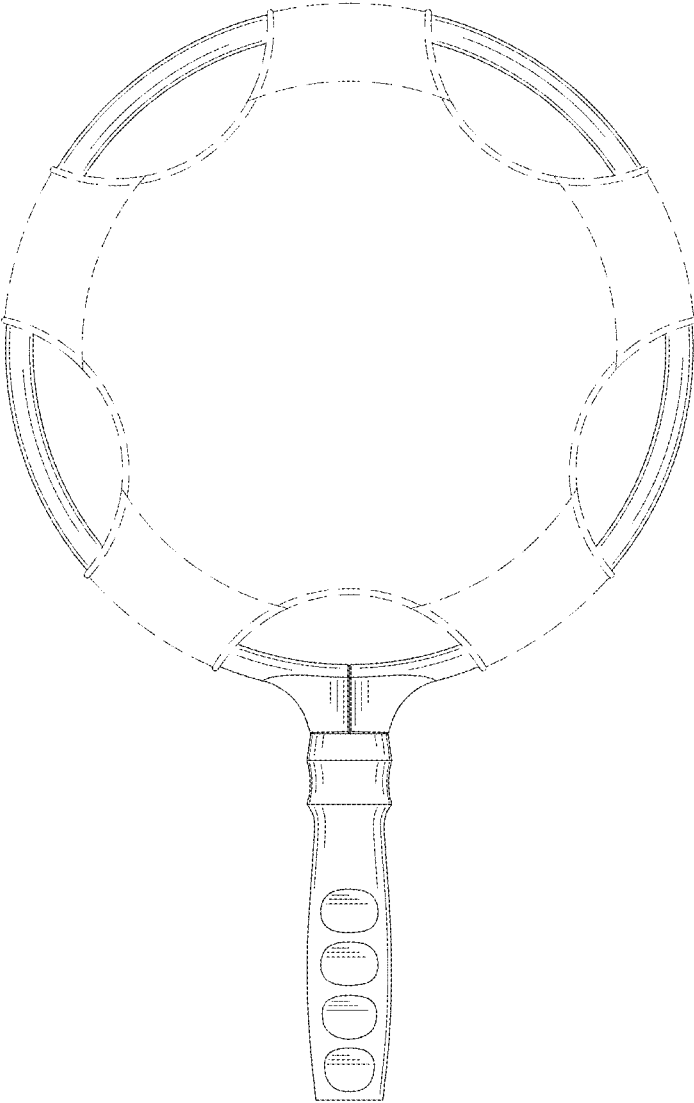


FIG. 2

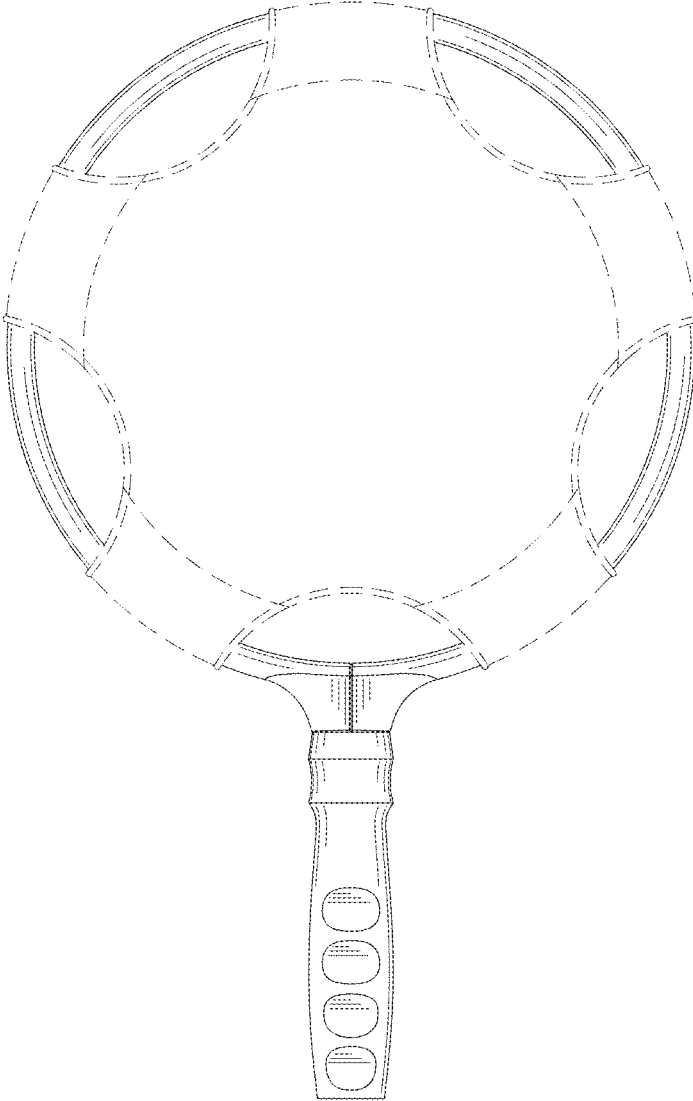


FIG. 3

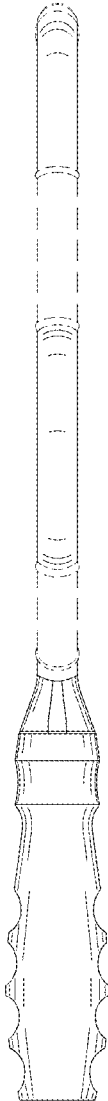


FIG. 4

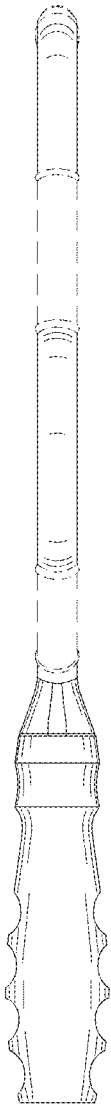


FIG. 5

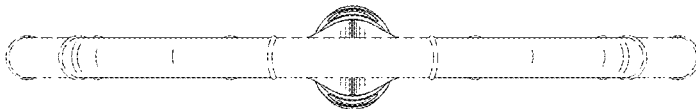


FIG. 6

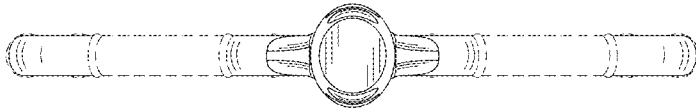


FIG. 7