



US00D389787S

# United States Patent [19]

Zeigle et al.

[11] Patent Number: **Des. 389,787**

[45] Date of Patent: **\*\*Jan. 27, 1998**

[54] **ROAD BICYCLE FRAME WITH UNIFIED REAR TRIANGLE**

[76] Inventors: **Michael L. Zeigle**, 2877 Horseshoe Dr.; **Andre Terzaghi**, 651 Schiller St., Apt. 205; **Weston M. Wilcox**, 2030 Miller Rd., all of Sun Prairie, Wis. 53590

[\*\*] Term: **14 Years**

[21] Appl. No.: **57,634**

[22] Filed: **Jul. 29, 1996**

[51] LOC (6) Cl. .... **12-11**

[52] U.S. Cl. .... **D12/111**

[58] Field of Search ..... D12/111; 280/281.1, 280/288.1, 288.3

[56] **References Cited**

**U.S. PATENT DOCUMENTS**

D. 239,824	5/1976	Marsee	.....	D12/111
D. 313,381	1/1991	Moeller	.....	D12/111
D. 347,603	6/1994	Fritschen	.....	D12/111
D. 369,330	4/1996	Hill et al.	.....	D12/111

D. 371,093	6/1996	Allsop et al.	.....	D12/111
D. 375,282	11/1996	Lee	.....	D12/111
5,415,423	5/1995	Allsop et al.	.....	250/281.11

*Primary Examiner*—Melody M. Brown  
*Attorney, Agent, or Firm*—Snell & Wilmer, L.L.P.

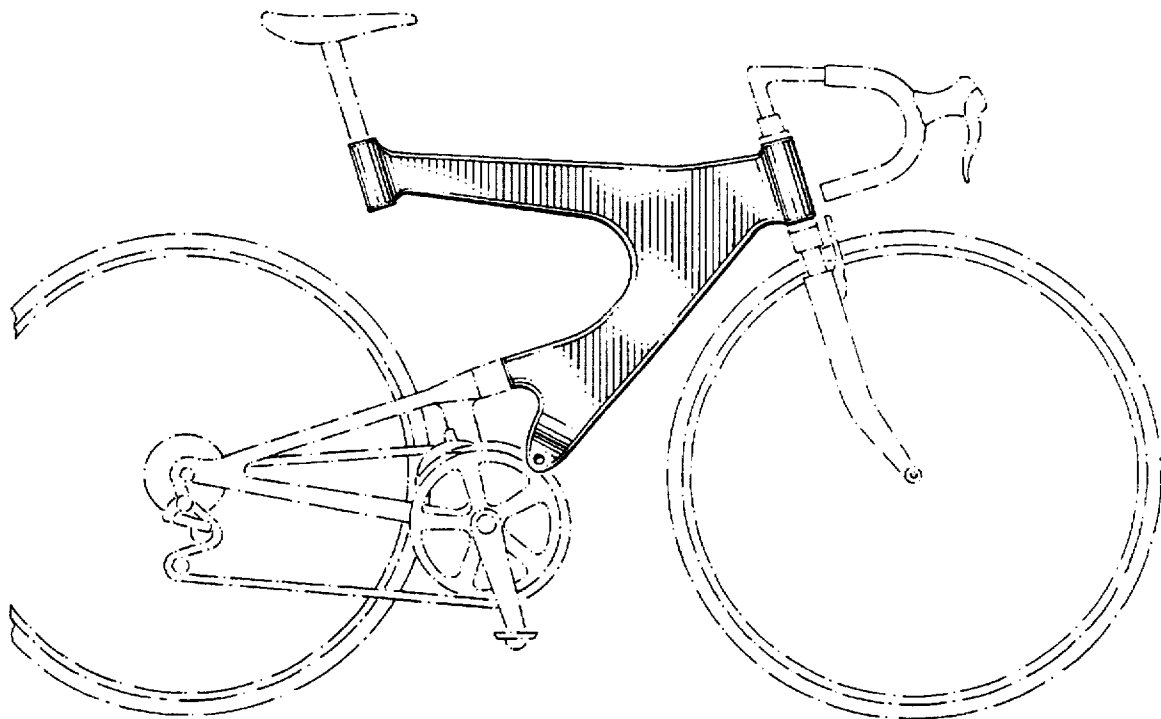
[57] **CLAIM**

The ornamental design for a bicycle frame having a unified rear triangle, as shown and described.

**DESCRIPTION**

FIG. 1 is a perspective view of the bicycle frame with a unified rear triangle showing our new design; FIG. 2 is a right-side elevational view thereof, the bicycle frame shown in broken lines are for illustrative purposes only and forming no part of the claimed design; FIG. 3 is a left-side view thereof; FIG. 4 is a front elevational view thereof; FIG. 5 is a rear elevational view thereof; FIG. 6 is a top plan view thereof; and, FIG. 7 is a bottom plan view thereof.

**1 Claim, 2 Drawing Sheets**



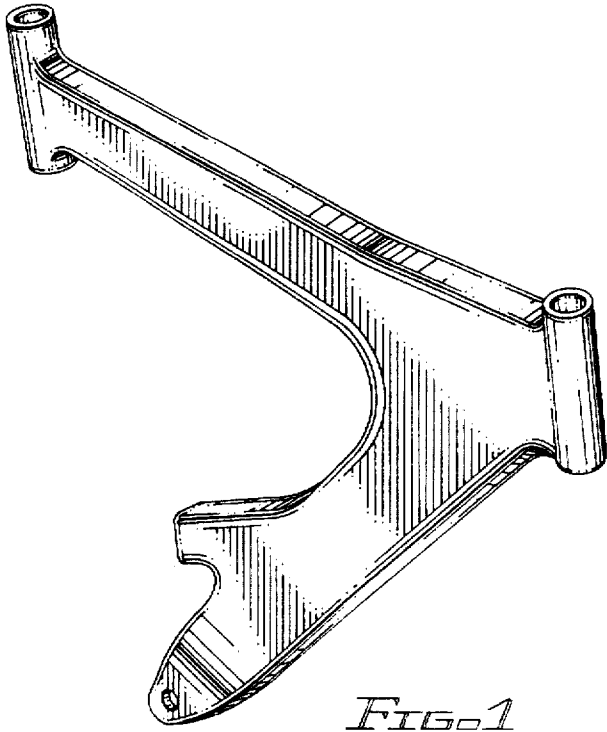


FIG. 1




FIG. 4

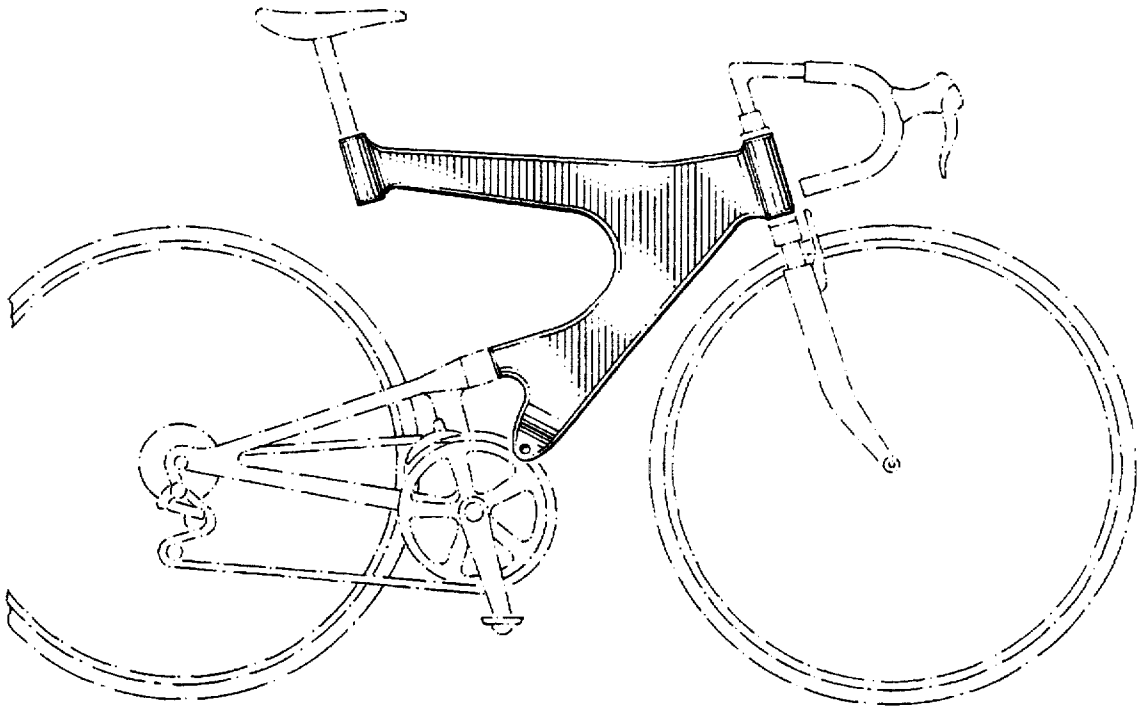


FIG. 2

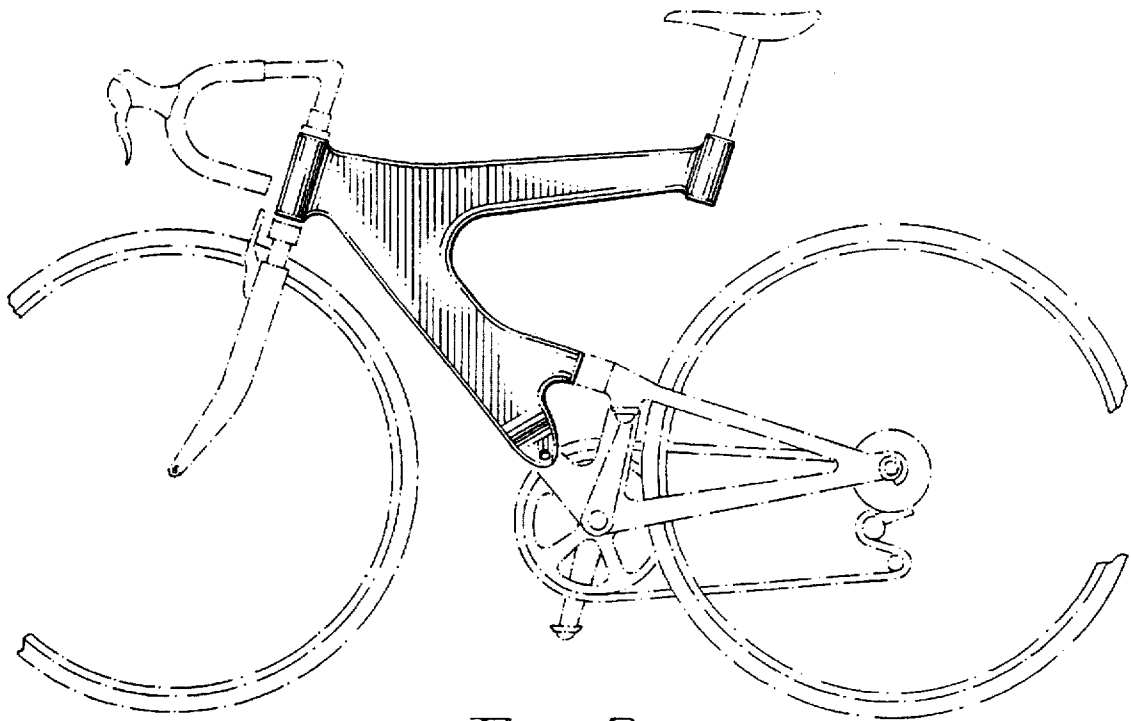


FIG. 3



FIG. 5




FIG. 6




FIG. 7