

(19) World Intellectual Property Organization  
International Bureau



(43) International Publication Date  
2 June 2005 (02.06.2005)

PCT

(10) International Publication Number  
WO 2005/050652 A1

(51) International Patent Classification<sup>7</sup>: G11B 27/10, 27/34, 19/02, G06F 3/033, 9/44

(21) International Application Number: PCT/EP2004/010234

(22) International Filing Date: 13 September 2004 (13.09.2004)

(25) Filing Language: English

(26) Publication Language: English

(30) Priority Data:  
03025926.1 12 November 2003 (12.11.2003) EP  
03026859.3 24 November 2003 (24.11.2003) EP

(71) Applicant (for all designated States except US): THOMSON LICENSING S.A. [DE/DE]; 46 Quai A. Le Gallo, F-92100 Boulogne-Billancourt (DE).

(72) Inventors; and

(75) Inventors/Applicants (for US only): HERPEL, Carsten [DE/DE]; Schwarze-Dorn-Str. 4, 30974 Wennigsen (DE). ADOLPH, Dirk [DE/DE]; Wallbrink 2, 30952 Ronnenberg (DE). HÖRENTRUP, Jobst [DE/DE];

Gabelsbergerstr. 18, 30163 Hannover (DE). OSTERMANN, Ralf [DE/DE]; Niddener Weg 7, 30657 Hannover (DE). PETERS, Hartmut [DE/DE]; Ohweg 34, 30890 Barsinghausen (DE).

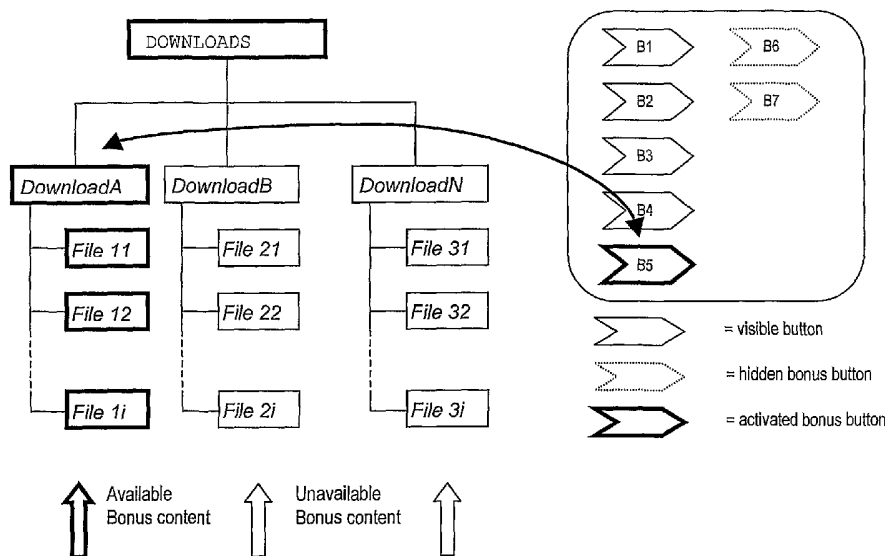
(74) Agent: RITTNER, Karsten; Deutsche Thomson-Brandt GmbH, European Patent Operations, Karl-Wiechert-Allee 74, 30625 Hannover (DE).

(81) Designated States (unless otherwise indicated, for every kind of national protection available): AE, AG, AL, AM, AT, AU, AZ, BA, BB, BG, BR, BW, BY, BZ, CA, CH, CN, CO, CR, CU, CZ, DE, DK, DM, DZ, EC, EE, EG, ES, FI, GB, GD, GE, GH, GM, HR, HU, ID, IL, IN, IS, JP, KE, KG, KP, KR, KZ, LC, LK, LR, LS, LT, LU, LV, MA, MD, MG, MK, MN, MW, MX, MZ, NA, NI, NO, NZ, OM, PG, PH, PL, PT, RO, RU, SC, SD, SE, SG, SK, SL, SY, TJ, TM, TN, TR, TT, TZ, UA, UG, US, UZ, VC, VN, YU, ZA, ZM, ZW.

(84) Designated States (unless otherwise indicated, for every kind of regional protection available): ARIPO (BW, GH, GM, KE, LS, MW, MZ, NA, SD, SL, SZ, TZ, UG, ZM, ZW), Eurasian (AM, AZ, BY, KG, KZ, MD, RU, TJ, TM),

[Continued on next page]

(54) Title: METHOD AND DEVICE FOR COMPOSING A MENU



(57) Abstract: Multimedia content of exchangeable storage media, such as optical discs, may be extended by bonus content that is downloaded via Internet connection and stored on a local storage device. An improved method for integration of different menu items relating to on-disc content and downloaded content provides flexibility and a simple, low cost solution. The method for integration of downloaded content into a menu comprises defining one or more placeholders within a menu, determining a storage location or naming convention for bonus content, declaring for each placeholder an attribute providing a unique association to a specific type of bonus content, providing a button image, detecting presence of bonus content data, replacing the associated placeholder by the associated button image and enabling an associated action to be taken when said button is selected.

WO 2005/050652 A1



European (AT, BE, BG, CH, CY, CZ, DE, DK, EE, ES, FI, FR, GB, GR, HU, IE, IT, LU, MC, NL, PL, PT, RO, SE, SI, SK, TR), OAPI (BF, BJ, CF, CG, CI, CM, GA, GN, GQ, GW, ML, MR, NE, SN, TD, TG).

*For two-letter codes and other abbreviations, refer to the "Guidance Notes on Codes and Abbreviations" appearing at the beginning of each regular issue of the PCT Gazette.*

**Published:**

— *with international search report*

**Method and device for composing a menu**Field of the invention

5 This invention relates to a method and device for composing an electronic audio-visual menu.

Background

10

Devices for playback of multimedia content retrieved from a pre-recorded exchangeable storage medium, which is today usually an optical disc, may provide the ability to store additional content pertaining to a specific exchangeable storage medium. An example is a DVD player with integrated hard disc drive (HDD). Additional content can be downloaded from the Internet or retrieved from another exchangeable storage medium in order to upgrade the content, even after a customer has acquired a pre-recorded disc. Examples for such additional content are bonus tracks, subtitles in specific languages, advertisement trailer updates or games related to a movie. Such functionality usually requires a relatively expensive fully programmable device platform, e.g. a set of Java<sup>TM</sup> programs such as Java 2 MicroEdition (J2ME).

A playback system that contains such a completely programmable environment can detect additional content items and visualize them in the user interface by Java<sup>TM</sup> programs that can both be pre-authored at disc creation time or downloaded together with the bonus content items.

30

Today's multimedia storage systems allow mainly for audio, video, still images, graphical and control information as part of the multimedia content. Typically, a storage medium also contains a menu that is presented to the user on  
5 screen and that consists of a graphical layout comprising still images, audio and possibly video information. Such menus feature buttons or "hot spots" that can be navigated to and selected by the user through a remote control. The action to be taken when a menu button is pressed may be  
10 part of said control information. In current DVD player devices the mentioned functionality is realized by device firmware and the control information cannot be adapted to additional content either by the content author or the user of the device.

15

The existence and nature of the additional content that is added to the overall presentation is usually not known at the time when a pre-recorded storage medium is authored. Later, additional content items may be available for  
20 playback and must be navigated to by the user with a menu. For presenting these additional content items in a menu to the user anyway, known solutions are based on downloading both additional content and a complete menu, including the additional content items.

25

Further, menus for PC software often use visible but inactive, so-called "greyed-out" buttons that become active as soon as the associated content item is available. In this case the appearance and location of the respective  
30 button is predefined.

Summary of the Invention

When an exchangeable pre-recorded storage medium for audio-visual content is authored, its menu would not initially  
5 contain buttons that are actually trying to trigger the playback of bonus content, since the bonus content would not itself be part of the disc content. It may not even be known at disc creation time what kind of bonus content might become available later. However, a simple and  
10 therefore cheap method for updating the described type of menus is desirable.

The problem to be solved by the invention is to provide a simplified method for adapting a menu that relates to an  
15 exchangeable storage medium, when the multimedia content of the storage medium is expanded by related multimedia content from other sources.

Such method is disclosed in claim 1. A storage medium that  
20 contains menu data according to the invention is disclosed in claim 9. A corresponding playback device that utilizes the method is disclosed in claim 10.

According to the invention, the method for automatically  
25 composing an electronic audio-visual menu for selection of audio-visual data, wherein a first portion of audio-visual data and a first portion of menu data is retrieved from an exchangeable storage medium, and wherein a related second portion of audio-visual data and a second portion of menu  
30 data may be obtained from a second data source, comprises that the menu that is generated from the first portion of menu data contains one or more visible, selectable buttons and at least one invisible placeholder that cannot be

selected, and the first menu data contains one or more attributes associated with the placeholder. Further, the method comprises automatically detecting if said second portion of menu data is available, extracting an attribute  
5 that is associated with the second portion of menu data, and comparing it with an attribute associated with the placeholder. Finally, based on said comparison the placeholder is replaced with a visible and selectable button defined by the second portion of menu data if the  
10 attributes match.

The menu buttons are usable for presenting content selection choices to the user. A specific location or naming convention for later-to-be-added bonus content items  
15 may be predetermined when the medium is authored, so that a unique association can be made between a specific bonus content item and one of the placeholders, wherein such association is declared as an attribute of a placeholder. This enables an easy integration of downloaded bonus  
20 content into the menu.

For providing a button image that represents the downloaded bonus content in a graphical way and that can be downloaded together with said bonus content, the inventive method  
25 comprises identifying automatically the presence or absence of any related bonus content and - in case of its presence - determining which placeholder is appropriate, replacing the appropriate placeholder with a button represented by the associated button image, and enabling an associated  
30 action to be taken when said button is selected and pressed by the user.

The action that is associated with such a button may be described already together with the placeholder, e.g. the placeholder description contains the command "play PlayList BonusA", wherein "BonusA" is a playlist not initially  
5 present on the medium. The action may also be described as part of the downloaded bonus content item and associated to the menu button together with the downloaded button image.

Thus, from a user perspective the full required  
10 functionality is provided, namely the ability to present downloadable content in a menu, additionally to the pre-recorded multimedia content of an exchangeable medium, e.g. DVD. This functionality comprises performing the actual download of content and menu related data, managing  
15 downloaded content and making the existence of downloaded content visible to the user of said exchangeable medium.

A playback device that incorporates the inventive method is a device for generating audio-visual representation data  
20 and a related audio-visual menu containing buttons for selecting portions of the audio-visual representation, and comprises means for retrieving a first portion of audio-visual data and a first portion of menu data from an exchangeable storage medium, means for retrieving a second  
25 portion of audio-visual data and a second portion of menu data from a second data source, means for detecting if the first portion of menu data contains data for a placeholder or a first attribute specifying a placeholder, means for detecting if the second portion of menu data contains data  
30 for replacing a placeholder, means for extracting from the second portion of menu data a second attribute specifying which placeholder to replace, means for comparing the first and the second attribute specifying the placeholder to

replace, and means for generating data for the function and for a visible representation of a menu button based on said comparison.

5 Advantageously, the inventive method does not require a fully programmable device platform, such as a PC, to be available. More specifically, the proposed very simple and cheap platform is sufficient, being pre-programmed by the device manufacturer rather than being programmable by the  
10 content author.

Further, the inventive method consumes less download bandwidth than known methods for menu update do, e.g. as compared to a mechanism for replacing the complete menu  
15 with a new menu, possibly consisting of large still images.

Another advantage of the inventive method is that there is no confusion which menu to select if multiple optional downloads exist for a given disc and only some of them are  
20 actually downloaded to a player. Even with multiple additional bonus content items a complete, correct menu can be generated, while for multiple downloaded menus the question is which of the downloaded menus should be used instead of the original menu.

25

A further advantage of the invention is that a menu with pre-authored button placement is easier to handle for content authors because of its universal approach, and therefore reduced flexibility due to stronger constraints  
30 for the download, management and presentation processes. This leads e.g. to an easier production of the menu data on the medium. Moreover, the content provider or author has the possibility to design the overall appearance of the



menu in a consistent manner already at the time when the disc is authored. Thus, the menu looks complete although the graphical representation of the button, the "button image", is not known before the actual bonus content is  
5 being created. This provides new artistic possibilities and freedom to the author, e.g. consistent design of menus, positioning of buttons before they exist, and adapting the bonus content button image design to the actual bonus content item at any time.

10

Advantageous embodiments of the invention are disclosed in the dependent claims, the following description and the figures.

15

Brief description of the drawings

Exemplary embodiments of the invention are described with reference to the accompanying drawings, which show in

20

Fig.1 an exemplary file system structure of a pre-recorded optical disc;

Fig.2 a file system structure including a separate branch  
25 for downloaded bonus content;

Fig.3 the structure of subfolders for additional content and associated menu buttons;

30 Fig.4 selection and activation of a bonus button associated with a first download subfolder containing bonus content;

Fig.5 selection and activation of a bonus button associated with another download subfolder containing bonus content;

Fig.6 selection and activation of two bonus buttons  
5 associated with two different download folders, both of which containing bonus content;

Fig.7 replacement of an original menu button with an activated bonus button;

10

Fig.8 two buttons relating to bonus content being activated pre-authored hidden bonus buttons, and an original menu button being disabled and invisible.

15

Detailed description of the invention

Exchangeable mass storage media for distribution of movies or other AV contents may use a directory structure as shown  
20 exemplarily for Blu-ray discs (BD) in Fig.1. In a common root directory **1** is a branch, or folder, for BD audio-visual data **BDAV**, which in turn has subfolders for  
playlists **2**, clip related information CLIPINF **3** and for the actual AV streams STREAM **4**. Each subfolder contains one or  
25 more files. For this type, and other types, of advanced exchangeable storage systems the content not only consists of the multimedia entertainment material on the medium, but it may also be possible to download additional, so-called  
bonus content from the Internet or another exchangeable  
30 storage medium and store it on a local storage device, e.g. hard disk drive (HDD), or alternatively download bonus content at presentation time.

Fig.2 shows the directory structure of an according to the invention enhanced type of pre-recorded BD, with an additional branch **DOWNLOADS 5** for additional or bonus data relating to the contents of the disc. At disc creation  
5 time, only the names of the folder **DOWNLOADS 5** and its subfolders are determined. The folders may be empty or contain empty files with predefined names. The file system branch for downloaded data **DOWNLOADS 5** and its subfolders **DownloadA, DownloadB, DownloadN** can either be on-disc, if  
10 the disc contains a recordable portion, or otherwise on a separate storage device, e.g. HDD within the player. In the latter case the **DOWNLOAD** branch for a specific disc is logically connected to the disc file system as soon as that disc is inserted and ready for playback. For simplicity,  
15 the figures show a merged view of original file system structure on the pre-recorded disc plus the download branch.

Advantageously, the invention provides a low cost solution  
20 compared with a fully programmable solution such as a Java™ Virtual Machine. According to the invention, only very low-level code needs to be executed to convert an invisible button to a visible button under the condition that some bonus content becomes available, e.g. downloaded  
25 from the Internet. Such code does not require a high-level programming language such as e.g. Java™ or a fully programmable environment such as a PC, but can be a simple state machine based on firmware code. The function needed to determine the state of, for example, "DownloadA present"  
30 may be realized as a directory read request, counting the number of files within said directory, with any number greater than e.g. 1 indicating that this specific download is indeed present. Such a directory read request is usually

part of a player firmware anyway. When the download data are present, an appropriate placeholder is selected, replaced by a button and the button is activated, as described above.

5

Another advantage of the invention is that the menu can be designed so that for the users perception there is no difference between menu items of on-disc and downloaded content. Additional menu items for additional content that is available for playback can be seamlessly integrated into the pre-recorded menu.

Fig.3-6 show an embodiment of the invention, and how it may be presented on a screen.

15 As long as no bonus content is available, only the pre-authored original buttons **B1**, ..., **B4** are visible on a TV screen with online menu. This is depicted in Fig.3. For buttons relating to unavailable bonus contents, however, there are already locations **B5**, ..., **B7** defined, but the actual  
20 bonus buttons are hidden. Though the bonus buttons are shown in Fig.3-8 for clarity, their shapes or positions are not visible on a screen. There are also fixed associations defined, by associating a first folder **DownloadA** for bonus content with a first button **B5**, a second folder **DownloadB**  
25 for bonus content with a second button **B6**, and a third folder **DownloadN** with a third button **B7**.

Fig.4 shows the situation when a first bonus content was downloaded from the Internet or otherwise made available.

30 As an example, it may be background information related to a movie on a disc. The bonus content comprises menu data including an attribute, e.g. "FolderName", which has the value "DownloadA". Therefore all files relating to the

bonus content are stored in the folder named "DownloadA", which in turn is associated to the first button placeholder **B5**. Therefore this button becomes activated and visible. Its position, its appearance or both may be pre-defined, e.g. if the general type of bonus content is known at disc creation time, or may be defined by data contained in the downloaded data. Other types of unique reference between the bonus data set, a folder and a particular button placeholder are possible as well, e.g. the bonus data set may contain an attribute that directly points to a button placeholder, or a label that matches the label of a folder, or the folders have a priority and are used in the order of their priority.

Fig.5 shows a situation where another type of bonus content data was downloaded, e.g. a trailer for a new movie. In this case, the attribute "FolderName", which is included in the bonus content, has the value "DownloadB". Therefore all files **File21, ..., File2i** relating to the bonus content are stored in the folder named "DownloadB", which is associated to the second button placeholder **B6**. Therefore this button is activated and visible, with its position and appearance being defined as described before.

A combination of the two cases is shown in Fig.6. Both types of content are available simultaneously and stored in the respective folders **DownloadA, DownloadB**. Accordingly, both bonus buttons **B5, B6** are visible, activated and selectable.

30

Fig.7 shows an embodiment of the invention where the position of a bonus button **B6** is defined to be identical to the position of a pre-existing button, so that the bonus

button **B6** is visible and activated while the pre-existing button is deleted. E.g. the data defining the bonus button may contain a position attribute that overwrites the buttons default position, or an attribute defining which other pre-existing button to overwrite. This can be used when pre-recorded content becomes obsolete, e.g. a downloaded advertisement trailer for a new movie replaces a pre-recorded advertisement trailer for a movie. Downloaded bonus content however may be replaced by other bonus content if it is stored on a rewritable medium and this feature is permitted. When downloaded content is deleted, the respective menu button disappears and the placeholder is used again.

Further, the existence of bonus content may also modify the menu such that one or more pre-existing buttons are deleted, e.g. buttons that are obsolete. This is depicted in Fig.8, where e.g. the coexistence of bonus content data in **DownloadA** and **DownloadB** leads to visible display and activation of two buttons **B5** and **B6** as described above, while deactivating and hiding one of the pre-existing buttons **B3**.

An advantage of the invention is that the author of such menu can anticipate at disc creation time the future existence of one or more bonus content items, and can adjust the graphical layout of the menu with respect to its artistic appearance in such a way that the menu is artistically acceptable both without and with the associated one or more buttons indicating the presence of additional bonus content items.

One aspect of this invention is that for specific button placeholders within a menu layout a fixed association is declared with certain files with pre-determined names or certain folder of the disc file system with pre-determined folder names. For example, the fixed association between a particular folder **DownloadA** and a particular button placeholder **B5**, as described above, could be realized by first agreeing when designing the overall system that always subfolders of "root/BDAV/DOWNLOADS/" shall contain the downloaded bonus content items, and then making the string describing the subfolder, e.g. "DownloadA", part of the placeholder data for a button. Alternatively, subfolders might be simply enumerated rather than named by strings. The desired numeral 1, 2, 3 ... may then be part of the placeholder.

In one embodiment of the invention, a button placeholder consists of button location information, information to which download subfolder this placeholder is associated and information which action is to be taken when the button is pressed after it was activated. For an easy implementation, the file names of the button images to be positioned at the location of the respective placeholders can be decided at design time of the system, for example it may be agreed that they must always be named "ButtonImage.jpg" and positioned within the associated download folder, i.e. the files are "/root/BDAV/Downloads/DownloadA/ButtonImage.jpg" and "/root/BDAV/Downloads/DownloadB/ButtonImage.jpg" for DownloadA and DownloadB respectively. As an example, the conditions under which the invisible placeholders of buttons become visible by changing them to the downloaded button image are listed in the state table Tab.1. Each of two buttons B5 and B6 is only visible when download data

with a corresponding label DownloadA or DownloadB are available. The process of actually reading the images and placing them in the menu can be executed by the player firmware.

5

DownloadA present	DownloadB present	B5	B6
no	No	invisible	invisible
yes	No	visible	invisible
No	Yes	invisible	visible
Yes	yes	visible	visible

Tab.1 : Exemplary conditions for usage of bonus buttons

Furthermore, buttons in a menu need a definition of what happens when the "UP", "DOWN", "LEFT", or "RIGHT" keys on the remote control are pressed. This is called chaining. If at a certain location a placeholder rather than a button is present, the navigation behaviour should reflect this. This can be described with reference to Fig.3. If a button B5 is only present as a placeholder, and thus is invisible and inactive, and when currently the last regular button B4 is highlighted and therefore selected, then the next selected button after pressing the "DOWN" key may not be the invisible, inactive button B5. Depending on the design of the user interface, instead it should be either the same button B4 again or, as much more common in user interfaces, the first button B1. When a bonus content item is downloaded into the folder labelled "DownloadA", as shown in Fig.4, the - now active - button B5 would be selected when the button B4 is highlighted and the "DOWN" key is pressed on a remote control. The necessary changes in the chaining of buttons for navigation depending on whether "DownladA" or "DownloadB" or both are present are exemplarily described in Tab.2. E.g., if data in DownloadB



are present, the third data line of Tab.2 is relevant. If the B4 button is currently selected and the "Down" button is pressed on the remote control, the fourth column is relevant, so that the next selected button is B6.

5

Download A present	Download B present	B4 and „Up”	B4 and „Down”	B5 and „Up”	B5 and „Down”	B6 and „Up”	B6 and „Down”	B1 and „Up”	B1 and „Down”
0	0	B3	B1	-	-	-	-	B4	B2
1	0	B3	B5	B4	B1	-	-	B5	B2
0	1	B3	B6	-	-	B4	B1	B6	B2
1	1	B3	B5	B4	B6	B5	B1	B6	B2

Tab.2 : Chaining of buttons for "Up" and "Down" commands

The changes necessary for chaining buttons when pressing "LEFT" or "RIGHT" on the remote control may be done in a similar manner and are omitted here for brevity.

It is an advantage of the invention that it is very simple to implement. Each button placeholder defines the location of a single, later to be activated button and describes under which conditions it can be activated. In order to increase flexibility, again without necessity for high level programming, it is advantageous to send as part of the download information not only the button image of the new button to be activated, but also additional configuration information for determining whether other, pre-existing buttons are to be hidden and disabled, and how the location of the new button on the menu shall be. Hence, downloading a bonus content item may allow modification of the layout of buttons for the menu without actually reloading all of the graphical components of said menu.

In one embodiment of the invention, the inventive method for composing a menu that presents content selection choices to a user comprises the following steps: one or

more placeholders for a button are defined within the menu data stored on an exchangeable storage medium, and a pre-defined location or naming convention for later-to-be-downloaded bonus content items is determined so that a  
5 unique association can be made between a specific bonus content item and one of the placeholders, wherein the association is declared as attribute of said placeholder, and a button image representing in a graphical way the bonus content item and being downloaded together with said  
10 bonus content item is provided. Furthermore, configuration information is provided for the placement of the respective button replacing said placeholder, as well as for the navigation chaining of said button to other pre-existing or bonus buttons, with this configuration information being  
15 downloaded together with said bonus content item. During playback of the contents retrieved from the storage medium, the presence or absence of any of said bonus content items on another data source, e.g. HDD, is identified and - in case of its presence - the associated placeholder is  
20 replaced with the associated button image, potentially including a repositioning of said button according to said configuration information. Applying of said downloaded button configuration may lead to the insertion of additional button objects downloaded as part of said bonus  
25 content item, and/or to omission of button objects previously available in the menu. The inventive method enables an associated action to be taken when said button is selected by the user, with said action being described either already together with the placeholder, e.g. "play  
30 Playlist BonusA", with "BonusA" being a playlist not present on disc initially, or being described as part of the downloaded bonus content item and bound to the menu together with the downloaded button image.

While the proposed invention does not offer the flexibility of a fully programmable approach, where such menu design choices can be made only when a specific bonus content item is created, it allows from the user perspective a similar feature, namely seamless presentation of downloaded content choices together with on-disc content choices, while being much less costly to implement and still leaving the artistic design choices with the disc creator.

10

A storage medium according to the invention contains menu data for presenting content selection choices to the user, and within the menu data one or more pre-defined placeholders for one or more buttons. Further, there is a pre-defined location or naming convention defined for later-to-be-downloaded bonus content items, so that a unique association can be made between a specific bonus content item and one of the placeholders. This association is declared as attribute of said placeholder. Button image data representing in a graphical way the bonus content item may be downloaded together with the actual bonus content.

In one embodiment of the invention a playback device may determine that any of said bonus content items is present, and thereupon replace the placeholder for a button with the associated button image and enable an associated action to be taken when said button is selected by the user. Said action may be described either already together with the placeholder, or it may be described as part of the downloaded bonus content item and associated to the menu together with the downloaded button image.

30

The size of a button, or the distance between buttons may vary, depending on the total numbers of visible buttons.

The invention can be applied for menus on all types of  
5 storage media. It is particularly advantageous for pre-  
recorded exchangeable media, such as Blu-ray discs or DVDs,  
and playback devices with access to additional storage  
capabilities, such as a HDD or Internet connection.

Claims

1. A method for automatically composing an electronic audio-visual menu for selection of playback of audio-visual data, wherein a first portion of audio-visual data and a first portion of menu data is retrieved from a first storage medium being an exchangeable pre-recorded medium, and wherein a second portion of audio-visual data and a second portion of menu data are obtained from a second data source different from said first storage medium, wherein said second portion of menu data has at least one attribute associated, the method comprising the steps of
- generating an initial menu from the first portion of menu data, the initial menu containing one or more visible, selectable buttons and at least one invisible placeholder that cannot be selected, wherein the placeholder has at least one attribute associated;
  - extracting said attribute associated with the second portion of menu data;
  - comparing said extracted attribute with said attribute associated with the placeholder; and
  - based on said comparison, if both attributes match, replacing the placeholder with a visible and selectable button defined by the second portion of menu data.
2. Method according to claim 1, further comprising the step of automatically detecting the availability of said second portion of menu data or of said second

portion of audio-visual data.

3. A device for automatically composing an audio-visual menu for selection of playback of audio-visual data, the menu containing buttons for selecting portions of the audio-visual data, wherein a first portion of audio-visual data and a first portion of menu data are retrieved from an exchangeable pre-recorded storage medium, and wherein a second portion of audio-visual data and a second portion of menu data are obtained from a second data source and the second portion of menu data has at least one first attribute associated, the device comprising
- means for generating an initial menu from the first portion of menu data, the initial menu containing one or more visible, selectable buttons and at least one invisible placeholder that cannot be selected, wherein the placeholder has at least one second attribute associated;
  - means for extracting said first attribute associated with the second portion of menu data;
  - means for comparing said extracted first attribute with the second attribute associated with the placeholder, and for indicating that both attributes match; and
  - means for replacing upon said indication the placeholder in said initial menu with a visible and selectable menu button.
4. Method or device according to any of the preceding claims, wherein the second data source is a local storage medium, and the data that defines the visible and selectable menu button replacing the

placeholder contains a unique reference to the stored second portion of audio-visual data.

- 5           5. Method or device according to any of the preceding claims, wherein the data that defines the visible and selectable button replacing the placeholder further contains button location information or a specification of conditions for button activation.
- 10           6. Method or device according to any of the preceding claims, wherein the data that defines the visible and selectable button replacing the placeholder further contains picture data defining the appearance of the button.
- 15           7. Method or device according to any of the preceding claims, wherein the exchangeable storage medium is rewritable, and said second portion of audio-visual data and said second portion of menu data are also
- 20           stored on said medium.
8. Method or device according to any of the preceding claims, wherein upon replacement of one or more placeholders by one or more visible and selectable
- 25           buttons another, previously visible and selectable button defined in the first portion of menu data is disabled and switched invisible.
9. Method or device according to any of the preceding
- 30           claims, wherein said second portion of menu data contains navigation chaining information.

10. An electronic exchangeable storage medium containing audio-visual presentation data and related menu data, the storage medium containing within the menu data
- 5       - a data portion specifying a placeholder, the data portion indicating that the placeholder may not be used to generate a visible menu item; and
- an attribute associated with the placeholder and specifying a location on another storage medium
- 10       where to retrieve the data by which the placeholder may be replaced for generating a visible menu button.



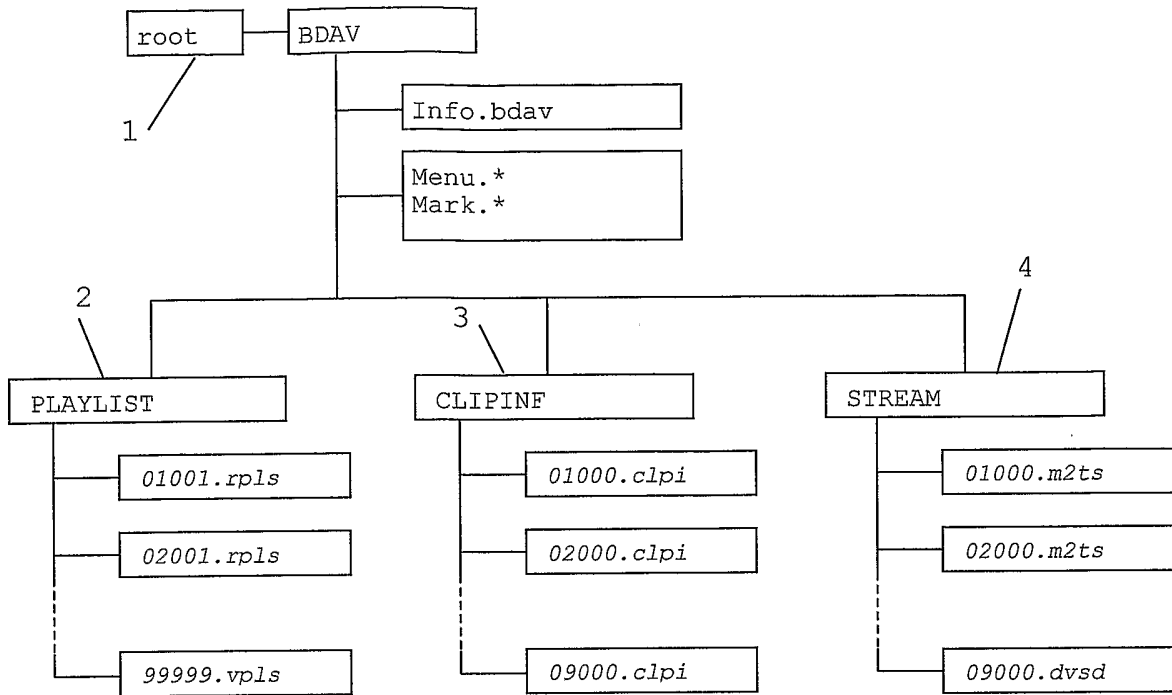


Fig. 1

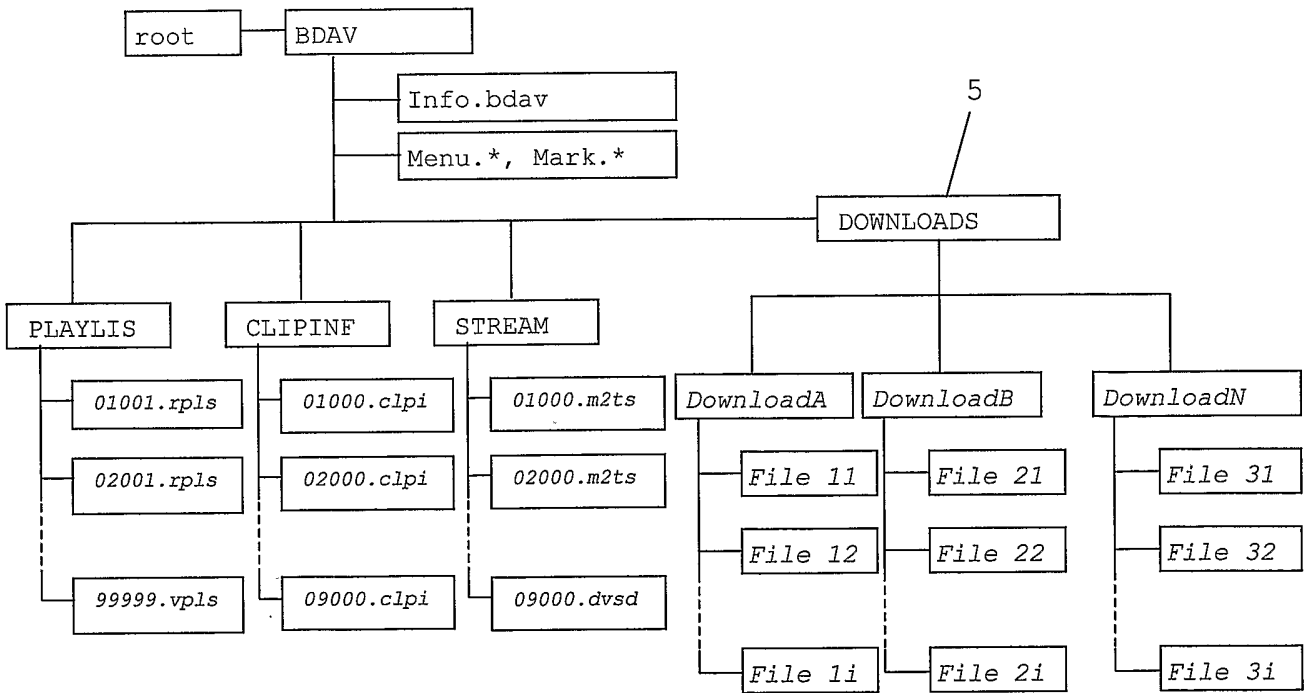


Fig. 2

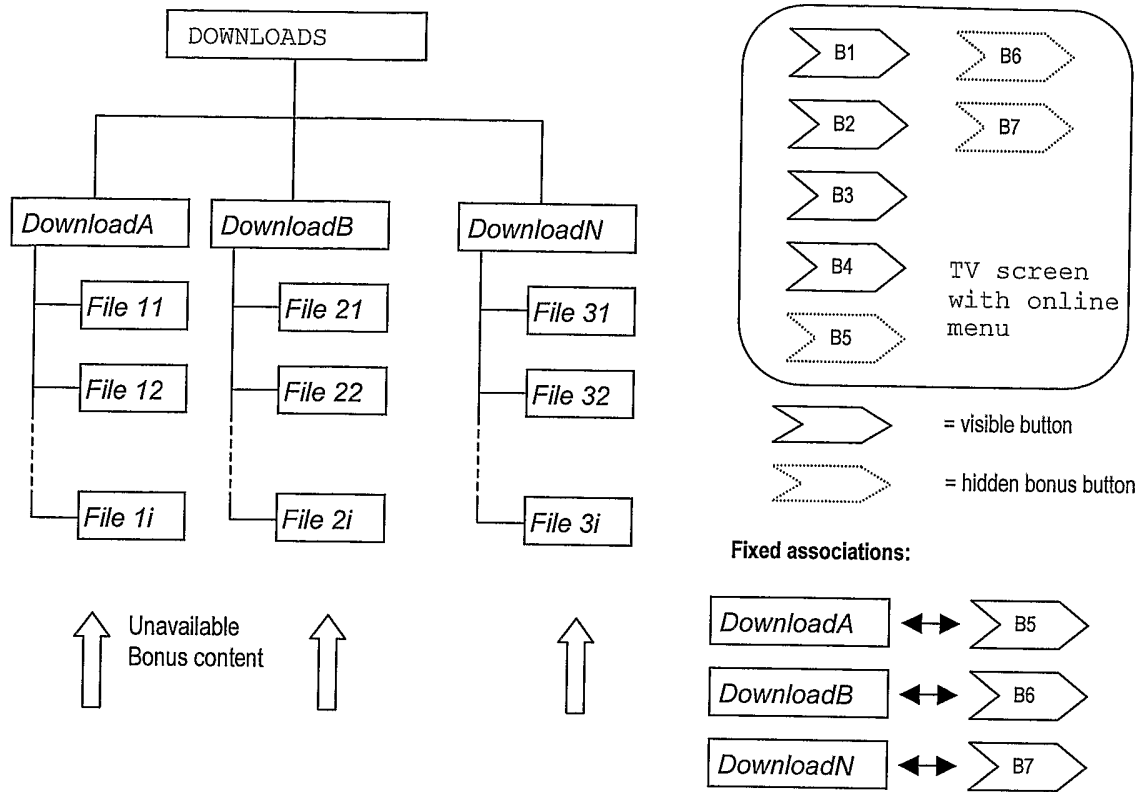


Fig. 3

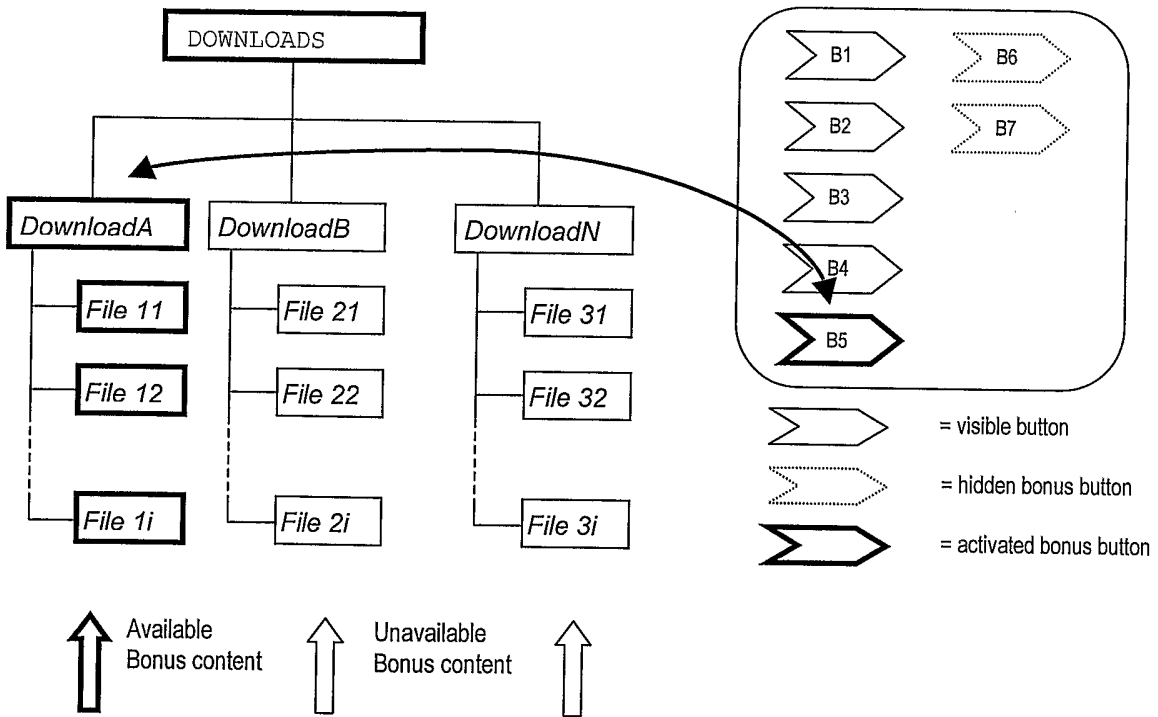


Fig. 4

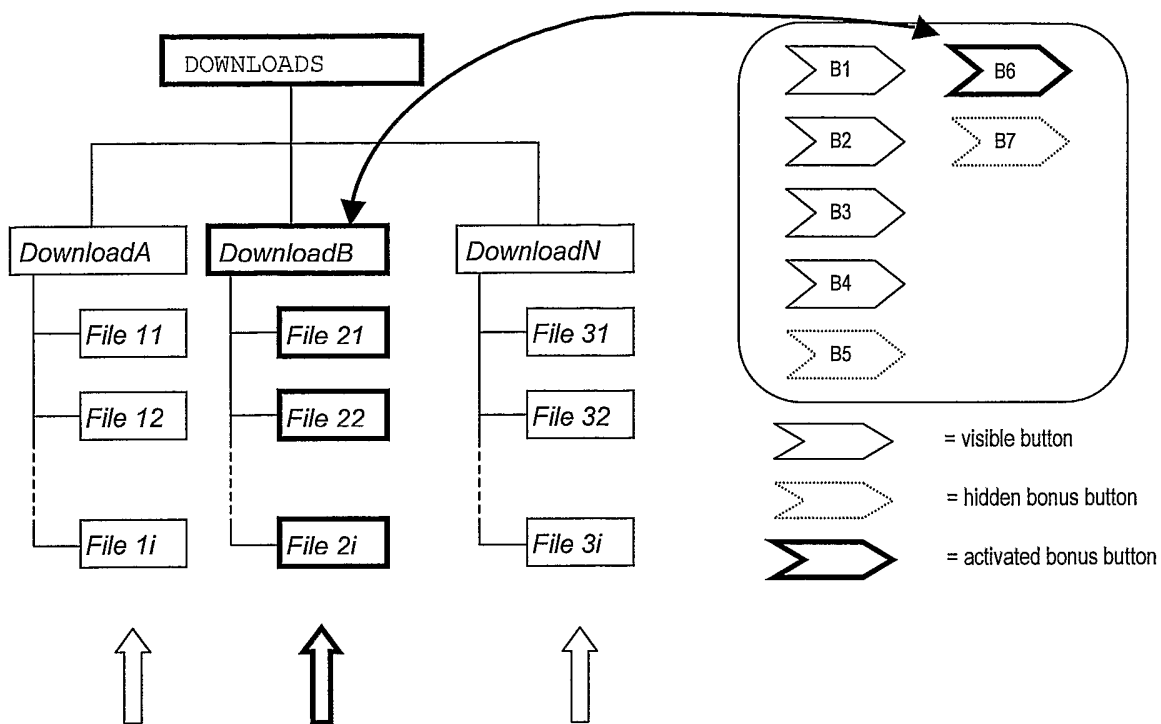


Fig. 5

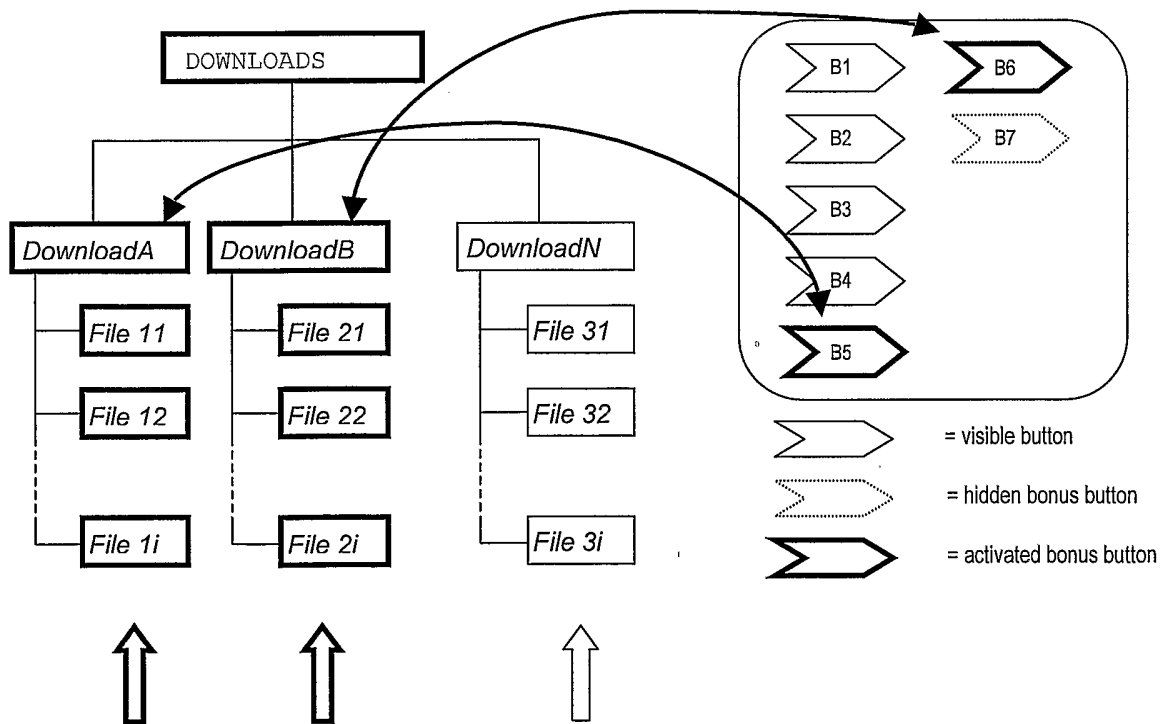


Fig. 6

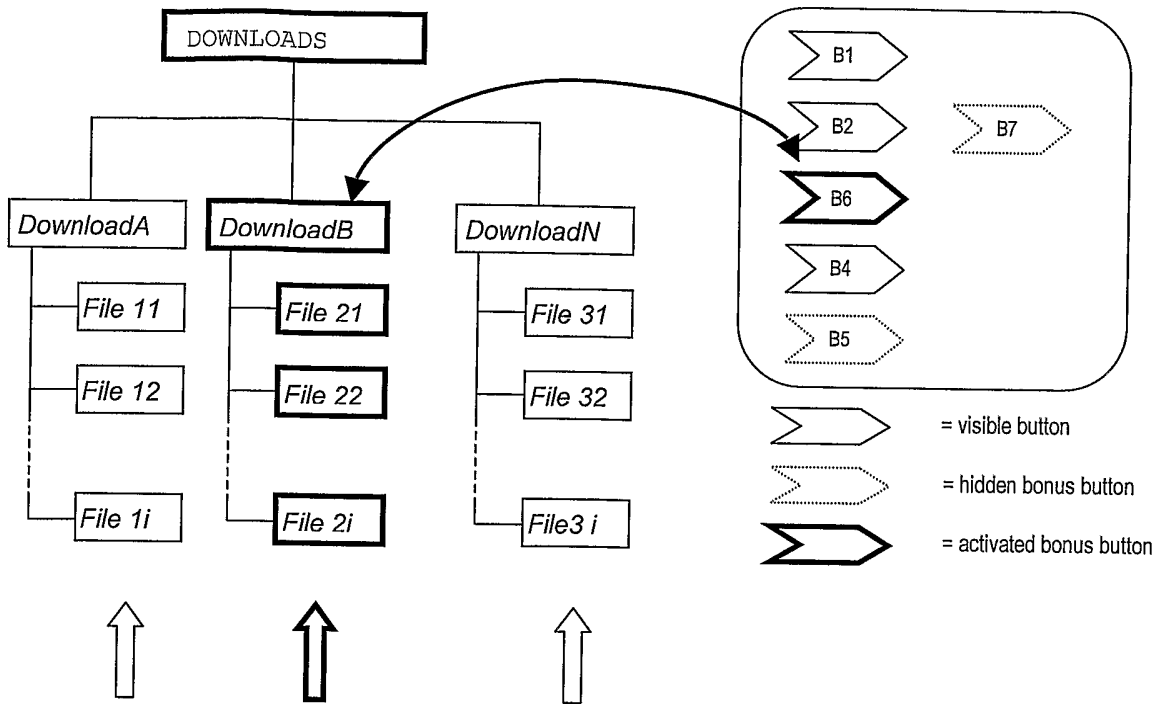


Fig. 7

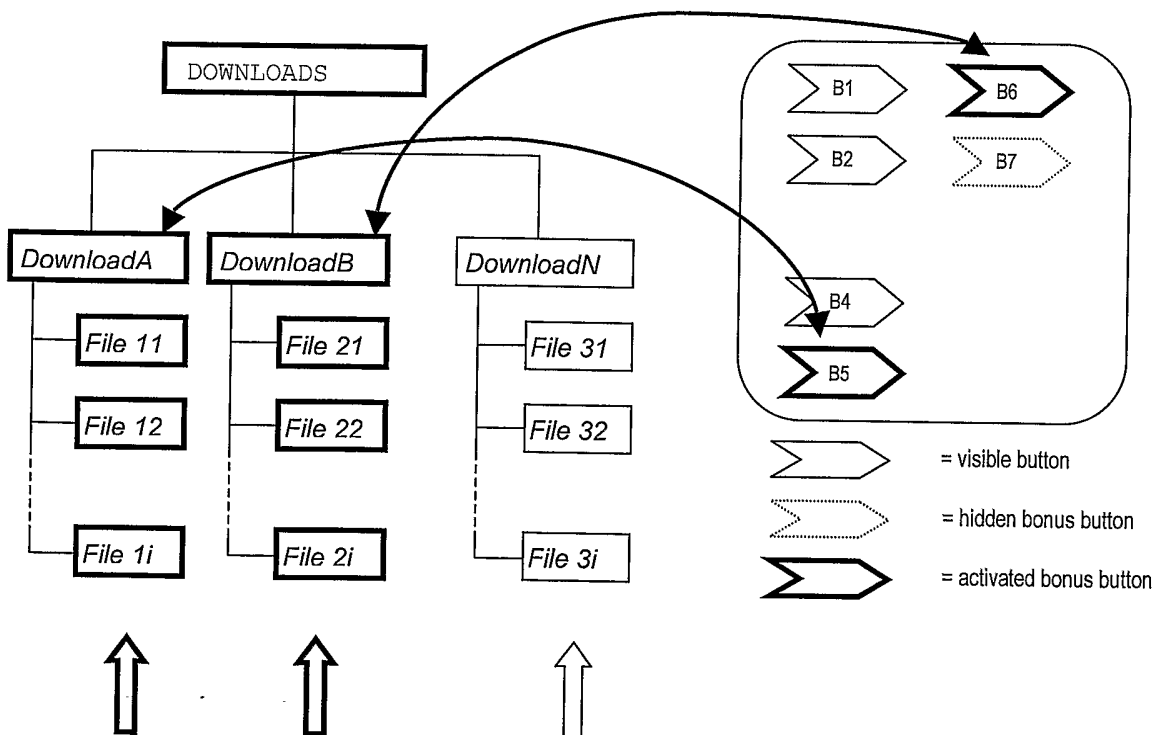


Fig. 8

# INTERNATIONAL SEARCH REPORT

International Application No  
PCT/EP2004/010234

<b>A. CLASSIFICATION OF SUBJECT MATTER</b> IPC 7 G11B27/10 G11B27/34 G11B19/02 G06F3/033 G06F9/44				
According to International Patent Classification (IPC) or to both national classification and IPC				
<b>B. FIELDS SEARCHED</b> Minimum documentation searched (classification system followed by classification symbols) IPC 7 G11B G06F				
Documentation searched other than minimum documentation to the extent that such documents are included in the fields searched				
Electronic data base consulted during the international search (name of data base and, where practical, search terms used) EPO-Internal, WPI Data, PAJ				
<b>C. DOCUMENTS CONSIDERED TO BE RELEVANT</b>				
Category <sup>o</sup>	Citation of document, with indication, where appropriate, of the relevant passages	Relevant to claim No.		
X A A A	WO 01/35412 A (THOMSON LICENSING SA; LIN SHU (US)) 17 May 2001 (2001-05-17) the whole document ----- US 5 929 857 A (MOBINI AMIR M ET AL) 27 July 1999 (1999-07-27) abstract column 1, line 5 - column 3, line 45 column 7, line 9 - column 11, line 45 figures 2-9 ----- EP 1 223 504 A (FUJI PHOTO FILM CO LTD) 17 July 2002 (2002-07-17) abstract paragraph '0001! - paragraph '0004! paragraph '0037! - paragraph '0068! figures 3-5 ----- -/--	10  1, 3  1, 3, 10  1, 3, 10		
<input checked="" type="checkbox"/> Further documents are listed in the continuation of box C. <span style="margin-left: 100px;"><input checked="" type="checkbox"/> Patent family members are listed in annex.</span>				
<sup>o</sup> Special categories of cited documents : <table style="width: 100%; border: none;"> <tr> <td style="width: 50%; border: none; vertical-align: top;">                     *A* document defining the general state of the art which is not considered to be of particular relevance                      *E* earlier document but published on or after the international filing date                      *L* document which may throw doubts on priority claim(s) or which is cited to establish the publication date of another citation or other special reason (as specified)                      *O* document referring to an oral disclosure, use, exhibition or other means                      *P* document published prior to the international filing date but later than the priority date claimed                 </td> <td style="width: 50%; border: none; vertical-align: top;">                     *T* later document published after the international filing date or priority date and not in conflict with the application but cited to understand the principle or theory underlying the invention                      *X* document of particular relevance; the claimed invention cannot be considered novel or cannot be considered to involve an inventive step when the document is taken alone                      *Y* document of particular relevance; the claimed invention cannot be considered to involve an inventive step when the document is combined with one or more other such documents, such combination being obvious to a person skilled in the art.                      *&amp;* document member of the same patent family                 </td> </tr> </table>			*A* document defining the general state of the art which is not considered to be of particular relevance *E* earlier document but published on or after the international filing date *L* document which may throw doubts on priority claim(s) or which is cited to establish the publication date of another citation or other special reason (as specified) *O* document referring to an oral disclosure, use, exhibition or other means *P* document published prior to the international filing date but later than the priority date claimed	*T* later document published after the international filing date or priority date and not in conflict with the application but cited to understand the principle or theory underlying the invention *X* document of particular relevance; the claimed invention cannot be considered novel or cannot be considered to involve an inventive step when the document is taken alone *Y* document of particular relevance; the claimed invention cannot be considered to involve an inventive step when the document is combined with one or more other such documents, such combination being obvious to a person skilled in the art. *&* document member of the same patent family
*A* document defining the general state of the art which is not considered to be of particular relevance *E* earlier document but published on or after the international filing date *L* document which may throw doubts on priority claim(s) or which is cited to establish the publication date of another citation or other special reason (as specified) *O* document referring to an oral disclosure, use, exhibition or other means *P* document published prior to the international filing date but later than the priority date claimed	*T* later document published after the international filing date or priority date and not in conflict with the application but cited to understand the principle or theory underlying the invention *X* document of particular relevance; the claimed invention cannot be considered novel or cannot be considered to involve an inventive step when the document is taken alone *Y* document of particular relevance; the claimed invention cannot be considered to involve an inventive step when the document is combined with one or more other such documents, such combination being obvious to a person skilled in the art. *&* document member of the same patent family			
Date of the actual completion of the international search  <p style="text-align: center;">11 November 2004</p>	Date of mailing of the international search report  <p style="text-align: center;">11/03/2005</p>			
Name and mailing address of the ISA European Patent Office, P.B. 5818 Patentlaan 2 NL - 2280 HV Rijswijk Tel. (+31-70) 340-2040, Tx. 31 651 epo nl, Fax: (+31-70) 340-3016	Authorized officer  <p style="text-align: center;">Sucher, R</p>			

# INTERNATIONAL SEARCH REPORT

International Application No  
PCT/EP2004/010234

C.(Continuation) DOCUMENTS CONSIDERED TO BE RELEVANT		
Category *	Citation of document, with indication, where appropriate, of the relevant passages	Relevant to claim No.
A	<p>PATENT ABSTRACTS OF JAPAN vol. 2000, no. 08, 6 October 2000 (2000-10-06) &amp; JP 2000 132953 A (TOSHIBA DEGITAL FRONTIER KK), 12 May 2000 (2000-05-12) abstract</p> <p>-----</p>	1,3,10

# INTERNATIONAL SEARCH REPORT

Information on patent family members

International Application No  
PCT/EP2004/010234

Patent document cited in search report	A	Publication date	Patent family member(s)	Publication date			
WO 0135412	A	17-05-2001	AU 1247001 A	06-06-2001			
			AU 1247101 A	06-06-2001			
			AU 1354401 A	06-06-2001			
			AU 1447301 A	06-06-2001			
			AU 1448001 A	06-06-2001			
			AU 1460301 A	06-06-2001			
			AU 1758101 A	06-06-2001			
			CN 1399778 T	26-02-2003			
			CN 1408115 T	02-04-2003			
			CN 1409858 T	09-04-2003			
			CN 1411600 T	16-04-2003			
			CN 1413346 T	23-04-2003			
			CN 1413413 T	23-04-2003			
			CN 1415164 T	30-04-2003			
			DE 60002502 D1	05-06-2003			
			DE 60002502 T2	25-03-2004			
			DE 60005211 D1	16-10-2003			
			DE 60005211 T2	15-07-2004			
			DE 60009131 D1	22-04-2004			
			DE 60009131 T2	29-07-2004			
			DE 60009337 D1	29-04-2004			
			DE 60009337 T2	19-08-2004			
			DE 60012782 D1	09-09-2004			
			DE 60014189 D1	28-10-2004			
			EP 1230643 A1	14-08-2002			
			EP 1230642 A1	14-08-2002			
			EP 1230644 A2	14-08-2002			
			EP 1236349 A2	04-09-2002			
			EP 1236205 A1	04-09-2002			
			EP 1230796 A1	14-08-2002			
			EP 1228508 A1	07-08-2002			
			EP 1331816 A1	30-07-2003			
			JP 2003514418 T	15-04-2003			
			JP 2003514419 T	15-04-2003			
			JP 2003514332 T	15-04-2003			
			JP 2003514333 T	15-04-2003			
			JP 2003514334 T	15-04-2003			
			JP 2003514457 T	15-04-2003			
			JP 2003514458 T	15-04-2003			
			MX PA02004680 A	02-09-2002			
			MX PA02004686 A	02-09-2002			
			MX PA02004689 A	02-09-2002			
			MX PA02004690 A	02-09-2002			
			MX PA02004693 A	02-09-2002			
			MX PA02004746 A	30-08-2002			
			MX PA02004749 A	30-08-2002			
			PL 354803 A1	23-02-2004			
			PL 355603 A1	04-05-2004			
			PL 355668 A1	04-05-2004			
			TW 498691 B	11-08-2002			
			<hr/>				
			US 5929857	A	27-07-1999	NONE	
			<hr/>				
			EP 1223504	A	17-07-2002	JP 2002215573 A	02-08-2002
						EP 1223504 A2	17-07-2002
						US 2002122070 A1	05-09-2002
			<hr/>				
			JP 2000132953	A	12-05-2000	NONE	