



(12) **United States Design Patent**
Chun et al.

(10) **Patent No.:** **US D940,005 S**
(45) **Date of Patent:** **** Jan. 4, 2022**

(54) **AUTOMOBILE**

(56) **References Cited**

(71) Applicant: **LG Electronics Inc.**, Seoul (KR)

U.S. PATENT DOCUMENTS

(72) Inventors: **Sewon Chun**, Seoul (KR); **Juneho Song**, Seoul (KR); **Romain Diboine**, Seoul (KR); **Seungmo Kang**, Seoul (KR)

D671,454	S	*	11/2012	Davidson	D12/91
D706,171	S	*	6/2014	Bischoff	D12/91
RE45,623	E	*	7/2015	Galante	D12/91
D815,987	S	*	4/2018	Lian	D12/91
D819,496	S	*	6/2018	Bucher	D12/91
D819,497	S	*	6/2018	Platto	D12/91
D820,162	S	*	6/2018	Woodhouse	D12/91
D820,163	S	*	6/2018	Woodhouse	D12/91
D830,908	S	*	10/2018	Tamiya	D12/91
D874,340	S	*	2/2020	Ishii	D12/91
D879,664	S	*	3/2020	Chen	D12/91
D881,072	S	*	4/2020	Frascella	D12/91
D893,355	S	*	8/2020	Kim	D12/91
D918,088	S	*	5/2021	Lee	D12/91

(73) Assignee: **LG ELECTRONICS INC.**, Seoul (KR)

(**) Term: **15 Years**

(21) Appl. No.: **35/510,238**

* cited by examiner

(22) Filed: **Oct. 16, 2019**

Primary Examiner — Richard E Chilcot

(80) **Hague Agreement Data**

(74) *Attorney, Agent, or Firm* — Birch, Stewart, Kolasch & Birch, LLP

Int. Filing Date: **Oct. 16, 2019**

Int. Reg. No.: **DM/210062**

Int. Reg. Date: **Oct. 16, 2019**

Int. Reg. Pub. Date: **Sep. 4, 2020**

(57) **CLAIM**

The ornamental design for an automobile, as shown and described.

(30) **Foreign Application Priority Data**

DESCRIPTION

Apr. 16, 2019 (KR) 30-2019-0017869

(51) **LOC (13) Cl.** **12-08**

(52) **U.S. Cl.**
USPC **D12/91**
CPC **B62D 25/06** (2013.01)

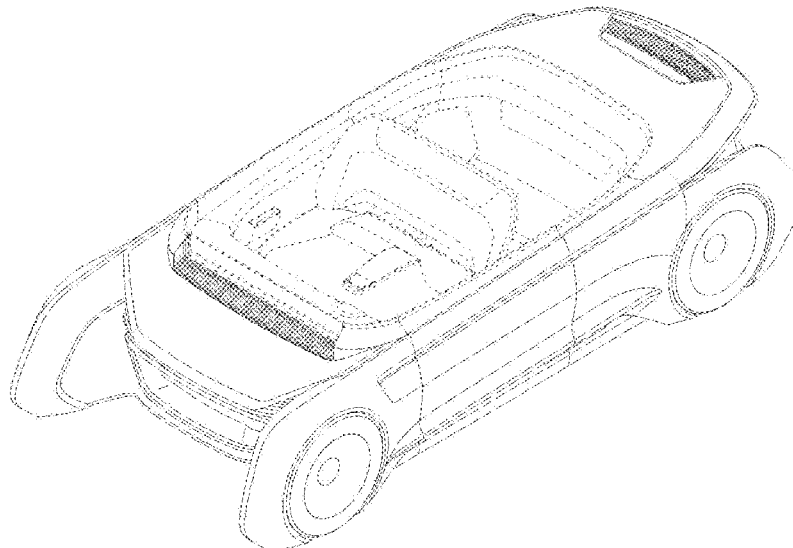
- 1. Automobile
- 1.1 : Perspective
- 1.2 : Front
- 1.3 : Back
- 1.4 : Left
- 1.5 : Top

(58) **Field of Classification Search**
USPC D12/82-100
CPC B60R 2011/0007; B60R 2011/0014; B60R 2011/0021; B60N 3/001; B60N 3/002; B60N 3/007; B62D 25/00; B62D 25/06; B62D 33/00; B62D 35/00

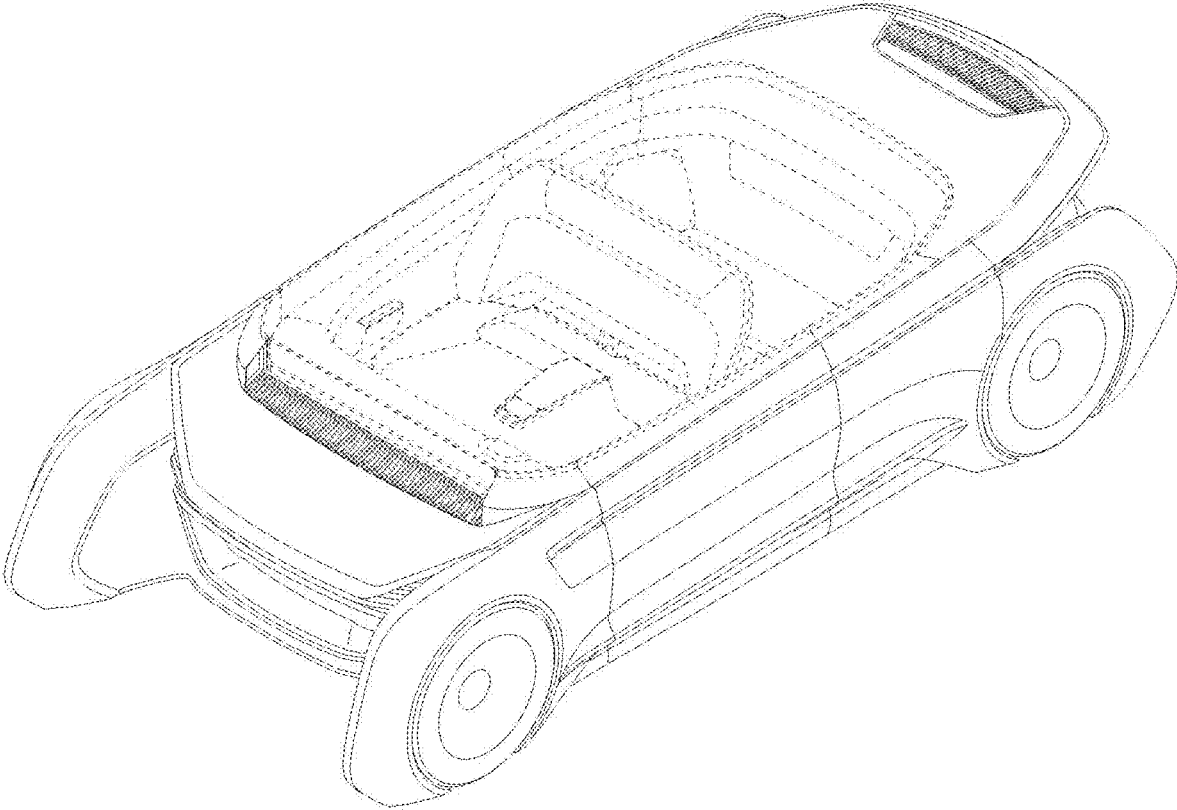
The broken lines depict portions of the automobile that form no part of the claimed design; the fine lines on the drawings indicate the curved surface; reproduction 1.1 is a front perspective view of the automobile; reproduction 1.2 is a front view thereof; reproduction 1.3 is a back view thereof; reproduction 1.4 is a left view thereof where the right view is a mirror image; reproduction 1.5 is a top view thereof; the bottom view is omitted since it cannot be seen in use.

See application file for complete search history.

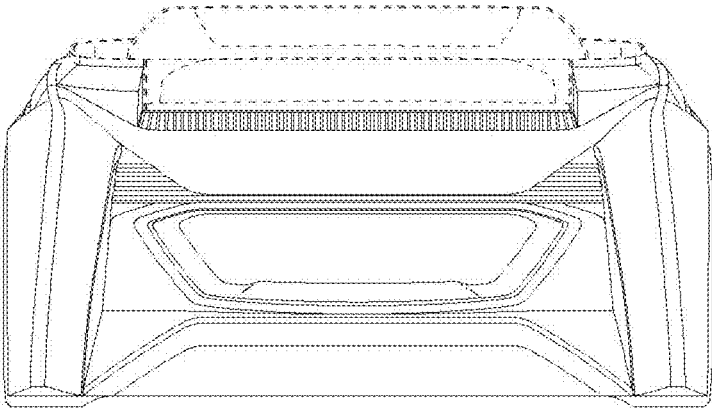
1 Claim, 5 Drawing Sheets



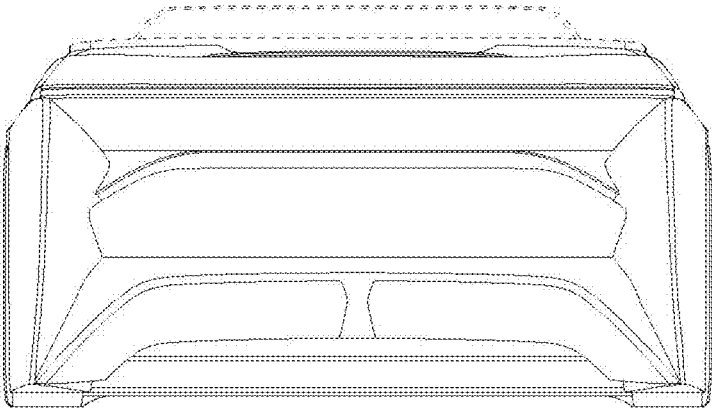
1.1



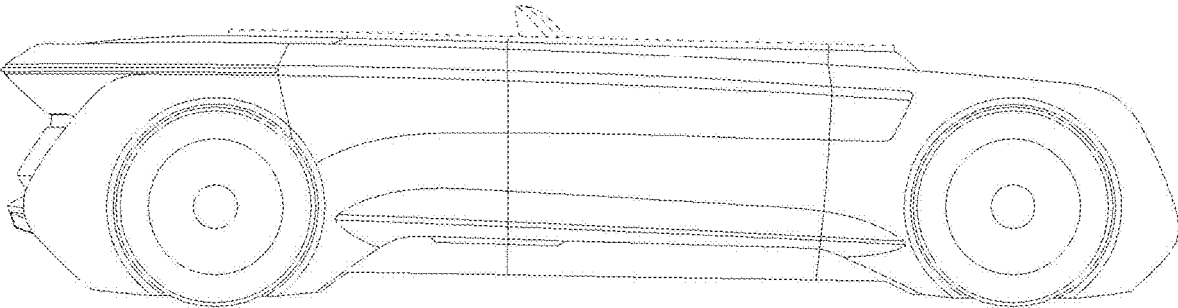
1.2



1.3



1.4



1.5

