

S. D. Newbro,

Bed Spring,

No 25,577,

Patented Sept. 27, 1859.

Fig. 3.

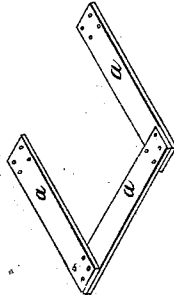


Fig. 1.

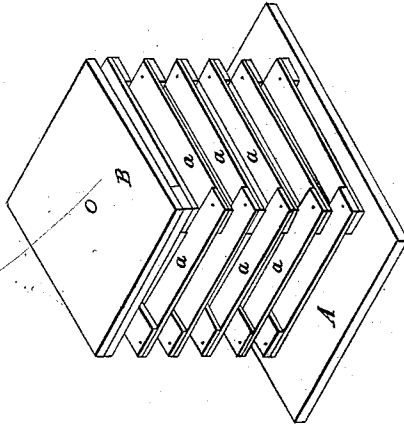
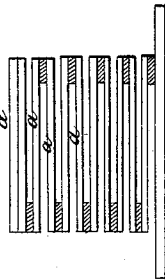


Fig. 2.



UNITED STATES PATENT OFFICE.

S. D. NEWBRO, OF LANSING, MICHIGAN.

BED-SPRING.

Specification of Letters Patent No. 25,577, dated September 27, 1859.

To all whom it may concern:

Be it known that I, S. D. NEWBRO, of Lansing, in the county of Ingham and State of Michigan, have invented certain new and useful Improvements in Bed-Springs; and I do hereby declare that the following is a full, clear, and exact description of the same, reference being had to the accompanying drawings, and to the letters of reference marked thereon.

The nature of my invention consists in constructing and securing together oblong plates of wood or metal in the manner hereinafter described for the purpose set forth.

In the drawings A represents the base upon which the spring is erected.

a, a, a, represent oblong plates or strips of metal or wood which are put together as follows,—The first, or bottom plate, being laid upon the base and secured to it I take the next plate and secure it by means of pins or bolts or in any other suitable manner to the end of the first plate and at right angles to it—or rather on top of the first plate near its end. The third plate I secure on top of the second near its end and at right angles to it—and the fourth plate I secure to the third in like manner and so continue to secure plates together until my spring is as large or high as is necessary. Then upon the top I secure a platform B. By arranging the plates together in this manner I form a square spring which may be used for bed springs or for chairs, lounges, buggies, carriages, or for any other purpose where springs can be employed.

Guides either on the out or inside of the plates when secured together may be used to prevent the spring from giving more on one side or the other than is desirable. Springs may by this arrangement be made of blocks or plates of wood which in and of themselves are nonelastic as represented in the model.

The thickness given to the plates will vary according to circumstances. They may be made from $\frac{1}{8}$ of an inch to six inches thick if necessary and of any required length.

I do not propose to confine myself to the exact form of spring herein shown. I find it convenient in some instances to use a triangular spring.

The advantages of this spring are very many. By this means a firm, durable, and very elastic spring may be formed of blocks and short pieces of wood or other material which would otherwise be of no account. This is only one advantage and I mention it because it is an advantage which no other spring possesses.

Having thus fully described my invention, what I claim as new and desire to secure by Letters Patent is—

The employment of the oblong plates *a, a, a,* whether made of wood, or of metal or any other suitable material, when the same are secured together substantially as and for the purpose set forth.

S. D. NEWBRO.

Witnesses:

JOSEPH GRAVES,
J. P. COWLES.