

May 23, 1944.

J. WEBER

2,349,392

HOLDER

Filed June 27, 1941

FIG 1

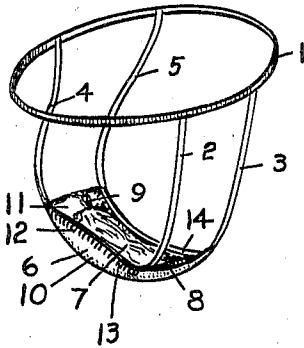


FIG 2

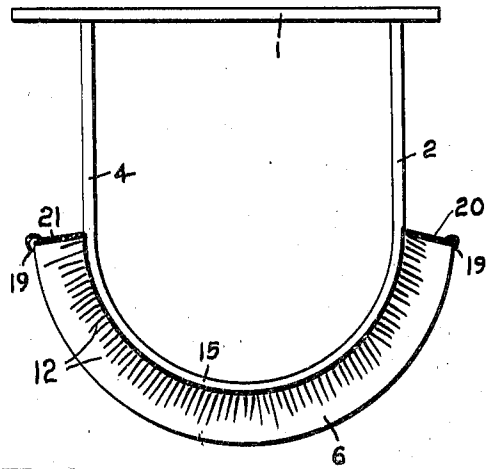


FIG 3

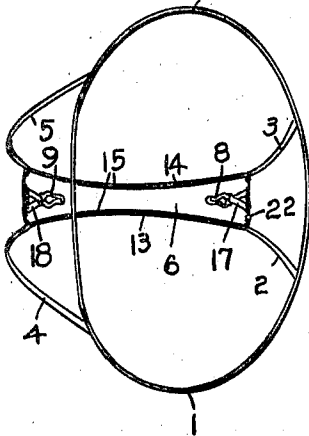


FIG 4

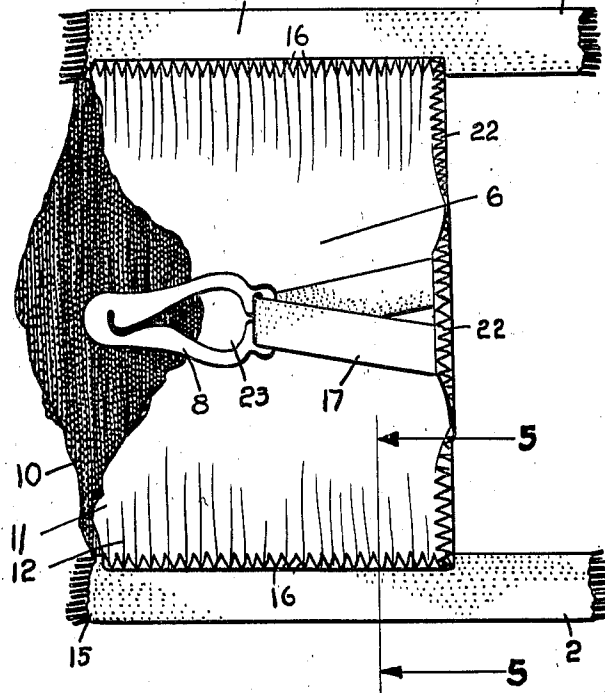
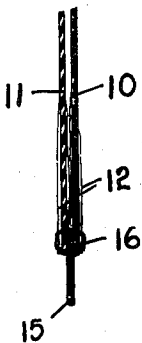


FIG 5



INVENTOR.
JOSEPH WEBER.
BY Paul A. Talbot.
ATTORNEY.

UNITED STATES PATENT OFFICE

2,349,392

HOLDER

Joseph Weber, New York, N. Y., assignor to Weber Foundations, Inc., a corporation of New York

Application June 27, 1941, Serial No. 400,125

2 Claims. (Cl. 128—289)

My invention relates to a holder particularly adapted to the comfortable support of a catamenial absorbent pad. Among the purposes and objects are to provide:

- A holder which has a pad securing means and moisture proof pocket.
- A holder which is light and self-adjusting.
- A simple and effective holder for pads.
- A sanitary pad holder.
- A comfortable substitute for catmenial bandages.

I accomplish these and other objects by the construction herein described and shown in the accompanying drawing forming a part hereof, in which:

- Fig. 1 is a perspective view showing the application of my device.
- Fig. 2 is a side elevation.
- Fig. 3 is a plan view.
- Fig. 4 is a fragmentary detail.
- Fig. 5 is a section at 5—5, Fig. 4.

Similar reference characters refer to similar parts throughout the several views of the drawing and in the specifications to follow.

I am aware that holders and belts for supporting catamenial bandages and pads have been made in many forms throughout the ages and that their shortcomings are too well known to require recitations or elaboration in this disclosure.

A study of the detailed description and the drawing hereof will, it is believed, be all that is necessary to the average person, and particularly to those skilled in the art to which this invention pertains, to understand its merit. Modifications of the details may be made without departing from the principles of which this disclosure is an embodiment, without departing from these principles which underlie my invention and without departing from the appended claims which set forth my invention.

Referring to the drawing, I have shown an elastic belt 1 to which are secured at their top ends, the elastic front supports 2 and 3 and the elastic back supports 4 and 5. At the lower ends of said supports and at each of its corners, I have provided the pocket 6 suitable to hold the absorbent pad 7 which may be detachably secured within said pocket by the front fastener 8 and back fastener 9.

The pocket 6 is constructed with an outer covering 10 of soft stretchable fabric and an inner lining 11 of rubber or similar water proof material. The outer covering 10, in addition to being elastic, is permitted to expand longitudinally fur-

ther by the transversely disposed gathers 12 along the side marginal edges 13 and 14 which are finished by the elastic tape or edging 15 secured by zig-zag or other stretchable stitching 16.

The fasteners 8 and 9 are secured at their respective ends by the tape or braid loops 17 and 18, the ends 19 of which are held in and under the end hems 20 and 21 on the outside after which said loops and the fasteners secured in said loops are brought over and within the pocket 6. The stitching 22 of said hems 20 and 21 may also secure the loops, as well as the cover and lining to each other at the ends of the pocket.

The elastic edging at each side of the pocket may be integral with the front and back supports, thereby forming a continuous single elastic piece of material at one side of the pocket and having one end secured to the belt 1 at the front and its other end secured to the belt at the back and having one side of the pocket secured thereto between the ends. The other side of the pocket is similarly constructed. Thus, two elastic pieces suspend the pocket from the belt and provide four supports and two marginal edges for the pocket.

The fasteners 8 and 9 may be of the conventional construction having a converging central opening 23 adapted to receive and removably secure the pad 7 at its ends.

The type of pad as well as the means securing it to the holder may be varied; however, the fasteners 8 and 9 are suitable to receive and to hold the fabric of the ends of the usual pad by wedging the fabric into the converging central opening.

The detailed disclosure herein is given, not to limit my holder to these details, but to rather illustrate one construction which embodies the principles of my invention as set forth in the appended claims.

I claim:

1. In a holder for pads, a belt and a pocket holder suspended therefrom, gathers along the side marginal edges of said pocket to provide fullness and to permit longitudinal stretching and a lining of elastic water proof material secured to said gathers of said holder, and an elastic tape secured to said gathers and said water proof lining at each of the sides of said pocket and to said belt to suspend said pocket from said belt, and fasteners secured to the ends of said pocket to secure said pad in said pocket, and loops securing said fasteners at the ends of said pocket.

2. In a holder for pads, a belt and a pocket holder suspended therefrom, gathers along the side marginal edges of said pocket to provide

fullness and to permit longitudinal stretching and a lining of elastic water proof material secured to said gathers of said holder, and an elastic tape secured to said gathers and said water proof lining at each of the sides of said pocket and to said belt to suspend said pocket from said belt, and fasteners secured to the ends of said pocket

to secure said pad in said pocket, and loops securing said fasteners at the ends of said pocket, said loops secured to the ends of said pocket on the outside and brought back over said ends and into
5 said pocket.

JOSEPH WEBER.