



US00D714057S

(12) **United States Design Patent**
Hou

(10) **Patent No.:** **US D714,057 S**

(45) **Date of Patent:** **** Sep. 30, 2014**

(54) **LUGGAGE**

(71) Applicant: **I-Shun Hou**, Taipei (TW)

(72) Inventor: **I-Shun Hou**, Taipei (TW)

(**) Term: **14 Years**

(21) Appl. No.: **29/476,885**

(22) Filed: **Dec. 18, 2013**

(30) **Foreign Application Priority Data**

Sep. 13, 2013 (CN) 2013 3 0441308

(51) **LOC (10) Cl.** **03-01**

(52) **U.S. Cl.**
USPC **D3/279**

(58) **Field of Classification Search**
USPC D3/272, 276, 278, 279, 273, 274, 281,
D3/289, 321; 190/100-127, 903, 37, 39,
190/18 A, 1, 15.1, 19-40
See application file for complete search history.

(56) **References Cited**

U.S. PATENT DOCUMENTS

2007/0137959 A1* 6/2007 Zauderer 190/110
2011/0016018 A1* 1/2011 Smith et al. 190/18 A

2011/0155526 A1* 6/2011 Cheng 190/18 A
2011/0284334 A1* 11/2011 Cheng 190/18 A
2012/0097495 A1* 4/2012 Moore 190/18 A
2014/0008164 A1* 1/2014 Lai 190/102

* cited by examiner

Primary Examiner — Jennifer Rivard

(74) *Attorney, Agent, or Firm* — Rosenberg, Klein & Lee

(57) **CLAIM**

The ornamental design for a “luggage,” as shown and described.

DESCRIPTION

FIG. 1 is a perspective view of a “luggage” showing my new design;

FIG. 2 is a front view thereof;

FIG. 3 is a rear view thereof;

FIG. 4 is a left side view thereof;

FIG. 5 is a right side view thereof;

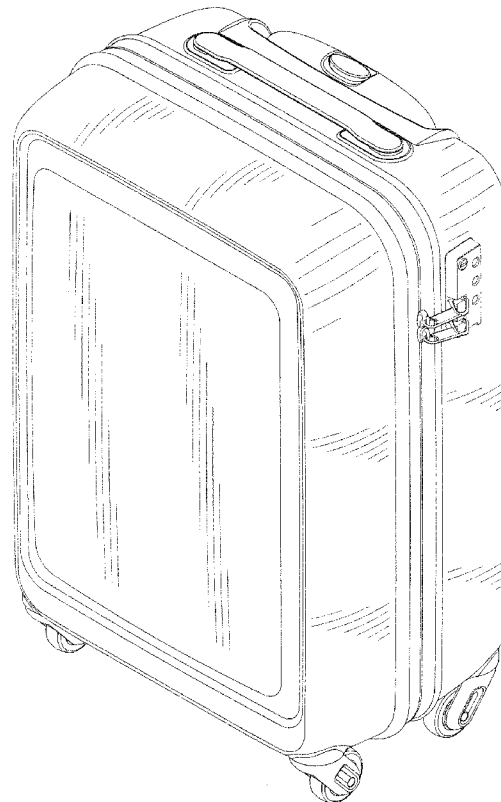
FIG. 6 is a top view thereof;

FIG. 7 is a bottom view thereof; and,

FIG. 8 is a perspective view showing the practical usage thereof.

The broken lines depict portions of the luggage which for no part of the claimed design.

1 Claim, 7 Drawing Sheets



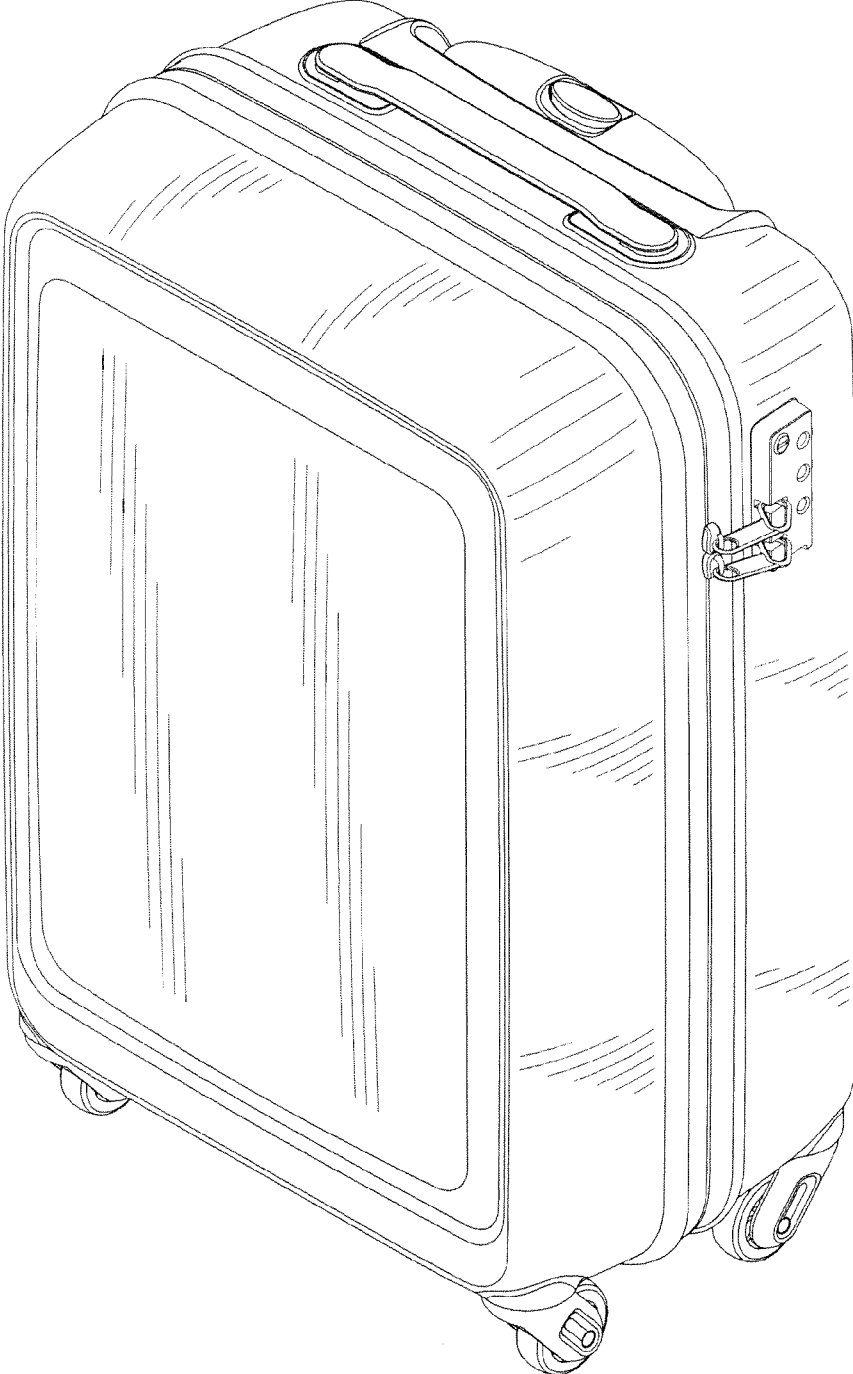


FIG.1

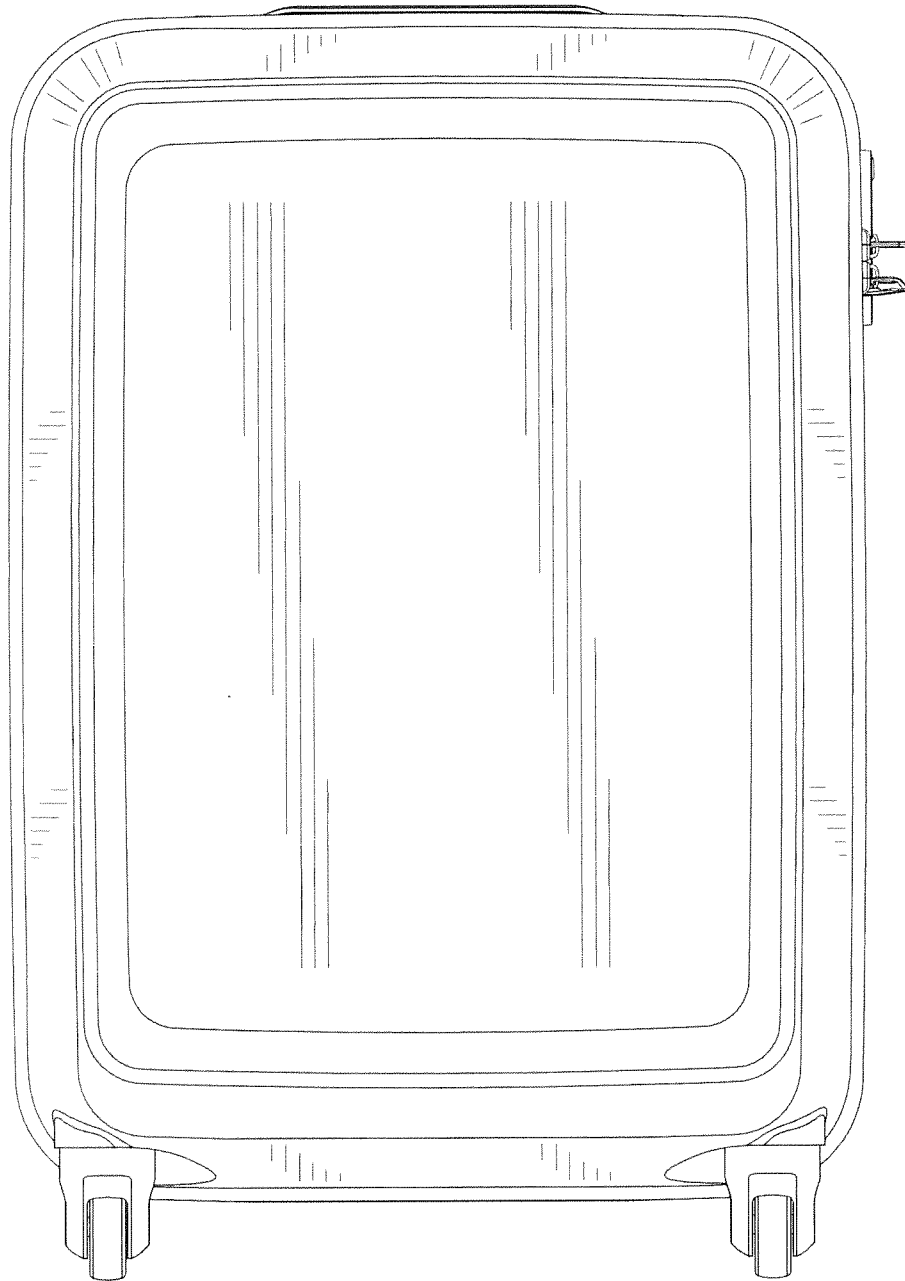


FIG.2

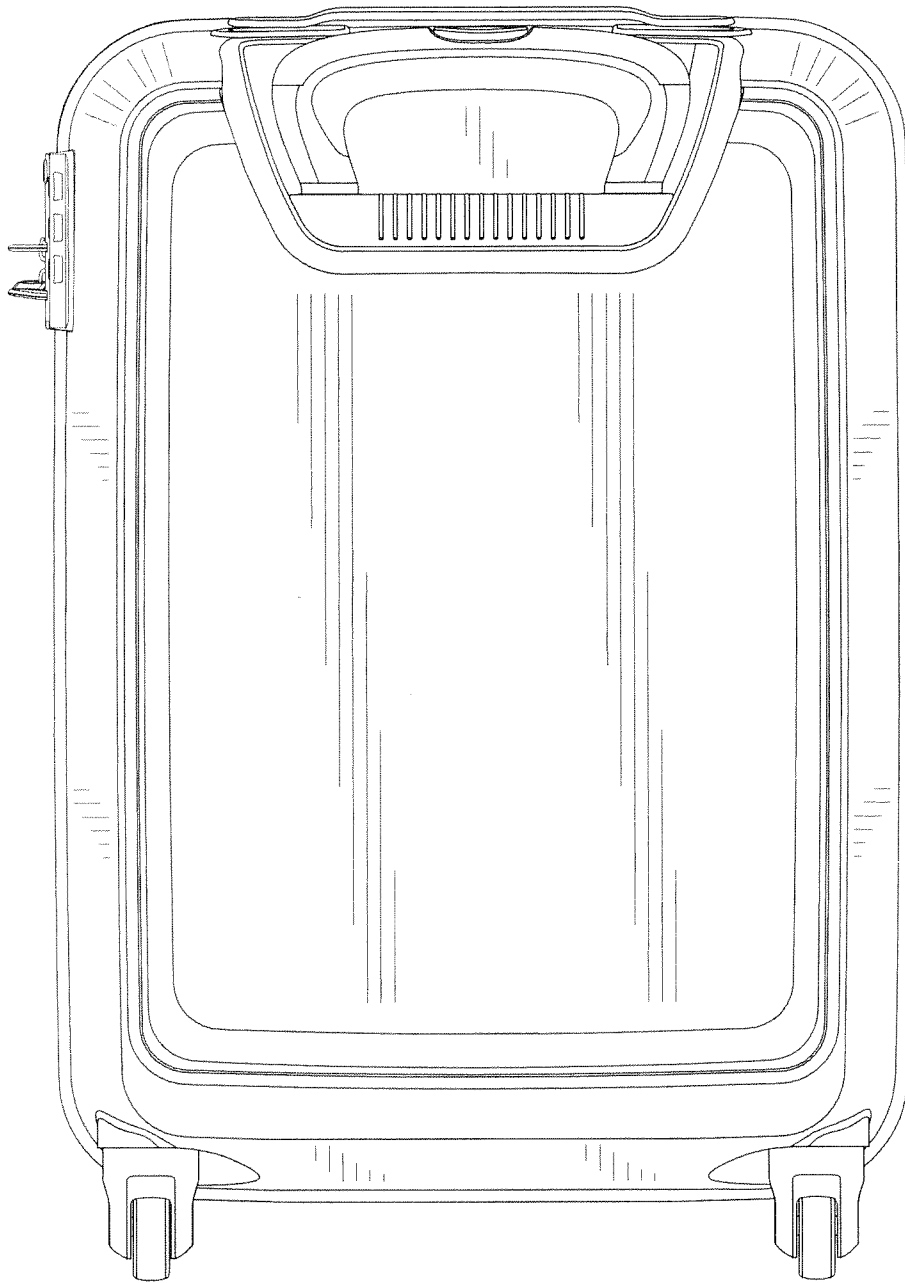


FIG.3




FIG.4




FIG.5

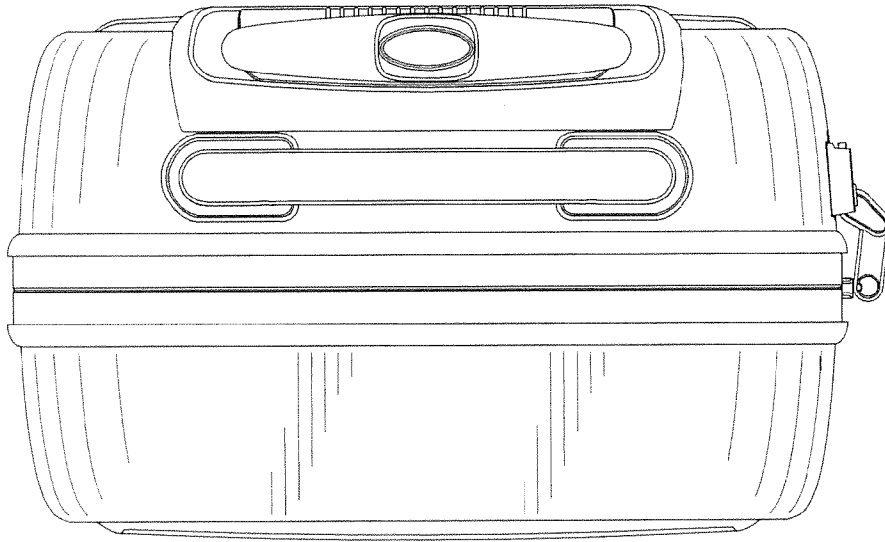


FIG. 6




FIG. 7

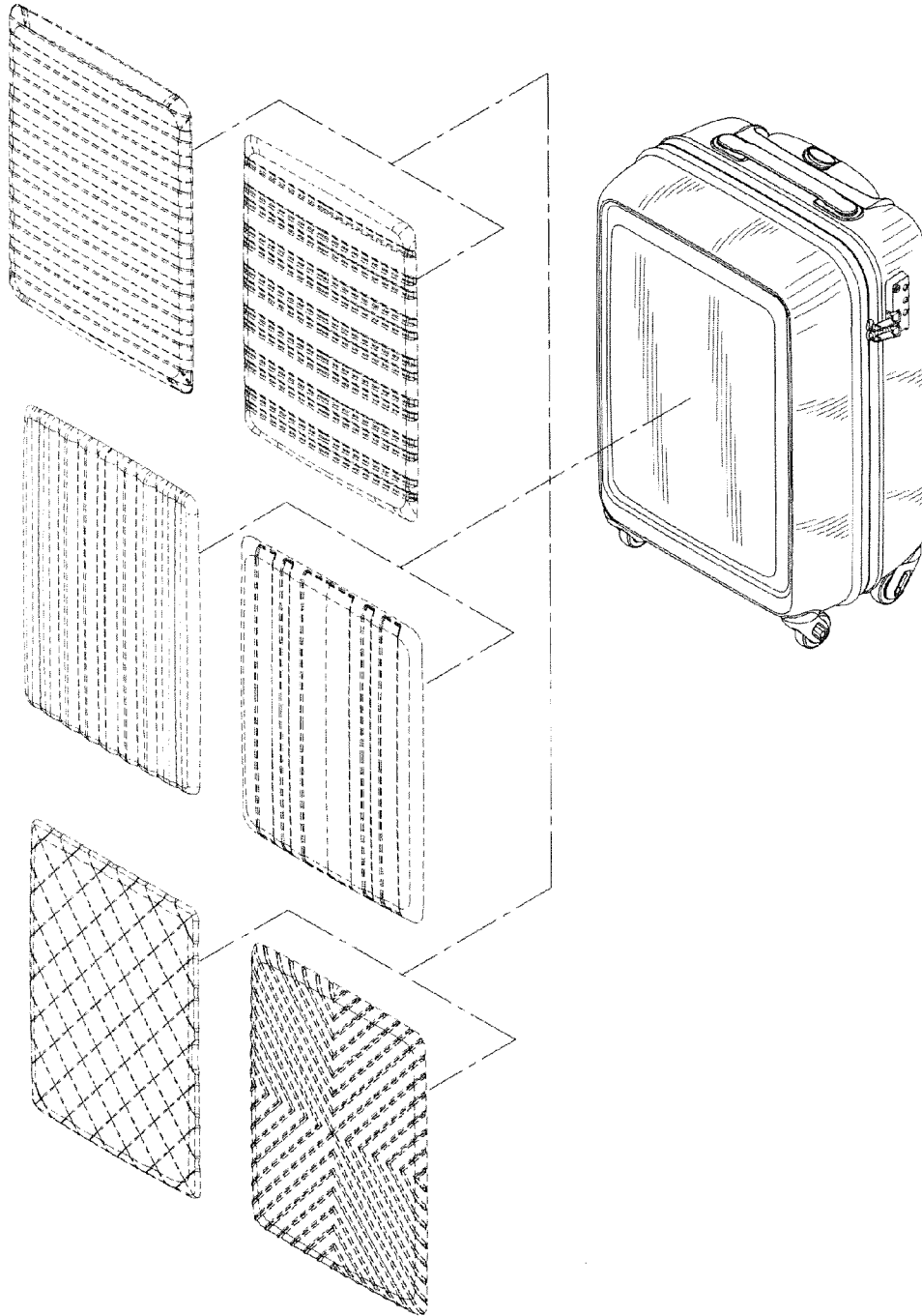


FIG. 8