



US00D543660S

(12) **United States Design Patent**
Cheung

(10) **Patent No.:** **US D543,660 S**

(45) **Date of Patent:** **** May 29, 2007**

(54) **HAIR ROLLER**

(76) Inventor: **Maggie Pui Sze Cheung**, Block A1,
3/F, Tsing Yi Industrial Centre, Phase 1,
Tsing Yi, N.T., Hong Kong (CN)

(**) Term: **14 Years**

(21) Appl. No.: **29/258,973**

(22) Filed: **Apr. 27, 2006**

(51) **LOC (8) Cl.** **28-03**

(52) **U.S. Cl.** **D28/37**

(58) **Field of Classification Search** 131/223–269;
219/222, 225; D28/37

See application file for complete search history.

(56) **References Cited**

U.S. PATENT DOCUMENTS

2,788,788 A *	4/1957	Solomon	132/245
4,286,608 A *	9/1981	Handley et al.	132/245
D287,298 S *	12/1986	Kibe et al.	D28/37
5,558,107 A *	9/1996	Kim	132/228

5,606,983 A *	3/1997	Monty et al.	132/229
5,791,356 A *	8/1998	Muzzipapa	132/250
5,819,760 A *	10/1998	Wimer	132/229
6,070,594 A *	6/2000	Mears	219/222

* cited by examiner

Primary Examiner—Jennifer Rivard

(74) *Attorney, Agent, or Firm*—James E. Brunton, Esq.

(57) **CLAIM**

The ornamental design for “hair roller,” as shown.

DESCRIPTION

FIG. 1 is a front perspective view of a “hair roller” showing my new design;

FIG. 2 is a rear perspective view thereof;

FIG. 3 is a front view thereof;

FIG. 4 is a rear view thereof;

FIG. 5 is a right side view thereof;

FIG. 6 is a top plan view thereof; and,

FIG. 7 is a bottom plan view thereof.

1 Claim, 2 Drawing Sheets

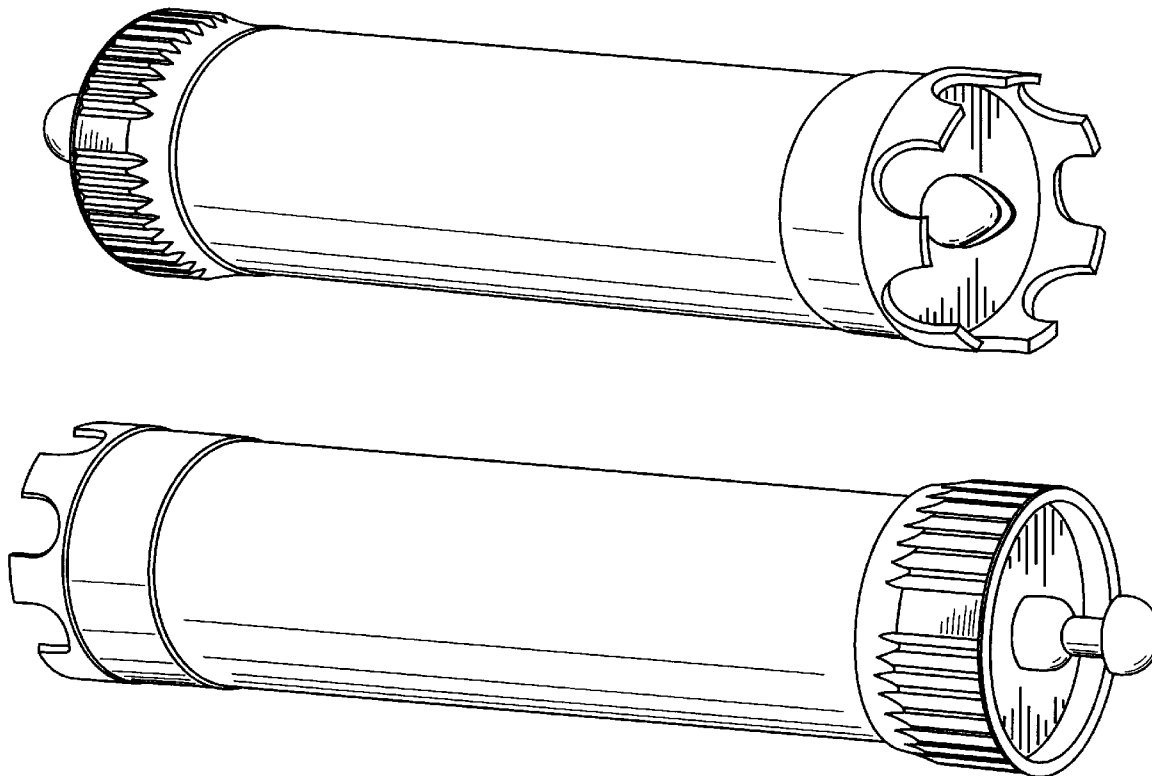


Fig. 1




Fig. 2

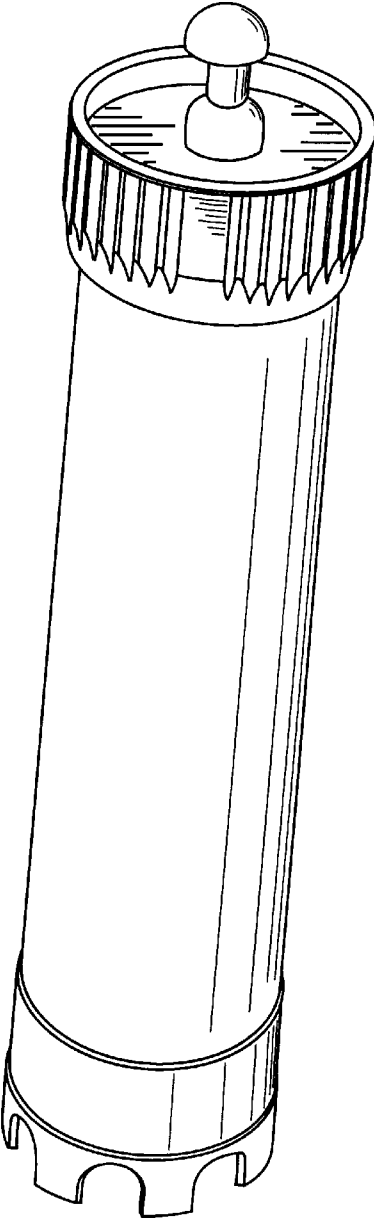


Fig. 4

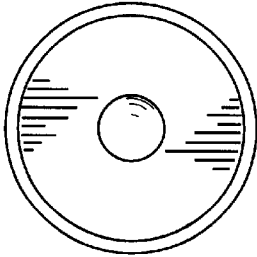
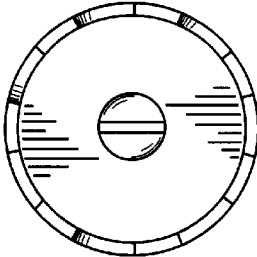


Fig. 3






Fig. 5

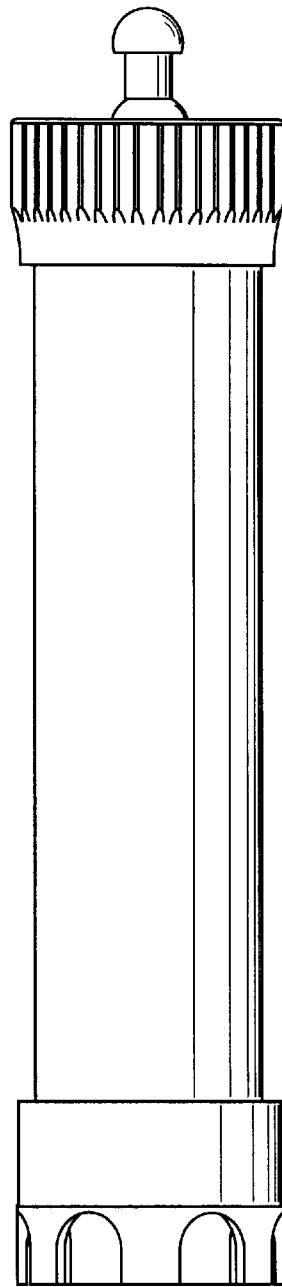


Fig. 6

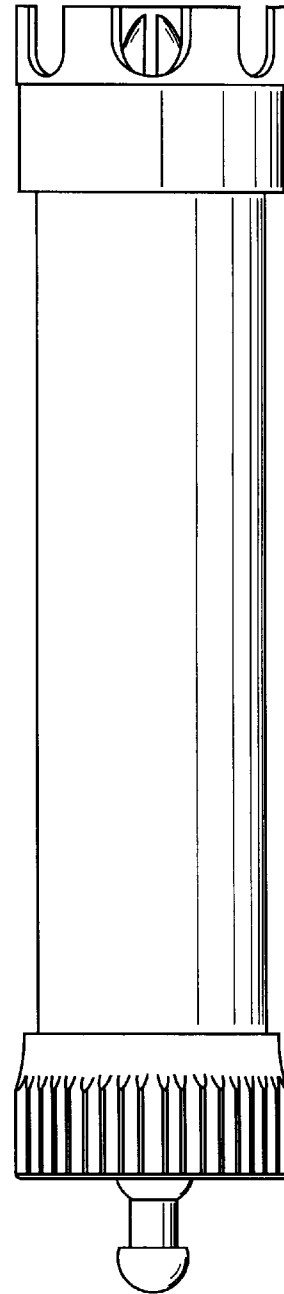


Fig. 7