



US00D579641S

(12) **United States Design Patent**
Erickson et al.

(10) **Patent No.:** **US D579,641 S**

(45) **Date of Patent:** **** Nov. 4, 2008**

(54) **GOLF SHOE OUTSOLE**

(75) Inventors: **John J. Erickson**, Brockton, MA (US);
John F. Lane, III, Weymouth, MA (US);
Wayne H. Mullin, Avon, MA (US)

(73) Assignee: **Acushnet Company**, Fairhaven, MA (US)

(**) Term: **14 Years**

(21) Appl. No.: **29/232,680**

(22) Filed: **Jun. 22, 2005**

Related U.S. Application Data

(63) Continuation-in-part of application No. 29/205,027, filed on May 7, 2004, now abandoned.

(51) **LOC (8) Cl.** **02-04**

(52) **U.S. Cl.** **D2/954; D2/954; D2/957**

(58) **Field of Classification Search** D2/902,
D2/946-949, 951-960; 36/3 B, 22 R, 24.5,
36/25 R, 28, 32 R, 34 R, 67 A, 59 C
See application file for complete search history.

(56) **References Cited**

U.S. PATENT DOCUMENTS

D368,157 S *	3/1996	Erickson	D2/962
D378,319 S *	3/1997	Miyauchi	D2/960
D384,496 S *	10/1997	Erickson	D2/962
D400,346 S *	11/1998	Singer	D2/959
D402,449 S *	12/1998	Robinson et al.	D2/951
D403,147 S *	12/1998	Erickson	D2/962
D416,670 S *	11/1999	Singer	D2/955
5,979,083 A *	11/1999	Robinson et al.	36/127
D420,209 S *	2/2000	Singer	D2/951
D420,496 S *	2/2000	Singer	D2/951
D424,288 S *	5/2000	Erickson et al.	D2/960
6,161,315 A *	12/2000	Dalton	36/134
D443,407 S *	6/2001	Patterson et al.	D2/962
D444,935 S *	7/2001	Lane et al.	D2/959
6,289,611 B1 *	9/2001	Patterson et al.	36/127
D455,543 S *	4/2002	Feeney et al.	D2/953
D468,515 S	1/2003	Lane, III et al.	D2/951

D469,244 S	1/2003	Robinson, Jr. et al.	D2/951
D470,998 S *	3/2003	Adreliunas et al.	D2/953
D483,175 S *	12/2003	Robinson et al.	D2/954
D483,555 S *	12/2003	Robinson et al.	D2/954
D487,332 S *	3/2004	Robinson et al.	D2/957
D487,333 S *	3/2004	Laska	D2/958
D487,615 S *	3/2004	Erickson et al.	D2/955
6,845,575 B1 *	1/2005	Hwang	36/127
D507,400 S *	7/2005	Robinson et al.	D2/959
D507,401 S *	7/2005	Sedlbauer	D2/959
D509,948 S *	9/2005	Robinson et al.	D2/953
D510,796 S *	10/2005	Erickson et al.	D2/954
D527,876 S *	9/2006	Robinson et al.	D2/953

(Continued)

OTHER PUBLICATIONS

U.S. Appl. No. 29/176,519, filed on Feb. 21, 2003 by Erickson et al.
U.S. Appl. No. 29/192,761, filed on Oct. 29, 2003 by Erickson et al.

Primary Examiner—Celia A Murphy

(74) *Attorney, Agent, or Firm*—D. Michael Burns

(57) **CLAIM**

The ornamental design for a golf shoe outsole, as shown and described.

DESCRIPTION

FIG. 1 is a bottom perspective view of the golf shoe outsole showing our new design;

FIG. 2 is a left side elevational view thereof;

FIG. 3 is a right side elevational view thereof;

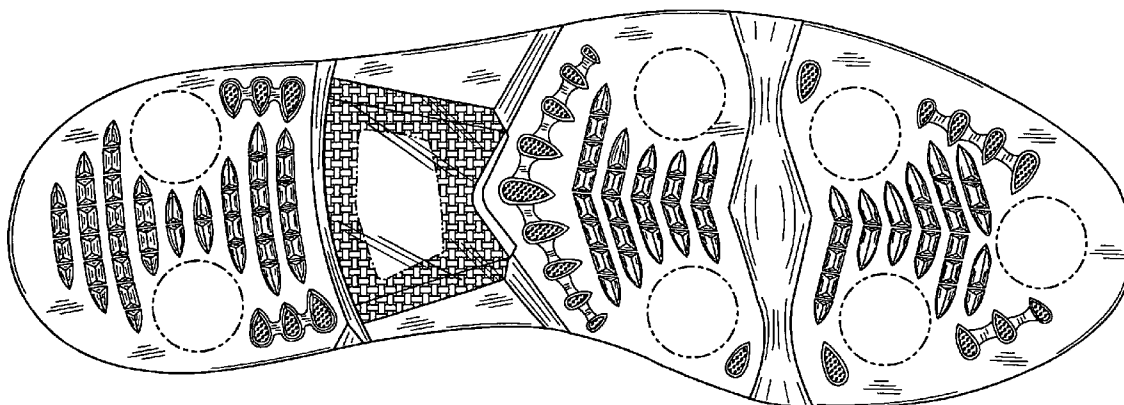
FIG. 4 is a bottom plan view thereof;

FIG. 5 is a rear elevational view thereof; and,

FIG. 6 is a front elevational view thereof.

The circular broken lines in FIGS. 1 & 4, define the boundaries of the design with the lines themselves and the areas within them forming no part of the claim. The trapezoidal shape on the arch, which is shown in broken lines, and appears behind a transparent surface represents the portion of the design that forms no part of the claim.

1 Claim, 3 Drawing Sheets



US D579,641 S

Page 2

U.S. PATENT DOCUMENTS

D527,877	S *	9/2006	Robinson et al.	D2/954	D552,336	S *	10/2007	Parekh et al.	D2/959
D530,892	S *	10/2006	Issler	D2/954	D560,885	S *	2/2008	Lane et al.	D2/953
D533,335	S *	12/2006	Robinson et al.	D2/959	D561,444	S *	2/2008	Feeney et al.	D2/960
7,143,529	B2 *	12/2006	Robinson et al.	36/127	2004/0154188	A1 *	8/2004	Laska	36/25 R
D539,515	S *	4/2007	Robinson et al.	D2/951	2004/0181974	A1 *	9/2004	Robinson et al.	36/100
D539,519	S *	4/2007	Mochen	D2/969	2006/0130361	A1 *	6/2006	Robinson et al.	36/25 R
D540,012	S *	4/2007	Robinson et al.	D2/951	2006/0242863	A1 *	11/2006	Patmore	36/127

* cited by examiner

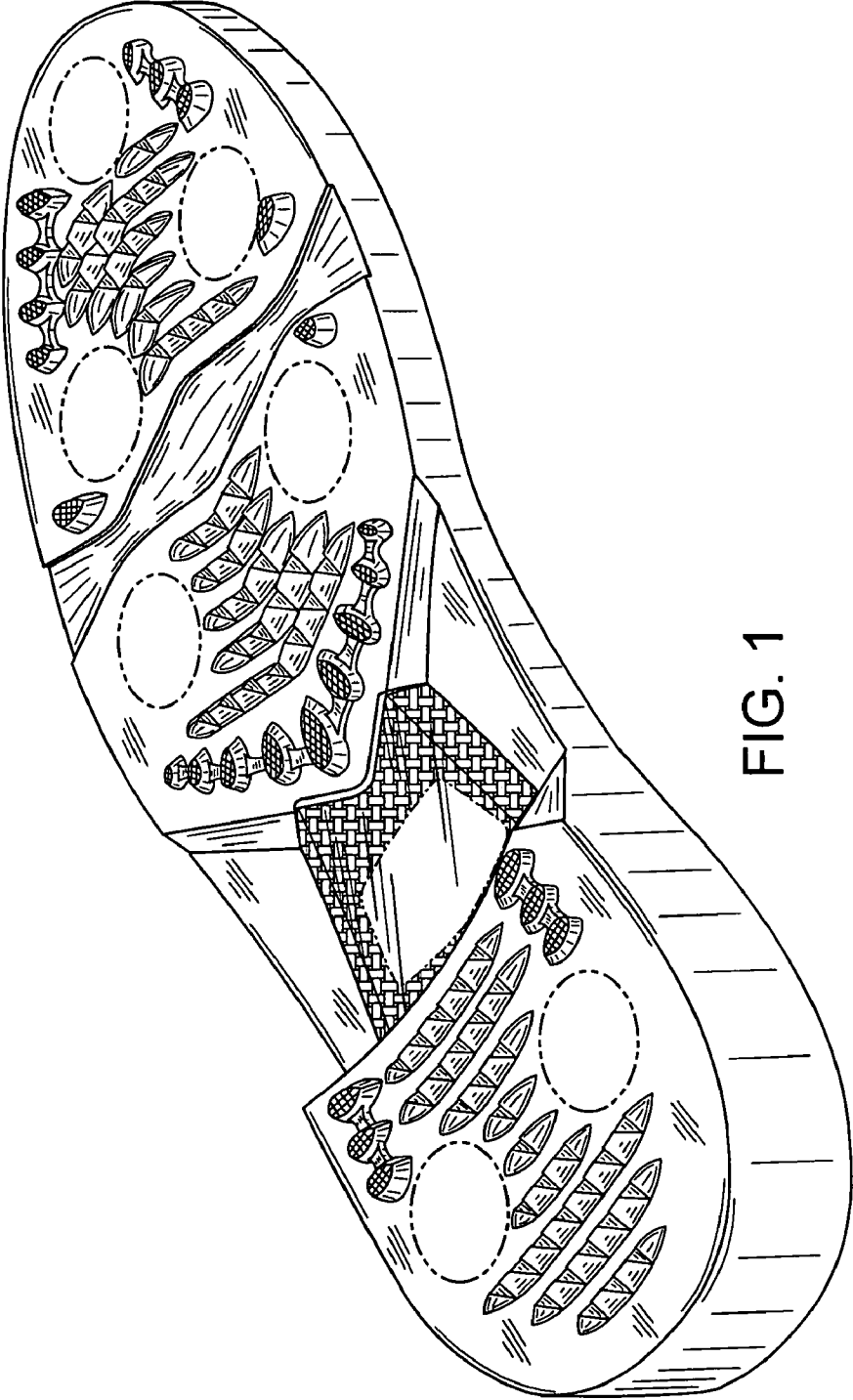


FIG. 1

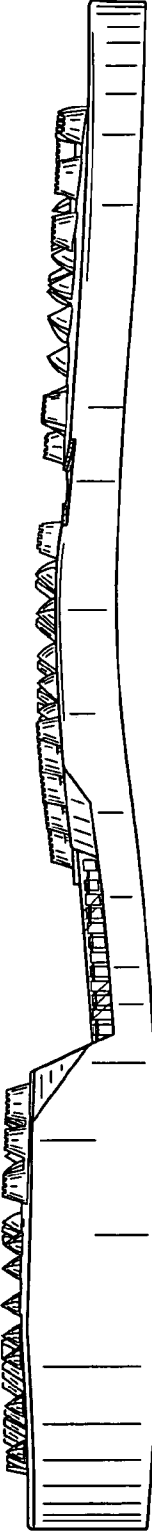


FIG. 2

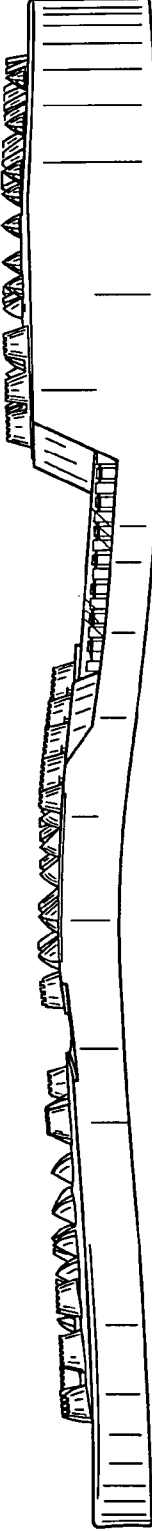


FIG. 3

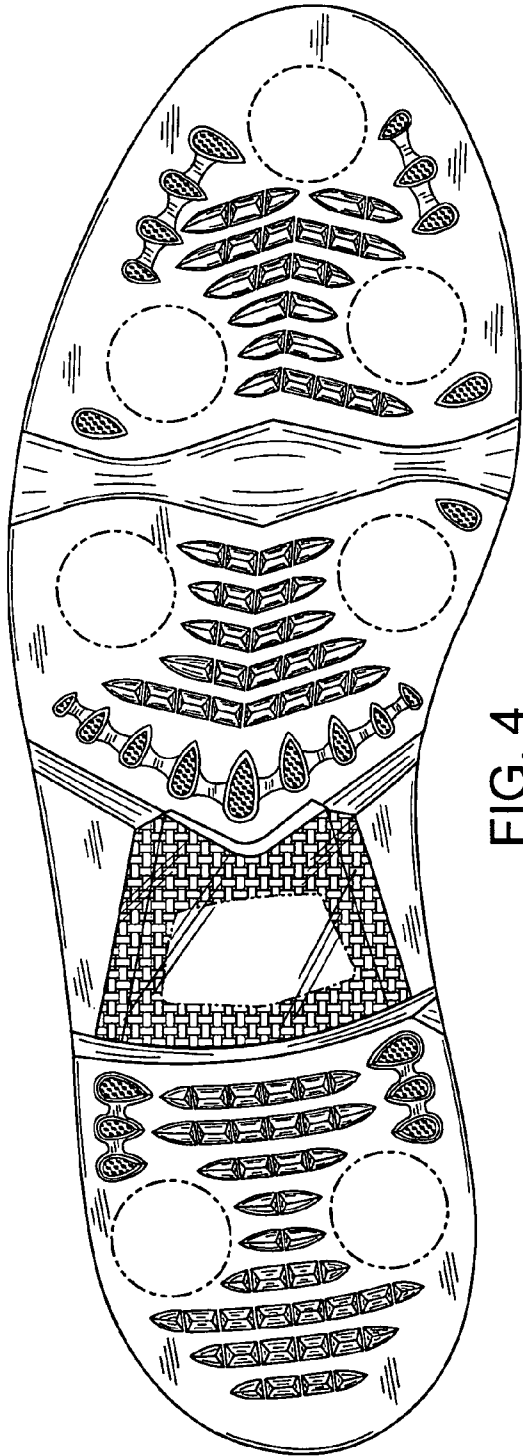


FIG. 4

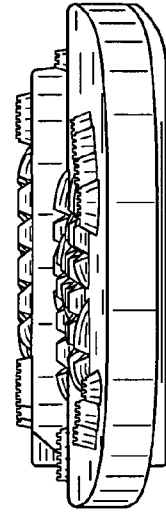


FIG. 6

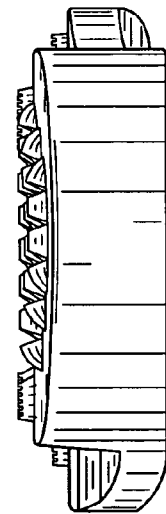


FIG. 5