



US00D628667S

(12) **United States Design Patent**
McCarthy

(10) **Patent No.:** **US D628,667 S**

(45) **Date of Patent:** **** *Dec. 7, 2010**

(54) **KICKBOARD**

(76) Inventor: **Kevin I. McCarthy**, 1125-205th Ave.,
NE., Sammamish, WA (US) 98074

(*) Notice: This patent is subject to a terminal disclaimer.

(**) Term: **14 Years**

(21) Appl. No.: **29/294,455**

(22) Filed: **Jan. 11, 2008**

(51) **LOC (9) Cl.** **21-02**

(52) **U.S. Cl.** **D21/769**

(58) **Field of Classification Search** D21/769-770,
D21/801, 803, 809; D6/392, 596, 601, 604;
472/128-129; D12/5, 6, 316; 114/253, 345-346;
441/35, 66, 40-42, 129-132

See application file for complete search history.

(56) **References Cited**

U.S. PATENT DOCUMENTS

D199,470 S * 10/1964 Ziff D21/770
D216,530 S * 2/1970 Ziff D12/11
D231,516 S * 4/1974 Johnson D12/11
D238,106 S * 12/1975 Arblaster D24/183

D377,072 S * 12/1996 Ileyay D21/769
D461,516 S * 8/2002 Chen D21/770
D466,175 S * 11/2002 Katz et al. D21/803
D493,202 S * 7/2004 Paratz et al. D21/770

* cited by examiner

Primary Examiner—Caron Veynar
Assistant Examiner—Zenia I Bennett

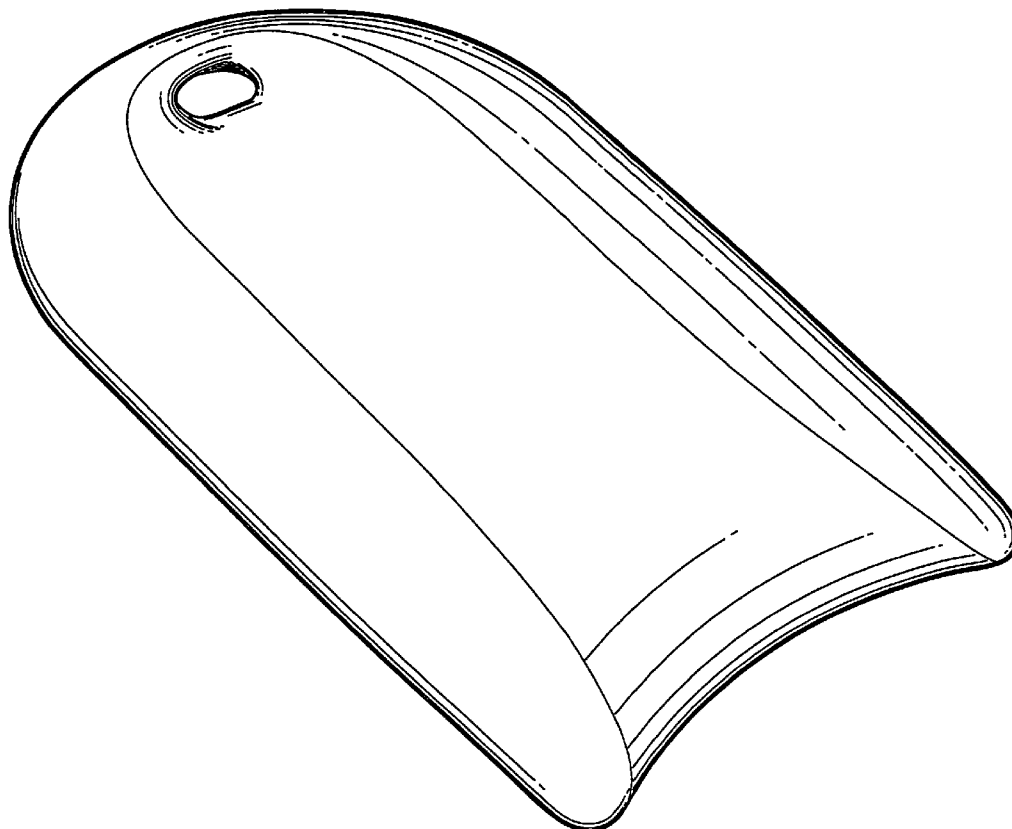
(57) **CLAIM**

The ornamental design for a kickboard, as shown and described.

DESCRIPTION

FIG. 1 is a top perspective view of the kickboard.
FIG. 2 is a top plan view of the invention.
FIG. 3 is a bottom plan view of the invention.
FIG. 4 is a front elevational view of the invention.
FIG. 5 is a rear elevational view of the invention.
FIG. 6 is a left side elevational view of the invention, and,
FIG. 7 is a right side elevational view of the invention.
The broken lines are for environmental purposes only and form no part of the claimed invention.

1 Claim, 4 Drawing Sheets



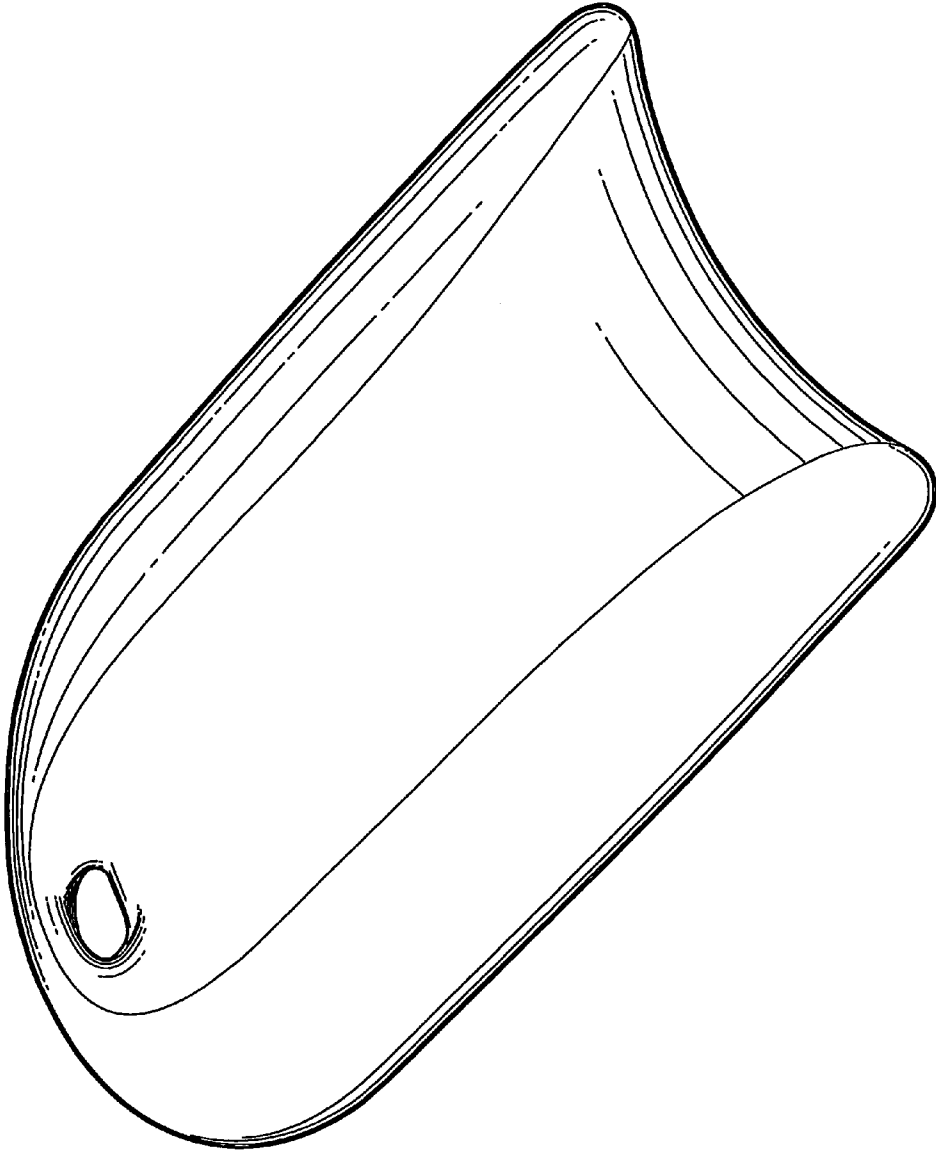


FIG. 1

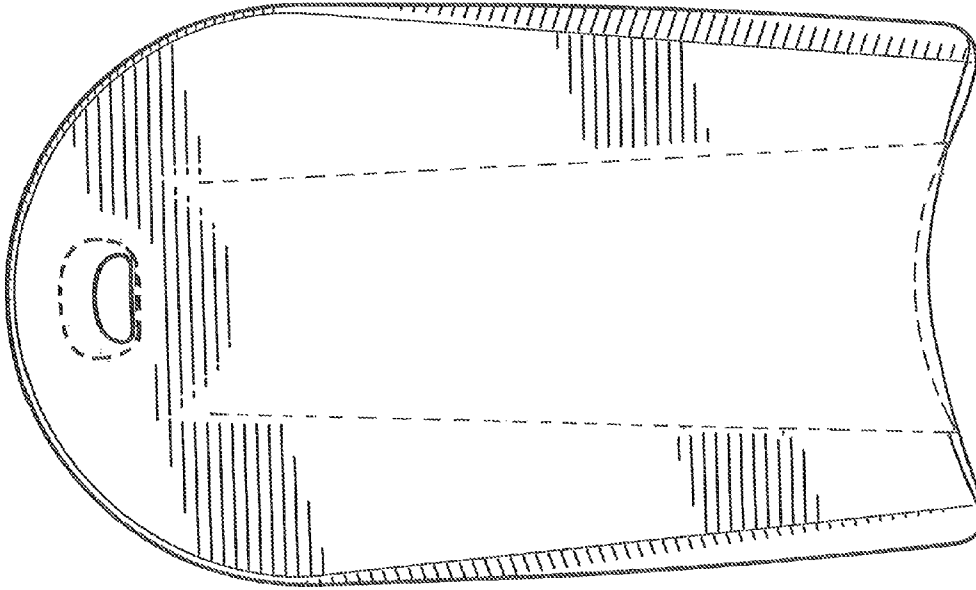


FIG. 3

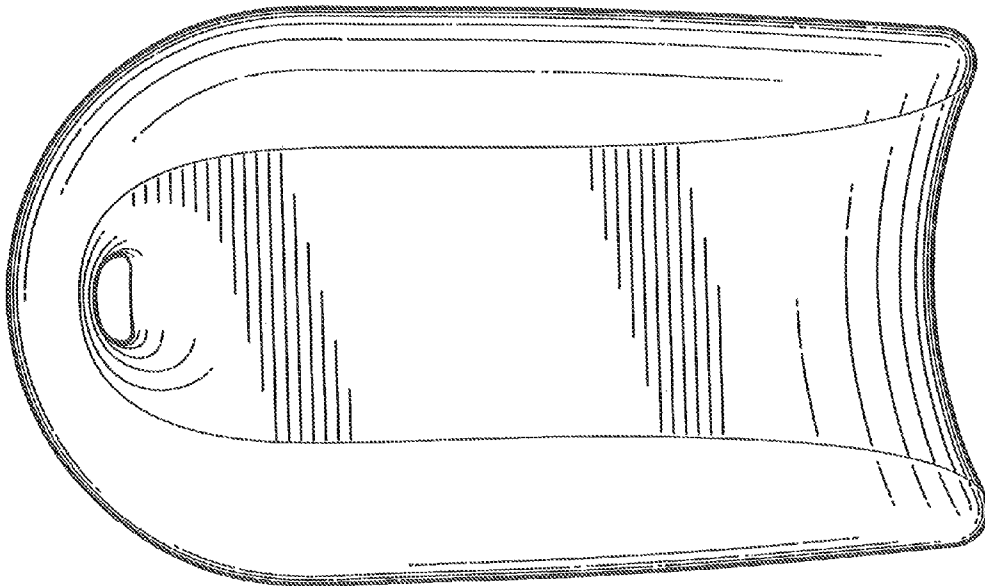


FIG. 2

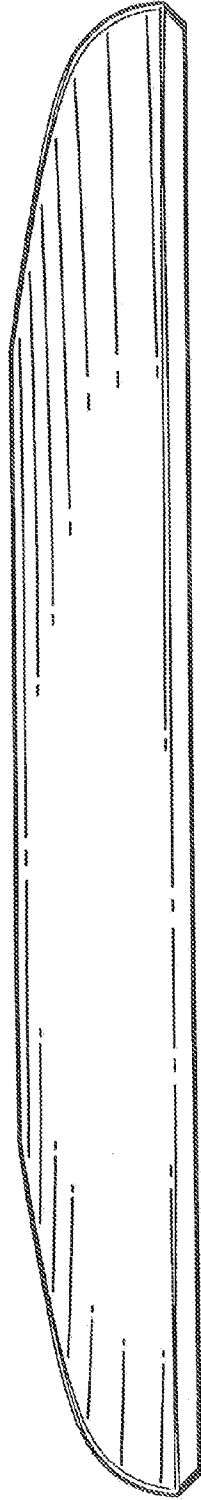


FIG. 4

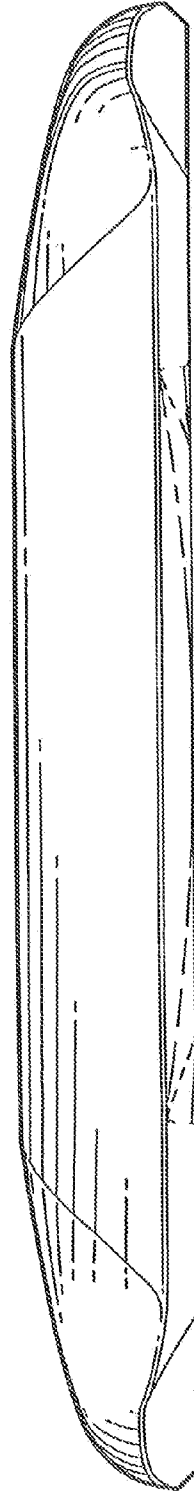


FIG. 5

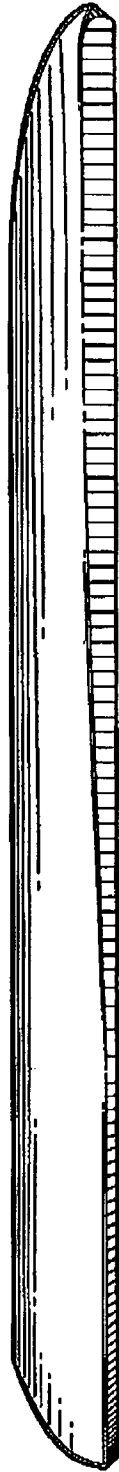


FIG. 6

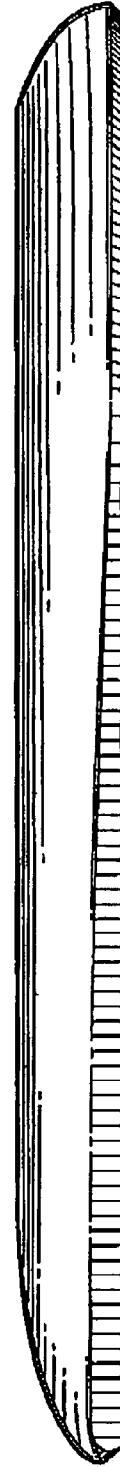


FIG. 7