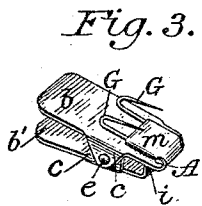

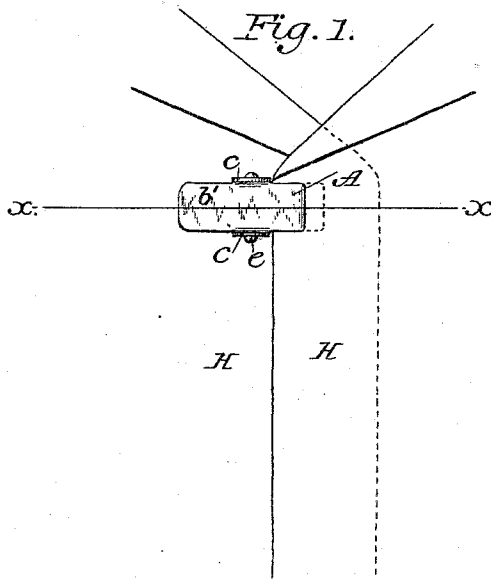


(No Model.)

N. S. SHEIFER.
TAILOR'S FITTING CLASP.

No. 412,046.

Patented Oct. 1, 1889.



Attest:
A. N. Jesbira.
E. M. Watson

Inventor:
 Noah S. Sheifer
 By *David A. Burr*
Atty.

UNITED STATES PATENT OFFICE.

NOAH S. SHEIFER, OF NEW YORK, N. Y.

TAILOR'S FITTING-CLASP.

SPECIFICATION forming part of Letters Patent No. 412,046, dated October 1, 1889.

Application filed June 1, 1889. Serial No. 312,871. (No model.)

To all whom it may concern:

Be it known that I, NOAH S. SHEIFER, of the city, county, and State of New York, have invented a new and useful Improvement in Tailors' Fitting-Clasps; and I do hereby declare that the following is a full and exact description thereof, reference being had to the accompanying drawings, and to the letters of reference marked thereon, making a part of this specification.

This invention relates to a device for the use of tailors in securing temporarily the overlapping edge of an unfinished coat or other garment while it is being fitted to the person. It is designed to provide a simple detachable fastening by which the coat may be readily closed and held about the person as when buttoned, in order to ascertain and determine the set thereof and the proper position for the buttons and button-holes or other permanent fastening devices.

It consists in a spring-actuated clasp of suitable form, having one of its clamping-plates doubled back outwardly upon itself to extend to a point over the hinge, and whose extremity is fitted with pins extending forward therefrom in manner to be easily slipped into the garment in a direction parallel with the length of the clasp, substantially as is hereinafter described and claimed.

In the accompanying drawings, Figure 1 is an elevation of the loose front edges H H of an unfinished coat temporarily confined by means of my fitting device or holder; Fig. 2, a cross-section in line *x x* of Fig. 1, and Fig. 3 a view in perspective of the improved holder detached.

The clasp portion A of the holder may be of any approved form such as is known to the art. It is represented in the drawings as constructed simply of two plates *b* and *b'*, hinged together at about the middle of their length by means of inwardly-bent lugs *c c* on each edge, which are made to overlap and are united by a transverse pivot-pin *e*, the plates

being made to spring apart in the customary manner back of their pivotal axis by means of an interposed spring F, which operates to close the front or clamping ends of the two plates together automatically.

The bite of the clasp is formed by bending the clamping end *i* of one of the spring-actuated plates *b'* inward to bear against the inner face of the opposite plate *b*, and said opposite plate *b* is extended to form an outward return bend or fold *m*, whose end shall be brought thereby near to the pivotal axis of the clasp, as shown in Fig. 2. Pins G G are secured to the outer end of the return-fold *m* and bent so that their points shall extend toward the front parallel with the face of this fold *m*. By this means the pins are made to engage the underlying fabric closely under the edge caught by the clasp.

By the use of this simple appliance much time and annoyance are saved in fitting a garment over the various methods heretofore resorted to for pinning it.

I claim as my invention—

The combination, in a tailor's fitting-clasp, of a plate having one end doubled or folded back outwardly upon itself, pins secured to said outer end and bent to cause their points to project forward over the same and parallel therewith in the direction of its length, and a second spring-actuated clamping-plate pivoted to the opposite inner side of the folded pin-bearing plate, to close with one end against said pin-plate at a point in front of the pivotal axis and approximately under the pin-points, substantially in the manner and for the purpose herein set forth.

In testimony whereof I have signed my name to this specification in the presence of two subscribing witnesses.

NOAH S. SHEIFER.

Witnesses:

A. N. JESBERA,
E. M. WATSON.