



US0D1033939S

(12) **United States Design Patent**
Pipercic

(10) **Patent No.:** **US D1,033,939 S**

(45) **Date of Patent:** **** Jul. 9, 2024**

- (54) **CHAIR WITH WOODEN SEAT**
- (71) Applicant: **Prostoria d.o.o.**, Sveti Kriz Zacretje (HR)
- (72) Inventor: **Simon Morasi Pipercic**, Novi Marof (HR)
- (73) Assignee: **Prostoria d.o.o.**, Sveti Kriz Zacretje (HR)
- (**) Term: **15 Years**

D333,739	S	*	3/1993	Yeh	D6/379
D397,880	S	*	9/1998	Saul	D6/379
D413,029	S	*	8/1999	Caruso	D6/374
D739,663	S	*	9/2015	Yuglich	D6/380
D822,399	S	*	7/2018	Radeljkovic	D6/381
D836,358	S	*	12/2018	Starck	D6/374
D841,354	S	*	2/2019	Rassat	D6/376
D863,805	S	*	10/2019	Jones	D6/374
D898,401	S	*	10/2020	Tabuchi	D6/376
D932,204	S	*	10/2021	Hiyoshi	D6/380
D966,724	S	*	10/2022	Bjerre-Poulsen	D6/334

- (21) Appl. No.: **29/848,131**
- (22) Filed: **Jul. 29, 2022**

Related U.S. Application Data

- (62) Division of application No. 35/510,538, filed on Sep. 21, 2020 (U.S. filing date under 35 U.S.C. 384), and having an international filing date of Sep. 21, 2020, now Pat. No. Des. 962,665.

- (51) **LOC (14) Cl.** **06-01**
- (52) **U.S. Cl.**
USPC **D6/380**

- (58) **Field of Classification Search**
USPC D6/334, 335, 374, 376, 379-380
CPC A47C 3/00; A47C 7/00; A47C 7/02; A47C 7/04; A47C 7/14; A47C 7/16; A47C 7/18; A47C 7/40
See application file for complete search history.

- (56) **References Cited**

U.S. PATENT DOCUMENTS

D174,472	S	*	4/1955	Roth	D6/374
4,549,764	A	*	10/1985	Haedo	A47C 7/445 297/301.1

OTHER PUBLICATIONS

Vintage plywood school chair—Design Market <https://www.design-market.us/250194-vintage-plywood-school-chair.html?redirected=true> retrieved from the internet on Mar. 18, 2024.*

* cited by examiner

Primary Examiner — Mary Ann Calabrese
(74) *Attorney, Agent, or Firm* — Myers Wolin, LLC


(57) **CLAIM**

The ornamental design for a chair with wooden seat, as shown and described.

DESCRIPTION

FIG. 1 is a bottom plan view of a chair with wooden seat showing my new design;
FIG. 2 a front, left side perspective view thereof;
FIG. 3 is a rear elevation view thereof;
FIG. 4 is a left side elevation view thereof;
FIG. 5 is a top plan view thereof; and,
FIG. 6 is a front elevation view thereof.

1 Claim, 6 Drawing Sheets






FIG. 1



FIG. 2




FIG. 3



FIG. 4




FIG. 5



FIG. 6