



US00D713256S

(12) **United States Design Patent**  
**Perez-Cabrera**

(10) **Patent No.:** **US D713,256 S**

(45) **Date of Patent:** **\*\* Sep. 16, 2014**

(54) **LIQUOR BOTTLE**

(71) Applicant: **Compania Vidriera, S.A. de C.V.**,  
Nuevo Leon (MX)

(72) Inventor: **Fernando Perez-Cabrera**, Jalisco (MX)

(73) Assignee: **Compania Vidriera, S.A. de C.V.**,  
Nuevo Leon (MX)

(\*\*) Term: **14 Years**

(21) Appl. No.: **29/465,344**

(22) Filed: **Aug. 27, 2013**

(30) **Foreign Application Priority Data**

May 9, 2013 (MX) ..... MX/f/2013/001227

(51) **LOC (10) Cl.** ..... **09-01**

(52) **U.S. Cl.**  
USPC ..... **D9/546**

(58) **Field of Classification Search**  
CPC ..... B65D 1/00; B65D 1/02; B65D 1/0207;  
B65D 1/0223  
USPC ..... D9/516, 530, 541-544, 546, 559-560,  
D9/566, 568, 572-575, 582, 686-687,  
D9/693-694; D7/300, 300.1, 598;  
215/379, 381-382; 220/660, 662, 669,  
220/675

See application file for complete search history.

(56) **References Cited**

**U.S. PATENT DOCUMENTS**

D91,366 S \* 1/1934 Piazzoli ..... D9/560  
D100,424 S \* 7/1936 Guerlain ..... D9/546

D202,383 S \* 9/1965 Du Pree ..... D9/544  
D301,838 S \* 6/1989 Miyakawa ..... D9/560  
D531,911 S \* 11/2006 Lloyd ..... D9/546  
D544,361 S \* 6/2007 Cordes ..... D9/544  
D622,608 S \* 8/2010 Sansevero ..... D9/616  
D633,806 S \* 3/2011 Lecoule ..... D9/559  
D655,612 S \* 3/2012 Oge-Nichols ..... D9/559  
D664,440 S \* 7/2012 Gonzalez Rodriguez ..... D9/544  
D674,288 S \* 1/2013 Gieske ..... D9/600  
D681,474 S \* 5/2013 Gieske ..... D9/573  
D682,704 S \* 5/2013 Reynolds ..... D9/559  
D682,705 S \* 5/2013 Reynolds ..... D9/559  
D694,115 S \* 11/2013 Gieske ..... D9/600  
D697,419 S \* 1/2014 Gieske ..... D9/559

\* cited by examiner

*Primary Examiner* — Ian Simmons

*Assistant Examiner* — Dana L Meyrow

(74) *Attorney, Agent, or Firm* — Abelman, Frayne & Schwab

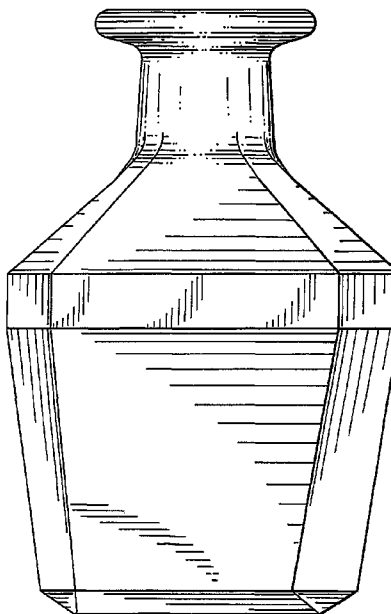
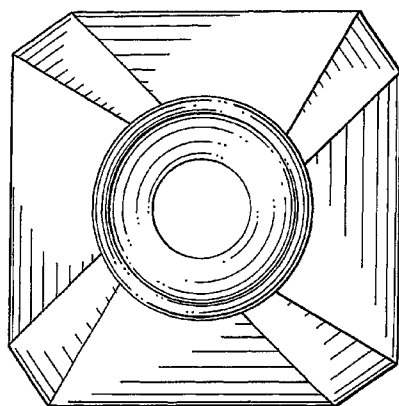
(57) **CLAIM**

The ornamental design for a liquor bottle, as shown and described.

**DESCRIPTION**

FIG. 1 is a front and side perspective view showing my new liquor bottle design;  
FIG. 2 is a top plan view thereof;  
FIG. 3 is a rear elevational view thereof; and,  
FIG. 4 is a bottom plan view thereof.  
The broken lines in the drawings illustrate the portions of the design that form no part of the claim.

**1 Claim, 4 Drawing Sheets**



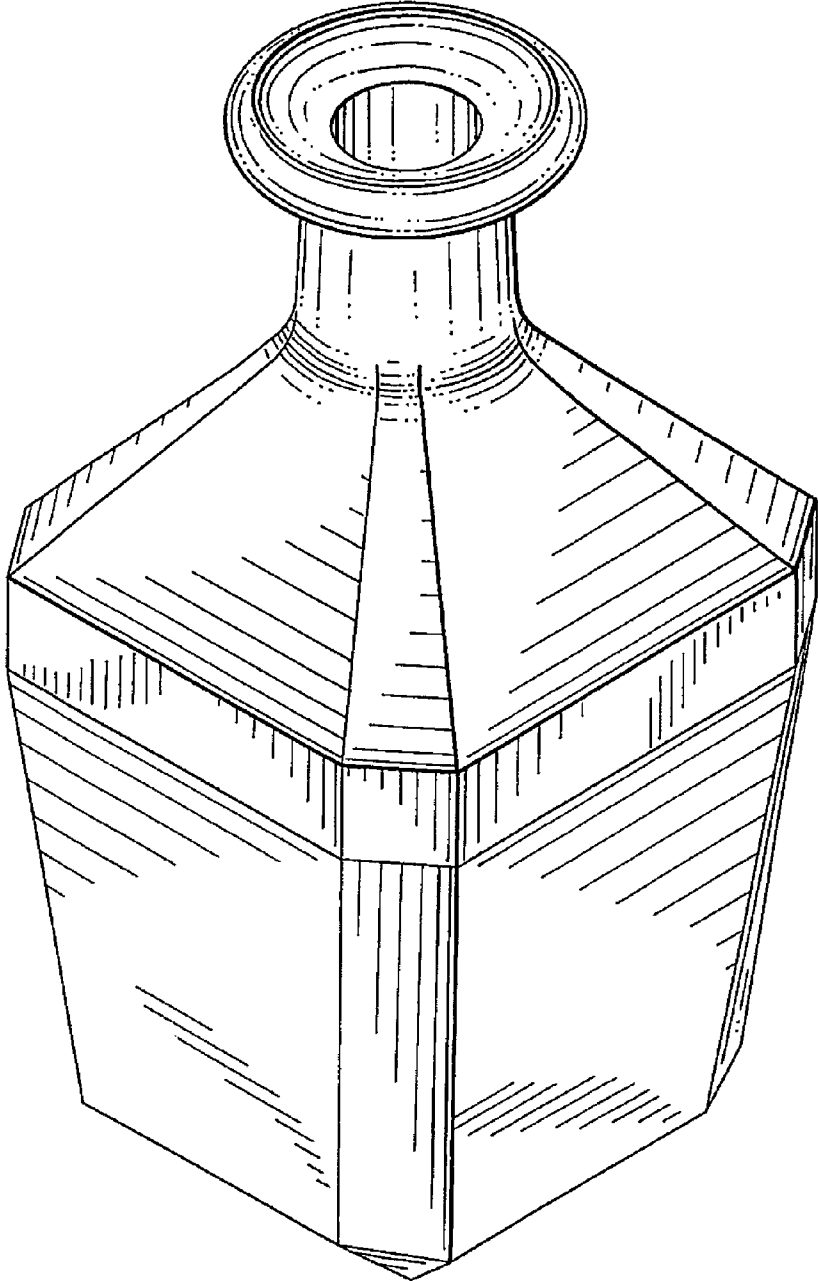


FIG. 1

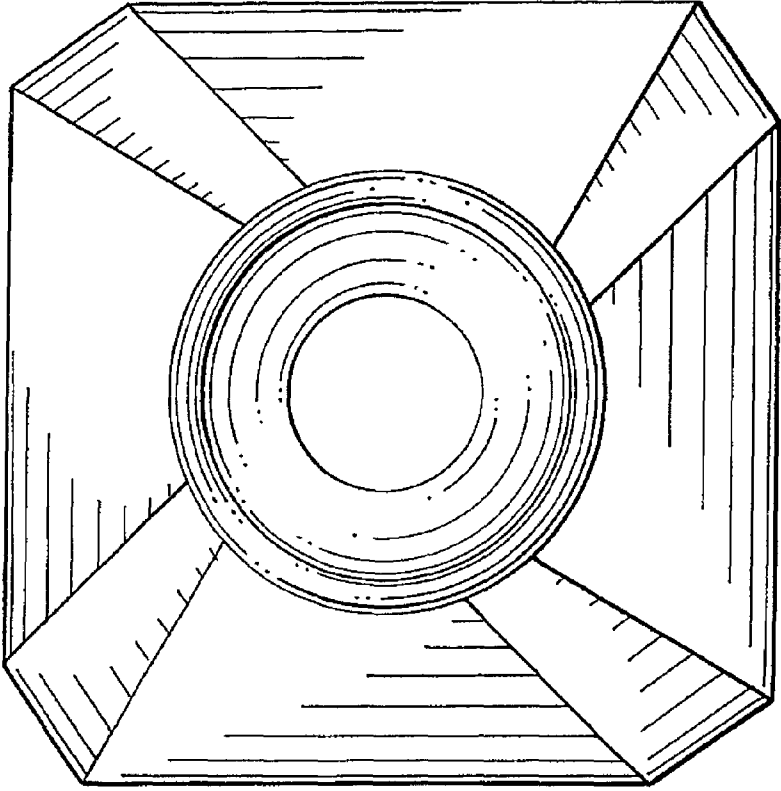


FIG. 2

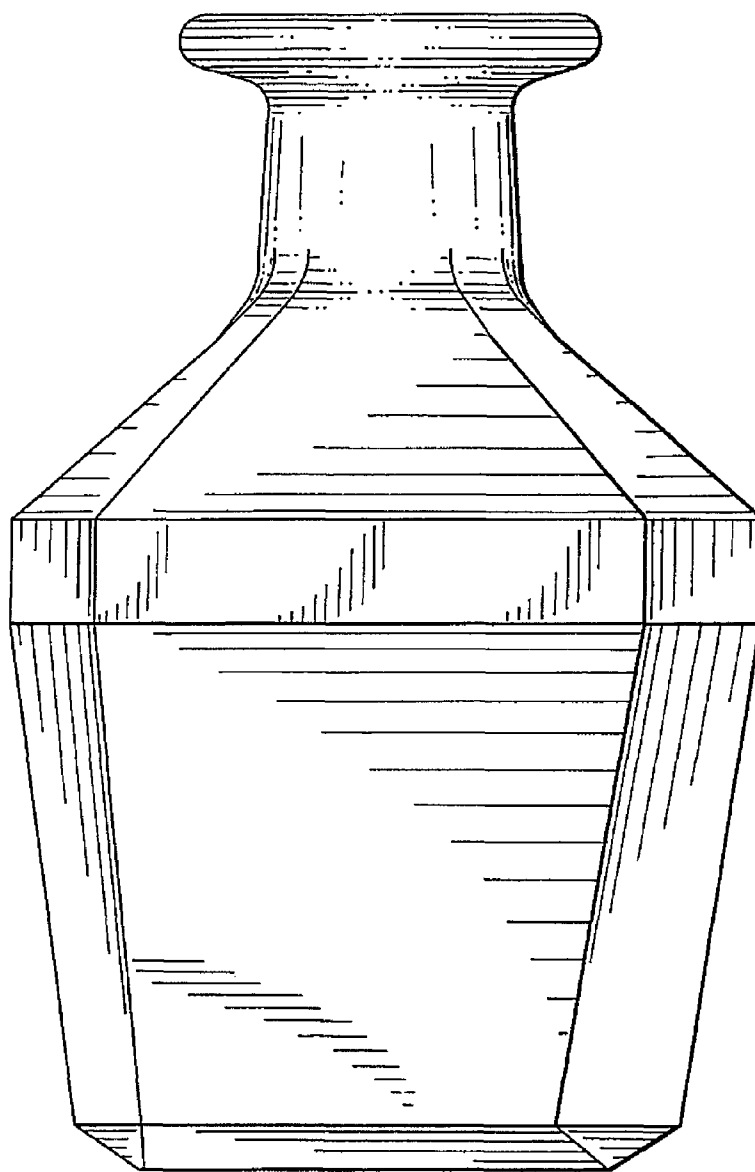


FIG. 3

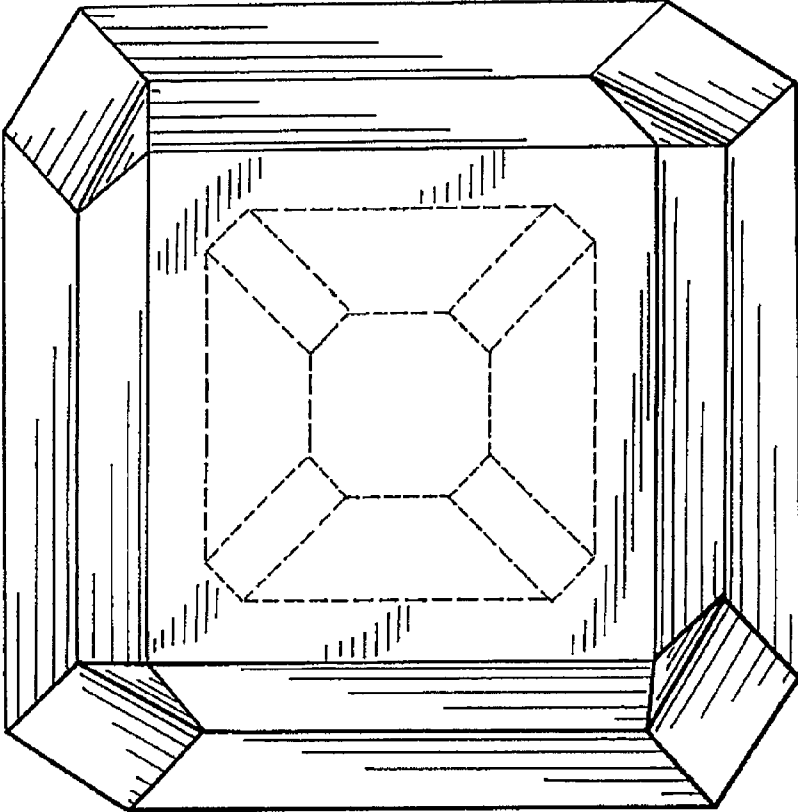


FIG. 4