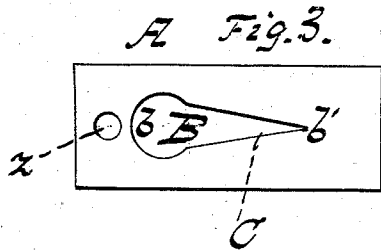
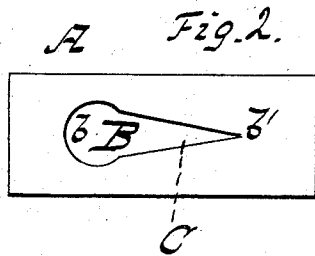
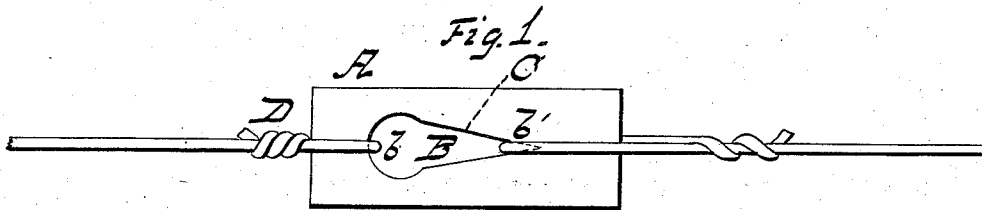


(No Model.)

I. A. KILMER.
Bale Tie.

No. 242,655.

Patented June 7, 1881.



WITNESSES
S. C. Bates
Philip Masi.

INVENTOR
Irving A. Kilmer
by *Anderson & Smith*
his ATTORNEYS

UNITED STATES PATENT OFFICE

IRVING A. KILMER, OF SCHENECTADY, NEW YORK.

BALE-TIE.

SPECIFICATION forming part of Letters Patent No. 242,655, dated June 7, 1881.

Application filed April 23, 1881. (No model.)

To all whom it may concern:

Be it known that I, IRVING A. KILMER, a citizen of the United States, resident at Schenectady, in the county of Schenectady and State of New York, have invented certain new and useful Improvements in Bale-Ties; and I do hereby declare the following to be a full, clear, and exact description of the invention, such as will enable others skilled in the art to which it appertains to make and use the same, reference being had to the accompanying drawings, and to letters or figures of reference marked thereon, which form a part of this specification.

Figure 1 represents the head applied to the wire; Fig. 2, the head separate; Fig. 3, a modification.

This invention relates to improvements in bale-ties.

The invention consists in a tie or head having through it a slot in which the edges at one end come in together, as hereinafter set forth.

In the annexed drawings, A represents a head, preferably flat, as shown. Through this is cut the slot B. This slot is enlarged at its end *b*, so as to afford a ready entry of the wire. At the end *b'* the edges C of the slot come in

together, being somewhat V or wedge shaped, so that as the wire slips down there it is caught and held firm. The stationary end of the wire D is slipped through the slot B, and being twisted securely is held at the larger end, *b*, as shown. The wire is then passed about the bale, slipped at its other end through the slot B, and turned under the main wire. When the bale is released this end is drawn into the end *b'* of the slot and held tight, the closed-in edges gripping in on it firmly.

If desired, a separate hole, *z*, may be made for the stationary end D.

I claim—

A buckle for bale-ties, having an elongated slot rounded at one and forming an acute angle at the other end, which latter not only holds but clutches the wire on expansion of the bale, substantially as described.

In testimony whereof I affix my signature in presence of two witnesses.

IRVING A. KILMER.

Witnesses:

T. S. KILMER,
H. SEYMOUR.