



(86) **Date de dépôt PCT/PCT Filing Date:** 2015/05/05
(87) **Date publication PCT/PCT Publication Date:** 2015/11/12
(85) **Entrée phase nationale/National Entry:** 2016/10/27
(86) **N° demande PCT/PCT Application No.:** US 2015/029240
(87) **N° publication PCT/PCT Publication No.:** 2015/171610
(30) **Priorités/Priorities:** 2014/05/05 (US61/988,710);
2015/02/27 (US62/121,800)

(51) **Cl.Int./Int.Cl. C07D 265/36** (2006.01),
A61K 31/353 (2006.01), **A61K 31/435** (2006.01),
A61K 31/536 (2006.01), **A61K 31/5415** (2006.01),
A61P 31/04 (2006.01), **A61P 31/10** (2006.01),
A61P 35/00 (2006.01), **A61P 37/00** (2006.01),
C07D 215/58 (2006.01), **C07D 279/16** (2006.01),
C07D 311/22 (2006.01), **C07D 401/12** (2006.01),
C07D 413/12 (2006.01), **C07D 417/12** (2006.01)

(71) **Demandeur/Applicant:**
LYCERA CORPORATION, US

(72) **Inventeurs/Inventors:**
AICHER, THOMAS DANIEL, US;
TAYLOR, CLARKE B., US;

(54) **Titre : SULFONAMIDE DE TETRAHYDROQUINOLINE ET COMPOSES APPARENTES DESTINES A SERVIR D'AGONISTES DE RORY ET POUR LE TRAITEMENT DE MALADIES**
(54) **Title: TETRAHYDROQUINOLINE SULFONAMIDE AND RELATED COMPOUNDS FOR USE AS AGONISTS OF RORY AND THE TREATMENT OF DISEASE**

(57) **Abrégé/Abstract:**

The invention provides tetrahydroquinoline sulfonamide compounds, tetrahydronaphthalene sulfonyl compounds, and related compounds, pharmaceutical compositions, methods of promoting RORy activity, methods of increasing the amount of IL-17 in a subject, and methods of treating cancer and other medical disorders using such compounds.



(72) **Inventeurs(suite)/Inventors(continued):** VANHUIS, CHAD A., US

(74) **Agent:** GOWLING WLG (CANADA) LLP

(12) INTERNATIONAL APPLICATION PUBLISHED UNDER THE PATENT COOPERATION TREATY (PCT)

(19) World Intellectual Property
Organization
International Bureau(43) International Publication Date
12 November 2015 (12.11.2015)

WIPO | PCT

(10) International Publication Number
WO 2015/171610 A3

(51) International Patent Classification:

C07D 265/36 (2006.01) A61P 31/10 (2006.01)
 C07D 215/58 (2006.01) A61P 35/00 (2006.01)
 C07D 401/12 (2006.01) A61P 37/00 (2006.01)
 C07D 413/12 (2006.01) A61K 31/536 (2006.01)
 C07D 417/12 (2006.01) A61K 31/435 (2006.01)
 C07D 311/22 (2006.01) A61K 31/353 (2006.01)
 C07D 279/16 (2006.01) A61K 31/5415 (2006.01)
 A61P 31/04 (2006.01)

(21) International Application Number:

PCT/US2015/029240

(22) International Filing Date:

5 May 2015 (05.05.2015)

(25) Filing Language:

English

(26) Publication Language:

English

(30) Priority Data:

61/988,710 5 May 2014 (05.05.2014) US
 62/121,800 27 February 2015 (27.02.2015) US

(71) Applicant: LYCERA CORPORATION [US/US]; 2800
Plymouth Road, Nerc, Building 26, Ann Arbor, MI 48109
(US).(72) Inventors: AICHER, Thomas, Daniel; 514 Burswood
Court, Ann Arbor, MI 48103 (US). TAYLOR, Clarke, B.;
447 Manor Drive, Ann Arbor, MI 48105 (US). VANHUIS,
Chad, A.; 13599 Hyde Road, Hartland, MI 48353 (US).(74) Agents: DAVIS, Chad, E. et al.; Goodwin Procter LLP,
Exchange Place, Boston, MA 02109 (US).(81) Designated States (*unless otherwise indicated, for every
kind of national protection available*): AE, AG, AL, AM,
AO, AT, AU, AZ, BA, BB, BG, BH, BN, BR, BW, BY,
BZ, CA, CH, CL, CN, CO, CR, CU, CZ, DE, DK, DM,
DO, DZ, EC, EE, EG, ES, FI, GB, GD, GE, GH, GM, GT,
HN, HR, HU, ID, IL, IN, IR, IS, JP, KE, KG, KN, KP, KR,
KZ, LA, LC, LK, LR, LS, LU, LY, MA, MD, ME, MG,
MK, MN, MW, MX, MY, MZ, NA, NG, NI, NO, NZ, OM,
PA, PE, PG, PH, PL, PT, QA, RO, RS, RU, RW, SA, SC,
SD, SE, SG, SK, SL, SM, ST, SV, SY, TH, TJ, TM, TN,
TR, TT, TZ, UA, UG, US, UZ, VC, VN, ZA, ZM, ZW.(84) Designated States (*unless otherwise indicated, for every
kind of regional protection available*): ARIPO (BW, GH,
GM, KE, LR, LS, MW, MZ, NA, RW, SD, SL, ST, SZ,
TZ, UG, ZM, ZW), Eurasian (AM, AZ, BY, KG, KZ, RU,
TJ, TM), European (AL, AT, BE, BG, CH, CY, CZ, DE,
DK, EE, ES, FI, FR, GB, GR, HR, HU, IE, IS, IT, LT, LU,
LV, MC, MK, MT, NL, NO, PL, PT, RO, RS, SE, SI, SK,
SM, TR), OAPI (BF, BJ, CF, CG, CI, CM, GA, GN, GQ,
GW, KM, ML, MR, NE, SN, TD, TG).

Published:

- with international search report (Art. 21(3))
- before the expiration of the time limit for amending the
claims and to be republished in the event of receipt of
amendments (Rule 48.2(h))

(88) Date of publication of the international search report:

17 March 2016

(54) Title: TETRAHYDROQUINOLINE SULFONAMIDE AND RELATED COMPOUNDS FOR USE AS AGONISTS OF RORY
AND THE TREATMENT OF DISEASE(57) Abstract: The invention provides tetrahydroquinoline sulfonamide compounds, tetrahydronaphthalene sulfonyl compounds,
and related compounds, pharmaceutical compositions, methods of promoting RORY activity, methods of increasing the amount of
IL-17 in a subject, and methods of treating cancer and other medical disorders using such compounds.

WO 2015/171610 A3

DEMANDE OU BREVET VOLUMINEUX

LA PRÉSENTE PARTIE DE CETTE DEMANDE OU CE BREVET COMPREND PLUS D'UN TOME.

CECI EST LE TOME 1 DE 2
CONTENANT LES PAGES 1 À 373

NOTE : Pour les tomes additionels, veuillez contacter le Bureau canadien des brevets

JUMBO APPLICATIONS/PATENTS

THIS SECTION OF THE APPLICATION/PATENT CONTAINS MORE THAN ONE VOLUME

THIS IS VOLUME 1 OF 2
CONTAINING PAGES 1 TO 373

NOTE: For additional volumes, please contact the Canadian Patent Office

NOM DU FICHER / FILE NAME :

NOTE POUR LE TOME / VOLUME NOTE:

- 1 -

**TETRAHYDROQUINOLINE SULFONAMIDE AND RELATED
COMPOUNDS FOR USE AS AGONISTS OF ROR γ AND THE
TREATMENT OF DISEASE**

CROSS-REFERENCE TO RELATED APPLICATIONS

[0001] This application claims the benefit of and priority to United States Provisional
5 Patent Application serial number 61/988,710, filed May 5, 2014, and United States Provisional
Patent Application serial number 62/121,800, filed February 27, 2015; the contents of each of
which are hereby incorporated by reference

FIELD OF THE INVENTION

[0002] The invention provides tetrahydroquinoline sulfonamide compounds,
tetrahydronaphthalene sulfonyl compounds, and related compounds (collectively
10 “tetrahydroquinolinyl and related compounds”), methods of promoting ROR γ activity and/or
increasing the amount of IL-17 in a subject, and therapeutic uses of the tetrahydroquinolinyl
and related compounds, such as treating medical conditions in which activation of immune
response is beneficial.

BACKGROUND

[0003] Retinoid-related orphan receptors (ROR) are reported to have an important role
15 in numerous biological processes. See, for example, Dussault *et al.* in *Mech. Dev.* (1998) vol.
70, 147–153; and Andre *et al.* in *EMBO J.* (1998) vol. 17, 3867–3877. Scientific investigations
relating to each of retinoid-related orphan receptors ROR α , ROR β , and ROR γ have been
described in the literature. See, for example, Hirose *et al.* in *Biochem. Biophys. Res. Commun.*
(1994) vol. 205, 1976–1983; Giguere *et al.* in *Genes. Dev.* (1994) vol. 8, 538–553; Medvedev
20 *et al.* in *Gene* (1996) vol. 181, 199–206; Ortiz *et al.* in *Mol. Endocrinol.* (1995) vol. 9, 1679–
1691; and A.M. Jetten in *Curr Drug Targets Inflamm Allergy* (2004) vol. 3, 395-412).
Continuing research in this field is spurred by the promise of developing new therapeutic
agents to treat medical disorders associated with retinoid-related orphan receptor activity.

- 2 -

[0004] ROR γ has been reported to be expressed in high concentration in various tissues, such as thymus, kidney, liver, muscle, and certain fat tissue. See, for example, Hirose *et al.* in *Biochem. Biophys. Res. Commun.* (1994) vol. 205, 1976–1983; Medvedev *et al.* in *Gene* (1996) vol. 181, 199–206; Ortiz *et al.* in *Mol. Endocrinol.* (1995) vol. 9, 1679–1691; and He *et al.* in
5 *Immunity* (1998) vol. 9, 797–806. Two isoforms of ROR γ have been identified and are referred to as γ 1 and γ 2 (also referred to as ROR γ t). See, for example, He *et al.* in *Immunity* (1998) vol. 9, 797–806. Expression of the γ 2 isoform has been reported to appear in, for example, double-positive thymocytes. See, for example, He *et al.* in *Immunity* (1998) vol. 9, 797–806; and
10 Villey *et al.* in *Eur. J. Immunol.* (1999) vol. 29, 4072–4080. ROR γ t plays a critical role in regulating differentiation of Th17 cells, a subset of T helper lymphocytes. See, for example, Ivanov *et al.* in *Cell* (2006) vol. 126, 1121–1133. Th17 cells are important for recruiting tumor-killing cytotoxic CD8+ T cells and natural killer cells into the tumor microenvironment. The level of Th17 cells correlated positively with patient survival or slower disease progression in certain cancers. See, for example, Kryczek *et al.* in *Blood* (2009) vol 114, 1141–1149; and
15 Sfanos *et al.* in *Clinical Cancer Research* (2008) vol 14, 3254–3261. Compounds capable of enhancing ROR γ t activity are thus contemplated to provide a therapeutic benefit in the treatment of cancer.

[0005] Cancer continues to be a significant health problem despite the substantial research efforts and scientific advances reported in the literature for treating this disease. Some
20 of the most frequently diagnosed cancers include prostate cancer, breast cancer, and lung cancer. Prostate cancer is the most common form of cancer in men. Breast cancer remains a leading cause of death in women. Current treatment options for these cancers are not effective for all patients and/or can have substantial adverse side effects.

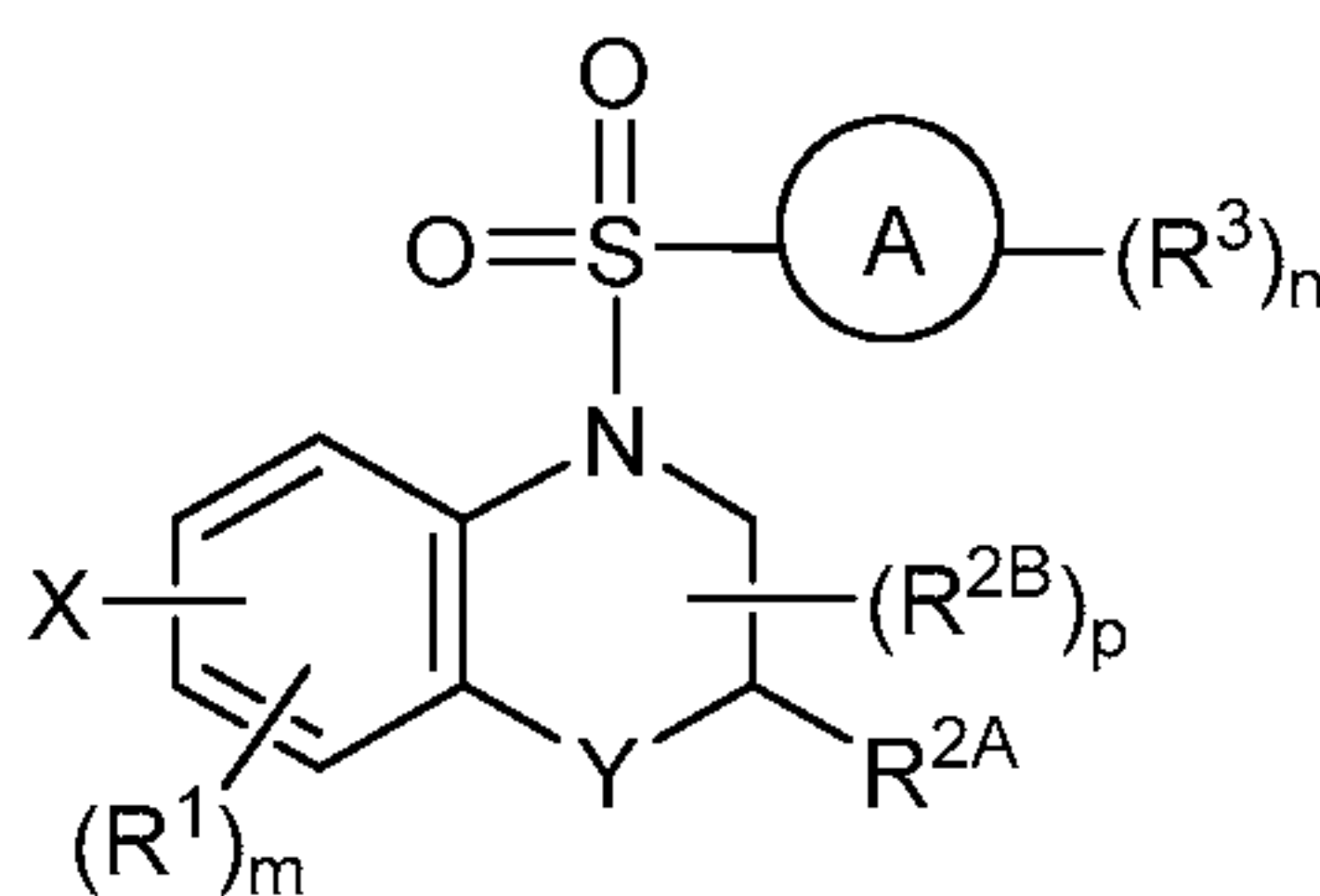
[0006] Accordingly, a need exists for improved treatments for cancer. The present
25 invention addresses this need and provides other related advantages.

SUMMARY

[0007] The invention provides tetrahydroquinoline sulfonamide compounds, tetrahydronaphthalene sulfonyl compounds, and related compounds (collectively “tetrahydroquinolinyl and related compounds”), pharmaceutical compositions, methods of promoting ROR γ activity and/or increasing the amount of IL-17 in a subject, and methods of

- 3 -

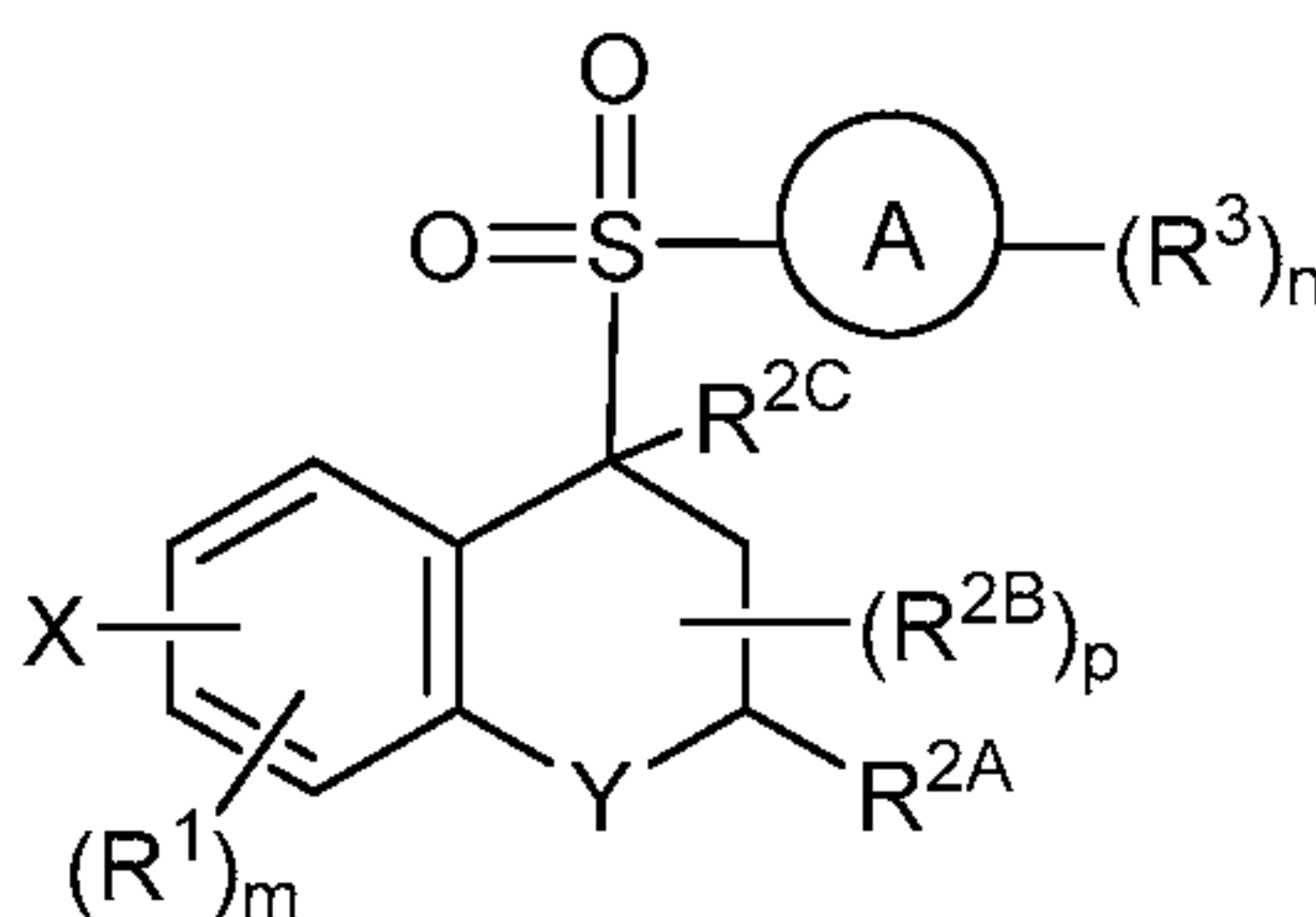
treating various medical disorders using such compounds. In particular, one aspect of the invention provides a collection of tetrahydroquinoline sulfonamide and related compounds, such as a compound represented by Formula I:



5

(I)

or a pharmaceutically acceptable salt thereof; wherein the variables are as defined in the detailed description. Another aspect of the invention provides a collection of tetrahydronaphthalene sulfonyl compounds, such as a compound represented by Formula II:



10

(II)

or a pharmaceutically acceptable salt thereof; wherein the variables are as defined in the detailed description. Further description of additional collections of tetrahydroquinoline sulfonamide, tetrahydronaphthalene sulfonyl, and related compounds are described in the detailed description.

15 **[0008]** Another aspect of the invention provides a method of treating a subject suffering from a medical disorder. The method comprises administering to the subject a therapeutically effective amount of one or more tetrahydroquinolinyl or related compounds described herein, *e.g.*, a compound of Formula I, I-1, I-A, I-B, II, II-1, II-A, or II-B. A large number of disorders can be treated using the tetrahydroquinolinyl and related compounds described herein. For
20 example, the compounds described herein can be used to treat cancer, a bacterial infection, a fungal infection, or an immune deficiency disorder.

- 4 -

[0009] Another aspect of the invention provides a method of promoting the activity of ROR γ . The method comprises exposing a ROR γ to an effective amount of one or more tetrahydroquinolinyll or related compounds described herein, *e.g.*, a compound of Formula I, I-1, I-A, I-B, II, II-1, II-A, or II-B, or a pharmaceutical composition described herein.

5 [00010] Another aspect of the invention provides a method of increasing the amount of IL-17 in a subject. The method comprises administering to a subject an effective amount of one or more tetrahydroquinolinyll or related compounds described herein, *e.g.*, a compound of Formula I, I-1, I-A, I-B, II, II-1, II-A, or II-B, or a pharmaceutical composition described herein, to increase the amount of IL-17 in the subject.

DETAILED DESCRIPTION

10 [00011] The invention provides tetrahydroquinolinyll and related compounds, pharmaceutical compositions, methods of promoting ROR γ activity and/or increasing the amount of IL-17 in a subject, and therapeutic uses of the tetrahydroquinolinyll and related compounds. The practice of the present invention employs, unless otherwise indicated, conventional techniques of organic chemistry, pharmacology, molecular biology (including
15 recombinant techniques), cell biology, biochemistry, and immunology. Such techniques are explained in the literature, such as in “Comprehensive Organic Synthesis” (B.M. Trost & I. Fleming, eds., 1991-1992); “Handbook of experimental immunology” (D.M. Weir & C.C. Blackwell, eds.); “Current protocols in molecular biology” (F.M. Ausubel *et al.*, eds., 1987, and periodic updates); and “Current protocols in immunology” (J.E. Coligan *et al.*, eds., 1991),
20 each of which is herein incorporated by reference in its entirety.

[00012] Various aspects of the invention are set forth below in sections; however, aspects of the invention described in one particular section are not to be limited to any particular section. Further, when a variable is not accompanied by a definition, the previous definition of the variable controls.

25 Definitions

[00013] The terms used herein have their ordinary meaning and the meaning of such terms is independent at each occurrence thereof. That notwithstanding and except where stated otherwise, the following definitions apply throughout the specification and claims. Chemical names, common names, and chemical structures may be used interchangeably to describe the

- 5 -

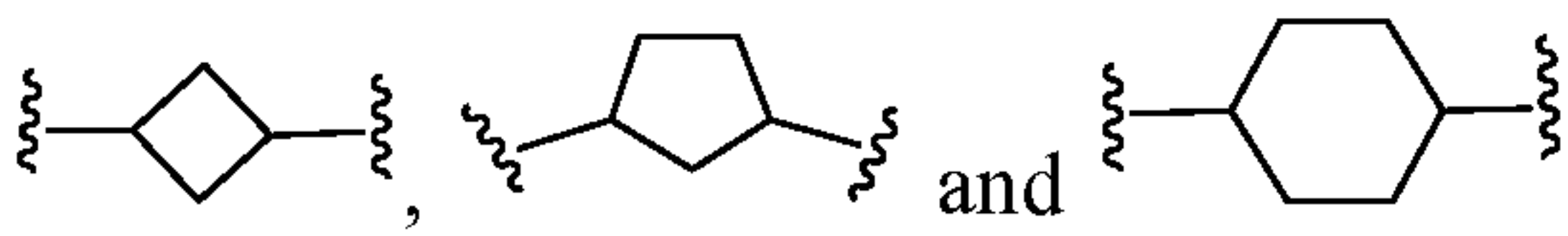
same structure. If a chemical compound is referred to using both a chemical structure and a chemical name, and an ambiguity exists between the structure and the name, the structure predominates. These definitions apply regardless of whether a term is used by itself or in combination with other terms, unless otherwise indicated. Hence, the definition of “alkyl”
 5 applies to “alkyl” as well as the “alkyl” portions of “-O-alkyl” etc.

[00014] The term “alkyl” refers to a saturated straight or branched hydrocarbon, such as a straight or branched group of 1-12, 1-10, or 1-6 carbon atoms, referred to herein as C₁-C₁₂ alkyl, C₁-C₁₀ alkyl, and C₁-C₆ alkyl, respectively. Exemplary alkyl groups include, but are not limited to, methyl, ethyl, propyl, isopropyl, 2-methyl-1-propyl, 2-methyl-2-propyl, 2-methyl-1-
 10 butyl, 3-methyl-1-butyl, 2-methyl-3-butyl, 2,2-dimethyl-1-propyl, 2-methyl-1-pentyl, 3-methyl-1-pentyl, 4-methyl-1-pentyl, 2-methyl-2-pentyl, 3-methyl-2-pentyl, 4-methyl-2-pentyl, 2,2-dimethyl-1-butyl, 3,3-dimethyl-1-butyl, 2-ethyl-1-butyl, butyl, isobutyl, t-butyl, pentyl, isopentyl, neopentyl, hexyl, heptyl, octyl, etc.

[00015] The term “alkylene” refers to a diradical of an alkyl group. Exemplary alkylene
 15 groups include -CH₂-, -CH₂CH₂-, and -CH₂C(H)(CH₃)CH₂-.

[00016] The term “cycloalkyl” refers to a monovalent saturated cyclic, bicyclic, or bridged cyclic (e.g., adamantyl) hydrocarbon group of 3-12, 3-8, 4-8, or 4-6 carbons, referred to herein, e.g., as “C₃-C₆ cycloalkyl,” derived from a cycloalkane. Exemplary cycloalkyl groups include cyclohexyl, cyclopentyl, cyclobutyl, and cyclopropyl.

20 **[00017]** The term “cycloalkylene” refers to a diradical of a cycloalkyl group. Exemplary

cycloalkylene groups include  and .

[00018] The term “haloalkyl” refers to an alkyl group that is substituted with at least one halogen. Exemplary haloalkyl groups include -CH₂F, -CHF₂, -CF₃, -CH₂CF₃, -CF₂CF₃, and the like.

25 **[00019]** The term “hydroxyalkyl” refers to an alkyl group that is substituted with at least one hydroxyl. Exemplary hydroxyalkyl groups include -CH₂CH₂OH, -C(H)(OH)CH₃, -CH₂C(H)(OH)CH₂CH₂OH, and the like.

- 6 -

[00020] The term “aralkyl” refers to an alkyl group substituted with an aryl group.

Exemplary aralkyl groups include  and .

[00021] The term “heteroaralkyl” refers to an alkyl group substituted with a heteroaryl group.

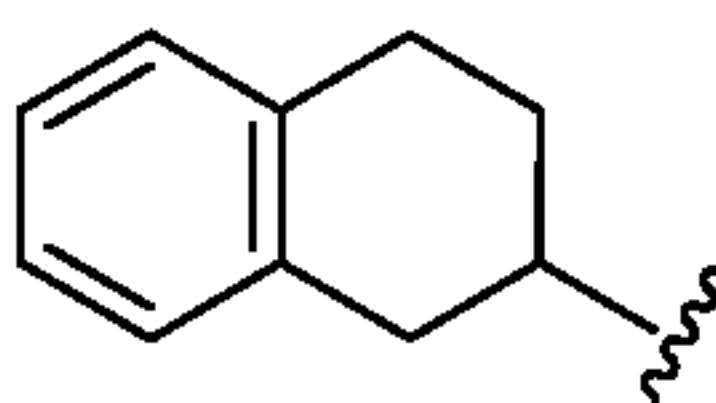
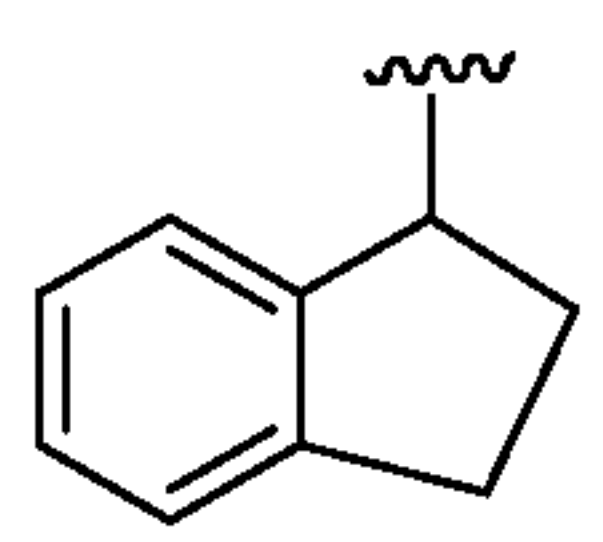
5 **[00022]** The terms “alkenyl” and “alkynyl” are art-recognized and refer to unsaturated aliphatic groups analogous in length and possible substitution to the alkyls described above, but that contain at least one double or triple bond respectively.

[00023] The term “aryl” is art-recognized and refers to a carbocyclic aromatic group. Representative aryl groups include phenyl, naphthyl, anthracenyl, and the like. Unless
10 specified otherwise, the aromatic ring may be substituted at one or more ring positions with, for example, halogen, azide, alkyl, aralkyl, alkenyl, alkynyl, cycloalkyl, hydroxyl, alkoxy, amino, nitro, sulfhydryl, imino, amido, carboxylic acid, -C(O)alkyl, -CO₂alkyl, carbonyl, carboxyl, alkylthio, sulfonyl, sulfonamido, sulfonamide, ketone, aldehyde, ester, heterocyclyl, aryl or
15 heteroaryl moieties, -CF₃, -CN, or the like. The term “aryl” also includes polycyclic aromatic ring systems having two or more carbocyclic rings in which two or more carbons are common to two adjoining rings (the rings are “fused rings”) wherein all of the fused rings are aromatic rings, *e.g.*, in a naphthyl group.

[00024] The term “phenylene” refers to a multivalent radical (*e.g.*, a divalent or trivalent radical) of benzene. To illustrate, a divalent valent radical of benzene is illustrated by the

20 formula .

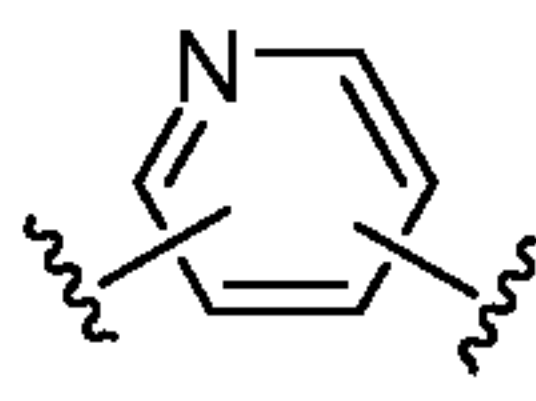
[00025] The term “partially unsaturated bicyclic carbocyclyl” refers to a bicyclic carbocyclic group that comprises at least one carbon-carbon double bond between ring carbon atoms and at least one ring in the bicyclic carbocyclic group is not aromatic. Representative examples of a partially unsaturated bicyclic carbocyclyl include, for example:

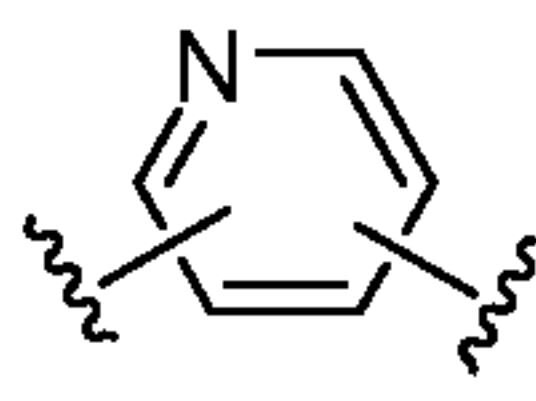
25  and .

- 7 -

[00026] The term “heteroaryl” is art-recognized and refers to aromatic groups that include at least one ring heteroatom. In certain instances, a heteroaryl group contains 1, 2, 3, or 4 ring heteroatoms (e.g., O, N, and S). Representative examples of heteroaryl groups include pyrrolyl, furanyl, thiophenyl, imidazolyl, oxazolyl, thiazolyl, triazolyl, pyrazolyl, pyridinyl, 5 pyrazinyl, pyridazinyl and pyrimidinyl, and the like. Unless specified otherwise, the heteroaryl ring may be substituted at one or more ring positions with, for example, halogen, azide, alkyl, aralkyl, alkenyl, alkynyl, cycloalkyl, hydroxyl, alkoxy, amino, nitro, sulfhydryl, imino, amido, carboxylic acid, -C(O)alkyl, -CO₂alkyl, carbonyl, carboxyl, alkylthio, sulfonyl, sulfonamido, sulfonamide, ketone, aldehyde, ester, heterocyclyl, aryl or heteroaryl moieties, -CF₃, -CN, or 10 the like. The term “heteroaryl” also includes polycyclic aromatic ring systems having two or more rings in which two or more ring atoms are common to two adjoining rings (the rings are “fused rings”) wherein all of the fused rings are heteroaromatic, e.g., in a naphthyridinyl group. In certain embodiments, the heteroaryl is a 5-6 membered monocyclic ring or a 9-10 membered bicyclic ring.

15 [00027] The term “heteroarylene” refers to a multi-valent (e.g., di-valent or trivalent) aromatic group that comprises at least one ring heteroatom. An exemplary “heteroarylene” is pyridinylene, which is a multi-valent radical of pyridine. For example, a divalent radical of



pyridine is illustrated by the formula . In certain embodiments, the “heteroarylene” is a divalent, 5-6 membered heteroaromatic group containing 1, 2, or 3 ring heteroatoms (e.g., 20 O, N, or S).

[00028] The terms *ortho*, *meta*, and *para* are art-recognized and refer to 1,2-, 1,3- and 1,4-disubstituted benzenes, respectively. For example, the names 1,2-dimethylbenzene and *ortho*-dimethylbenzene are synonymous.

[00029] As used herein, the terms “heterocyclic” and “heterocyclyl” represent, for 25 example, an aromatic or nonaromatic ring (e.g., a monocyclic or bicyclic ring) containing one or more heteroatoms. The heteroatoms can be the same or different from each other. Examples of heteroatoms include, but are not limited to nitrogen, oxygen and sulfur. Aromatic and nonaromatic heterocyclic rings are well-known in the art. Some nonlimiting examples of aromatic heterocyclic rings include, but are not limited to, pyridine, pyrimidine, indole, purine, 30 quinoline and isoquinoline. Nonlimiting examples of nonaromatic heterocyclic compounds

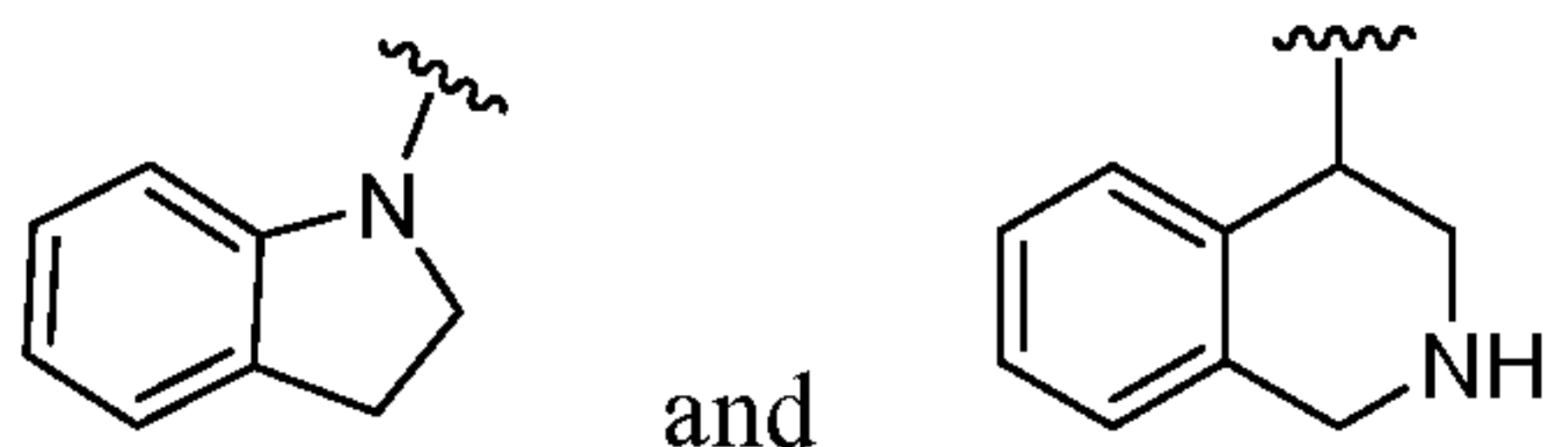
- 8 -

include, but are not limited to, piperidine, piperazine, morpholine, pyrrolidine and pyrazolidine. Examples of oxygen containing heterocyclic rings include, but are not limited to, furan, oxirane, 2*H*-pyran, 4*H*-pyran, 2*H*-chromene, benzofuran, and 2,3-dihydrobenzo[*b*][1,4]dioxine. Examples of sulfur-containing heterocyclic rings include, but are not limited to, thiophene, benzothiophene, and parathiazine. Examples of nitrogen containing rings include, but are not limited to, pyrrole, pyrrolidine, pyrazole, pyrazolidine, imidazole, imidazoline, imidazolidine, pyridine, piperidine, pyrazine, piperazine, pyrimidine, indole, purine, benzimidazole, quinoline, isoquinoline, triazole, and triazine. Examples of heterocyclic rings containing two different heteroatoms include, but are not limited to, phenothiazine, morpholine, parathiazine, oxazine, oxazole, thiazine, and thiazole. The heterocyclic ring is optionally further substituted at one or more ring positions with, for example, halogen, azide, alkyl, aralkyl, alkenyl, alkynyl, cycloalkyl, hydroxyl, alkoxy, amino, nitro, sulfhydryl, imino, amido, carboxylic acid, -C(O)alkyl, -CO₂alkyl, carbonyl, carboxyl, alkylthio, sulfonyl, sulfonamido, sulfonamide, ketone, aldehyde, ester, heterocyclyl, aryl or heteroaryl moieties, -CF₃, -CN, or the like. In certain embodiments, the heterocyclyl group is a 3-7 membered ring that, unless specified otherwise, is substituted or unsubstituted.

[00030] The term “heterocycloalkyl” refers to a saturated heterocyclyl group having, for example, 3-7 ring atoms (e.g., O, N, or S).

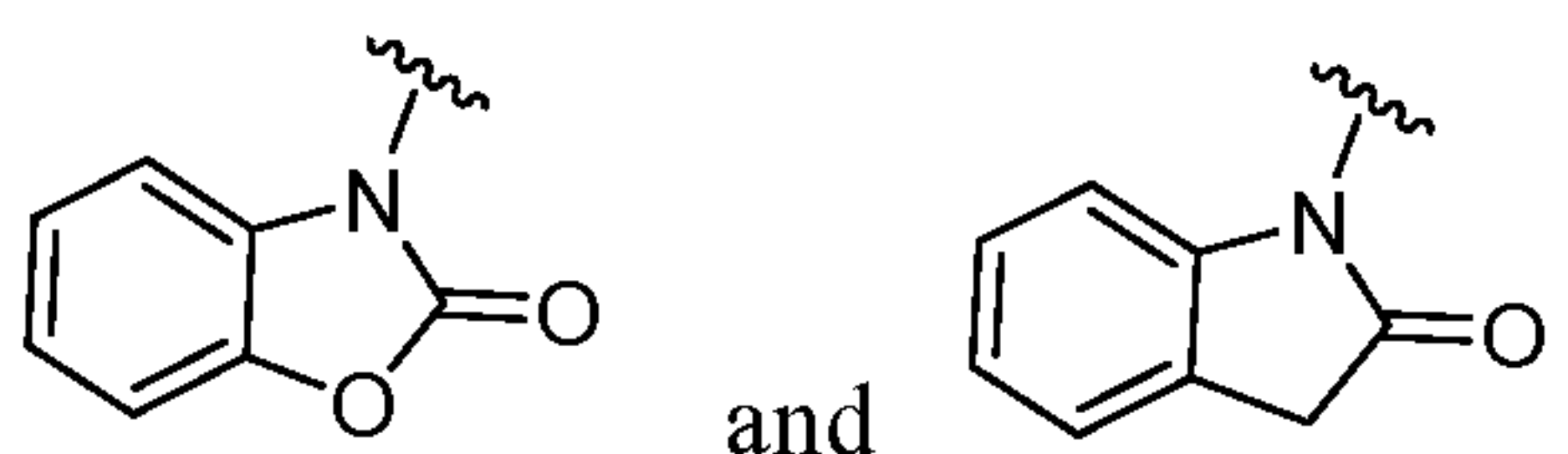
[00031] The term “heterocycloalkylene” refers to a multi-valent (e.g., di-valent or trivalent) saturated heterocyclyl group having, for example, 3-7 ring atoms. An exemplary “heterocycloalkylene” is piperidinylene, which is a multi-valent radical of piperidine. In certain embodiments, the “heterocycloalkylene” is a divalent, 5-6 membered saturated heterocyclyl containing 1 or 2 ring heteroatoms (e.g., O, N, or S).

[00032] The term “partially unsaturated bicyclic heterocyclyl” refers to a bicyclic heterocyclic group that comprises at least one double bond between ring atoms and at least one ring in the bicyclic heterocyclic group is not aromatic. Representative examples of a partially unsaturated bicyclic heterocyclyl include, for example:

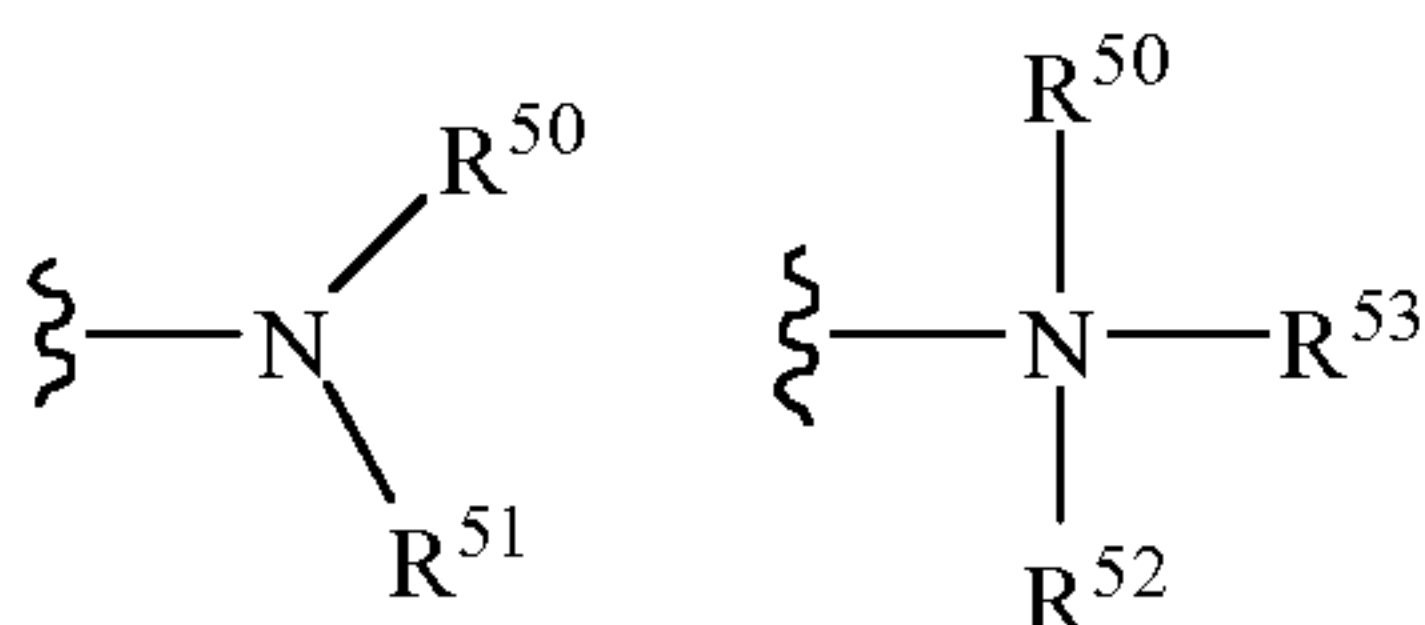


- 9 -

[00033] The term “partially unsaturated bicyclic oxo-heterocyclyl” refers to a bicyclic heterocyclic group that comprises at least one double bond between ring atoms, one oxo substituent, and at least one ring in the bicyclic heterocyclic group is not aromatic. Representative examples of a partially unsaturated bicyclic oxo-heterocyclyl include, for
5 example:



[00034] The terms “amine” and “amino” are art-recognized and refer to both unsubstituted and substituted amines, *e.g.*, a moiety that may be represented by the general formulas:



10

wherein R^{50} , R^{51} , R^{52} and R^{53} each independently represent a hydrogen, an alkyl, an alkenyl, $-(CH_2)_m-R^{61}$, or R^{50} and R^{51} , taken together with the N atom to which they are attached complete a heterocycle having from 4 to 8 atoms in the ring structure; R^{61} represents an aryl, a cycloalkyl, a cycloalkenyl, a heterocycle or a polycycle; and m is zero or an integer in the range
15 of 1 to 8. In certain embodiments, only one of R^{50} or R^{51} may be a carbonyl, *e.g.*, R^{50} , R^{51} and the nitrogen together do not form an imide. In other embodiments, R^{50} and R^{51} (and optionally R^{52}) each independently represent a hydrogen, an alkyl, an alkenyl, or $-(CH_2)_m-R^{61}$.

[00035] The terms “alkoxyl” or “alkoxy” are art-recognized and refer to an alkyl group, as defined above, having an oxygen radical attached thereto. Representative alkoxyl groups
20 include methoxy, ethoxy, propyloxy, *tert*-butoxy and the like. An “ether” is two hydrocarbons covalently linked by an oxygen. Accordingly, the substituent of an alkyl that renders that alkyl an ether is or resembles an alkoxyl, such as may be represented by one of -O-alkyl, -O-alkenyl, -O-alkynyl, and -O- $(CH_2)_m-R^{61}$, where m and R^{61} are described above.

[00036] The term “oxo” is art-recognized and refers to a “=O” substituent. For example,
25 a cyclopentane substituted with an oxo group is cyclopentanone.

[00037] The symbol “” indicates a point of attachment.

- 10 -

[00038] The term “substituted” means that one or more hydrogens on the atoms of the designated group are replaced with a selection from the indicated group, provided that the atoms’ normal valencies under the existing circumstances are not exceeded, and that the substitution results in a stable compound. Combinations of substituents and/or variables are permissible only if such combinations result in stable compounds. The terms “stable compound” or “stable structure” refer to a compound that is sufficiently robust to survive isolation to a useful degree of purity from a reaction mixture, and formulation into an efficacious therapeutic agent.

[00039] When any substituent or variable occurs more than one time in any constituent or the compound of the invention, its definition on each occurrence is independent of its definition at every other occurrence, unless otherwise indicated.

[00040] It should also be noted that any carbon as well as heteroatom with unsatisfied valences in the text, schemes, examples and tables herein is assumed to have the sufficient number of hydrogen atom(s) to satisfy the valences.

[00041] One or more compounds of the invention may exist in unsolvated as well as solvated forms with pharmaceutically acceptable solvents such as water, ethanol, and the like, and it is intended that the invention embrace both solvated and unsolvated forms. “Solvate” means a physical association of a compound of this invention with one or more solvent molecules. This physical association involves varying degrees of ionic and covalent bonding, including hydrogen bonding. In certain instances the solvate will be capable of isolation, for example when one or more solvent molecules are incorporated in the crystal lattice of the crystalline solid. “Solvate” encompasses both solution-phase and isolatable solvates. Non-limiting examples of suitable solvates include ethanlates, methanlates, and the like. “Hydrate” is a solvate wherein the solvent molecule is H₂O.

[00042] Certain compounds contained in compositions of the present invention may exist in particular geometric or stereoisomeric forms. Further, certain compounds described herein may be optically active. The present invention contemplates all such compounds, including cis- and trans-isomers, *R*- and *S*-enantiomers, diastereomers, (D)-isomers, (L)-isomers, the racemic mixtures thereof, and other mixtures thereof, as falling within the scope of the invention. The compounds may contain one or more stereogenic centers. For example, asymmetric carbon atoms may be present in a substituent such as an alkyl group. All such

- 11 -

isomers, as well as mixtures thereof, are intended to be included in this invention, such as, for example, racemic mixtures, single enantiomers, diastereomeric mixtures and individual diastereomers. Additional asymmetric centers may be present depending upon the nature of the various substituents on the molecule. Each such asymmetric center will independently produce
5 two optical isomers, and it is intended that all of the possible optical isomers, diastereomers in mixtures, and pure or partially purified compounds are included within the ambit of this invention.

[00043] Diastereomeric mixtures can be separated into their individual diastereomers on the basis of their physical chemical differences by methods known to those skilled in the art,
10 such as, for example, by chromatography and/or fractional crystallization. Enantiomers can be separated by converting the enantiomeric mixture into a diastereomeric mixture by reaction with an appropriate optically active compound (*e.g.*, chiral auxiliary such as a chiral alcohol or Mosher's acid chloride), separating the diastereomers and converting (*e.g.*, hydrolyzing) the individual diastereomers to the corresponding pure enantiomers. Alternatively, a particular
15 enantiomer of a compound of the present invention may be prepared by asymmetric synthesis. Still further, where the molecule contains a basic functional group (such as amino) or an acidic functional group (such as carboxylic acid) diastereomeric salts are formed with an appropriate optically-active acid or base, followed by resolution of the diastereomers thus formed by fractional crystallization or chromatographic means known in the art, and subsequent recovery
20 of the pure enantiomers.

[00044] Individual stereoisomers of the compounds of the invention may, for example, be substantially free of other isomers, or may be admixed, for example, as racemates or with all other, or other selected, stereoisomers. Chiral center(s) in a compound of the present invention can have the *S* or *R* configuration as defined by the *IUPAC* 1974 Recommendations. Further,
25 to the extent a compound described herein may exist as a atropisomer (*e.g.*, substituted biaryls), all forms of such atropisomer are considered part of this invention.

[00045] As used herein, the terms "subject" and "patient" are used interchangeable and refer to organisms to be treated by the methods of the present invention. Such organisms preferably include, but are not limited to, mammals (*e.g.*, murines, simians, equines, bovines,
30 porcines, canines, felines, and the like), and most preferably includes humans.

- 12 -

[00046] The term “EC₅₀” is art-recognized and refers to the concentration of a compound that is required to achieve 50% of the maximum possible activation of the target.

[00047] As used herein, the term “effective amount” refers to the amount of a compound sufficient to effect beneficial or desired results (*e.g.*, a therapeutic, ameliorative, inhibitory or preventative result). An effective amount can be administered in one or more administrations, applications or dosages and is not intended to be limited to a particular formulation or administration route. As used herein, the term “treating” includes any effect, *e.g.*, lessening, reducing, modulating, ameliorating or eliminating, that results in the improvement of the condition, disease, disorder, and the like, or ameliorating a symptom thereof.

10 [00048] As used herein, the term “pharmaceutical composition” refers to the combination of an active agent with a carrier, inert or active, making the composition especially suitable for diagnostic or therapeutic use *in vivo* or *ex vivo*.

[00049] As used herein, the term “pharmaceutically acceptable carrier” refers to any of the standard pharmaceutical carriers, such as a phosphate buffered saline solution, water, emulsions (*e.g.*, such as an oil/water or water/oil emulsions), and various types of wetting agents. The compositions also can include stabilizers and preservatives. For examples of carriers, stabilizers and adjuvants, *see e.g.*, Martin, Remington’s Pharmaceutical Sciences, 15th Ed., Mack Publ. Co., Easton, PA [1975].

[00050] As used herein, the term “pharmaceutically acceptable salt” refers to any pharmaceutically acceptable salt (*e.g.*, acid or base) of a compound of the present invention which, upon administration to a subject, is capable of providing a compound of this invention or an active metabolite or residue thereof. As is known to those of skill in the art, “salts” of the compounds of the present invention may be derived from inorganic or organic acids and bases. Examples of acids include, but are not limited to, hydrochloric, hydrobromic, sulfuric, nitric, perchloric, fumaric, maleic, phosphoric, glycolic, lactic, salicylic, succinic, toluene-p-sulfonic, tartaric, acetic, citric, methanesulfonic, ethanesulfonic, formic, benzoic, malonic, naphthalene-2-sulfonic, benzenesulfonic acid, and the like. Other acids, such as oxalic, while not in themselves pharmaceutically acceptable, may be employed in the preparation of salts useful as intermediates in obtaining the compounds of the invention and their pharmaceutically acceptable acid addition salts.

20
25
30

- 13 -

[00051] Examples of bases include, but are not limited to, alkali metals (*e.g.*, sodium) hydroxides, alkaline earth metals (*e.g.*, magnesium), hydroxides, ammonia, and compounds of formula NW_4^+ , wherein W is C_{1-4} alkyl, and the like.

[00052] Examples of salts include, but are not limited to: acetate, adipate, alginate, 5 aspartate, benzoate, benzenesulfonate, bisulfate, butyrate, citrate, camphorate, camphorsulfonate, cyclopentanepropionate, digluconate, dodecylsulfate, ethanesulfonate, fumarate, flucoheptanoate, glycerophosphate, hemisulfate, heptanoate, hexanoate, hydrochloride, hydrobromide, hydroiodide, 2-hydroxyethanesulfonate, lactate, maleate, methanesulfonate, 2-naphthalenesulfonate, nicotinate, oxalate, palmoate, pectinate, persulfate, 10 phenylpropionate, picrate, pivalate, propionate, succinate, tartrate, thiocyanate, tosylate (also known as toluenesulfonate), undecanoate, and the like. Other examples of salts include anions of the compounds of the present invention compounded with a suitable cation such as Na^+ , NH_4^+ , and NW_4^+ (wherein W is a C_{1-4} alkyl group), and the like. Further examples of salts include, but are not limited to: ascorbate, borate, nitrate, phosphate, salicylate, and sulfate. 15 Further, acids which are generally considered suitable for the formation of pharmaceutically useful salts from basic pharmaceutical compounds are discussed, for example, by P. Stahl *et al.*, Camille G. (eds.) *Handbook of Pharmaceutical Salts. Properties, Selection and Use*. (2002) Zurich: Wiley-VCH; S. Berge *et al.*, *Journal of Pharmaceutical Sciences* (1977) 66(1) 1-19; P. Gould, *International J. of Pharmaceutics* (1986) 33 201-217; Anderson *et al.*, *The Practice of* 20 *Medicinal Chemistry* (1996), Academic Press, New York; and in *The Orange Book* (Food & Drug Administration, Washington, D.C. on their website). These disclosures are incorporated herein by reference.

[00053] Additional exemplary basic salts include, but are not limited to: ammonium salts, alkali metal salts such as sodium, lithium, and potassium salts, alkaline earth metal salts 25 such as calcium and magnesium salts, salts with organic bases (for example, organic amines) such as dicyclohexylamines, t-butyl amines, and salts with amino acids such as arginine, lysine and the like. Basic nitrogen-containing groups may be quarternized with agents such as lower alkyl halides (*e.g.*, methyl, ethyl, and butyl chlorides, bromides and iodides), dialkyl sulfates (*e.g.*, dimethyl, diethyl, and dibutyl sulfates), long chain halides (*e.g.*, decyl, lauryl, and stearyl 30 chlorides, bromides and iodides), aralkyl halides (*e.g.*, benzyl and phenethyl bromides), and others.

- 14 -

[00054] For therapeutic use, salts of the compounds of the present invention are contemplated as being pharmaceutically acceptable. However, salts of acids and bases that are non-pharmaceutically acceptable may also find use, for example, in the preparation or purification of a pharmaceutically acceptable compound.

5 [00055] In addition, when a compound of the invention contains both a basic moiety (such as, but not limited to, a pyridine or imidazole) and an acidic moiety (such as, but not limited to, a carboxylic acid) zwitterions (“inner salts”) may be formed. Such acidic and basic salts used within the scope of the invention are pharmaceutically acceptable (*i.e.*, non-toxic, physiologically acceptable) salts. Such salts of the compounds of the invention may be formed,
10 for example, by reacting a compound of the invention with an amount of acid or base, such as an equivalent amount, in a medium such as one in which the salt precipitates or in an aqueous medium followed by lyophilization.

[00056] The present invention includes the compounds of the invention in all their isolated forms (such as any solvates, hydrates, stereoisomers, and tautomers thereof). Further,
15 the invention includes compounds in which one or more of the atoms may be artificially enriched in a particular isotope having the same atomic number, but an atomic mass or mass number different from the atomic mass or mass number predominantly found in nature. The present invention is meant to include all suitable isotopic variations of the compounds of the invention. For example, different isotopic forms of hydrogen (H) include protium (^1H) and
20 deuterium (^2H). Protium is the predominant hydrogen isotope found in nature. Enriching for deuterium may afford certain therapeutic advantages, such as increasing *in vivo* half-life or reducing dosage requirements, or may provide a compound useful as a standard for characterization of biological samples. Isotopically-enriched compounds can be prepared without undue experimentation by conventional techniques known to those skilled in the art or
25 by processes analogous to those described in the Schemes and Examples herein using appropriate isotopically-enriched reagents and/or intermediates.

[00057] Throughout the description, where compositions are described as having, including, or comprising specific components, or where processes and methods are described as having, including, or comprising specific steps, it is contemplated that, additionally, there are
30 compositions of the present invention that consist essentially of, or consist of, the recited

- 15 -

components, and that there are processes and methods according to the present invention that consist essentially of, or consist of, the recited processing steps.

[00058] The terms “a” and “an” as used herein mean “one or more” and include the plural unless the context is inappropriate.

5 [00059] The abbreviation “THF” is art-recognized and refers to tetrahydrofuran. The abbreviation “DCM” is art-recognized and refers to dichloromethane. The abbreviation “DMF” is art-recognized and refers to dimethylformamide. The abbreviation “DMA” is art-recognized and refers to dimethylacetamide. The abbreviation “EDTA” is art-recognized and refers to ethylenediaminetetraacetic acid. The abbreviation “TFA” is art-recognized and refers to trifluoroacetic acid.

10

[00060] As a general matter, compositions specifying a percentage are by weight unless otherwise specified.

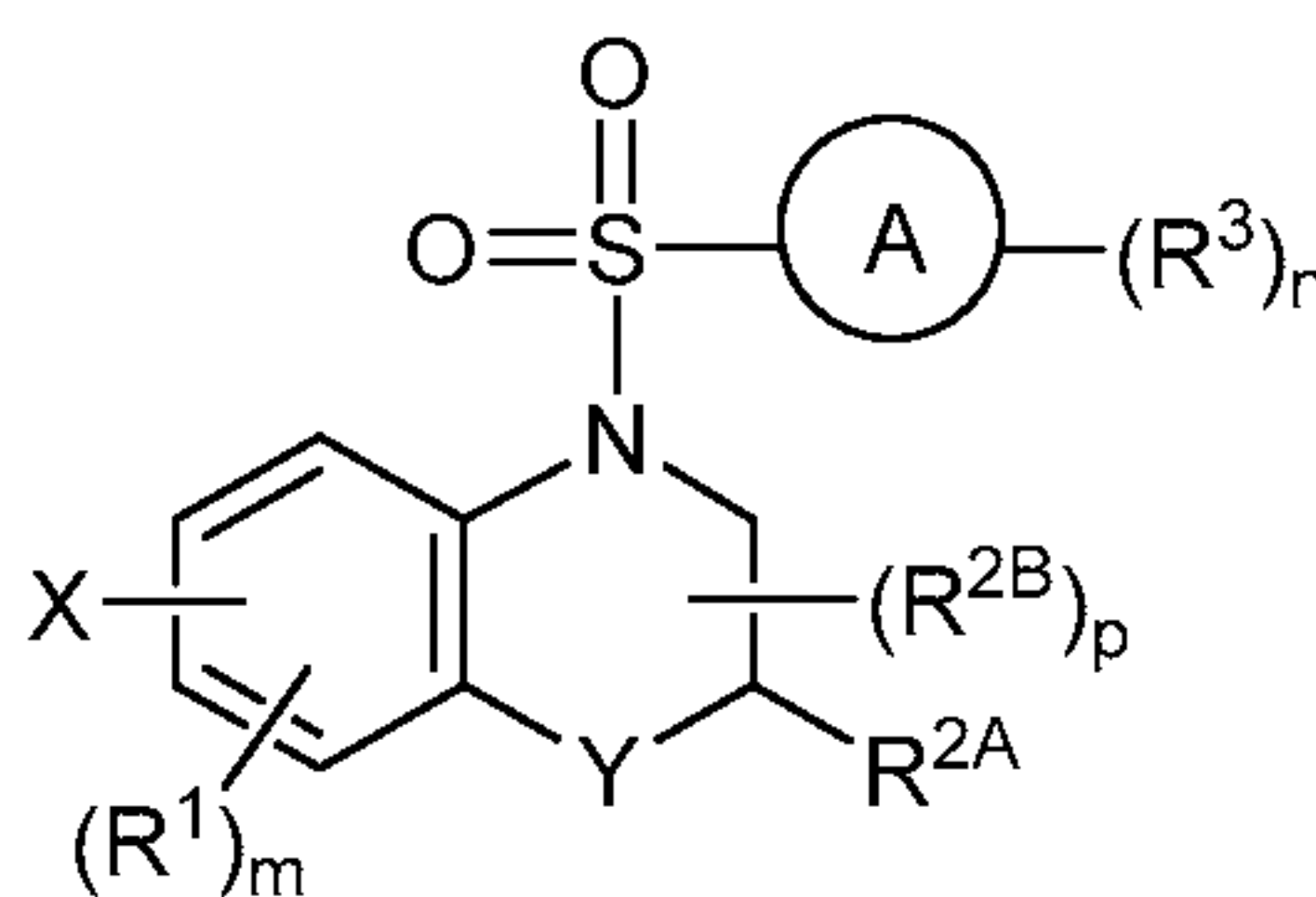
I. Tetrahydroquinolinyl and Related Compounds

[00061] The invention provides tetrahydroquinoline sulfonamide compounds, tetrahydronaphthalene sulfonyl compounds, and related compounds (collectively “tetrahydroquinolinyl and related compounds”). Exemplary compounds are described in the following sections, along with exemplary procedures for making the compounds. Additional exemplary compounds and synthetic procedures are described in the Examples.

15

Part I: Tetrahydroquinoline Sulfonamide and Related Compounds

20 [00062] One aspect of the invention provides a compound represented by Formula I:



(I)

or a pharmaceutically acceptable salt thereof; wherein:

A is phenylene, 5-6 membered heteroarylene, or C₃₋₆ heterocycloalkylene;

- 16 -

R^1 represents independently for each occurrence halogen, C_{1-6} alkyl, C_{1-6} haloalkyl, or C_{3-6} cycloalkyl;

R^{2A} is one of the following:

- (i) hydrogen, C_{1-6} alkyl, C_{1-3} haloalkyl, C_{3-6} cycloalkyl, $-(C_{1-6} \text{ alkylene})-(C_{3-6} \text{ cycloalkyl})$, $-O-(C_{1-6} \text{ alkylene})-CO_2R^4$, $-O-(C_{1-6} \text{ alkylene})-C(O)-(C_{1-6} \text{ alkyl})$, $-N(R^4)-(C_{1-6} \text{ alkylene})-CO_2R^4$,
 5 or $-N(R^4)-(C_{1-6} \text{ alkylene})-C(O)-(C_{1-6} \text{ alkyl})$, wherein the C_{1-6} alkyl, C_{3-6} cycloalkyl, and C_{1-6} alkylene are optionally substituted with 1 or 2 substituents independently selected from the group consisting of $-CO_2R^4$, $-C(O)N(R^4)(R^5)$, $-C(O)-N(R^4)-(C_{1-4} \text{ alkylene})-CO_2R^4$, $-N(R^4)C(O)R^8$, $-CN$, halogen, hydroxyl, C_{1-6} alkoxy, C_{1-6} haloalkoxy, C_{1-6}
 10 haloalkyl, $-N(R^4)(R^5)$, $-N(R^4)C(O)N(R^4)(R^5)$, $-N(R^4)CO_2R^9$, $-N(R^4)S(O)_2R^9$, and $-N(R^4)S(O)_2N(R^4)(R^5)$; or
- (ii) $-CO_2R^4$, $-N(R^4)C(O)R^9$, $-N(R^4)CO_2R^9$, $-N(R^4)C(O)N(R^4)(R^5)$, $-N(R^4)C(O)N(R^4)(\text{heteroaryl})$, $-N(R^4)S(O)_2R^9$, $-N(R^4)(R^5)$, or $-OH$;

R^{2B} is C_{1-6} alkyl, C_{1-3} haloalkyl, or fluoro;

- 15 R^3 represents independently for each occurrence hydrogen, C_{1-6} haloalkyl, halogen, hydroxyl, C_{1-6} alkyl, C_{3-6} cycloalkyl, C_{1-6} alkoxy, C_{1-6} haloalkoxy, $-N(R^4)(R^8)$, $-O-(C_{1-6} \text{ hydroxyalkyl})$, or $-O-(C_{1-6} \text{ alkylene})-CO_2R^4$; or two vicinal occurrences of R^3 are taken together with intervening atoms to form a 4-6 membered ring;

- 20 R^4 and R^5 each represent independently for each occurrence hydrogen, C_{1-6} alkyl, or C_{3-6} cycloalkyl; or an occurrence of R^4 and R^5 attached to the same nitrogen atom are taken together with the nitrogen atom to which they are attached to form a 3-8 membered heterocyclic ring;

- 25 R^6 and R^7 each represent independently for each occurrence hydrogen, fluoro, or C_{1-6} alkyl, or R^6 and R^7 are taken together with the carbon atom to which they are attached to form a 3-6 membered carbocyclic ring; or R^6 and a vicinal occurrence of R^{2B} are taken together to form a bond;

R^8 represents independently for each occurrence C_{1-6} alkyl, C_{3-6} cycloalkyl, $-(C_{1-6} \text{ alkylene})-(C_{3-6} \text{ cycloalkyl})$, or aryl, each of which is optionally substituted with 1, 2, or 3 substituents independently selected from the group consisting of halogen, hydroxyl, or $-CO_2R^4$; or R^8 is $-CO_2R^4$;

- 17 -

R^9 represents independently for each occurrence C_{1-6} alkyl, C_{3-6} cycloalkyl, $-(C_{1-6}$ alkylene)-(C_{3-6} cycloalkyl), C_{1-6} haloalkyl, or C_{1-6} hydroxyalkyl;

X is one of the following:

- (i) -O-aralkyl, -O-heteroaralkyl, -O-phenyl, -O-heteroaryl, -O-(partially unsaturated bicyclic carbocyclyl), -O-(C_{1-6} alkylene)-(C_{3-6} cycloalkyl), -O-(C_{3-6} cycloalkyl), -N(R^4)-aralkyl, -N(R^4)-phenyl, -N(R^4)-(partially unsaturated bicyclic carbocyclyl), or -N(R^4)-(C_{1-6} alkylene)-(C_{3-6} cycloalkyl), each of which is optionally substituted with 1, 2, or 3 substituents independently selected from the group consisting of halogen, C_{1-6} haloalkyl, C_{1-6} alkyl, C_{3-6} cycloalkyl, C_{1-6} alkoxy, C_{1-6} haloalkoxy, -S-(C_{1-6} alkyl), hydroxyl, cyano, -C(O) R^9 , and -SO₂ R^9 ;
- (ii) -S-aralkyl, -S-heteroaralkyl, -S-phenyl, -S-heteroaryl, -S-(partially unsaturated bicyclic carbocyclyl), -S-(C_{1-6} alkylene)-(C_{3-6} cycloalkyl), or -S-(C_{3-6} cycloalkyl), each of which is optionally substituted with 1, 2, or 3 substituents independently selected from the group consisting of halogen, C_{1-6} haloalkyl, C_{1-6} alkyl, C_{3-6} cycloalkyl, C_{1-6} alkoxy, C_{1-6} haloalkoxy, -S-(C_{1-6} alkyl), hydroxyl, cyano, -C(O) R^9 , and -SO₂ R^9 ;
- (iii) $-(C_{2-6}$ alkenylene)-phenyl, $-(C_{2-6}$ alkenylene)-heteroaryl, $-(C_{2-6}$ alkenylene)-(partially unsaturated 8-10 membered bicyclic ring containing 0-3 heteroatoms), $-(C_{1-6}$ alkylene)-phenyl, $-(C_{1-6}$ alkylene)-heteroaryl, $-(C_{1-6}$ alkylene)-(partially unsaturated bicyclic heterocyclyl), $-(C_{1-6}$ alkylene)-(partially unsaturated bicyclic oxo-heterocyclyl), $-(C_{1-6}$ alkylene)-(C_{3-6} cycloalkyl), $-(5-6$ membered heterocycloalkylene)-phenyl, or $-(C_{3-6}$ cycloalkylene)-phenyl, each of which is optionally substituted with 1, 2, or 3 substituents independently selected from the group consisting of halogen, C_{1-6} haloalkyl, C_{1-6} alkyl, C_{3-6} cycloalkyl, C_{1-6} alkoxy, C_{1-6} haloalkoxy, -S-(C_{1-6} alkyl), hydroxyl, cyano, -C(O) R^9 , and -SO₂ R^9 ;
- (iv) $-(C_{2-6}$ alkenylene)-(C_{1-6} alkyl), $-(C_{2-6}$ alkenylene)-(C_{3-6} cycloalkyl), or
- ξ

, each of which is optionally substituted with 1, 2, or 3 substituents
- independently selected from the group consisting of halogen, C_{1-6} haloalkyl, C_{1-6} alkyl, C_{3-6} cycloalkyl, C_{1-6} alkoxy, C_{1-6} haloalkoxy, -S-(C_{1-6} alkyl), hydroxyl, cyano, -CO₂ R^4 , and -SO₂ R^9 , wherein A* is a 5-8 membered, partially saturated carbocyclic or heterocyclic ring; or
- (v) $-(C_{1-6}$ alkylene)-Z¹ or $-(C_{2-6}$ alkenylene)-Z¹, wherein Z¹ is -O-aralkyl, -O-heteroaralkyl, -O-phenyl, -O-heteroaryl, -O-(partially unsaturated bicyclic carbocyclyl), -O-(C_{1-6} alkylene)-(C_{3-6}

- 18 -

cycloalkyl), -O-(C₃₋₆ cycloalkyl), -N(R⁴)-aralkyl, -N(R⁴)-phenyl, -N(R⁴)-(partially unsaturated bicyclic carbocyclyl), -N(R⁴)-(C₁₋₆ alkylene)-(C₃₋₆ cycloalkyl), or -N(R⁴)-(C₃₋₆ cycloalkyl), each of which is optionally substituted with 1, 2, or 3 substituents independently selected from the group consisting of halogen, C₁₋₆ haloalkyl, C₁₋₆ alkyl, C₃₋₆ cycloalkyl, C₁₋₆ alkoxy, C₁₋₆ haloalkoxy, -S-(C₁₋₆ alkyl), hydroxyl, cyano, -C(O)R⁹, and -SO₂R⁹;

Y is -C(R⁶)(R⁷)-, -O-, -C(O)-, or -S(O)_p-;

m and p each represent independently for each occurrence 0, 1, or 2; and

n is 1, 2, or 3.

[00063] In certain embodiments, A is phenylene or 5-6 membered heteroarylene.

10 **[00064]** In certain embodiments, R¹ represents independently for each occurrence halogen or C₁₋₆ alkyl. In certain other embodiments, R¹ is fluoro, chloro, methyl, or trifluoromethyl.

[00065] In certain embodiments, R^{2A} is C₁₋₆ alkyl substituted with 1 or 2 substituents independently selected from the group consisting of -CO₂R⁴, -C(O)N(R⁴)(R⁵), -C(O)-N(R⁴)-(C₁₋₄ alkylene)-CO₂R⁴, -N(R⁴)C(O)R⁸, -CN, halogen, hydroxyl, C₁₋₆ alkoxy, C₁₋₆ haloalkoxy, C₁₋₆ haloalkyl, -N(R⁴)(R⁵), -N(R⁴)C(O)N(R⁴)(R⁵), -N(R⁴)CO₂R⁹, -N(R⁴)S(O)₂R⁹, and -N(R⁴)S(O)₂N(R⁴)(R⁵). In certain other embodiments, R^{2A} is C₁₋₆ alkyl substituted by -C(O)N(R⁴)(R⁵), where R⁴ and R⁵ are taken together with the nitrogen atom to which they are attached to form a 3-8 membered heterocyclic ring substituted with 1, 2, or 3 substituents independently selected from the group consisting of C₁₋₆ haloalkyl, C₁₋₆ alkyl, and -CO₂R¹⁰, where R¹⁰ is hydrogen or C₁₋₆ alkyl.

[00066] In certain embodiments, R³ represents independently for each occurrence hydrogen, C₁₋₆ haloalkyl, halogen, hydroxyl, C₁₋₆ alkyl, C₃₋₄ cycloalkyl, C₁₋₆ alkoxy, or C₁₋₆ haloalkoxy.

25 **[00067]** In certain embodiments, R⁴ and R⁵ each represent independently for each occurrence hydrogen, C₁₋₆ alkyl, or C₃₋₆ cycloalkyl; or an occurrence of R⁴ and R⁵ attached to the same nitrogen atom are taken together with the nitrogen atom to which they are attached to form a 3-8 membered heterocyclic ring, wherein the heterocyclic ring is substituted with 1, 2, or 3 substituents independently selected from the group consisting of halogen, C₁₋₆ haloalkyl, C₁₋₆ alkyl, C₃₋₆ cycloalkyl, C₁₋₆ alkoxy, C₁₋₆ haloalkoxy, hydroxyl, cyano, oxo, -CO₂R¹⁰, -

30

- 19 -

C(O)R⁹, -SO₂R⁹, -N(R¹⁰)C(O)R¹², and -C(O)N(R¹⁰)(R¹¹); wherein R¹⁰ and R¹¹ each represent independently for each occurrence hydrogen or C₁₋₆ alkyl, or R¹⁰ and R¹¹ are taken together with the carbon atom to which they are attached to form a 3-6 membered carbocyclic ring; and R¹² is C₁₋₆ alkyl, C₃₋₆ cycloalkyl, -(C₁₋₆ alkylene)-(C₃₋₆ cycloalkyl), or aryl, each of which is
 5 optionally substituted with 1, 2, or 3 substituents independently selected from the group consisting of halogen, hydroxyl, or -CO₂R¹⁰. In certain other embodiments, R⁴ and R⁵ are taken together with the nitrogen atom to which they are attached to form a 3-8 membered heterocyclic ring substituted with 1, 2, or 3 substituents independently selected from the group consisting of C₁₋₆ haloalkyl, C₁₋₆ alkyl, and -CO₂R¹⁰, where R¹⁰ is hydrogen or C₁₋₆ alkyl.

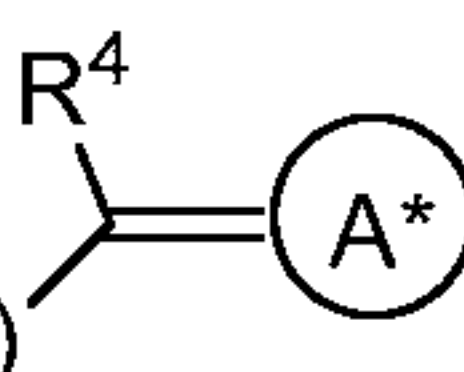
10 **[00068]** In certain embodiments, X is -O-aralkyl, -O-heteroaralkyl, -O-phenyl, -O-heteroaryl, -O-(partially unsaturated bicyclic carbocyclyl), -O-(C₁₋₆ alkylene)-(C₃₋₆ cycloalkyl), -O-(C₃₋₆ cycloalkyl), -N(R⁴)-aralkyl, -N(R⁴)-phenyl, -N(R⁴)-(partially unsaturated bicyclic carbocyclyl), or -N(R⁴)-(C₁₋₆ alkylene)-(C₃₋₆ cycloalkyl), each of which is optionally substituted with 1, 2, or 3 substituents independently selected from the group consisting of
 15 halogen, C₁₋₆ haloalkyl, C₁₋₆ alkyl, C₃₋₆ cycloalkyl, C₁₋₆ alkoxy, C₁₋₆ haloalkoxy, -S-(C₁₋₆ alkyl), hydroxyl, cyano, -C(O)R⁹, and -SO₂R⁹.

[00069] In certain embodiments, X is -S-aralkyl, -S-heteroaralkyl, -S-phenyl, -S-heteroaryl, -S-(partially unsaturated bicyclic carbocyclyl), -S-(C₁₋₆ alkylene)-(C₃₋₆ cycloalkyl), or -S-(C₃₋₆ cycloalkyl), each of which is optionally substituted with 1, 2, or 3 substituents
 20 independently selected from the group consisting of halogen, C₁₋₆ haloalkyl, C₁₋₆ alkyl, C₃₋₆ cycloalkyl, C₁₋₆ alkoxy, C₁₋₆ haloalkoxy, -S-(C₁₋₆ alkyl), hydroxyl, cyano, -C(O)R⁹, and -SO₂R⁹.

[00070] In certain embodiments, X is -(C₂₋₆ alkenylene)-phenyl, -(C₂₋₆ alkenylene)-heteroaryl, -(C₂₋₆ alkenylene)-(partially unsaturated 8-10 membered bicyclic ring containing 0-3 heteroatoms), -(C₁₋₆ alkylene)-phenyl, -(C₁₋₆ alkylene)-heteroaryl, -(C₁₋₆ alkylene)-(partially
 25 unsaturated bicyclic heterocyclyl), -(C₁₋₆ alkylene)-(partially unsaturated bicyclic oxo-heterocyclyl), -(C₁₋₆ alkylene)-(C₃₋₆ cycloalkyl), -(5-6 membered heterocycloalkylene)-phenyl, or -(C₃₋₆ cycloalkylene)-phenyl, each of which is optionally substituted with 1, 2, or 3 substituents independently selected from the group consisting of halogen, C₁₋₆ haloalkyl, C₁₋₆ alkyl, C₃₋₆ cycloalkyl, C₁₋₆ alkoxy, C₁₋₆ haloalkoxy, -S-(C₁₋₆ alkyl), hydroxyl, cyano, -C(O)R⁹,
 30 and -SO₂R⁹.

- 20 -

[00071] In certain embodiments, X is $-(C_{2-6} \text{ alkenylene})-(C_{1-6} \text{ alkyl})$, $-(C_{2-6} \text{ alkenylene})-$

$(C_{3-6} \text{ cycloalkyl})$, or $\xi-(C_{0-4} \text{ alkylene})$ , each of which is optionally substituted with 1, 2, or 3 substituents independently selected from the group consisting of halogen, C_{1-6} haloalkyl, C_{1-6} alkyl, C_{3-6} cycloalkyl, C_{1-6} alkoxy, C_{1-6} haloalkoxy, $-S-(C_{1-6} \text{ alkyl})$, hydroxyl, cyano, $-C(O)R^9$, and $-SO_2R^9$, wherein A^* is a 5-8 membered, partially saturated carbocyclic or heterocyclic ring.

[00072] In certain embodiments, X is $-(C_{1-6} \text{ alkylene})-Z^1$ or $-(C_{2-6} \text{ alkenylene})-Z^1$, wherein Z^1 is $-O\text{-aralkyl}$, $-O\text{-heteroaralkyl}$, $-O\text{-phenyl}$, $-O\text{-heteroaryl}$, $-O\text{-(partially unsaturated bicyclic carbocycl)}l$, $-O-(C_{1-6} \text{ alkylene})-(C_{3-6} \text{ cycloalkyl})$, $-O-(C_{3-6} \text{ cycloalkyl})$, $-N(R^4)\text{-aralkyl}$, $-N(R^4)\text{-phenyl}$, $-N(R^4)\text{-(partially unsaturated bicyclic carbocycl)}l$, $-N(R^4)\text{-(}C_{1-6} \text{ alkylene})-(C_{3-6} \text{ cycloalkyl})$, or $-N(R^4)\text{-(}C_{3-6} \text{ cycloalkyl})$, each of which is optionally substituted with 1, 2, or 3 substituents independently selected from the group consisting of halogen, C_{1-6} haloalkyl, C_{1-6} alkyl, C_{3-6} cycloalkyl, C_{1-6} alkoxy, C_{1-6} haloalkoxy, $-S-(C_{1-6} \text{ alkyl})$, hydroxyl, cyano, $-C(O)R^9$, and $-SO_2R^9$.

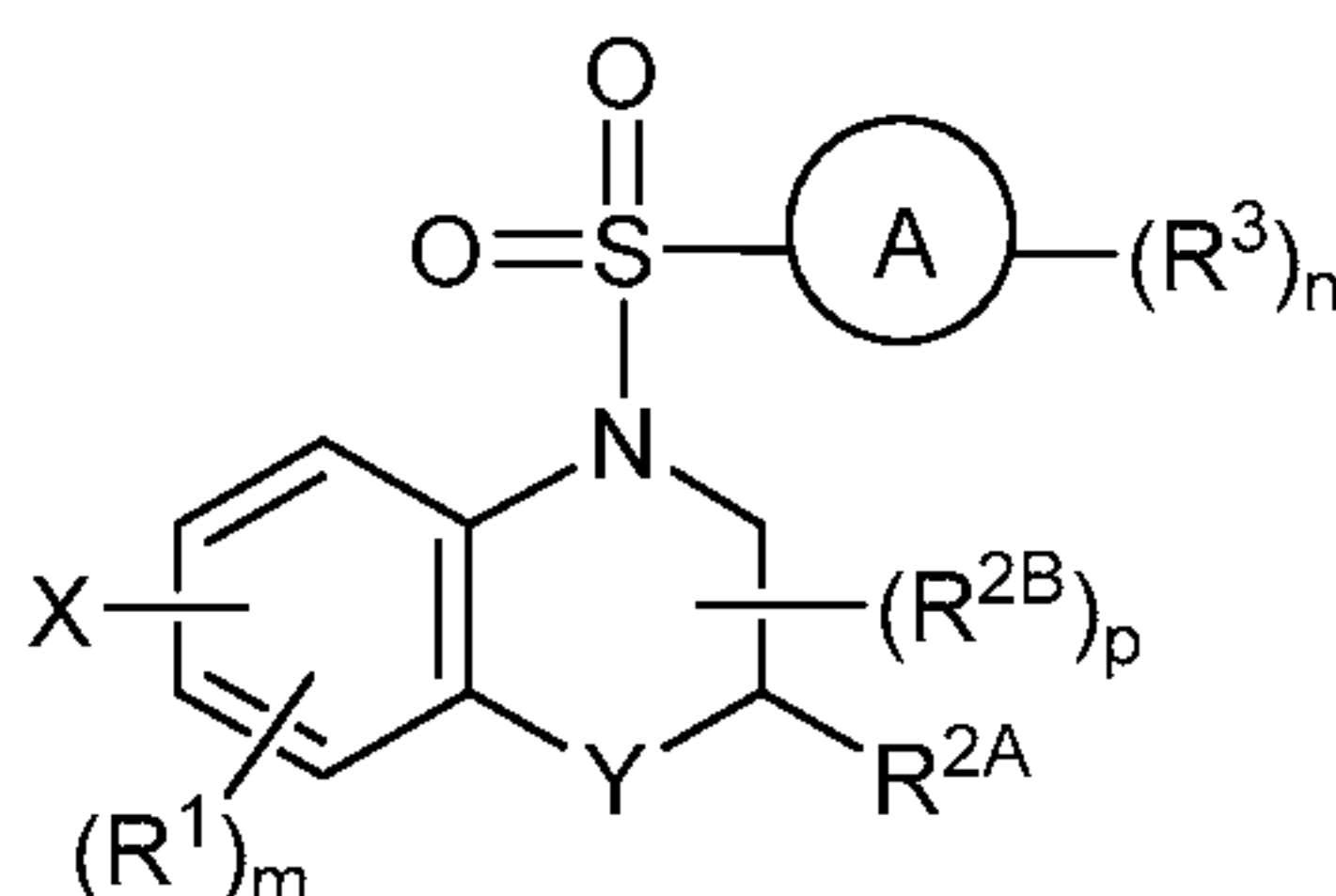
[00073] In certain embodiments, X is attached at the *meta* or *para* position on the phenyl group relative to variable Y. In certain embodiments, X is attached on the phenyl at the position located *para* to group Y.

[00074] In certain embodiments, Y is $-C(R^6)(R^7)\text{-}$. In certain other embodiments, Y is $-O\text{-}$. In yet other embodiments, Y is $-S(O)_p\text{-}$.

[00075] The definitions of variables in Formula I above encompass multiple chemical groups. The application contemplates embodiments where, for example, i) the definition of a variable is a single chemical group selected from those chemical groups set forth above, ii) the definition of a variable is a collection of two or more of the chemical groups selected from those set forth above, and iii) the compound is defined by a combination of variables in which the variables are defined by (i) or (ii), *e.g.*, such as where A is phenylene and R^3 is selected from the group consisting of C_{1-6} haloalkyl, halogen, hydroxyl, and C_{1-6} alkyl.

- 21 -

[00076] Another aspect of the invention provides a compound represented by Formula I-1:



(I-1)

5 or a pharmaceutically acceptable salt thereof; wherein:

A is phenylene, 5-6 membered heteroarylene, or C₃₋₆ heterocycloalkylene;

R¹ represents independently for each occurrence halogen, C₁₋₆ alkyl, C₁₋₆ haloalkyl, or C₃₋₆ cycloalkyl;

R^{2A} is hydrogen, C₁₋₆ alkyl, C₃₋₆ cycloalkyl, -O-(C₁₋₆ alkylene)-CO₂R⁴, -O-(C₁₋₆ alkylene)-C(O)-(C₁₋₆ alkyl), -N(R⁴)-(C₁₋₆ alkylene)-CO₂R⁴, or -N(R⁴)-(C₁₋₆ alkylene)-C(O)-(C₁₋₆ alkyl), wherein the C₁₋₆ alkyl, C₃₋₆ cycloalkyl, and C₁₋₆ alkylene are optionally substituted with 1 or 2 substituents independently selected from the group consisting of -CO₂R⁴, -N(R⁴)C(O)(C₁₋₆ alkyl), -CN, halogen, hydroxyl, C₁₋₆ alkoxy, C₁₋₆ haloalkoxy, C₁₋₆ haloalkyl, -N(R⁴)(R⁵), -N(R⁴)C(O)N(R⁴)(R⁵), -N(R⁴)CO₂-(C₁₋₆ alkyl), -N(R⁴)S(O)₂-(C₁₋₆ alkyl), and -N(R⁴)S(O)₂N(R⁴)(R⁵); or R^{2A} is -CO₂R⁴ or -N(R⁴)C(O)(C₁₋₆ alkyl);

R^{2B} is C₁₋₆ alkyl or C₁₋₃ haloalkyl;

R³ represents independently for each occurrence hydrogen, C₁₋₆ haloalkyl, halogen, hydroxyl, C₁₋₆ alkyl, C₁₋₆ alkoxy, C₁₋₆ haloalkoxy, or -O-(C₁₋₆ alkylene)-OH; or two vicinal occurrences of R³ are taken together with intervening atoms to form a 4-6 membered ring;

R⁴ and R⁵ each represent independently for each occurrence hydrogen, C₁₋₆ alkyl, or C₃₋₆ cycloalkyl; or an occurrence of R⁴ and R⁵ attached to the same nitrogen atom are taken together with the nitrogen atom to which they are attached to form a 3-7 membered heterocyclic ring;

R⁶ and R⁷ each represent independently for each occurrence hydrogen or C₁₋₆ alkyl, or R⁶ and R⁷ are taken together with the carbon atom to which they are attached to form a 3-6 membered carbocyclic ring; or R⁶ and R^{2A} are taken together to form a bond;

- 22 -

X is one of the following:

- (i) -O-aralkyl, -O-heteroaralkyl, -O-phenyl, -O-heteroaryl, -O-(partially unsaturated bicyclic carbocyclyl), -O-(C₁₋₆ alkylene)-(C₃₋₆ cycloalkyl), -O-(C₃₋₆ cycloalkyl), -N(R⁴)-aralkyl, -N(R⁴)-phenyl, -N(R⁴)-(partially unsaturated bicyclic carbocyclyl), or -N(R⁴)-(C₁₋₆ alkylene)-(C₃₋₆ cycloalkyl), each of which is optionally substituted with 1, 2, or 3 substituents independently selected from the group consisting of halogen, C₁₋₆ haloalkyl, C₁₋₆ alkyl, C₃₋₆ cycloalkyl, C₁₋₆ alkoxy, C₁₋₆ haloalkoxy, hydroxyl, and cyano;
- (ii) -(C₂₋₆ alkenylene)-phenyl, -(C₂₋₆ alkenylene)-heteroaryl, -(C₁₋₆ alkylene)-phenyl, -(C₁₋₆ alkylene)-heteroaryl, -(C₁₋₆ alkylene)-(partially unsaturated bicyclic heterocyclyl), -(C₁₋₆ alkylene)-(partially unsaturated bicyclic oxo-heterocyclyl), -(5-6 membered heterocycloalkylene)-phenyl, or -(C₃₋₆ cycloalkylene)-phenyl, each of which is optionally substituted with 1, 2, or 3 substituents independently selected from the group consisting of halogen, C₁₋₆ haloalkyl, C₁₋₆ alkyl, C₃₋₆ cycloalkyl, C₁₋₆ alkoxy, C₁₋₆ haloalkoxy, hydroxyl, and cyano; or
- (iii) -(C₁₋₆ alkylene)-Z¹ or -(C₂₋₆ alkenylene)-Z¹, wherein Z¹ is -O-aralkyl, -O-heteroaralkyl, -O-phenyl, -O-heteroaryl, -O-(partially unsaturated bicyclic carbocyclyl), -O-(C₁₋₆ alkylene)-(C₃₋₆ cycloalkyl), -O-(C₃₋₆ cycloalkyl), -N(R⁴)-aralkyl, -N(R⁴)-phenyl, -N(R⁴)-(partially unsaturated bicyclic carbocyclyl), -N(R⁴)-(C₁₋₆ alkylene)-(C₃₋₆ cycloalkyl), or -N(R⁴)-(C₃₋₆ cycloalkyl), each of which is optionally substituted with 1, 2, or 3 substituents independently selected from the group consisting of halogen, C₁₋₆ haloalkyl, C₁₋₆ alkyl, C₃₋₆ cycloalkyl, C₁₋₆ alkoxy, C₁₋₆ haloalkoxy, hydroxyl, and cyano;

Y is -C(R⁶)(R⁷)-, -O-, -C(O)-, or -S(O)_p-;

m and p each represent independently for each occurrence 0, 1, or 2; and

n is 1, 2, or 3.

25 [00077] In certain embodiments, A is phenylene or 5-6 membered heteroarylene.

[00078] In certain embodiments, R¹ represents independently for each occurrence halogen or C₁₋₆ alkyl.

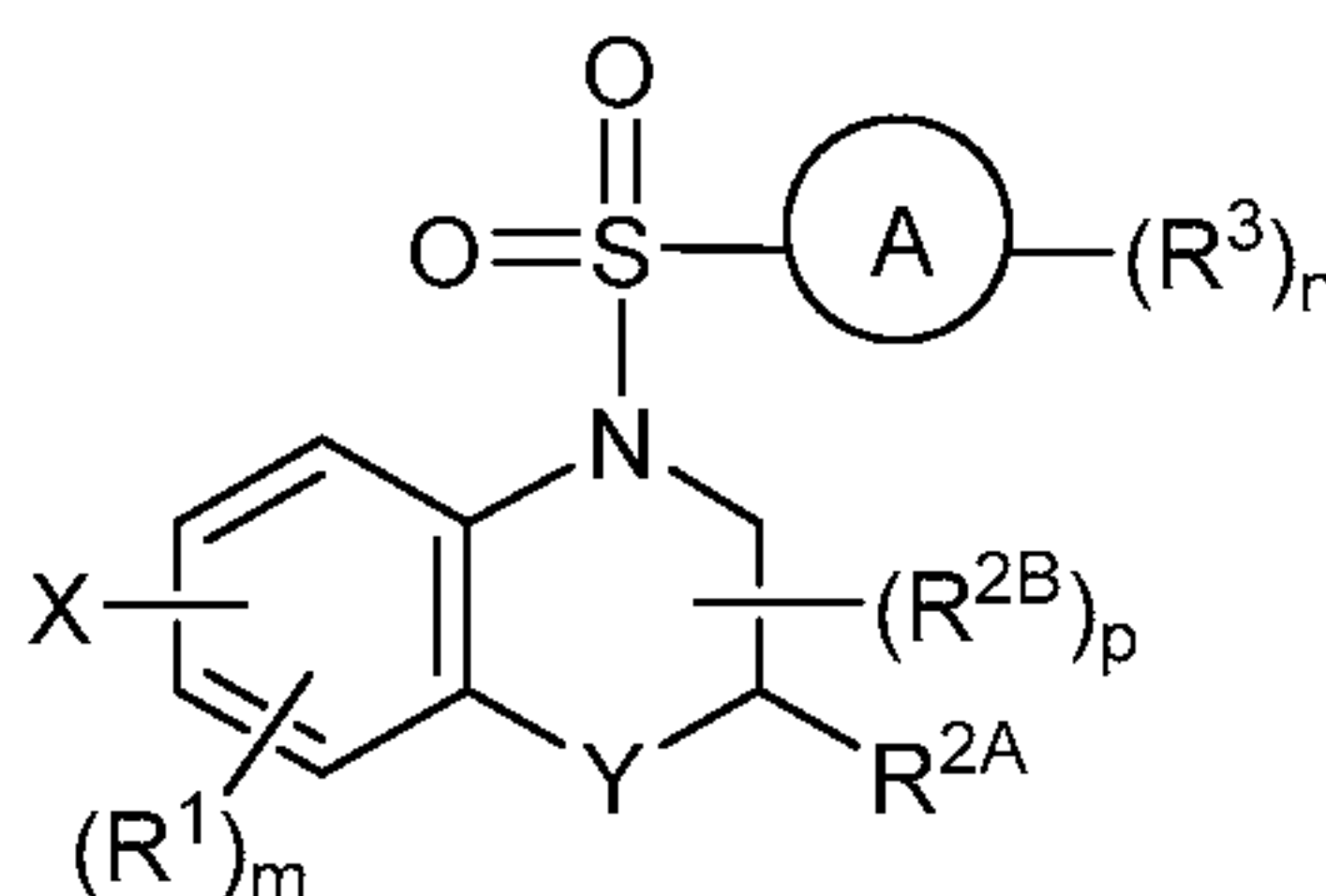
- 23 -

[00079] In certain embodiments, X is attached at the *meta* or *para* position on the phenyl group relative to variable Y. In certain embodiments, X is attached on the phenyl at the position located *para* to group Y.

[00080] In certain embodiments, Y is $-C(R^6)(R^7)-$. In certain other embodiments, Y is $-O-$. In yet other embodiments, Y is $-S(O)_p-$.

[00081] The definitions of variables in Formula I-1 above encompass multiple chemical groups. The application contemplates embodiments where, for example, i) the definition of a variable is a single chemical group selected from those chemical groups set forth above, ii) the definition of a variable is a collection of two or more of the chemical groups selected from those set forth above, and iii) the compound is defined by a combination of variables in which the variables are defined by (i) or (ii), *e.g.*, such as where A is phenylene and R^3 is selected from the group consisting of C_{1-6} haloalkyl, halogen, hydroxyl, and C_{1-6} alkyl.

[00082] Another aspect of the invention provides a compound represented by Formula I-2:



(I-2)

or a pharmaceutically acceptable salt thereof; wherein:

A is phenylene, 5-6 membered heteroarylene, or C_{3-6} heterocycloalkylene;

R^1 represents independently for each occurrence halogen, C_{1-6} alkyl, C_{1-6} haloalkyl, or C_{3-6} cycloalkyl;

R^{2A} is hydrogen, C_{1-6} alkyl, C_{3-6} cycloalkyl, $-O-(C_{1-6} \text{ alkylene})-CO_2R^4$, $-O-(C_{1-6} \text{ alkylene})-C(O)-(C_{1-6} \text{ alkyl})$, $-N(R^4)-(C_{1-6} \text{ alkylene})-CO_2R^4$, or $-N(R^4)-(C_{1-6} \text{ alkylene})-C(O)-(C_{1-6} \text{ alkyl})$, wherein the C_{1-6} alkyl, C_{3-6} cycloalkyl, and C_{1-6} alkylene are optionally substituted with 1 or 2 substituents independently selected from the group consisting of $-CO_2R^4$, $-N(R^4)C(O)(C_{1-6} \text{ alkyl})$, $-CN$, halogen, hydroxyl, C_{1-6} alkoxy, C_{1-6} haloalkoxy, C_{1-6}

- 24 -

haloalkyl, $-N(R^4)(R^5)$, $-N(R^4)C(O)N(R^4)(R^5)$, $-N(R^4)CO_2-(C_{1-6} \text{ alkyl})$, $-N(R^4)S(O)_2-(C_{1-6} \text{ alkyl})$, and $-N(R^4)S(O)_2N(R^4)(R^5)$; or R^{2A} is $-CO_2R^4$ or $-N(R^4)C(O)(C_{1-6} \text{ alkyl})$;

R^{2B} is C_{1-6} alkyl or C_{1-3} haloalkyl;

R^3 represents independently for each occurrence hydrogen, C_{1-6} haloalkyl, halogen, hydroxyl, C_{1-6} alkyl, C_{1-6} alkoxy, C_{1-6} haloalkoxy, or $-O-(C_{1-6} \text{ alkylene})-OH$; or two vicinal occurrences of R^3 are taken together with intervening atoms to form a 4-6 membered ring;

R^4 and R^5 each represent independently for each occurrence hydrogen, C_{1-6} alkyl, or C_{3-6} cycloalkyl; or an occurrence of R^4 and R^5 attached to the same nitrogen atom are taken together with the nitrogen atom to which they are attached to form a 3-7 membered heterocyclic ring;

R^6 and R^7 each represent independently for each occurrence hydrogen or C_{1-6} alkyl, or R^6 and R^7 are taken together with the carbon atom to which they are attached to form a 3-6 membered carbocyclic ring; or R^6 and a vicinal occurrence of R^{2B} are taken together to form a bond;

X is one of the following:

- (i) $-O$ -aralkyl, $-O$ -heteroaralkyl, $-O$ -phenyl, $-O$ -heteroaryl, $-O$ -(partially unsaturated bicyclic carbocyclyl), $-O-(C_{1-6} \text{ alkylene})-(C_{3-6} \text{ cycloalkyl})$, $-O-(C_{3-6} \text{ cycloalkyl})$, $-N(R^4)$ -aralkyl, $-N(R^4)$ -phenyl, $-N(R^4)$ -(partially unsaturated bicyclic carbocyclyl), or $-N(R^4)$ -(C_{1-6} alkylene)-(C_{3-6} cycloalkyl), each of which is optionally substituted with 1, 2, or 3 substituents independently selected from the group consisting of halogen, C_{1-6} haloalkyl, C_{1-6} alkyl, C_{3-6} cycloalkyl, C_{1-6} alkoxy, C_{1-6} haloalkoxy, hydroxyl, and cyano;
- (ii) $-(C_{2-6} \text{ alkenylene})$ -phenyl, $-(C_{2-6} \text{ alkenylene})$ -heteroaryl, $-(C_{1-6} \text{ alkylene})$ -phenyl, $-(C_{1-6} \text{ alkylene})$ -heteroaryl, $-(C_{1-6} \text{ alkylene})$ -(partially unsaturated bicyclic heterocyclyl), $-(C_{1-6} \text{ alkylene})$ -(partially unsaturated bicyclic oxo-heterocyclyl), $-(5-6 \text{ membered heterocycloalkylene})$ -phenyl, or $-(C_{3-6} \text{ cycloalkylene})$ -phenyl, each of which is optionally substituted with 1, 2, or 3 substituents independently selected from the group consisting of halogen, C_{1-6} haloalkyl, C_{1-6} alkyl, C_{3-6} cycloalkyl, C_{1-6} alkoxy, C_{1-6} haloalkoxy, hydroxyl, and cyano; or
- (iii) $-(C_{1-6} \text{ alkylene})-Z^1$ or $-(C_{2-6} \text{ alkenylene})-Z^1$, wherein Z^1 is $-O$ -aralkyl, $-O$ -heteroaralkyl, $-O$ -phenyl, $-O$ -heteroaryl, $-O$ -(partially unsaturated bicyclic carbocyclyl), $-O-(C_{1-6} \text{ alkylene})-(C_{3-6} \text{ cycloalkyl})$, $-O-(C_{3-6} \text{ cycloalkyl})$, $-N(R^4)$ -aralkyl, $-N(R^4)$ -phenyl, $-N(R^4)$ -(partially unsaturated

- 25 -

bicyclic carbocyclyl), -N(R⁴)-(C₁₋₆ alkylene)-(C₃₋₆ cycloalkyl), or -N(R⁴)-(C₃₋₆ cycloalkyl), each of which is optionally substituted with 1, 2, or 3 substituents independently selected from the group consisting of halogen, C₁₋₆ haloalkyl, C₁₋₆ alkyl, C₃₋₆ cycloalkyl, C₁₋₆ alkoxy, C₁₋₆ haloalkoxy, hydroxyl, and cyano;

5 Y is -C(R⁶)(R⁷)-, -O-, -C(O)-, or -S(O)_p-;

m and p each represent independently for each occurrence 0, 1, or 2; and

n is 1, 2, or 3.

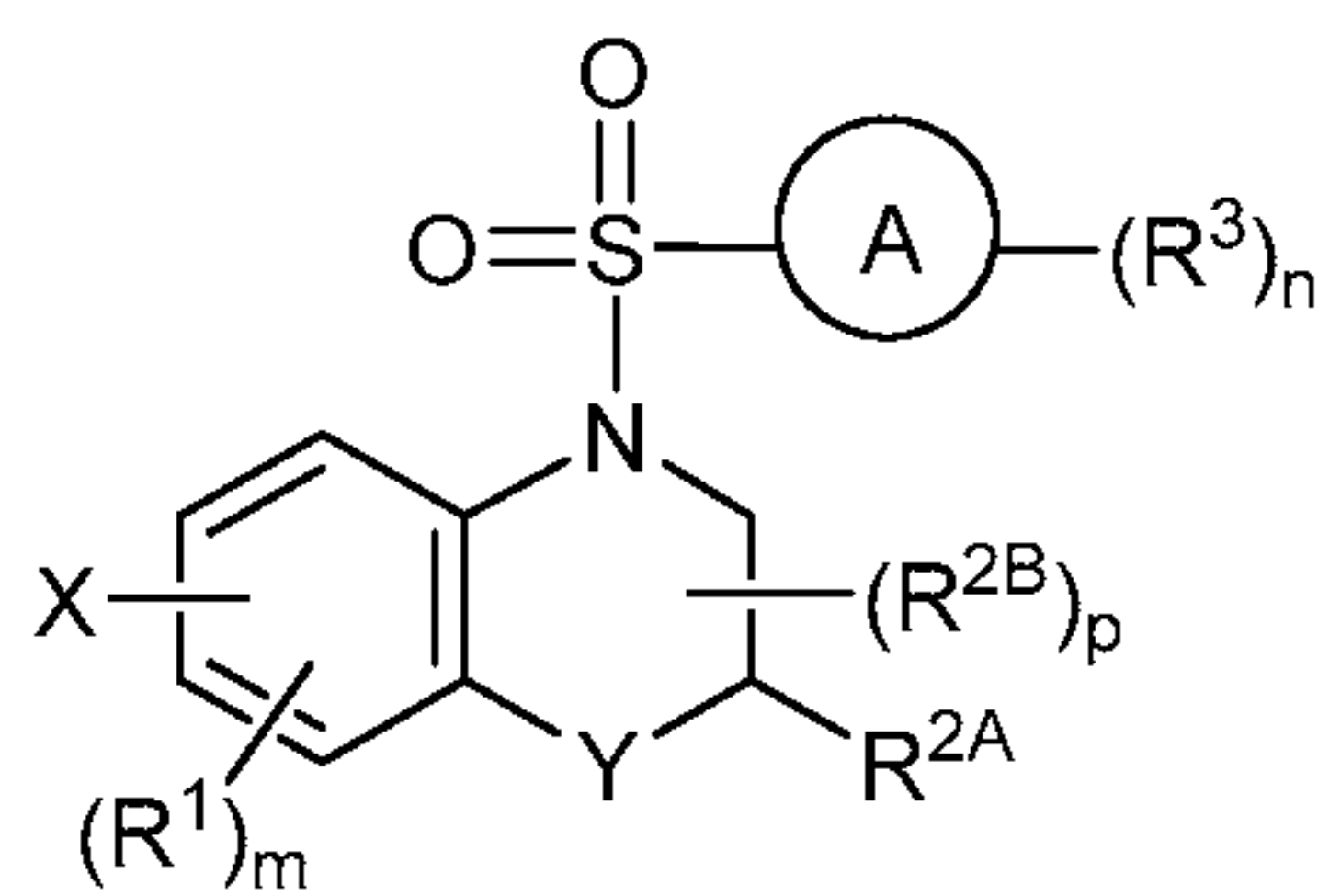
[00083] In certain embodiments, A is phenylene or 5-6 membered heteroarylene.

[00084] In certain embodiments, R¹ represents independently for each occurrence
10 halogen or C₁₋₆ alkyl.

[00085] In certain embodiments, Y is -C(R⁶)(R⁷)-. In certain other embodiments, Y is -O-. In yet other embodiments, Y is -S(O)_p-.

[00086] The definitions of variables in Formula I-2 above encompass multiple chemical groups. The application contemplates embodiments where, for example, i) the definition of a
15 variable is a single chemical group selected from those chemical groups set forth above, ii) the definition of a variable is a collection of two or more of the chemical groups selected from those set forth above, and iii) the compound is defined by a combination of variables in which the variables are defined by (i) or (ii), *e.g.*, such as where A is phenylene and R³ is selected from the group consisting of C₁₋₆ haloalkyl, halogen, hydroxyl, and C₁₋₆ alkyl.

20 [00087] Another aspect of the invention provides a compound represented by Formula I-A:



(I-A)

or a pharmaceutically acceptable salt thereof; wherein:

25 A is phenylene or a 5-6 membered heteroarylene;

- 26 -

R^1 represents independently for each occurrence halogen, C_{1-6} alkyl, or C_{3-6} cycloalkyl;

R^{2A} is hydrogen, C_{1-6} alkyl or C_{3-6} cycloalkyl, wherein the C_{1-6} alkyl or C_{3-6} cycloalkyl are optionally substituted with 1 or 2 substituents independently selected from the group consisting of $-CO_2R^4$, $-N(R^4)C(O)(C_{1-6} \text{ alkyl})$, $-CN$, halogen, hydroxyl, C_{1-6} alkoxy, C_{1-6} haloalkoxy, C_{1-6} haloalkyl, and $-N(R^4)(R^5)$; or R^{2A} is $-CO_2R^4$ or $-N(R^4)C(O)(C_{1-6} \text{ alkyl})$;

R^{2B} is C_{1-6} alkyl or C_{1-3} haloalkyl;

R^3 represents independently for each occurrence hydrogen, C_{1-6} haloalkyl, halogen, hydroxyl, C_{1-6} alkyl, C_{1-6} alkoxy, C_{1-6} haloalkoxy, or $-O-(C_{1-6} \text{ alkylene})-OH$; or two vicinal occurrences of R^3 are taken together with intervening atoms to form a 4-6 membered ring;

R^4 and R^5 each represent independently for each occurrence hydrogen, C_{1-6} alkyl, or C_{3-6} cycloalkyl; or an occurrence of R^4 and R^5 attached to the same nitrogen atom are taken together with the nitrogen atom to which they are attached to form a 3-7 membered heterocyclic ring;

R^6 and R^7 each represent independently for each occurrence hydrogen or C_{1-6} alkyl, or R^6 and R^7 are taken together with the carbon atom to which they are attached to form a 3-6 membered carbocyclic ring; or R^6 and R^{2A} are taken together to form a bond;

X is one of the following:

- (i) $-O$ -aralkyl, $-O$ -heteroaralkyl, $-O$ -phenyl, $-O$ -heteroaryl, $-O$ -(partially unsaturated bicyclic carbocyclyl), $-O-(C_{1-6} \text{ alkylene})-(C_{3-6} \text{ cycloalkyl})$, $-N(R^4)$ -aralkyl, $-N(R^4)$ -phenyl, $-N(R^4)$ -(partially unsaturated bicyclic carbocyclyl), or $-N(R^4)-(C_{1-6} \text{ alkylene})-(C_{3-6} \text{ cycloalkyl})$, each of which is optionally substituted with 1, 2, or 3 substituents independently selected from the group consisting of halogen, C_{1-6} haloalkyl, C_{1-6} alkyl, C_{3-6} cycloalkyl, C_{1-6} alkoxy, and C_{1-6} haloalkoxy;
- (ii) $-(C_{2-6} \text{ alkenylene})$ -phenyl, $-(C_{2-6} \text{ alkenylene})$ -heteroaryl, $-(C_{1-6} \text{ alkylene})$ -phenyl, $-(C_{1-6} \text{ alkylene})$ -heteroaryl, $-(C_{1-6} \text{ alkylene})$ -(partially unsaturated bicyclic heterocyclyl), $-(C_{1-6} \text{ alkylene})$ -(partially unsaturated bicyclic oxo-heterocyclyl), or $-(5-6 \text{ membered heterocycloalkylene})$ -phenyl, each of which is optionally substituted with 1, 2, or 3 substituents independently selected from the group consisting of halogen, C_{1-6} haloalkyl, C_{1-6} alkyl, C_{3-6} cycloalkyl, C_{1-6} alkoxy, and C_{1-6} haloalkoxy; or

- 27 -

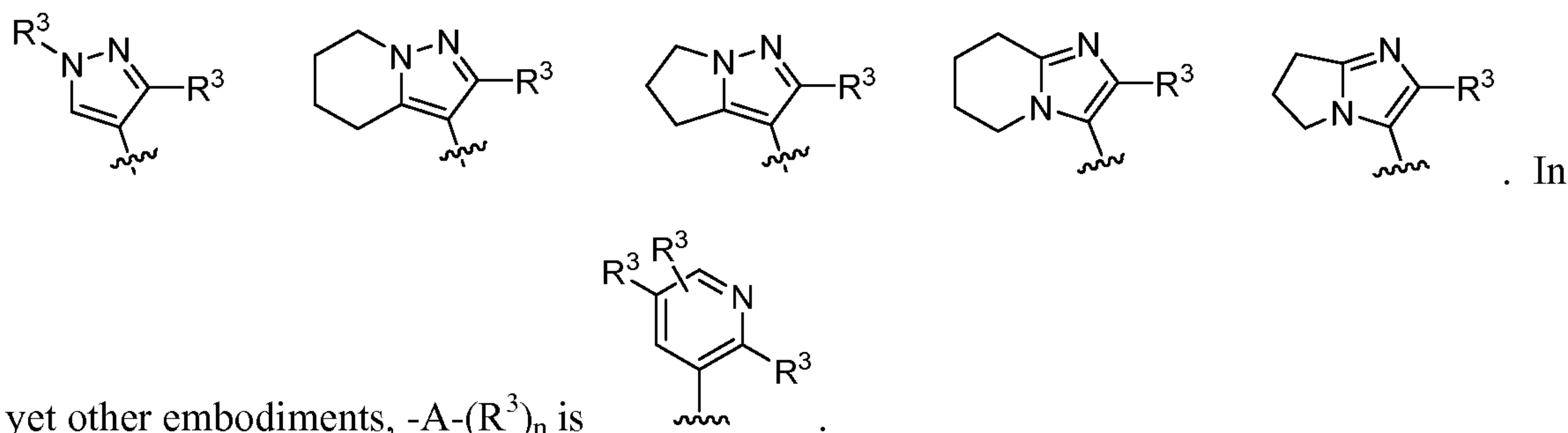
- (iii) $-(C_{1-6} \text{ alkylene})-Z^1$ or $-(C_{2-6} \text{ alkenylene})-Z^1$, wherein Z^1 is $-O$ -aralkyl, $-O$ -heteroaralkyl, $-O$ -phenyl, $-O$ -heteroaryl, $-O$ -(partially unsaturated bicyclic carbocyclyl), $-O$ -(C_{1-6} alkylene)-(C_{3-6} cycloalkyl), $-O$ -(C_{3-6} cycloalkyl), $-N(R^4)$ -aralkyl, $-N(R^4)$ -phenyl, $-N(R^4)$ -(partially unsaturated bicyclic carbocyclyl), or $-N(R^4)$ -(C_{1-6} alkylene)-(C_{3-6} cycloalkyl), each of which is optionally substituted with 1, 2, or 3 substituents independently selected from the group consisting of halogen, C_{1-6} haloalkyl, C_{1-6} alkyl, C_{3-6} cycloalkyl, C_{1-6} alkoxy, and C_{1-6} haloalkoxy;

Y is $-C(R^6)(R^7)-$, $-O-$, or $-C(O)-$;

m and p are independently 0, 1, or 2; and

n is 1, 2, or 3.

- 10 [00088] In certain embodiments, A is phenylene. In certain other embodiments, A is a 5-6 membered heteroarylene. In yet other embodiments, $-A-(R^3)_n$ is one of the following:



- 15 [00089] In certain embodiments, R^1 represents independently for each occurrence halogen, methyl, or cyclopropyl.

- [00090] In certain embodiments, R^{2A} is C_{1-6} alkyl optionally substituted with 1 or 2 substituents independently selected from the group consisting of $-CO_2R^4$, $-N(R^4)C(O)(C_{1-6} \text{ alkyl})$, $-CN$, halogen, hydroxyl, C_{1-6} alkoxy, C_{1-6} haloalkoxy, and $-N(R^4)(R^5)$. In certain other embodiments, R^{2A} is C_{1-6} alkyl substituted with 1 or 2 substituents independently selected from the group consisting of $-CO_2R^4$, $-N(R^4)C(O)(C_{1-6} \text{ alkyl})$, $-CN$, hydroxyl, and C_{1-6} alkoxy. In 20 certain other embodiments, R^{2A} is $-CO_2R^4$.

- [00091] In certain embodiments, R^{2B} is C_{1-6} alkyl. In certain embodiments, R^{2B} is methyl.

- [00092] In certain embodiments, n is 1. In certain other embodiments, n is 1 or 2.

- 28 -

[00093] In certain embodiments, R^3 represents independently for each occurrence C_{1-6} haloalkyl, halogen, C_{1-6} alkyl, C_{1-6} alkoxy, or $-O-(C_{1-6} \text{ alkylene})-OH$. In certain other embodiments, R^3 is trifluoromethyl, fluoro, chloro, or methoxy. In certain other embodiments, R^3 is trifluoromethyl.

5 **[00094]** In certain embodiments, R^4 and R^5 each represent independently for each occurrence hydrogen or C_{1-6} alkyl.

[00095] In certain embodiments, X is $-O$ -aralkyl, $-O$ -heteroaralkyl, $-O$ -phenyl, $-O$ -heteroaryl, $-O$ -(partially unsaturated bicyclic carbocyclyl), $-O-(C_{1-6} \text{ alkylene})-(C_{3-6} \text{ cycloalkyl})$, $-N(R^4)$ -aralkyl, $-N(R^4)$ -phenyl, $-N(R^4)$ -(partially unsaturated bicyclic carbocyclyl),
 10 or $-N(R^4)-(C_{1-6} \text{ alkylene})-(C_{3-6} \text{ cycloalkyl})$, each of which is optionally substituted with 1, 2, or 3 substituents independently selected from the group consisting of halogen, C_{1-6} haloalkyl, C_{1-6} alkyl, C_{3-6} cycloalkyl, C_{1-6} alkoxy, and C_{1-6} haloalkoxy. In certain other embodiments, X is $-O$ -aralkyl, $-O$ -phenyl, $-O$ -(partially unsaturated bicyclic carbocyclyl), $-O-(C_{1-6} \text{ alkylene})-(C_{3-6} \text{ cycloalkyl})$, $-N(R^4)$ -aralkyl, $-N(R^4)$ -phenyl, $-N(R^4)$ -(partially unsaturated bicyclic carbocyclyl),
 15 or $-N(R^4)-(C_{1-6} \text{ alkylene})-(C_{3-6} \text{ cycloalkyl})$, each of which is optionally substituted with 1, 2, or 3 substituents independently selected from the group consisting of halogen, C_{1-6} haloalkyl, C_{1-6} alkyl, C_{3-6} cycloalkyl, C_{1-6} alkoxy, and C_{1-6} haloalkoxy. In certain other embodiments, X is $-O$ -aralkyl or $-N(R^4)$ -aralkyl, each of which is optionally substituted with 1, 2, or 3 substituents independently selected from the group consisting of halogen, C_{1-6} haloalkyl, C_{1-6} alkyl, C_{3-6} cycloalkyl, C_{1-6} alkoxy, and C_{1-6} haloalkoxy. In certain other embodiments, X is $-O-(C_{1-6} \text{ alkylene})$ -phenyl or $-N(R^4)-(C_{1-6} \text{ alkylene})$ -phenyl, each of which is substituted with 1, 2, or 3 substituents independently selected from the group consisting of halogen, C_{1-6} haloalkyl, C_{1-6} alkyl, C_{3-6} cycloalkyl, C_{1-6} alkoxy, and C_{1-6} haloalkoxy, where at least one substituent is present at the ortho position on the phenyl group in variable X. In certain other embodiments, X is $-O$ -
 20 benzyl or $-N(R^4)$ -benzyl, each of which is substituted with 1 or 2 substituents independently selected from the group consisting of chloro, bromo, and fluoro.

[00096] In certain embodiments, X is $-(C_{2-6} \text{ alkenylene})$ -phenyl, $-(C_{2-6} \text{ alkenylene})$ -heteroaryl, $-(C_{1-6} \text{ alkylene})$ -phenyl, $-(C_{1-6} \text{ alkylene})$ -heteroaryl, $-(C_{1-6} \text{ alkylene})$ -(partially unsaturated bicyclic heterocyclyl), $-(C_{1-6} \text{ alkylene})$ -(partially unsaturated bicyclic oxo-
 30 heterocyclyl), or $-(5-6 \text{ membered heterocycloalkylene})$ -phenyl, each of which is optionally substituted with 1, 2, or 3 substituents independently selected from the group consisting of

- 29 -

halogen, C₁₋₆ haloalkyl, C₁₋₆ alkyl, C₃₋₆ cycloalkyl, C₁₋₆ alkoxy, and C₁₋₆ haloalkoxy. In certain other embodiments, X is -(C₂₋₆ alkenylene)-phenyl, -(C₁₋₆ alkylene)-phenyl, -(C₁₋₆ alkylene)-heteroaryl, -(C₁₋₆ alkylene)-(partially unsaturated bicyclic heterocyclyl), -(C₁₋₆ alkylene)-(partially unsaturated bicyclic oxo-heterocyclyl), or -(5-6 membered heterocycloalkylene)-phenyl, each of which is optionally substituted with 1, 2, or 3 substituents independently selected from the group consisting of halogen, C₁₋₆ haloalkyl, C₁₋₆ alkyl, C₃₋₆ cycloalkyl, C₁₋₆ alkoxy, and C₁₋₆ haloalkoxy. In certain other embodiments, X is -(C₂₋₆ alkenylene)-phenyl, -(C₁₋₆ alkylene)-phenyl, or -(C₁₋₆ alkylene)-heteroaryl), each of which is optionally substituted with 1, 2, or 3 substituents independently selected from the group consisting of halogen, C₁₋₆ haloalkyl, C₁₋₆ alkyl, C₃₋₆ cycloalkyl, C₁₋₆ alkoxy, and C₁₋₆ haloalkoxy.

[00097] In certain embodiments, X is -(C₁₋₆ alkylene)-Z¹ or -(C₂₋₆ alkenylene)-Z¹, wherein Z¹ is -O-aralkyl, -O-heteroaralkyl, -O-phenyl, -O-heteroaryl, -O-(partially unsaturated bicyclic carbocyclyl), -O-(C₁₋₆ alkylene)-(C₃₋₆ cycloalkyl), -O-(C₃₋₆ cycloalkyl), -N(R⁴)-aralkyl, -N(R⁴)-phenyl, -N(R⁴)-(partially unsaturated bicyclic carbocyclyl), or -N(R⁴)-(C₁₋₆ alkylene)-(C₃₋₆ cycloalkyl), each of which is optionally substituted with 1, 2, or 3 substituents independently selected from the group consisting of halogen, C₁₋₆ haloalkyl, C₁₋₆ alkyl, C₃₋₆ cycloalkyl, C₁₋₆ alkoxy, and C₁₋₆ haloalkoxy. In certain other embodiments, X is -(C₁₋₆ alkylene)-Z¹, wherein Z¹ is -O-aralkyl, -O-phenyl, -O-(partially unsaturated bicyclic carbocyclyl), -O-(C₁₋₆alkylene)-(C₃₋₆ cycloalkyl), -O-(C₃₋₆ cycloalkyl), -N(R⁴)-aralkyl, -N(R⁴)-phenyl, -N(R⁴)-(partially unsaturated bicyclic carbocyclyl), or -N(R⁴)-(C₁₋₆ alkylene)-(C₃₋₆ cycloalkyl), each of which is optionally substituted with 1, 2, or 3 substituents independently selected from the group consisting of halogen, C₁₋₆ haloalkyl, C₁₋₆ alkyl, C₃₋₆ cycloalkyl, C₁₋₆ alkoxy, and C₁₋₆ haloalkoxy.

[00098] In certain embodiments, Y is -C(R⁶)(R⁷)-.

[00099] In certain embodiments, R⁶ and R⁷ are independently hydrogen or methyl.

[000100] In certain embodiments, Y is -C(R⁶)(R⁷)-, R⁶ and R⁷ are independently hydrogen or methyl, and X is attached at the 7-position of the 1,2,3,4-tetrahydroquinolinyl ring.

[000101] In certain embodiments, Y is -O-.

[000102] In certain embodiments, X is attached at the *meta* or *para* position on the phenyl group relative to variable Y. In certain embodiments, X is attached on the phenyl at the

- 30 -

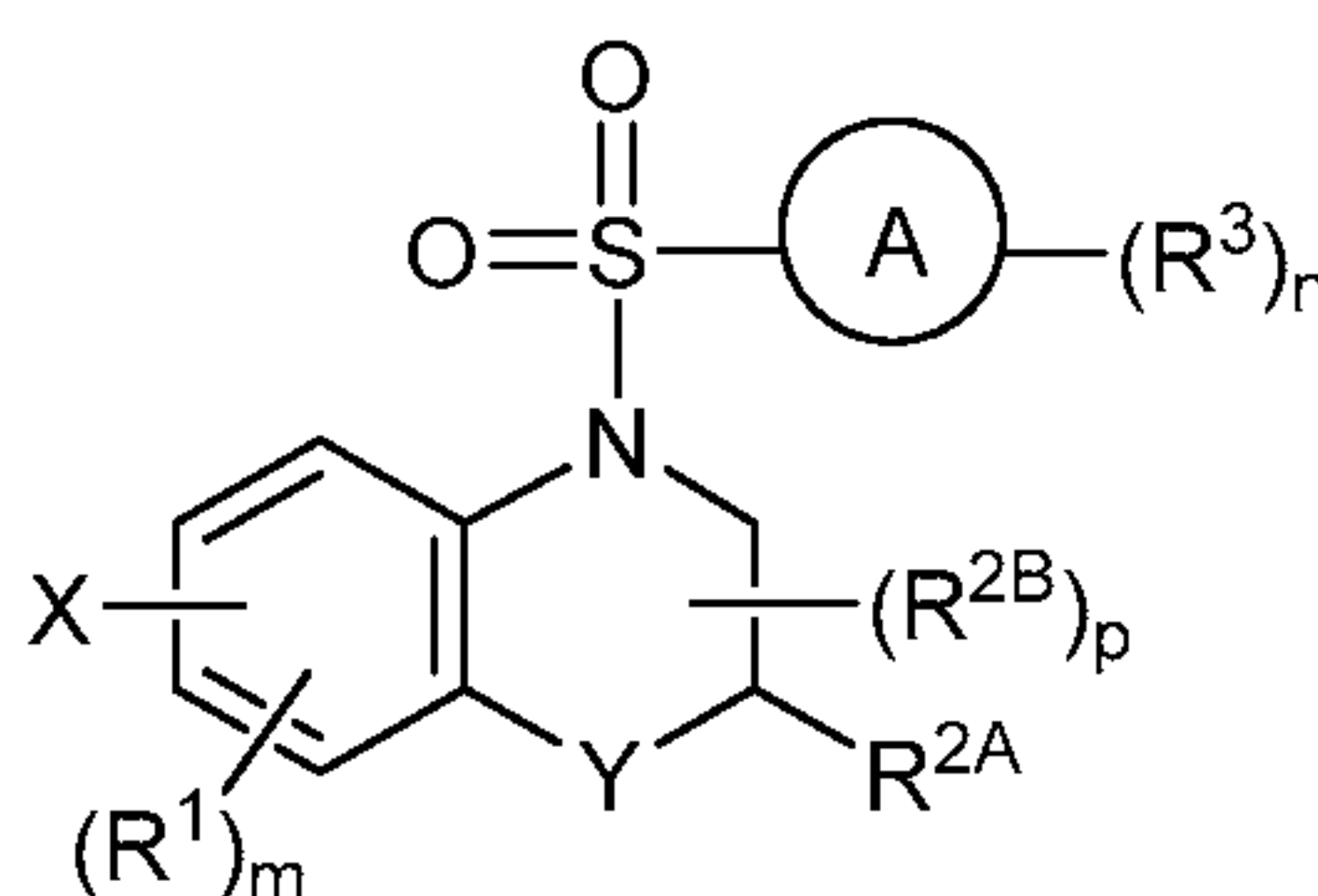
position located *para* to group Y. In certain embodiments, X is attached at the 6-position of the 3,4-dihydro-2*H*-benzo[*b*][1,4]oxazinyl ring.

[000103] In certain embodiments, m is 0 or 1. In certain other embodiments, m is 1.

[000104] In certain embodiments, p is 0. In certain other embodiments, p is 1.

5 [000105] The definitions of variables in Formula I-A above encompass multiple chemical groups. The application contemplates embodiments where, for example, i) the definition of a variable is a single chemical group selected from those chemical groups set forth above, ii) the definition of a variable is a collection of two or more of the chemical groups selected from those set forth above, and iii) the compound is defined by a combination of variables in which
10 the variables are defined by (i) or (ii), *e.g.*, such as where A is phenylene and R³ is selected from the group consisting of C₁₋₆ haloalkyl, halogen, hydroxyl, and C₁₋₆ alkyl.

[000106] Another aspect of the invention provides a compound represented by Formula I-B:



15

(I-B)

or a pharmaceutically acceptable salt thereof; wherein:

A is phenylene;

R¹ represents independently for each occurrence halogen, methyl, ethyl, or cyclopropyl;

20 R^{2A} is C₁₋₆ alkyl substituted with 1 or 2 substituents independently selected from the group consisting of -CO₂R⁴, -N(R⁴)C(O)(C₁₋₆ alkyl), -CN, halogen, hydroxyl, C₁₋₆ alkoxy, C₁₋₆ haloalkoxy, C₁₋₆ haloalkyl, and -N(R⁴)(R⁵);

R^{2B} is methyl or ethyl;

R³ represents independently for each occurrence C₁₋₃ haloalkyl, halogen, and C₁₋₃ alkyl;

R⁴ and R⁵ each represent independently for each occurrence hydrogen or methyl;

- 31 -

R^6 and R^7 each represent independently for each occurrence hydrogen, methyl, or ethyl;

X is attached at the *meta* or *para* position on the phenyl group relative to variable Y, and X is one of the following:

- (i) -O-(C₁₋₆ alkylene)-phenyl, -O-(partially unsaturated bicyclic carbocyclyl), or -O-(C₁₋₆ alkylene)-(C₃₋₆ cycloalkyl), each of which is optionally substituted with 1, 2, or 3 substituents independently selected from the group consisting of halogen, C₁₋₆ haloalkyl, C₁₋₆ alkyl, and C₁₋₆ alkoxy;
- (ii) -(C₂₋₆ alkenylene)-phenyl or -(C₁₋₆ alkylene)-phenyl, each of which is optionally substituted with 1, 2, or 3 substituents independently selected from the group consisting of halogen, C₁₋₆ haloalkyl, C₁₋₆ alkyl, C₃₋₆ cycloalkyl, C₁₋₆ alkoxy, and C₁₋₆ haloalkoxy; or
- (iii) -(C₁₋₆ alkylene)-Z¹, wherein Z¹ is -O-aralkyl, -O-phenyl, -O-(partially unsaturated bicyclic carbocyclyl), -O-(C₁₋₆ alkylene)-(C₃₋₆ cycloalkyl), -O-(C₃₋₆ cycloalkyl), -N(R⁴)-aralkyl, -N(R⁴)-phenyl, -N(R⁴)-(partially unsaturated bicyclic carbocyclyl), or -N(R⁴)-(C₁₋₆ alkylene)-(C₃₋₆ cycloalkyl), each of which is optionally substituted with 1, 2, or 3 substituents independently selected from the group consisting of halogen, C₁₋₆ haloalkyl, C₁₋₆ alkyl, and C₁₋₆ alkoxy;

Y is -C(R⁶)(R⁷)- or -O-;

m and p are independently 0 or 1; and

n is 1 or 2.

[000107] In certain embodiments, X is -O-(C₁₋₆ alkylene)-phenyl optionally substituted with 1 or 2 substituents independently selected from the group consisting of halogen, C₁₋₆ haloalkyl, and C₁₋₆ alkyl.

[000108] In certain embodiments, Y is -C(R⁶)(R⁷)-. In certain embodiments, Y is O.

[000109] In certain embodiments, X is -O-(C₁₋₆ alkylene)-phenyl optionally substituted with 1 or 2 substituents independently selected from the group consisting of halogen, C₁₋₆ haloalkyl, and C₁₋₆ alkyl; Y is O; and X is attached at the *para* position on the phenyl group relative to variable Y.

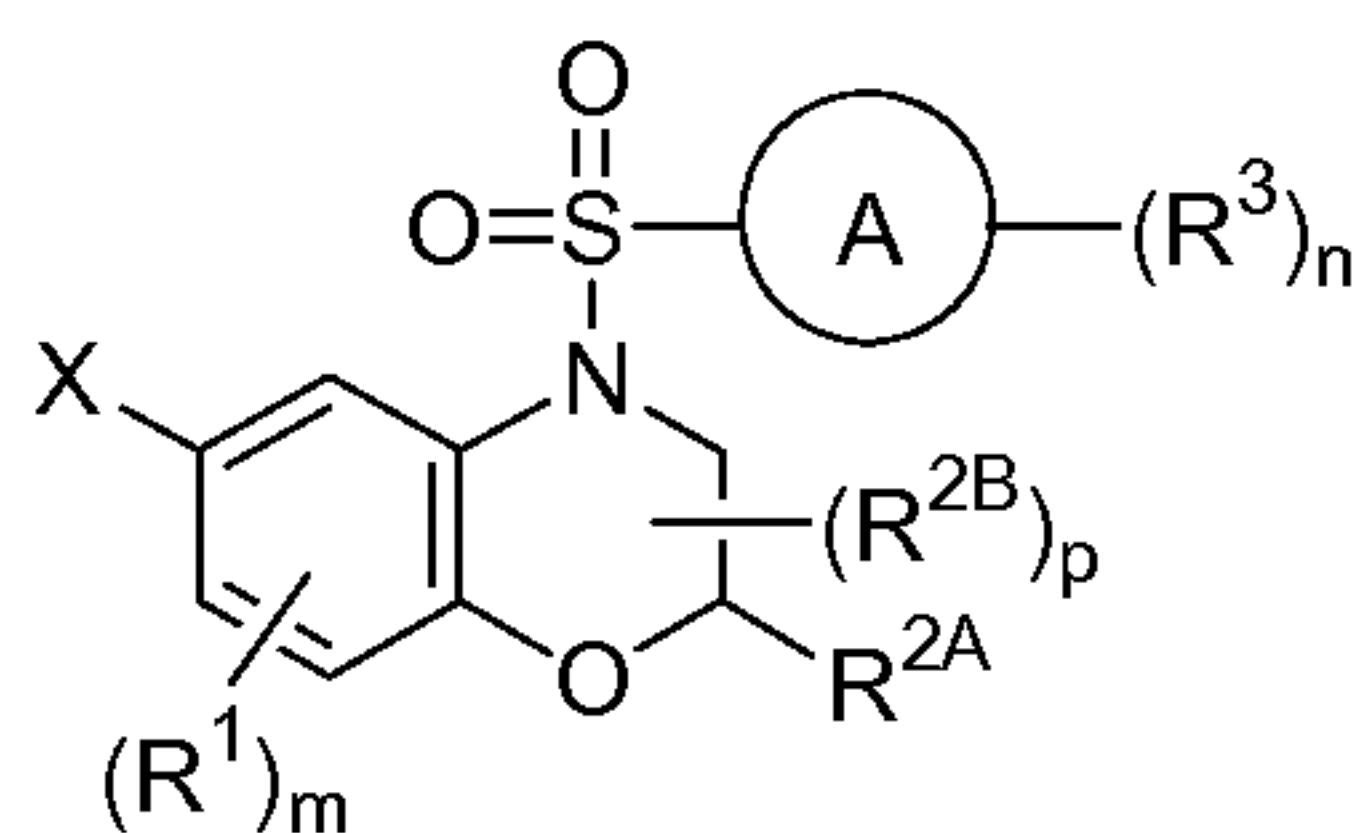
[000110] The definitions of variables in Formula I-B above encompass multiple chemical groups. The application contemplates embodiments where, for example, i) the definition of a variable is a single chemical group selected from those chemical groups set forth above, ii) the

- 32 -

definition of a variable is a collection of two or more of the chemical groups selected from those set forth above, and iii) the compound is defined by a combination of variables in which the variables are defined by (i) or (ii).

[000111] Another aspect of the invention provides a compound represented by Formula I-

5 C:



(I-C)

or a pharmaceutically acceptable salt thereof; wherein:

A is phenylene or pyridinylene;

10 R^1 represents independently for each occurrence halogen, methyl, ethyl, or cyclopropyl;

R^{2A} is C_{1-6} alkyl substituted with 1 or 2 substituents independently selected from the group consisting of $-CO_2R^4$, $-C(O)N(R^4)(R^5)$, $-N(R^4)C(O)R^8$, halogen, hydroxyl, C_{1-6} alkoxy, C_{1-6} haloalkoxy, and $-N(R^4)(R^5)$;

R^{2B} is methyl or ethyl;

15 R^3 represents independently for each occurrence C_{1-3} haloalkyl, halogen, C_{1-3} alkyl, or $-O-(C_{1-6}$ hydroxyalkyl);

R^4 and R^5 each represent independently for each occurrence hydrogen or methyl; or an occurrence of R^4 and R^5 attached to the same nitrogen atom are taken together with the nitrogen atom to which they are attached to form a 3-7 membered heterocyclic ring;

20 R^8 represents independently for each occurrence C_{1-6} alkyl, C_{3-6} cycloalkyl, or $-(C_{1-6}$ alkylene)-(C_{3-6} cycloalkyl), each of which is optionally substituted with 1, 2, or 3 substituents independently selected from the group consisting of halogen, hydroxyl, and $-CO_2R^4$;

- 33 -

X is -(C₂₋₆ alkenylene)-phenyl substituted with 1, 2, or 3 substituents independently selected from the group consisting of halogen, C₁₋₆ haloalkyl, C₁₋₆ alkyl, C₃₋₆ cycloalkyl, C₁₋₆ alkoxy, and C₁₋₆ haloalkoxy;

m and p are independently 0 or 1; and

5 n is 1 or 2.

[000112] In certain embodiments, A is phenylene. In certain other embodiments, A is pyridinylene.

[000113] In certain embodiments, R¹ is fluoro or methyl.

[000114] In certain embodiments, R^{2A} is C₁₋₆ alkyl substituted with -CO₂R⁴. In certain other embodiments, R^{2A} is C₁₋₆ alkyl substituted with -C(O)N(R⁴)(R⁵). In certain other
10 embodiments, R^{2A} is C₁₋₆ alkyl substituted by -C(O)N(R⁴)(R⁵), where R⁴ and R⁵ are taken together with the nitrogen atom to which they are attached to form a 3-8 membered heterocyclic ring substituted with 1, 2, or 3 substituents independently selected from the group consisting of C₁₋₆ haloalkyl, C₁₋₆ alkyl, and -CO₂R¹⁰, where R¹⁰ is hydrogen or C₁₋₆ alkyl.

[000115] In certain embodiments, R³ represents independently for each occurrence trifluoromethyl, halogen, or -O-(C₁₋₆ hydroxyalkyl).

[000116] In certain embodiments, R⁴ and R⁵ are taken together with the nitrogen atom to which they are attached to form a 3-7 membered heterocyclic ring. In certain other
20 embodiments, R⁴ and R⁵ each represent independently for each occurrence hydrogen, C₁₋₆ alkyl, or C₃₋₆ cycloalkyl; or an occurrence of R⁴ and R⁵ attached to the same nitrogen atom are taken together with the nitrogen atom to which they are attached to form a 3-8 membered heterocyclic ring, wherein the heterocyclic ring is substituted with 1, 2, or 3 substituents independently selected from the group consisting of halogen, C₁₋₆ haloalkyl, C₁₋₆ alkyl, C₃₋₆ cycloalkyl, C₁₋₆ alkoxy, C₁₋₆ haloalkoxy, hydroxyl, cyano, oxo, -CO₂R¹⁰, -C(O)R⁹, -
25 SO₂R⁹, -N(R¹⁰)C(O)R¹², and -C(O)N(R¹⁰)(R¹¹); wherein R¹⁰ and R¹¹ each represent independently for each occurrence hydrogen or C₁₋₆ alkyl, or R¹⁰ and R¹¹ are taken together with the carbon atom to which they are attached to form a 3-6 membered carbocyclic ring; and
30 R¹² is C₁₋₆ alkyl, C₃₋₆ cycloalkyl, -(C₁₋₆ alkylene)-(C₃₋₆ cycloalkyl), or aryl, each of which is optionally substituted with 1, 2, or 3 substituents independently selected from the group consisting of halogen, hydroxyl, or -CO₂R¹⁰. In certain other embodiments, R⁴ and R⁵ are

- 34 -

taken together with the nitrogen atom to which they are attached to form a 3-8 membered heterocyclic ring substituted with 1, 2, or 3 substituents independently selected from the group consisting of C₁₋₆ haloalkyl, C₁₋₆ alkyl, and -CO₂R¹⁰, where R¹⁰ is hydrogen or C₁₋₆ alkyl.

[000117] In certain embodiments, R⁸ is C₁₋₆ alkyl.

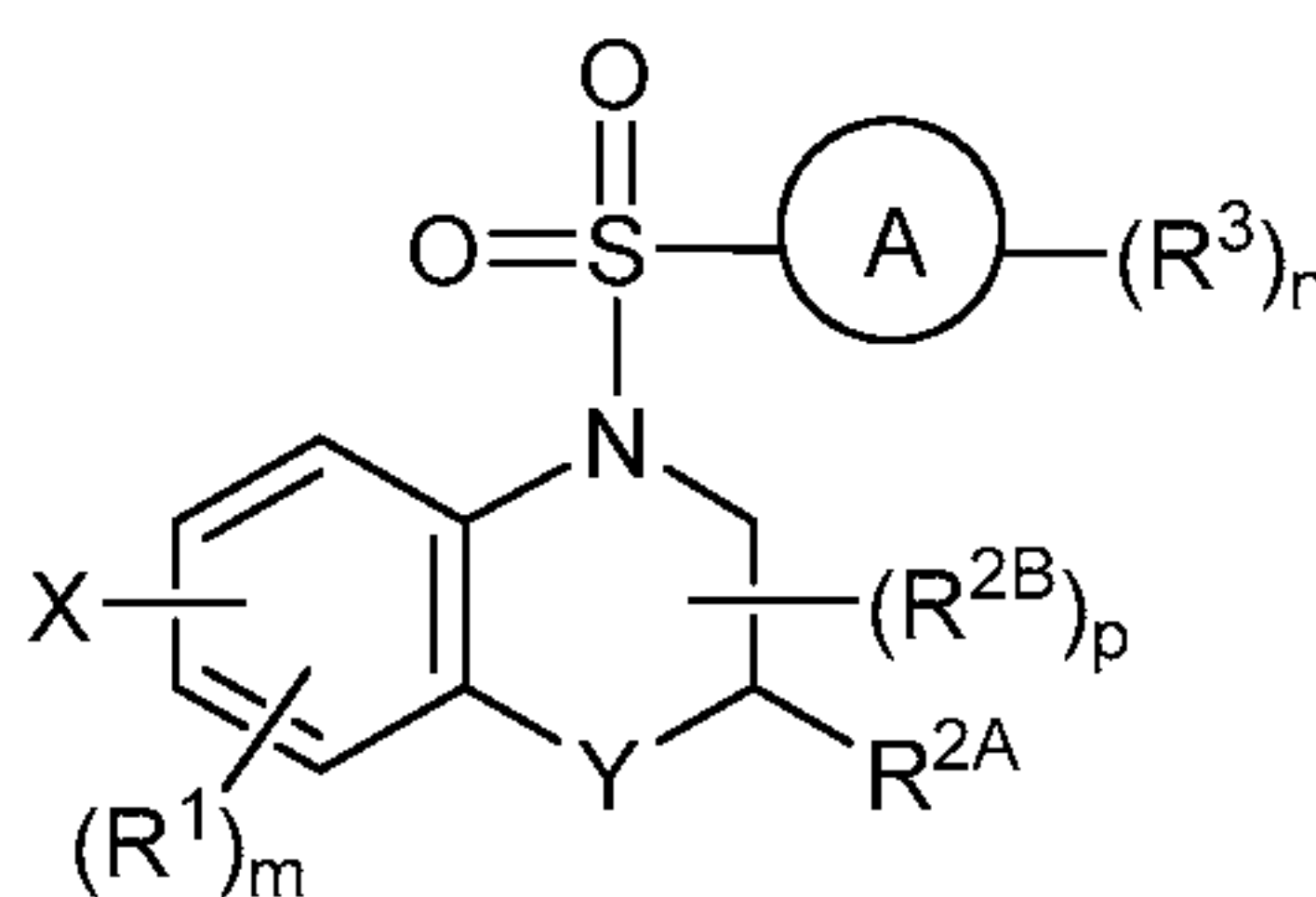
5 [000118] In certain embodiments, X is -(C₂₋₄ alkenylene)-phenyl substituted with 1, 2, or 3 substituents independently selected from the group consisting of halogen and C₁₋₆ haloalkyl. In certain embodiments, X is -(C₂₋₄ alkenylene)-phenyl substituted with 1, 2, or 3 substituents independently selected from the group consisting of chloro, fluoro, and trifluoromethyl. In certain embodiments, X is -(C₂₋₄ alkenylene)-phenyl substituted with 1 or 2 substituents
10 independently selected from the group consisting of chloro, fluoro, and trifluoromethyl, and said substituents are located at the *ortho* positions of the phenyl group.

[000119] In certain embodiments, m and p are independently 0. In certain embodiments, n is 1.

15 [000120] In certain embodiments, the compound is further selected from a solvate of Formula I-C or a pharmaceutically acceptable salt thereof.

[000121] The definitions of variables in Formula I-C above encompass multiple chemical groups. The application contemplates embodiments where, for example, i) the definition of a variable is a single chemical group selected from those chemical groups set forth above, ii) the definition of a variable is a collection of two or more of the chemical groups selected from
20 those set forth above, and iii) the compound is defined by a combination of variables in which the variables are defined by (i) or (ii).

[000122] Another aspect of the invention provides a compound represented by Formula I-D:



(I-D)

25

or a pharmaceutically acceptable salt thereof; wherein:

- 35 -

A is phenylene or 5-6 membered heteroaryl;

R¹ represents independently for each occurrence halogen, C₁₋₆ alkyl, C₁₋₆ haloalkyl, or C₃₋₆ cycloalkyl;

R^{2A} is C₁₋₆ alkyl, C₃₋₆ cycloalkyl, or -(C₁₋₆ alkylene)-(C₃₋₆ cycloalkyl), wherein the C₁₋₆ alkyl, C₃₋₆ cycloalkyl, and C₁₋₆ alkylene are optionally substituted with 1 or 2 substituents independently selected from the group consisting of -CO₂R⁴, -C(O)N(R⁴)(R⁵), -C(O)-N(R⁴)-(C₁₋₄ alkylene)-CO₂R⁴, -N(R⁴)C(O)R⁸, -CN, halogen, hydroxyl, C₁₋₆ alkoxy, C₁₋₆ haloalkoxy, C₁₋₆ haloalkyl, -N(R⁴)(R⁵), -N(R⁴)CO₂R⁹, and -N(R⁴)S(O)₂R⁹; or

R^{2B} is C₁₋₆ alkyl, C₁₋₃ haloalkyl, or fluoro;

R³ represents independently for each occurrence hydrogen, C₁₋₆ haloalkyl, halogen, hydroxyl, C₁₋₆ alkyl, C₃₋₆ cycloalkyl, C₁₋₆ alkoxy, C₁₋₆ haloalkoxy, -N(R⁴)(R⁸), -O-(C₁₋₆ hydroxyalkyl), or -O-(C₁₋₆ alkylene)-CO₂R⁴;

R⁴ and R⁵ each represent independently for each occurrence hydrogen, C₁₋₆ alkyl, or C₃₋₆ cycloalkyl; or an occurrence of R⁴ and R⁵ attached to the same nitrogen atom are taken together with the nitrogen atom to which they are attached to form a 3-8 membered heterocyclic ring;

R⁶ and R⁷ each represent independently for each occurrence hydrogen, fluoro, or C₁₋₆ alkyl, or R⁶ and R⁷ are taken together with the carbon atom to which they are attached to form a 3-6 membered carbocyclic ring; or R⁶ and a vicinal occurrence of R^{2B} are taken together to form a bond;

R⁸ represents independently for each occurrence C₁₋₆ alkyl, C₃₋₆ cycloalkyl, -(C₁₋₆ alkylene)-(C₃₋₆ cycloalkyl), or aryl, each of which is optionally substituted with 1, 2, or 3 substituents independently selected from the group consisting of halogen, hydroxyl, or -CO₂R⁴; or R⁸ is -CO₂R⁴;

R⁹ represents independently for each occurrence C₁₋₆ alkyl, C₃₋₆ cycloalkyl, -(C₁₋₆ alkylene)-(C₃₋₆ cycloalkyl), C₁₋₆ haloalkyl, or C₁₋₆ hydroxyalkyl;

X is attached at the *meta* or *para* position on the phenyl group relative to variable Y, and X is -(C₂₋₆ alkenylene)-phenyl, -(C₂₋₆ alkenylene)-heteroaryl, -(C₂₋₆ alkenylene)-(partially unsaturated 8-10 membered bicyclic ring containing 0-3 heteroatoms), -(C₁₋₆ alkylene)-phenyl, -(C₁₋₆ alkylene)-heteroaryl, -(C₁₋₆ alkylene)-(partially unsaturated bicyclic heterocyclyl),

- 36 -

-(C₁₋₆ alkylene)-(partially unsaturated bicyclic oxo-heterocyclyl), -(C₁₋₆ alkylene)-(C₃₋₆ cycloalkyl), -(5-6 membered heterocycloalkylene)-phenyl, or -(C₃₋₆ cycloalkylene)-phenyl, each of which is optionally substituted with 1, 2, or 3 substituents independently selected from the group consisting of halogen, C₁₋₆ haloalkyl, C₁₋₆ alkyl, C₃₋₆ cycloalkyl, C₁₋₆ alkoxy, C₁₋₆ haloalkoxy, -S-(C₁₋₆ alkyl), hydroxyl, cyano, -C(O)R⁹, and -SO₂R⁹;

Y is -C(R⁶)(R⁷)- or -O-,

m and p each represent independently for each occurrence 0, 1, or 2; and

n is 1, 2, or 3.

[000123] In certain embodiments, A is phenylene. In certain other embodiments, A is pyridinylene.

[000124] In certain embodiments, R¹ is fluoro or methyl.

[000125] In certain embodiments, R^{2A} is C₁₋₆ alkyl substituted with -CO₂R⁴. In certain other embodiments, R^{2A} is C₁₋₆ alkyl substituted with -C(O)N(R⁴)(R⁵). In certain other embodiments, R^{2A} is C₁₋₆ alkyl substituted by -C(O)N(R⁴)(R⁵), where R⁴ and R⁵ are taken together with the nitrogen atom to which they are attached to form a 3-8 membered heterocyclic ring substituted with 1, 2, or 3 substituents independently selected from the group consisting of C₁₋₆ haloalkyl, C₁₋₆ alkyl, and -CO₂R¹⁰, where R¹⁰ is hydrogen or C₁₋₆ alkyl.

[000126] In certain embodiments, R³ represents independently for each occurrence trifluoromethyl, halogen, or -O-(C₁₋₆ hydroxyalkyl).

[000127] In certain embodiments, R⁴ and R⁵ are taken together with the nitrogen atom to which they are attached to form a 3-7 membered heterocyclic ring. In certain other embodiments, R⁴ and R⁵ each represent independently for each occurrence hydrogen, C₁₋₆ alkyl, or C₃₋₆ cycloalkyl; or an occurrence of R⁴ and R⁵ attached to the same nitrogen atom are taken together with the nitrogen atom to which they are attached to form a 3-8 membered heterocyclic ring, wherein the heterocyclic ring is substituted with 1, 2, or 3 substituents independently selected from the group consisting of halogen, C₁₋₆ haloalkyl, C₁₋₆ alkyl, C₃₋₆ cycloalkyl, C₁₋₆ alkoxy, C₁₋₆ haloalkoxy, hydroxyl, cyano, oxo, -CO₂R¹⁰, -C(O)R⁹, -SO₂R⁹, -N(R¹⁰)C(O)R¹², and -C(O)N(R¹⁰)(R¹¹); wherein R¹⁰ and R¹¹ each represent independently for each occurrence hydrogen or C₁₋₆ alkyl, or R¹⁰ and R¹¹ are taken together with the carbon atom to which they are attached to form a 3-6 membered carbocyclic ring; and

- 37 -

R¹² is C₁₋₆ alkyl, C₃₋₆ cycloalkyl, -(C₁₋₆ alkylene)-(C₃₋₆ cycloalkyl), or aryl, each of which is optionally substituted with 1, 2, or 3 substituents independently selected from the group consisting of halogen, hydroxyl, or -CO₂R¹⁰. In certain other embodiments, R⁴ and R⁵ are taken together with the nitrogen atom to which they are attached to form a 3-8 membered
5 heterocyclic ring substituted with 1, 2, or 3 substituents independently selected from the group consisting of C₁₋₆ haloalkyl, C₁₋₆ alkyl, and -CO₂R¹⁰, where R¹⁰ is hydrogen or C₁₋₆ alkyl.

[000128] In certain embodiments, R⁸ is C₁₋₆ alkyl.

[000129] In certain embodiments, X is attached at the *para* position on the phenyl group relative to variable Y.

10 [000130] In certain embodiments, X is -(C₂₋₄ alkenylene)-phenyl substituted with 1, 2, or 3 substituents independently selected from the group consisting of halogen and C₁₋₆ haloalkyl. In certain embodiments, X is -(C₂₋₄ alkenylene)-phenyl substituted with 1, 2, or 3 substituents independently selected from the group consisting of chloro, fluoro, and trifluoromethyl. In certain embodiments, X is -(C₂₋₄ alkenylene)-phenyl substituted with 1 or 2 substituents
15 independently selected from the group consisting of chloro, fluoro, and trifluoromethyl, and said substituents are located at the *ortho* positions of the phenyl group.

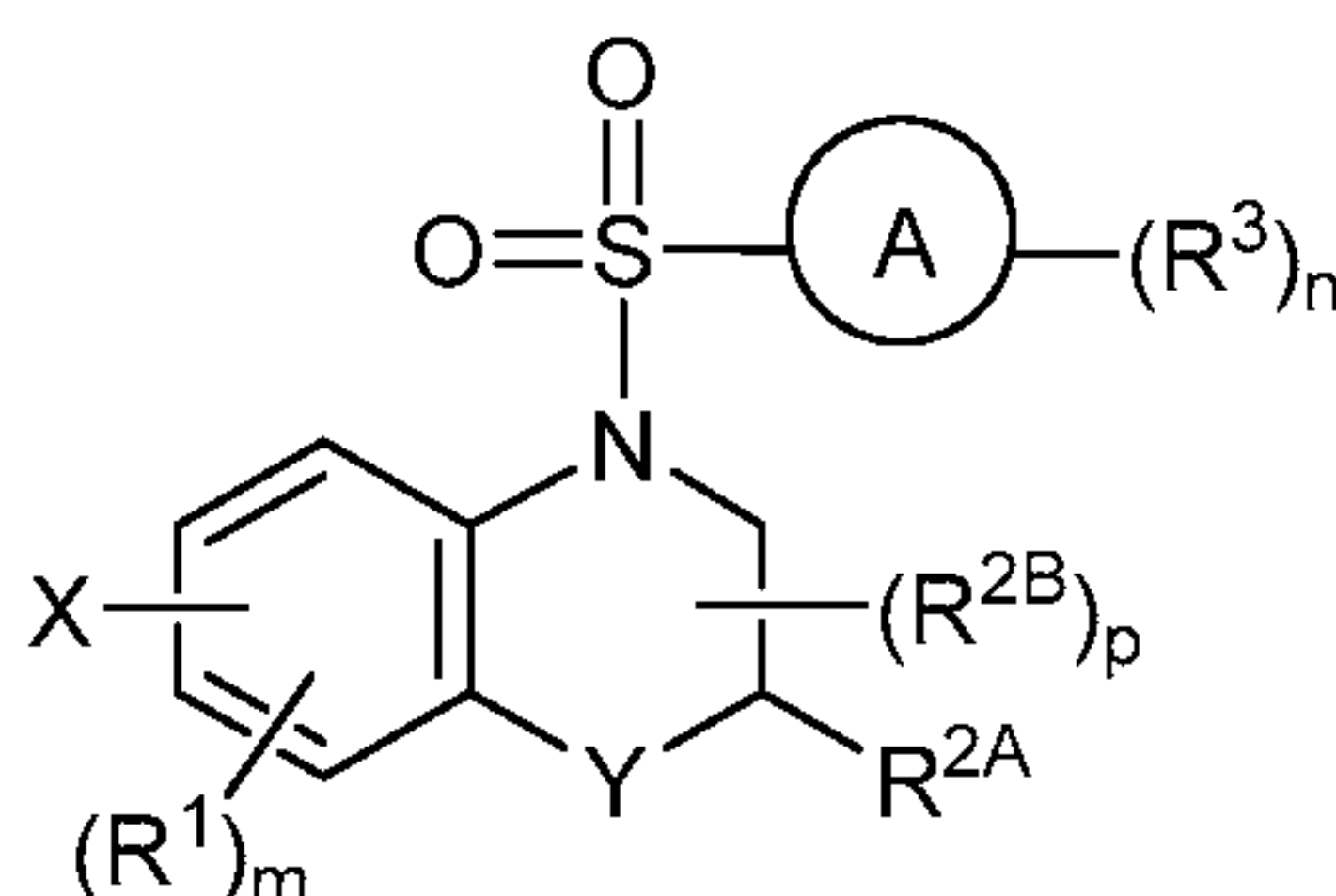
[000131] In certain embodiments, m and p are independently 0. In certain embodiments, n is 1.

[000132] In certain embodiments, the compound is further selected from a solvate of
20 Formula I-D or a pharmaceutically acceptable salt thereof.

[000133] The definitions of variables in Formula I-D above encompass multiple chemical groups. The application contemplates embodiments where, for example, i) the definition of a variable is a single chemical group selected from those chemical groups set forth above, ii) the definition of a variable is a collection of two or more of the chemical groups selected from
25 those set forth above, and iii) the compound is defined by a combination of variables in which the variables are defined by (i) or (ii).

- 38 -

[000134] Another aspect of the invention provides a compound represented by Formulae III or IV:



(III)

5 or a pharmaceutically acceptable salt thereof; wherein:

A is phenylene, 5-6 membered heteroarylene, or C₃₋₆ heterocycloalkylene;

R¹ represents independently for each occurrence halogen, C₁₋₆ alkyl, C₁₋₆ haloalkyl, or C₃₋₆ cycloalkyl;

10 R^{2A} is -(C₁₋₂ alkylene)-(2-8 membered heteroalkylene)-CO₂R⁴, -(C₁₋₆ alkylene)-C(O)N(R⁴)(C₁₋₆ hydroxyalkylene)-CO₂R⁴, or -(C₁₋₆ alkylene)-N(R⁴)C(O)N(R⁴)-(C₁₋₆ alkylene)-CO₂R⁴; wherein the C₁₋₆ alkylene is optionally substituted with 1 or 2 substituents independently selected from the group consisting of -CO₂R⁴, -C(O)N(R⁴)(R⁵), -CN, halogen, hydroxyl, C₁₋₆ alkoxy, C₁₋₆ haloalkoxy, C₁₋₆ haloalkyl, and -N(R⁴)(R⁵);

R^{2B} is C₁₋₆ alkyl, C₁₋₃ haloalkyl, or fluoro;

15 R³ represents independently for each occurrence hydrogen, C₁₋₆ haloalkyl, halogen, hydroxyl, C₁₋₆ alkyl, C₃₋₆ cycloalkyl, C₁₋₆ alkoxy, C₁₋₆ haloalkoxy, -N(R⁴)(R⁸), -O-(C₁₋₆ hydroxyalkyl), or -O-(C₁₋₆ alkylene)-CO₂R⁴; or two vicinal occurrences of R³ are taken together with intervening atoms to form a 4-6 membered ring;

20 R⁴ and R⁵ each represent independently for each occurrence hydrogen, C₁₋₆ alkyl, or C₃₋₆ cycloalkyl; or an occurrence of R⁴ and R⁵ attached to the same nitrogen atom are taken together with the nitrogen atom to which they are attached to form a 3-8 membered heterocyclic ring;

25 R⁶ and R⁷ each represent independently for each occurrence hydrogen, fluoro, or C₁₋₆ alkyl, or R⁶ and R⁷ are taken together with the carbon atom to which they are attached to form a 3-6 membered carbocyclic ring; or R⁶ and a vicinal occurrence of R^{2B} are taken together to form a bond;

- 39 -

R^8 represents independently for each occurrence C_{1-6} alkyl, C_{3-6} cycloalkyl, $-(C_{1-6}$ alkylene)-(C_{3-6} cycloalkyl), or aryl, each of which is optionally substituted with 1, 2, or 3 substituents independently selected from the group consisting of halogen, hydroxyl, or $-CO_2R^4$; or R^8 is $-CO_2R^4$;

5 R^9 represents independently for each occurrence C_{1-6} alkyl, C_{3-6} cycloalkyl, $-(C_{1-6}$ alkylene)-(C_{3-6} cycloalkyl), C_{1-6} haloalkyl, or C_{1-6} hydroxyalkyl;

X is one of the following:

- (i) -O-aralkyl, -O-heteroaralkyl, -O-phenyl, -O-heteroaryl, -O-(partially unsaturated bicyclic carbocyclyl), -O-(C_{1-6} alkylene)-(C_{3-6} cycloalkyl), -O-(C_{3-6} cycloalkyl), -N(R^4)-aralkyl, -N(R^4)-
10 phenyl, -N(R^4)-(partially unsaturated bicyclic carbocyclyl), or -N(R^4)-(C_{1-6} alkylene)-(C_{3-6} cycloalkyl), each of which is optionally substituted with 1, 2, or 3 substituents independently selected from the group consisting of halogen, C_{1-6} haloalkyl, C_{1-6} alkyl, C_{3-6} cycloalkyl, C_{1-6} alkoxy, C_{1-6} haloalkoxy, -S-(C_{1-6} alkyl), hydroxyl, cyano, $-C(O)R^9$, and $-SO_2R^9$;
- (ii) -S-aralkyl, -S-heteroaralkyl, -S-phenyl, -S-heteroaryl, -S-(partially unsaturated bicyclic carbocyclyl), -S-(C_{1-6} alkylene)-(C_{3-6} cycloalkyl), or -S-(C_{3-6} cycloalkyl), each of which is
15 optionally substituted with 1, 2, or 3 substituents independently selected from the group consisting of halogen, C_{1-6} haloalkyl, C_{1-6} alkyl, C_{3-6} cycloalkyl, C_{1-6} alkoxy, C_{1-6} haloalkoxy, -S-(C_{1-6} alkyl), hydroxyl, cyano, $-C(O)R^9$, and $-SO_2R^9$;
- (iii) $-(C_{2-6}$ alkenylene)-phenyl, $-(C_{2-6}$ alkenylene)-heteroaryl, $-(C_{2-6}$ alkenylene)-(partially
20 unsaturated 8-10 membered bicyclic ring containing 0-3 heteroatoms), $-(C_{1-6}$ alkylene)-phenyl, $-(C_{1-6}$ alkylene)-heteroaryl, $-(C_{1-6}$ alkylene)-(partially unsaturated bicyclic heterocyclyl), $-(C_{1-6}$ alkylene)-(partially unsaturated bicyclic oxo-heterocyclyl), $-(C_{1-6}$ alkylene)-(C_{3-6} cycloalkyl), $-(5-6$ membered heterocycloalkylene)-phenyl, or $-(C_{3-6}$ cycloalkylene)-phenyl, each of which is optionally substituted with 1, 2, or 3 substituents independently selected from
25 the group consisting of halogen, C_{1-6} haloalkyl, C_{1-6} alkyl, C_{3-6} cycloalkyl, C_{1-6} alkoxy, C_{1-6} haloalkoxy, -S-(C_{1-6} alkyl), hydroxyl, cyano, $-C(O)R^9$, and $-SO_2R^9$;
- (iv) $-(C_{2-6}$ alkenylene)-(C_{1-6} alkyl), $-(C_{2-6}$ alkenylene)-(C_{3-6} cycloalkyl), or



, each of which is optionally substituted with 1, 2, or 3 substituents independently selected from the group consisting of halogen, C_{1-6} haloalkyl, C_{1-6} alkyl, C_{3-6}

- 40 -

cycloalkyl, C₁₋₆ alkoxy, C₁₋₆ haloalkoxy, -S-(C₁₋₆ alkyl), hydroxyl, cyano, -C(O)R⁹, and -SO₂R⁹, wherein A* is a 5-8 membered, partially saturated carbocyclic or heterocyclic ring; or

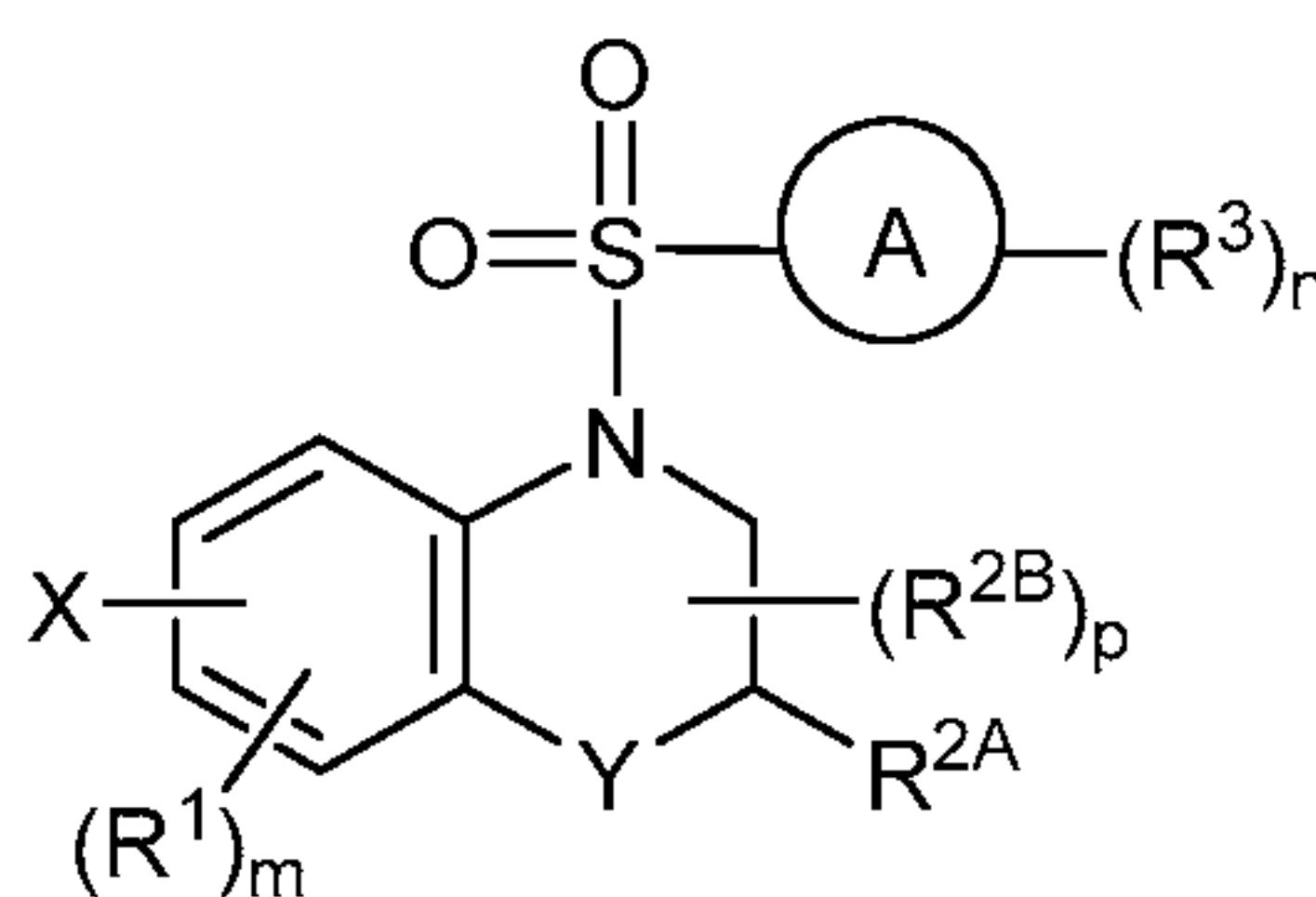
- (v) -(C₁₋₆ alkylene)-Z¹ or -(C₂₋₆ alkenylene)-Z¹, wherein Z¹ is -O-aralkyl, -O-heteroaralkyl, -O-phenyl, -O-heteroaryl, -O-(partially unsaturated bicyclic carbocyclyl), -O-(C₁₋₆ alkylene)-(C₃₋₆ cycloalkyl), -O-(C₃₋₆ cycloalkyl), -N(R⁴)-aralkyl, -N(R⁴)-phenyl, -N(R⁴)-(partially unsaturated bicyclic carbocyclyl), -N(R⁴)-(C₁₋₆ alkylene)-(C₃₋₆ cycloalkyl), or -N(R⁴)-(C₃₋₆ cycloalkyl), each of which is optionally substituted with 1, 2, or 3 substituents independently selected from the group consisting of halogen, C₁₋₆ haloalkyl, C₁₋₆ alkyl, C₃₋₆ cycloalkyl, C₁₋₆ alkoxy, C₁₋₆ haloalkoxy, -S-(C₁₋₆ alkyl), hydroxyl, cyano, -C(O)R⁹, and -SO₂R⁹;

10 Y is -C(R⁶)(R⁷)-, -O-, -C(O)-, or -S(O)_p-;

m and p each represent independently for each occurrence 0, 1, or 2; and

n is 1, 2, or 3; and

Formula IV is represented by:



15

(IV)

or a pharmaceutically acceptable salt thereof; wherein:

A is phenylene, 5-6 membered heteroarylene, or C₃₋₆ heterocycloalkylene;

R¹ represents independently for each occurrence halogen, C₁₋₆ alkyl, C₁₋₆ haloalkyl, or C₃₋₆ cycloalkyl;

20 R^{2A} is one of the following:

- (i) hydrogen, C₁₋₆ alkyl, C₁₋₃ haloalkyl, C₃₋₆ cycloalkyl, -(C₁₋₆ alkylene)-(C₃₋₆ cycloalkyl), -O-(C₁₋₆ alkylene)-CO₂R⁴, -O-(C₁₋₆ alkylene)-C(O)-(C₁₋₆ alkyl), -N(R⁴)-(C₁₋₆ alkylene)-CO₂R⁴, or -N(R⁴)-(C₁₋₆ alkylene)-C(O)-(C₁₋₆ alkyl), wherein the C₁₋₆ alkyl, C₃₋₆ cycloalkyl, and C₁₋₆ alkylene are optionally substituted with 1 or 2 substituents independently selected from the group consisting of -CO₂R⁴, -C(O)N(R⁴)(R⁵), -C(O)-N(R⁴)-(C₁₋₄ alkylene)-CO₂R⁴, -
- 25

- 41 -

$N(R^4)C(O)R^8$, -CN, halogen, hydroxyl, C_{1-6} alkoxy, C_{1-6} haloalkoxy, C_{1-6} haloalkyl, $-N(R^4)(R^5)$, $-N(R^4)C(O)N(R^4)(R^5)$, $-N(R^4)CO_2R^9$, $-N(R^4)S(O)_2R^9$, and $-N(R^4)S(O)_2N(R^4)(R^5)$; or

- (ii) $-CO_2R^4$, $-N(R^4)C(O)R^9$, $-N(R^4)CO_2R^9$, $-N(R^4)C(O)N(R^4)(R^5)$, $-N(R^4)C(O)N(R^4)(\text{heteroaryl})$, $-N(R^4)S(O)_2R^9$, $-N(R^4)(R^5)$, -OH, or $-(C_{1-2} \text{ alkylene})-(2-8 \text{ membered heteroalkylene})-CO_2R^4$;

R^{2B} is C_{1-6} alkyl, C_{1-3} haloalkyl, or fluoro;

R^3 represents independently for each occurrence hydrogen, C_{1-6} haloalkyl, halogen, hydroxyl, C_{1-6} alkyl, C_{3-6} cycloalkyl, C_{1-6} alkoxy, C_{1-6} haloalkoxy, $-N(R^4)(R^8)$, $-O-(C_{1-6} \text{ hydroxyalkyl})$, or $-O-(C_{1-6} \text{ alkylene})-CO_2R^4$; or two vicinal occurrences of R^3 are taken together with intervening atoms to form a 4-6 membered ring;

R^4 and R^5 each represent independently for each occurrence hydrogen, C_{1-6} alkyl, or C_{3-6} cycloalkyl; or an occurrence of R^4 and R^5 attached to the same nitrogen atom are taken together with the nitrogen atom to which they are attached to form a 3-8 membered heterocyclic ring;

R^6 and R^7 each represent independently for each occurrence hydrogen, fluoro, or C_{1-6} alkyl, or R^6 and R^7 are taken together with the carbon atom to which they are attached to form a 3-6 membered carbocyclic ring; or R^6 and a vicinal occurrence of R^{2B} are taken together to form a bond;

R^8 represents independently for each occurrence C_{1-6} alkyl, C_{3-6} cycloalkyl, $-(C_{1-6} \text{ alkylene})-(C_{3-6} \text{ cycloalkyl})$, or aryl, each of which is optionally substituted with 1, 2, or 3 substituents independently selected from the group consisting of halogen, hydroxyl, or $-CO_2R^4$; or R^8 is $-CO_2R^4$;

R^9 represents independently for each occurrence C_{1-6} alkyl, C_{3-6} cycloalkyl, $-(C_{1-6} \text{ alkylene})-(C_{3-6} \text{ cycloalkyl})$, C_{1-6} haloalkyl, or C_{1-6} hydroxyalkyl;

X is C_{4-7} cycloalkenyl, C_{3-7} cycloalkyl, or an 8-10 membered, bicyclic partially saturated carbocycl, each of which is optionally substituted with 1, 2, or 3 substituents independently selected from the group consisting of halogen, C_{1-6} haloalkyl, C_{1-6} alkyl, C_{3-6} cycloalkyl, C_{1-6} alkoxy, C_{1-6} haloalkoxy, $-S-(C_{1-6} \text{ alkyl})$, hydroxyl, cyano, $-C(O)R^9$, and $-SO_2R^9$;

Y is $-C(R^6)(R^7)-$, $-O-$, $-C(O)-$, or $-S(O)_p-$;

m and p each represent independently for each occurrence 0, 1, or 2; and

- 42 -

n is 1, 2, or 3.

[000135] In certain embodiments, the compound is a compound of Formula III or a pharmaceutically acceptable salt thereof. In certain embodiments, the compound is a compound of Formula IV or a pharmaceutically acceptable salt thereof.

5 **[000136]** In certain embodiments, A is phenylene or 5-6 membered heteroarylene.

[000137] In certain embodiments, R¹ represents independently for each occurrence halogen or C₁₋₆ alkyl.

[000138] In certain embodiments, R³ represents independently for each occurrence hydrogen, C₁₋₆ haloalkyl, halogen, hydroxyl, C₁₋₆ alkyl, C₃₋₄ cycloalkyl, C₁₋₆ alkoxy, or C₁₋₆ haloalkoxy.

10

[000139] In certain embodiments, R⁴ and R⁵ each represent independently for each occurrence hydrogen, C₁₋₆ alkyl, or C₃₋₆ cycloalkyl; or an occurrence of R⁴ and R⁵ attached to the same nitrogen atom are taken together with the nitrogen atom to which they are attached to form a 3-8 membered heterocyclic ring, wherein the heterocyclic ring is substituted with 1, 2, or 3 substituents independently selected from the group consisting of halogen, C₁₋₆ haloalkyl, C₁₋₆ alkyl, C₃₋₆ cycloalkyl, C₁₋₆ alkoxy, C₁₋₆ haloalkoxy, hydroxyl, cyano, oxo, -CO₂R¹⁰, -C(O)R⁹, -SO₂R⁹, -N(R¹⁰)C(O)R¹², and -C(O)N(R¹⁰)(R¹¹); wherein R¹⁰ and R¹¹ each represent independently for each occurrence hydrogen or C₁₋₆ alkyl, or R¹⁰ and R¹¹ are taken together with the carbon atom to which they are attached to form a 3-6 membered carbocyclic ring; and

15 R¹² is C₁₋₆ alkyl, C₃₋₆ cycloalkyl, -(C₁₋₆ alkylene)-(C₃₋₆ cycloalkyl), or aryl, each of which is optionally substituted with 1, 2, or 3 substituents independently selected from the group consisting of halogen, hydroxyl, or -CO₂R¹⁰. In certain other embodiments, R⁴ and R⁵ are taken together with the nitrogen atom to which they are attached to form a 3-8 membered heterocyclic ring substituted with 1, 2, or 3 substituents independently selected from the group consisting of C₁₋₆ haloalkyl, C₁₋₆ alkyl, and -CO₂R¹⁰, where R¹⁰ is hydrogen or C₁₋₆ alkyl.

20

25

[000140] In certain embodiments, Y is -C(R⁶)(R⁷)-. In certain other embodiments, Y is -O-. In yet other embodiments, Y is -S(O)_p-.

[000141] In connection with Formula III, in certain embodiments, X is -O-aralkyl, -O-heteroaralkyl, -O-phenyl, -O-heteroaryl, -O-(partially unsaturated bicyclic carbocyclyl), -O-(C₁₋₆ alkylene)-(C₃₋₆ cycloalkyl), -O-(C₃₋₆ cycloalkyl), -N(R⁴)-aralkyl, -N(R⁴)-phenyl, -N(R⁴)-

30

- 43 -

(partially unsaturated bicyclic carbocyclyl), or $-N(R^4)-(C_{1-6} \text{ alkylene})-(C_{3-6} \text{ cycloalkyl})$, each of which is optionally substituted with 1, 2, or 3 substituents independently selected from the group consisting of halogen, C_{1-6} haloalkyl, C_{1-6} alkyl, C_{3-6} cycloalkyl, C_{1-6} alkoxy, C_{1-6} haloalkoxy, $-S-(C_{1-6} \text{ alkyl})$, hydroxyl, cyano, $-C(O)R^9$, and $-SO_2R^9$. In certain embodiments, X is $-S\text{-aralkyl}$, $-S\text{-heteroaralkyl}$, $-S\text{-phenyl}$, $-S\text{-heteroaryl}$, $-S\text{-(partially unsaturated bicyclic carbocyclyl)}$, $-S-(C_{1-6} \text{ alkylene})-(C_{3-6} \text{ cycloalkyl})$, or $-S-(C_{3-6} \text{ cycloalkyl})$, each of which is optionally substituted with 1, 2, or 3 substituents independently selected from the group consisting of halogen, C_{1-6} haloalkyl, C_{1-6} alkyl, C_{3-6} cycloalkyl, C_{1-6} alkoxy, C_{1-6} haloalkoxy, $-S-(C_{1-6} \text{ alkyl})$, hydroxyl, cyano, $-C(O)R^9$, and $-SO_2R^9$. In certain embodiments, X is $-(C_{2-6} \text{ alkenylene})\text{-phenyl}$, $-(C_{2-6} \text{ alkenylene})\text{-heteroaryl}$, $-(C_{2-6} \text{ alkenylene})\text{-(partially unsaturated 8-10 membered bicyclic ring containing 0-3 heteroatoms)}$, $-(C_{1-6} \text{ alkylene})\text{-phenyl}$, $-(C_{1-6} \text{ alkylene})\text{-heteroaryl}$, $-(C_{1-6} \text{ alkylene})\text{-(partially unsaturated bicyclic heterocyclyl)}$, $-(C_{1-6} \text{ alkylene})\text{-(partially unsaturated bicyclic oxo-heterocyclyl)}$, $-(C_{1-6} \text{ alkylene})\text{-(}C_{3-6}\text{ cycloalkyl)}$, $-(5\text{-}6 \text{ membered heterocycloalkylene})\text{-phenyl}$, or $-(C_{3-6} \text{ cycloalkylene})\text{-phenyl}$, each of which is optionally substituted with 1, 2, or 3 substituents independently selected from the group consisting of halogen, C_{1-6} haloalkyl, C_{1-6} alkyl, C_{3-6} cycloalkyl, C_{1-6} alkoxy, C_{1-6} haloalkoxy, $-S-(C_{1-6} \text{ alkyl})$, hydroxyl, cyano, $-C(O)R^9$, and $-SO_2R^9$. In certain embodiments, X is $-(C_{2-6} \text{ alkenylene})\text{-(}C_{1-6}\text{ alkyl)}$, $-(C_{2-6} \text{ alkenylene})\text{-(}C_{3-6}\text{ cycloalkyl)}$, or



, each of which is optionally substituted with 1, 2, or 3 substituents independently selected from the group consisting of halogen, C_{1-6} haloalkyl, C_{1-6} alkyl, C_{3-6} cycloalkyl, C_{1-6} alkoxy, C_{1-6} haloalkoxy, $-S-(C_{1-6} \text{ alkyl})$, hydroxyl, cyano, $-C(O)R^9$, and $-SO_2R^9$, wherein A^* is a 5-8 membered, partially saturated carbocyclic or heterocyclic ring. In certain embodiments, X is $-(C_{1-6} \text{ alkylene})\text{-}Z^1$ or $-(C_{2-6} \text{ alkenylene})\text{-}Z^1$, wherein Z^1 is $-O\text{-aralkyl}$, $-O\text{-heteroaralkyl}$, $-O\text{-phenyl}$, $-O\text{-heteroaryl}$, $-O\text{-(partially unsaturated bicyclic carbocyclyl)}$, $-O\text{-(}C_{1-6}\text{ alkylene})\text{-(}C_{3-6}\text{ cycloalkyl)}$, $-O\text{-(}C_{3-6}\text{ cycloalkyl)}$, $-N(R^4)\text{-aralkyl}$, $-N(R^4)\text{-phenyl}$, $-N(R^4)\text{-(partially unsaturated bicyclic carbocyclyl)}$, $-N(R^4)\text{-(}C_{1-6}\text{ alkylene})\text{-(}C_{3-6}\text{ cycloalkyl)}$, or $-N(R^4)\text{-(}C_{3-6}\text{ cycloalkyl)}$, each of which is optionally substituted with 1, 2, or 3 substituents independently selected from the group consisting of halogen, C_{1-6} haloalkyl, C_{1-6} alkyl, C_{3-6} cycloalkyl, C_{1-6} alkoxy, C_{1-6} haloalkoxy, $-S-(C_{1-6} \text{ alkyl})$, hydroxyl, cyano, $-C(O)R^9$, and $-SO_2R^9$. In certain embodiments, X is attached at the *meta* or *para* position on the phenyl group relative

- 44 -

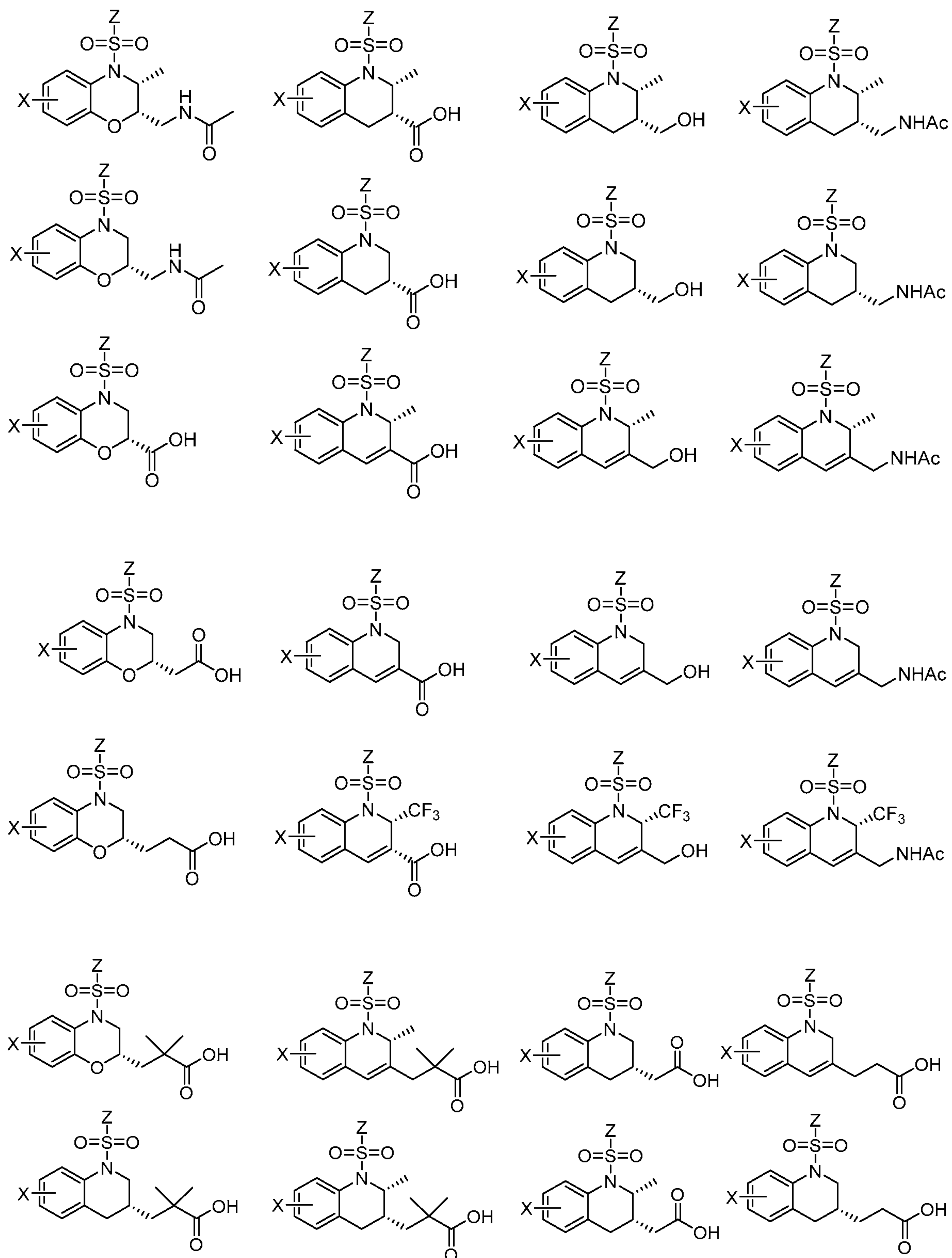
to variable Y. In certain embodiments, X is attached on the phenyl at the position located *para* to group Y.

[000142] In connection with Formula IV, in certain embodiments, R^{2A} is C₁₋₆ alkyl substituted with 1 or 2 substituents independently selected from the group consisting
5 of -CO₂R⁴, -C(O)N(R⁴)(R⁵), -C(O)-N(R⁴)-(C₁₋₄ alkylene)-CO₂R⁴, -N(R⁴)C(O)R⁸, -CN, halogen, hydroxyl, C₁₋₆ alkoxy, C₁₋₆ haloalkoxy, C₁₋₆ haloalkyl, -N(R⁴)(R⁵), -N(R⁴)C(O)N(R⁴)(R⁵), -N(R⁴)CO₂R⁹, -N(R⁴)S(O)₂R⁹, and -N(R⁴)S(O)₂N(R⁴)(R⁵). In certain other embodiments, R^{2A} is C₁₋₆ alkyl substituted by -C(O)N(R⁴)(R⁵), where R⁴ and R⁵ are taken together with the nitrogen
10 atom to which they are attached to form a 3-8 membered heterocyclic ring substituted with 1, 2, or 3 substituents independently selected from the group consisting of C₁₋₆ haloalkyl, C₁₋₆ alkyl, and -CO₂R¹⁰, where R¹⁰ is hydrogen or C₁₋₆ alkyl.

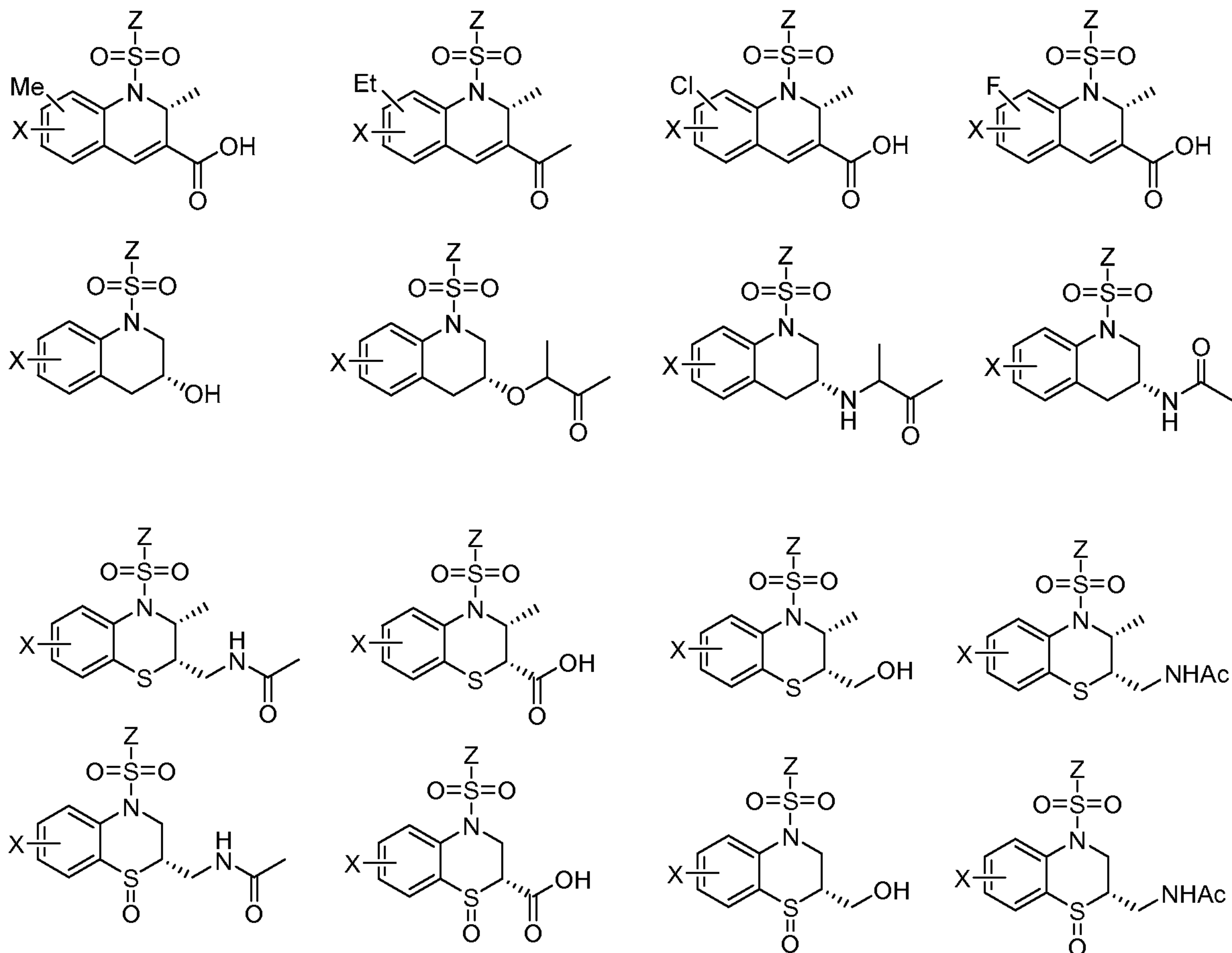
[000143] The definitions of variables in Formula III and IV above encompass multiple chemical groups. The application contemplates embodiments where, for example, i) the definition of a variable is a single chemical group selected from those chemical groups set forth
15 above, ii) the definition of a variable is a collection of two or more of the chemical groups selected from those set forth above, and iii) the compound is defined by a combination of variables in which the variables are defined by (i) or (ii).

[000144] In certain other embodiments, the compound is a compound defined by one of the following formulae where variables X and Z are as defined in Table 1, or a
20 pharmaceutically acceptable salt thereof.

- 45 -



- 46 -



- 47 -

TABLE 1.

No.	X	Z	No.	X	Z
I-1			I-9		
I-2			I-10		
I-3			I-11		
I-4			I-12		
I-5			I-13		
I-6			I-14		
I-7			I-15		
I-8			I-16		

No.	X	Z
I-17		
I-18		
I-19		
I-20		
I-21		
I-22		
I-23		
I-24		
I-33		

No.	X	Z
I-25		
I-26		
I-27		
I-28		
I-29		
I-30		
I-31		
I-32		
I-42		

No.	X	Z
I-34		
I-35		
I-36		
I-37		
I-38		
I-39		
I-40		
I-41		
I-51		

No.	X	Z
I-43		
I-44		
I-45		
I-46		
I-47		
I-48		
I-49		
I-50		
I-59		

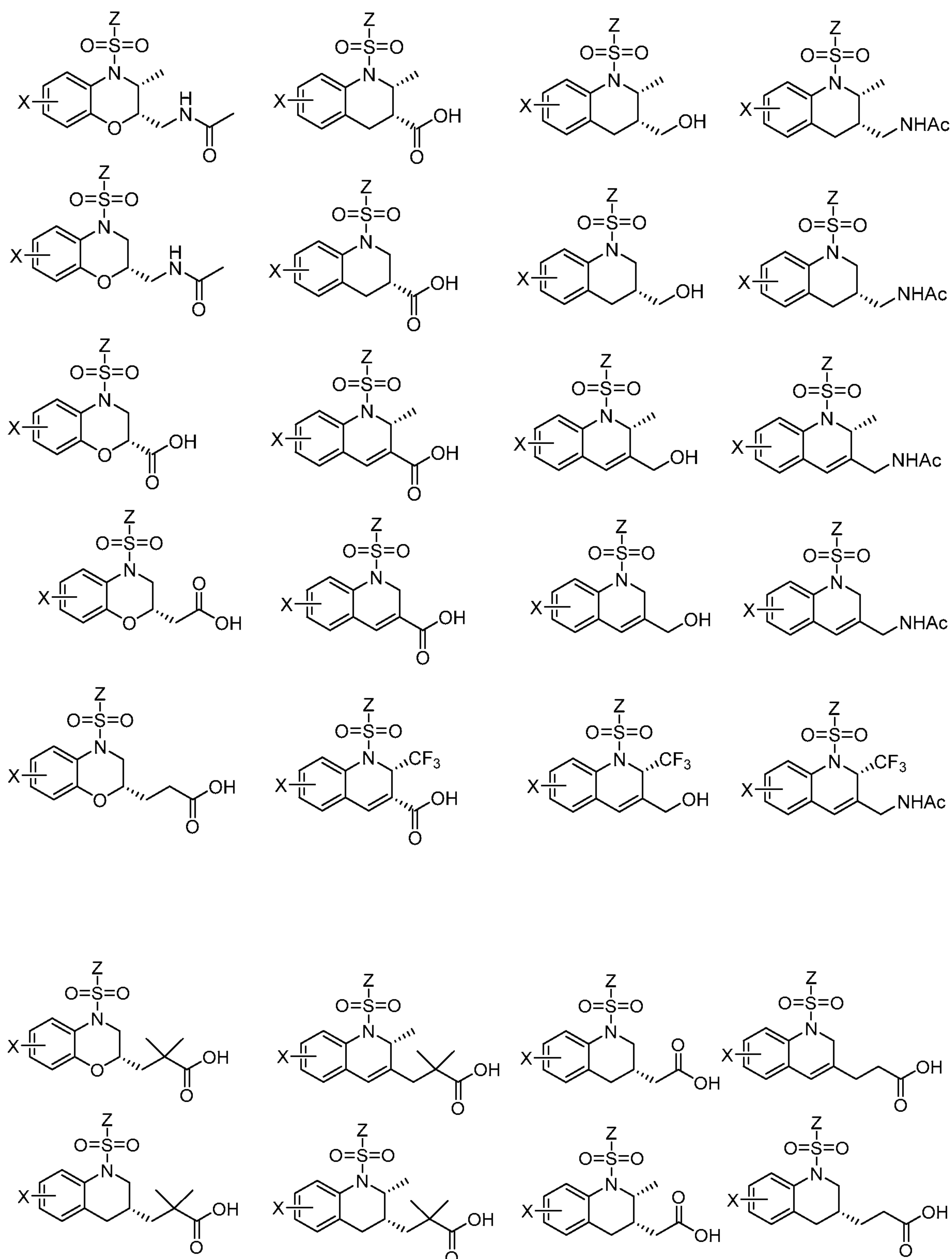
No.	X	Z
I-52		
I-53		
I-54		
I-55		
I-56		
I-57		
I-58		
I-67		
I-68		

No.	X	Z
I-60		
I-61		
I-62		
I-63		
I-64		
I-65		
I-66		
I-76		
I-77		

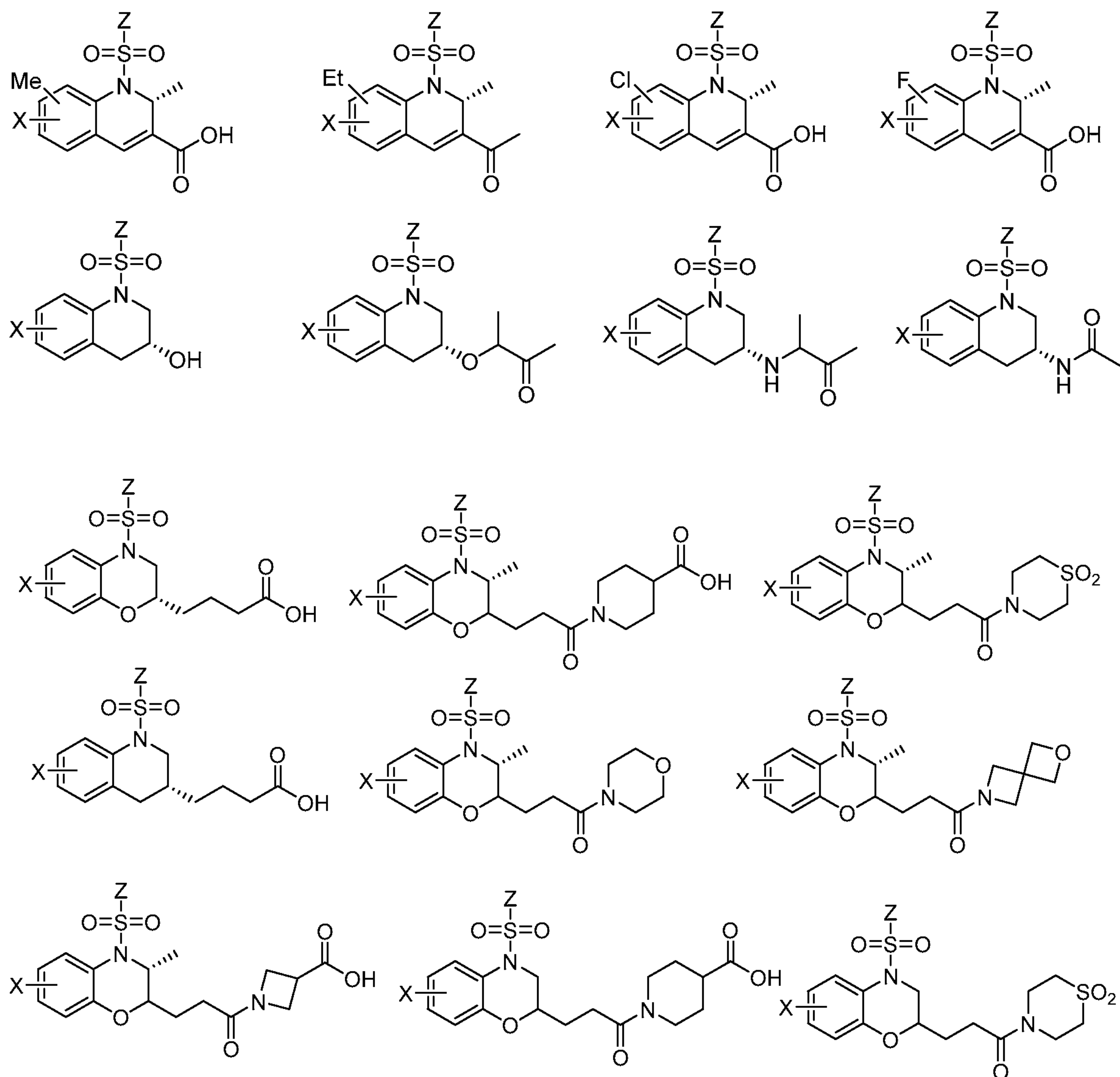
No.	X	Z	No.	X	Z
I-69			I-78		
I-70			I-79		
I-71			I-80		
I-72			I-81		
I-73			I-82		
I-74			I-83		
I-75			I-84		
I-85			I-86		

[000145] In certain other embodiments, the compound is a compound defined by one of the following formulae where variables X and Z are as defined in Table 1-A, or a pharmaceutically acceptable salt thereof.

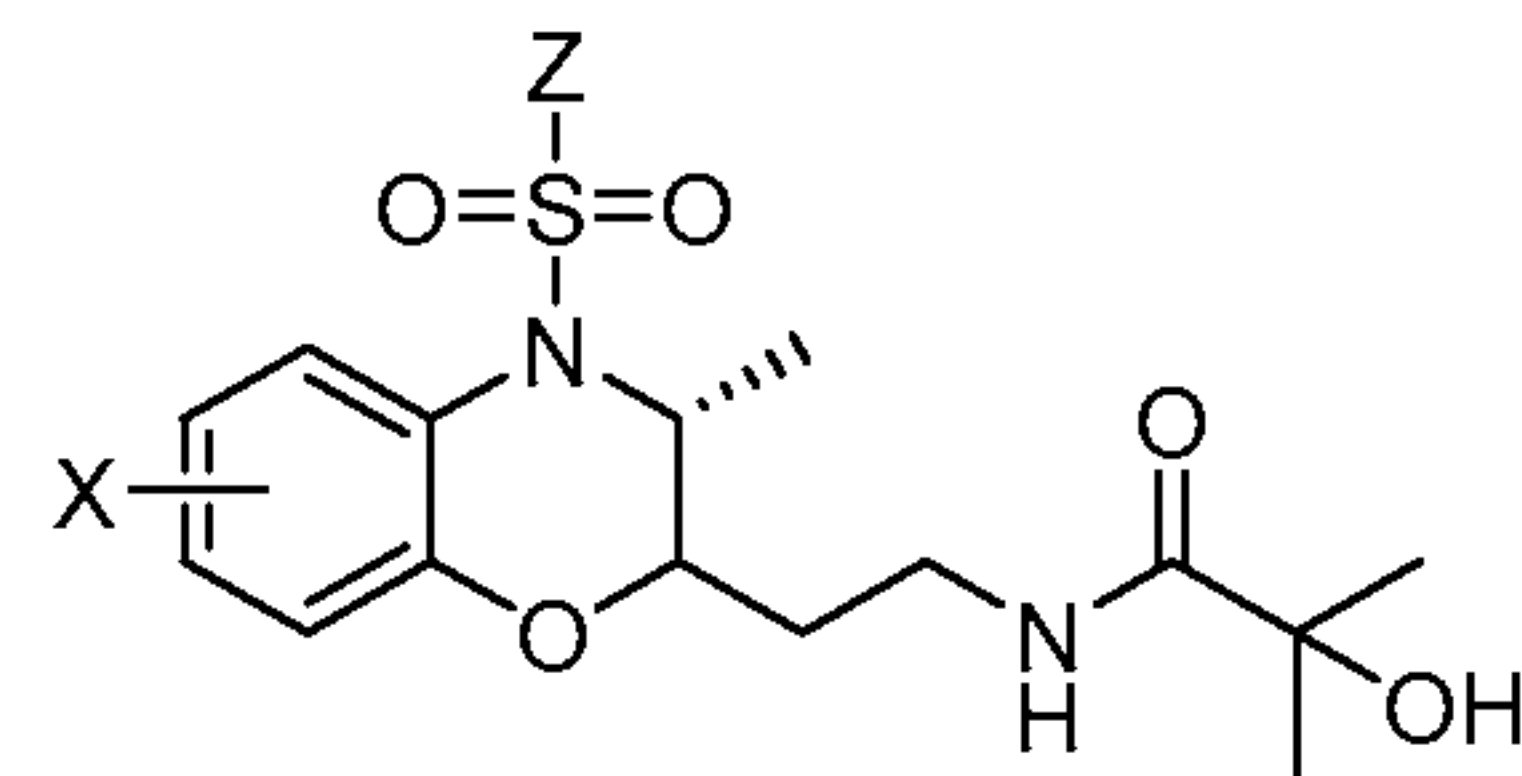
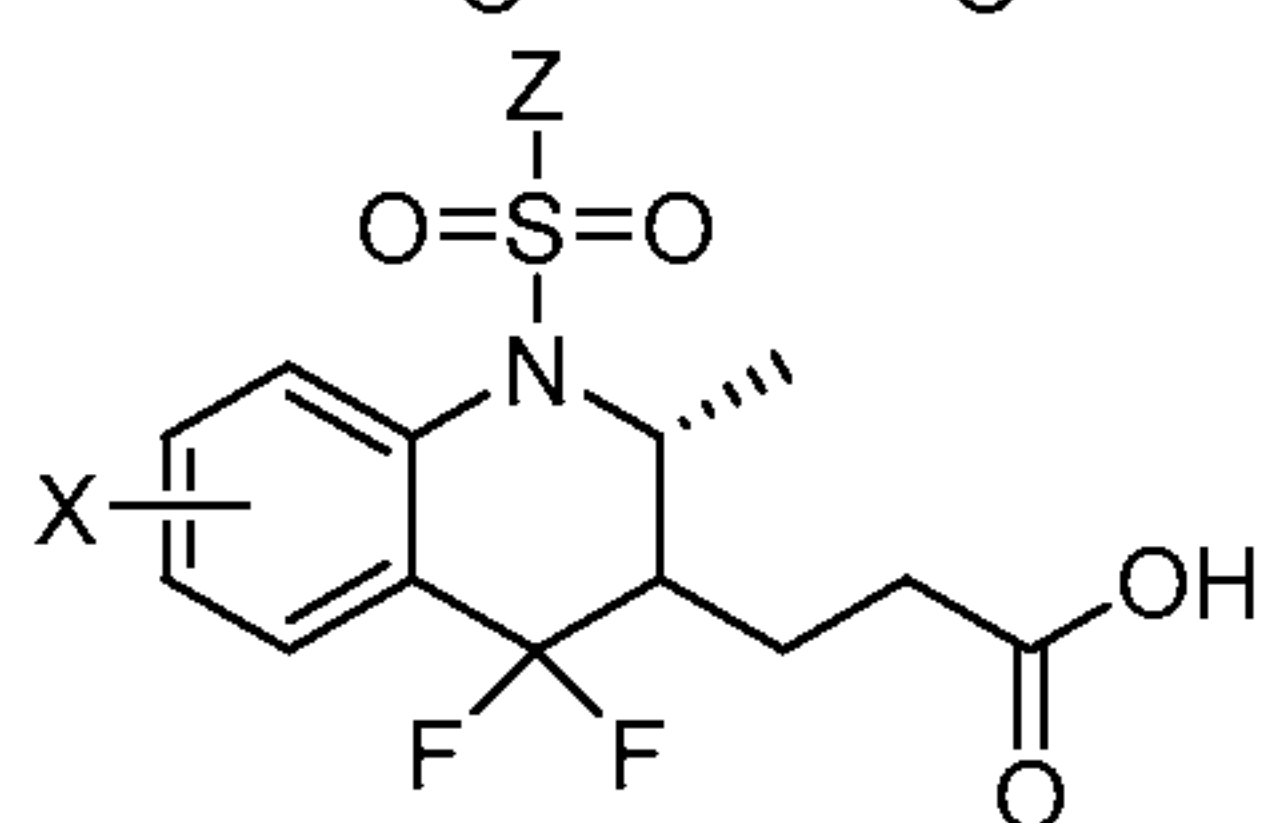
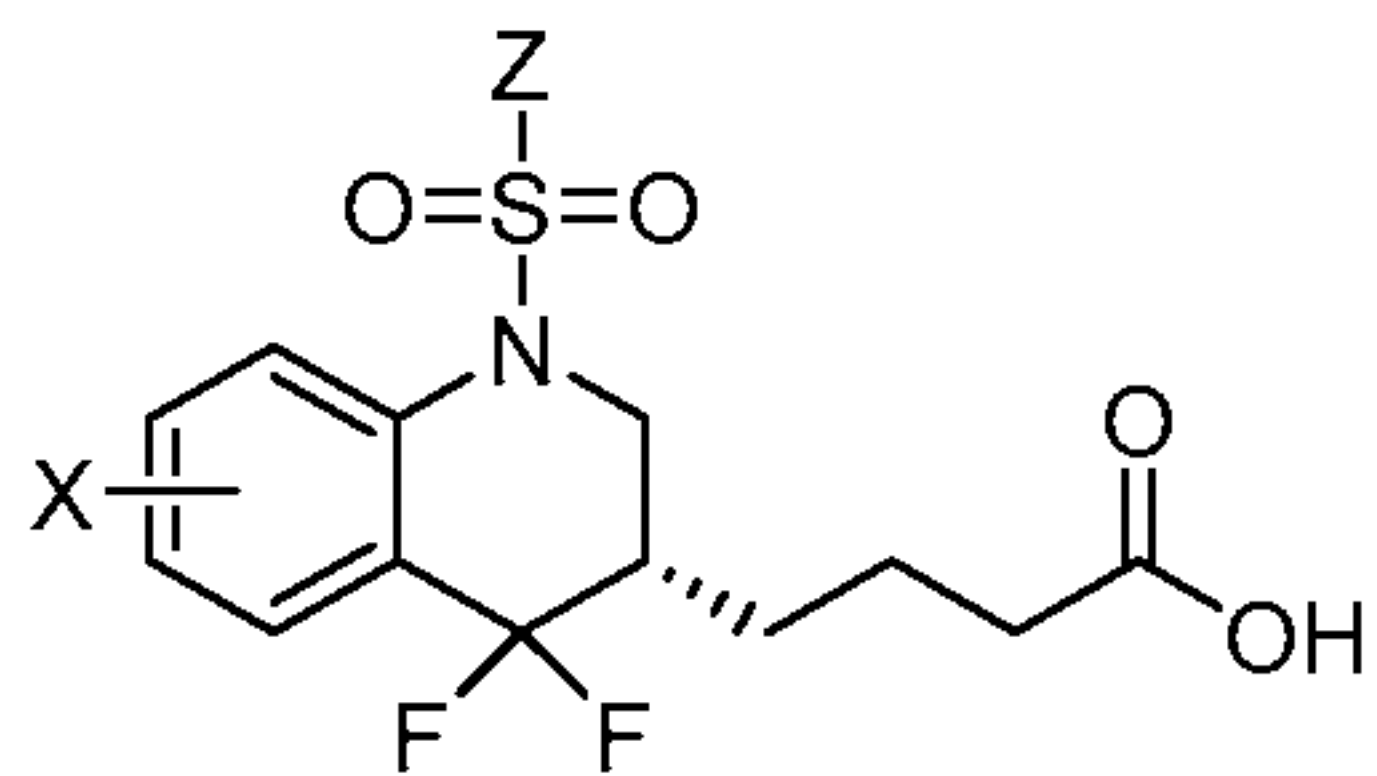
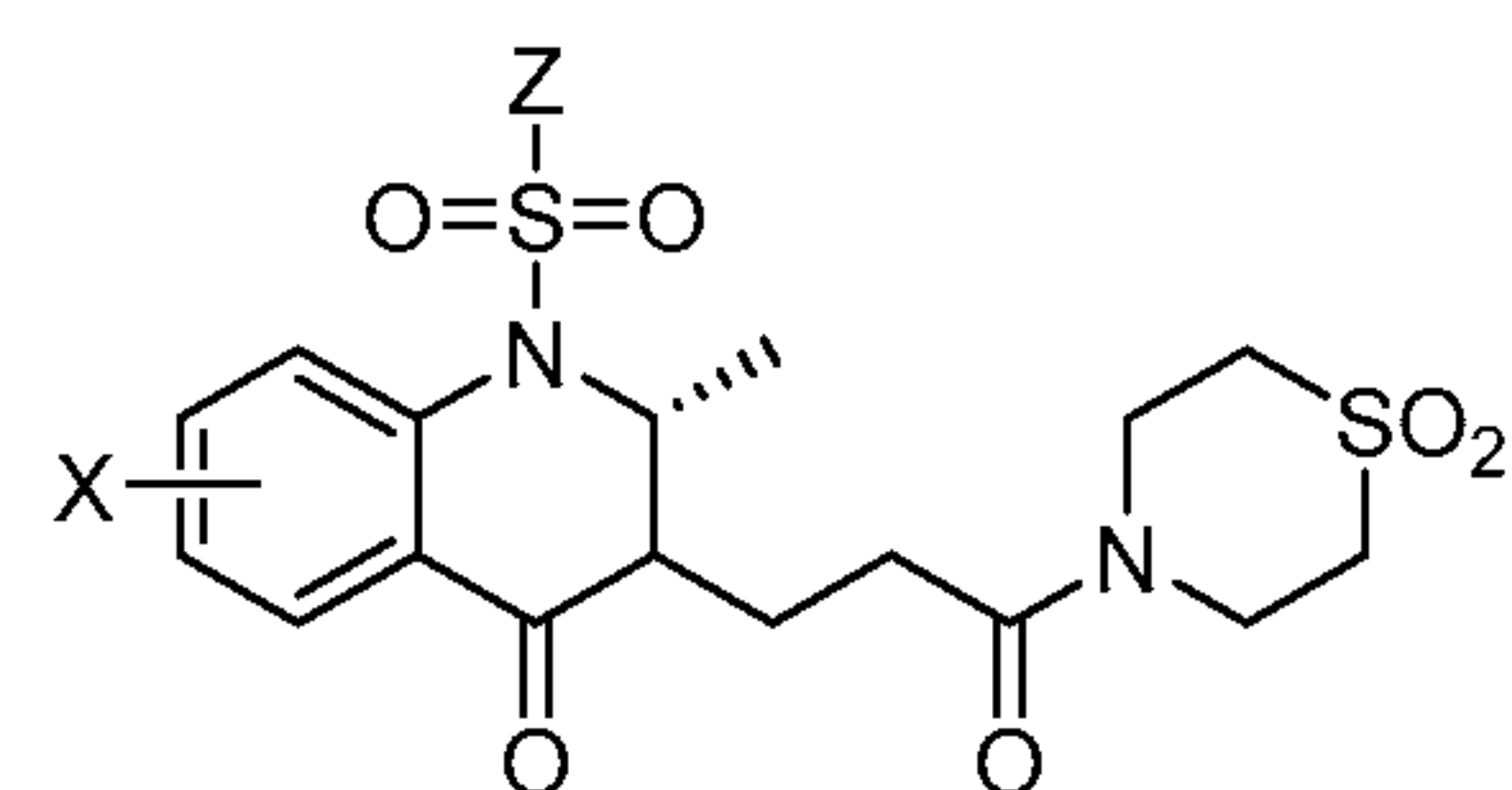
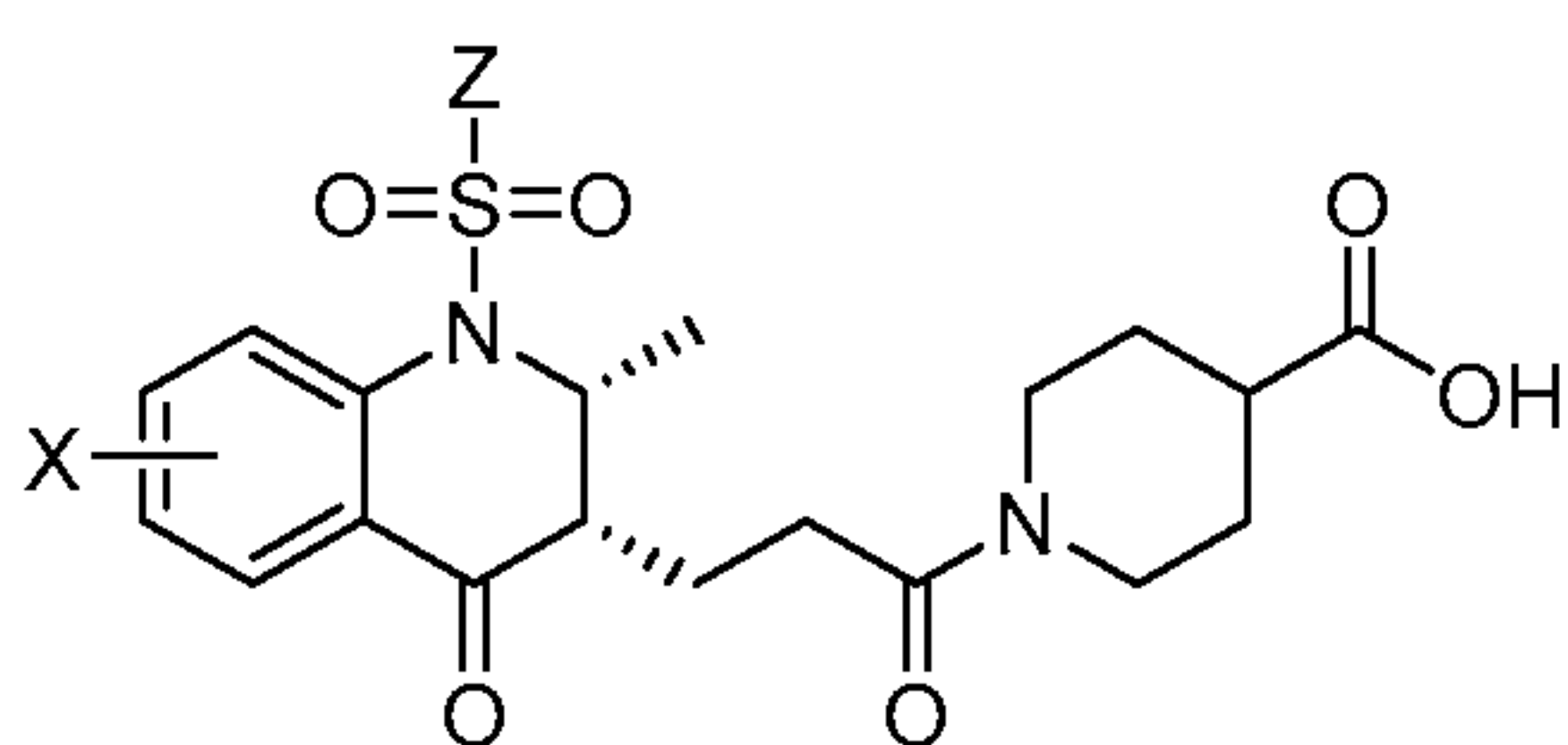
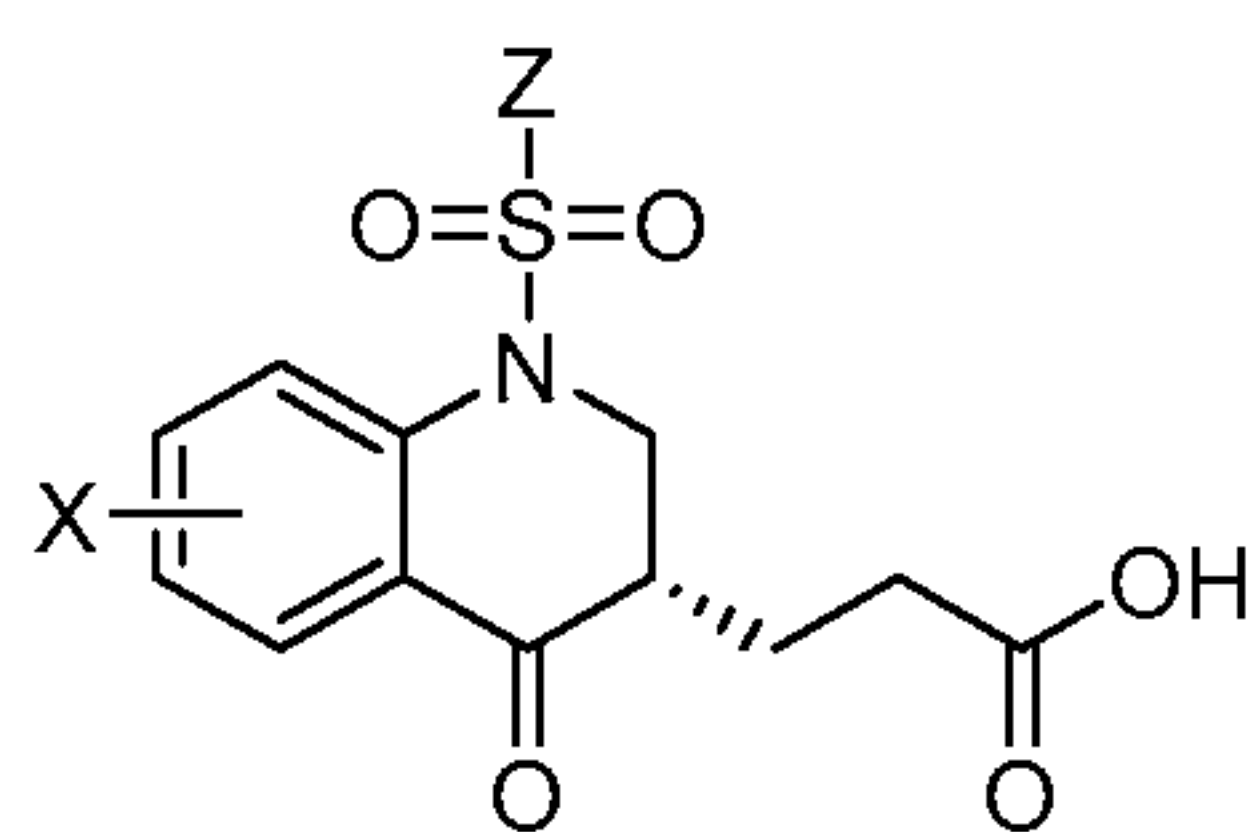
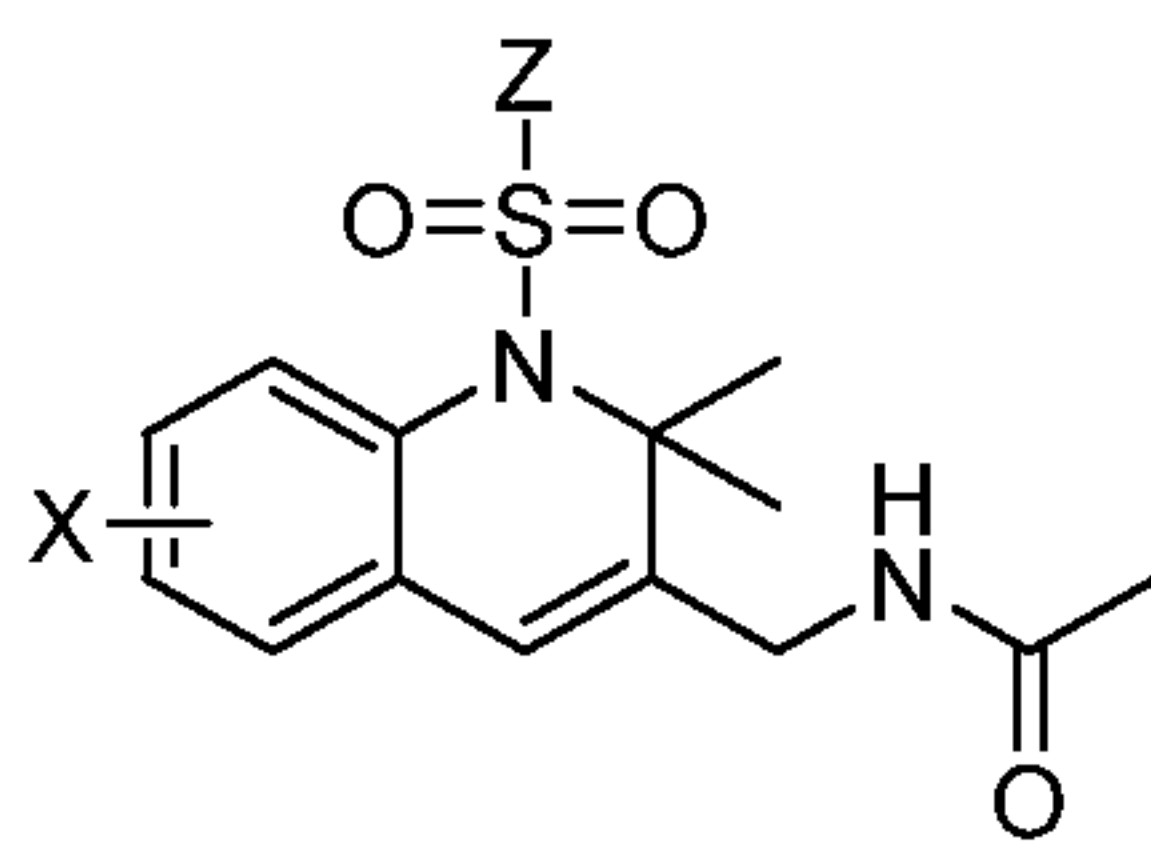
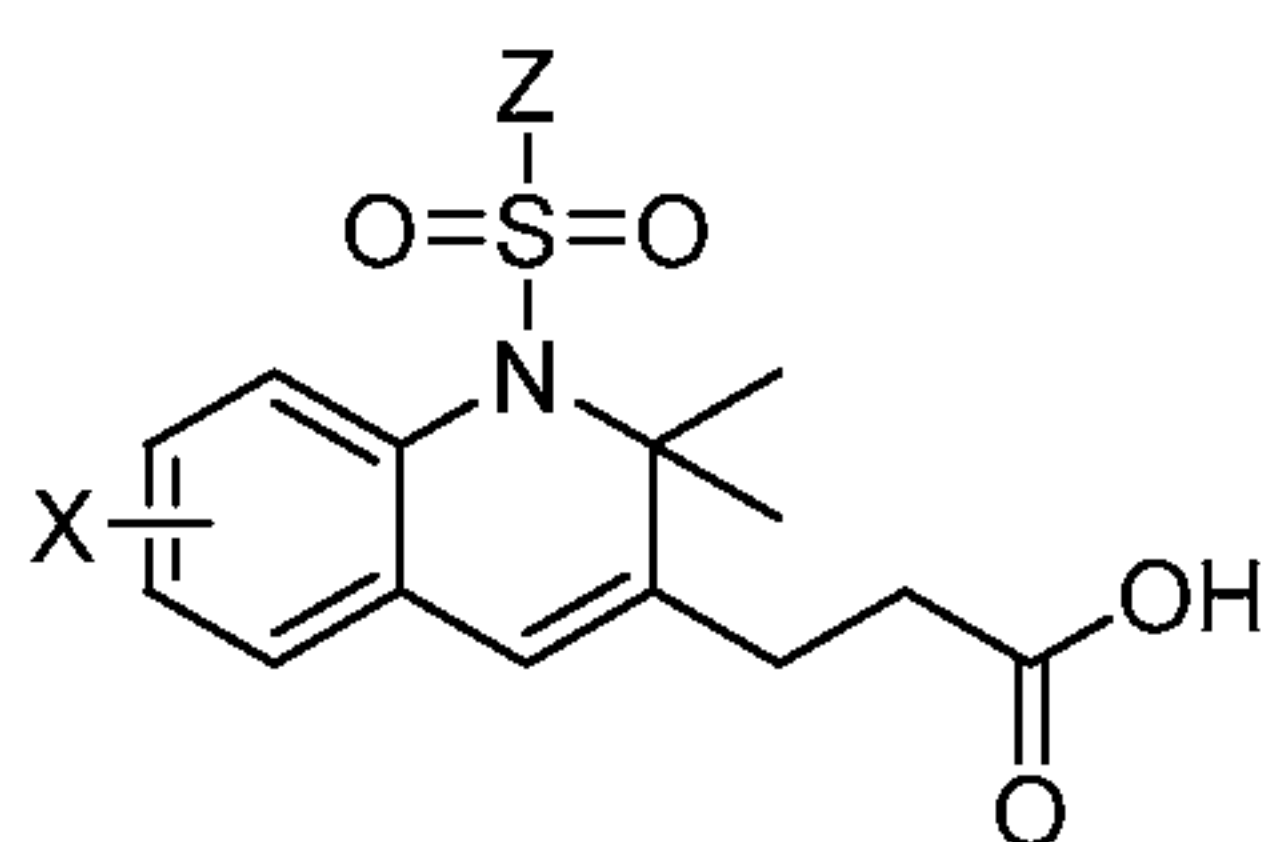
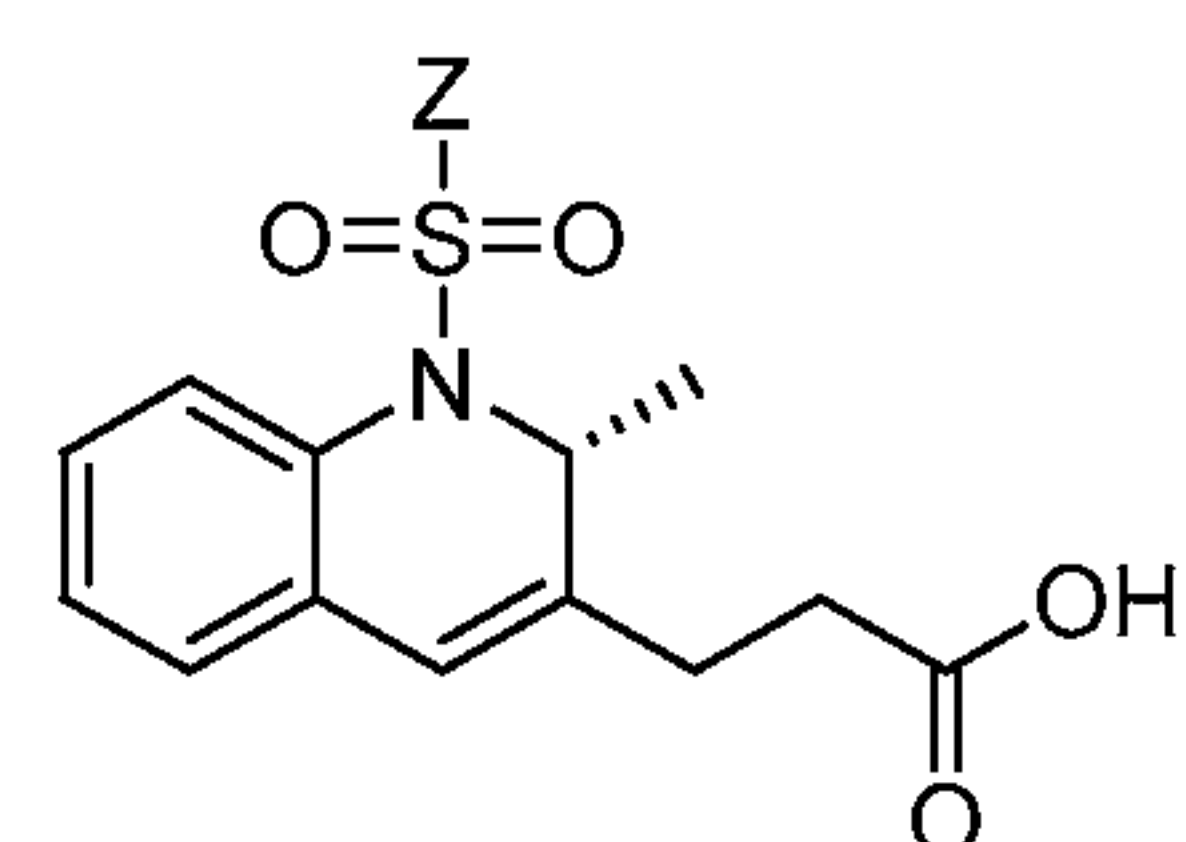
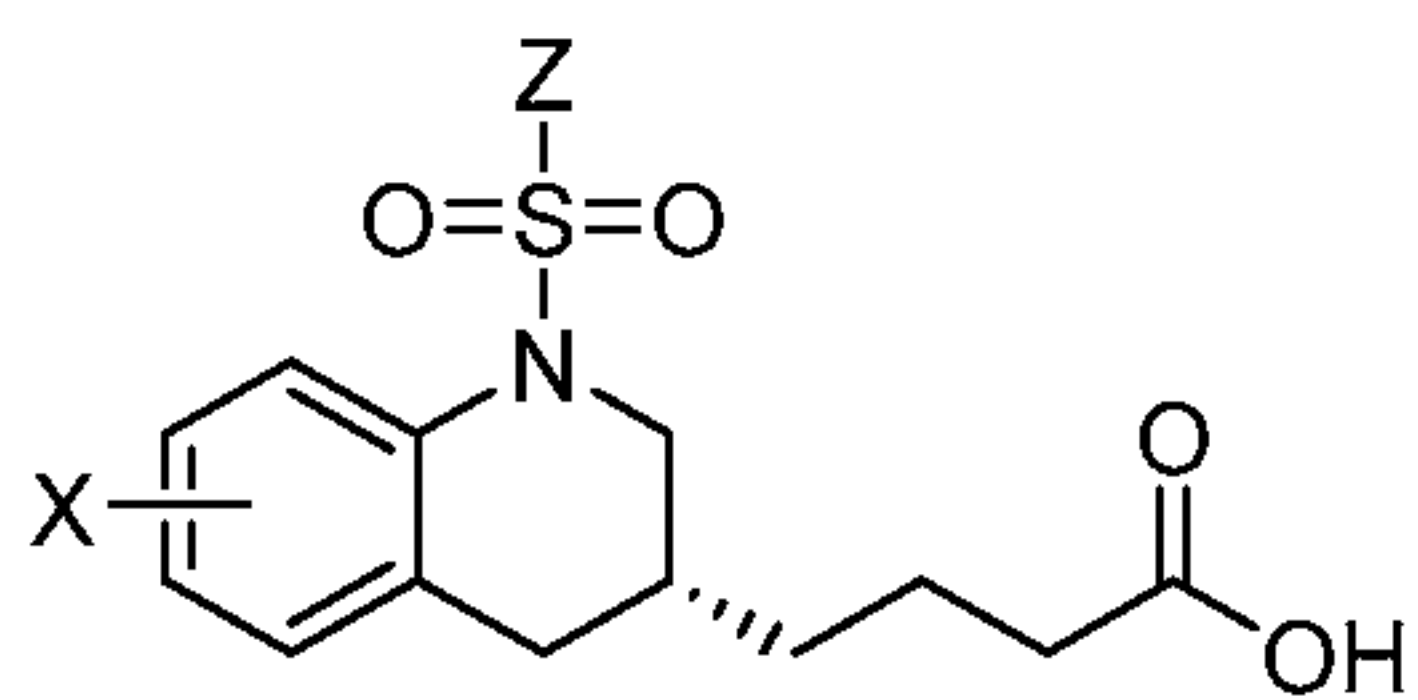
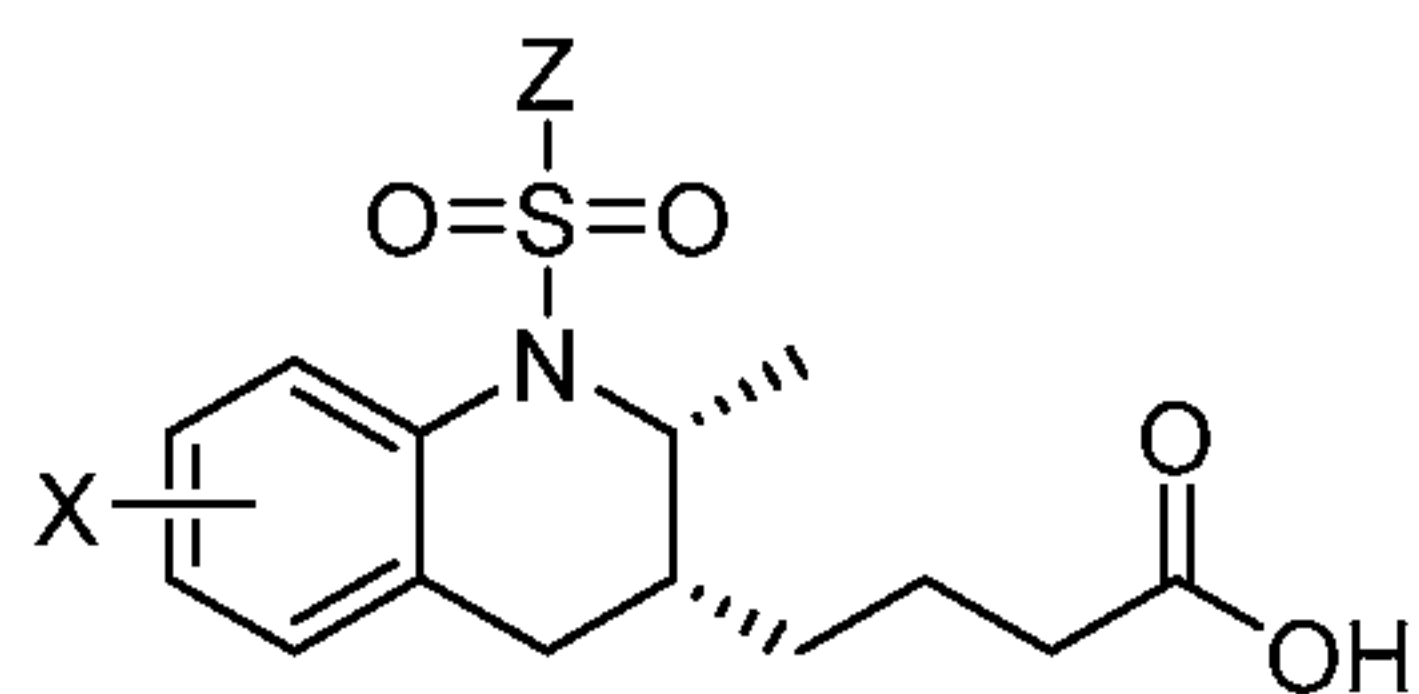
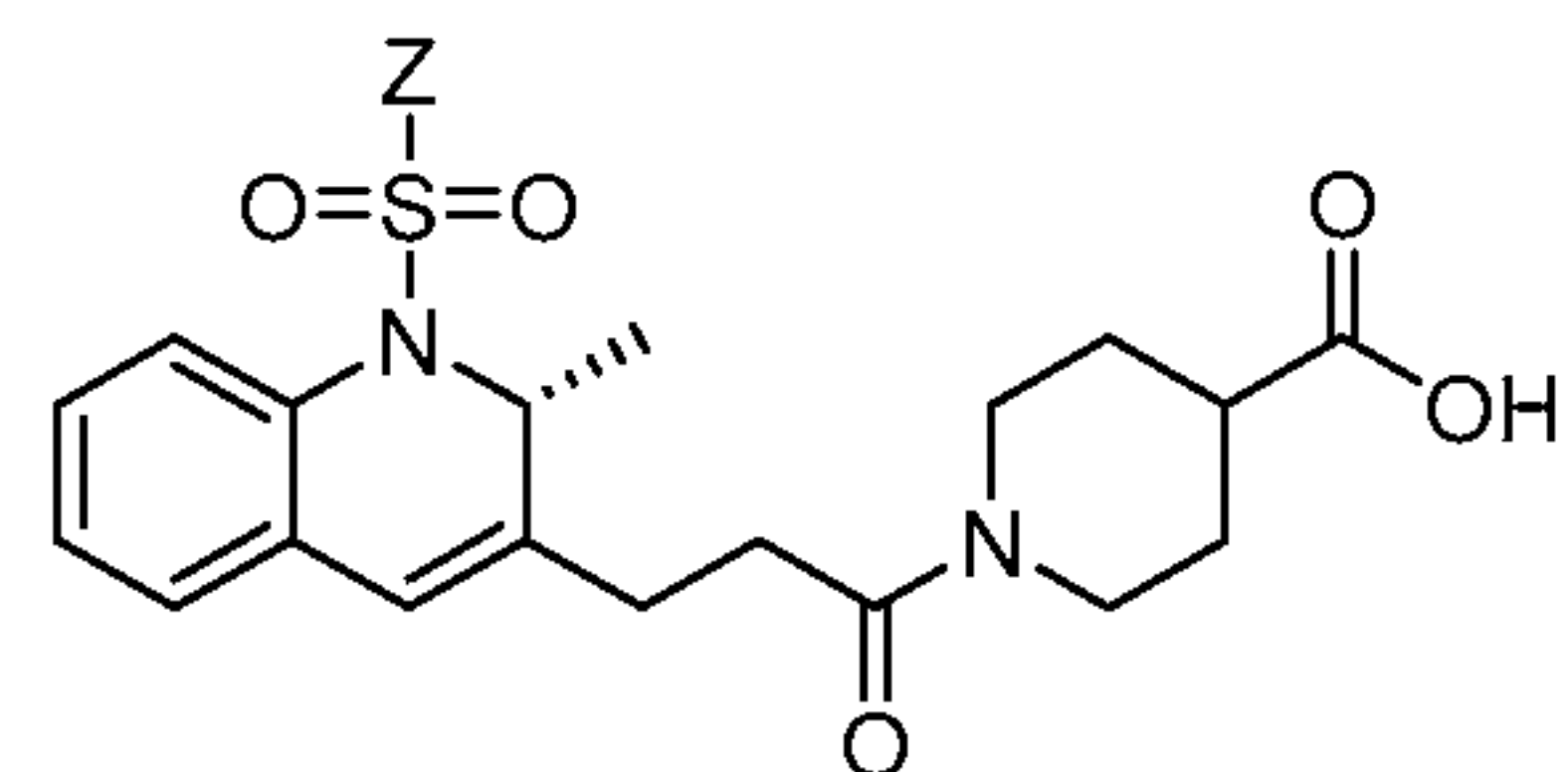
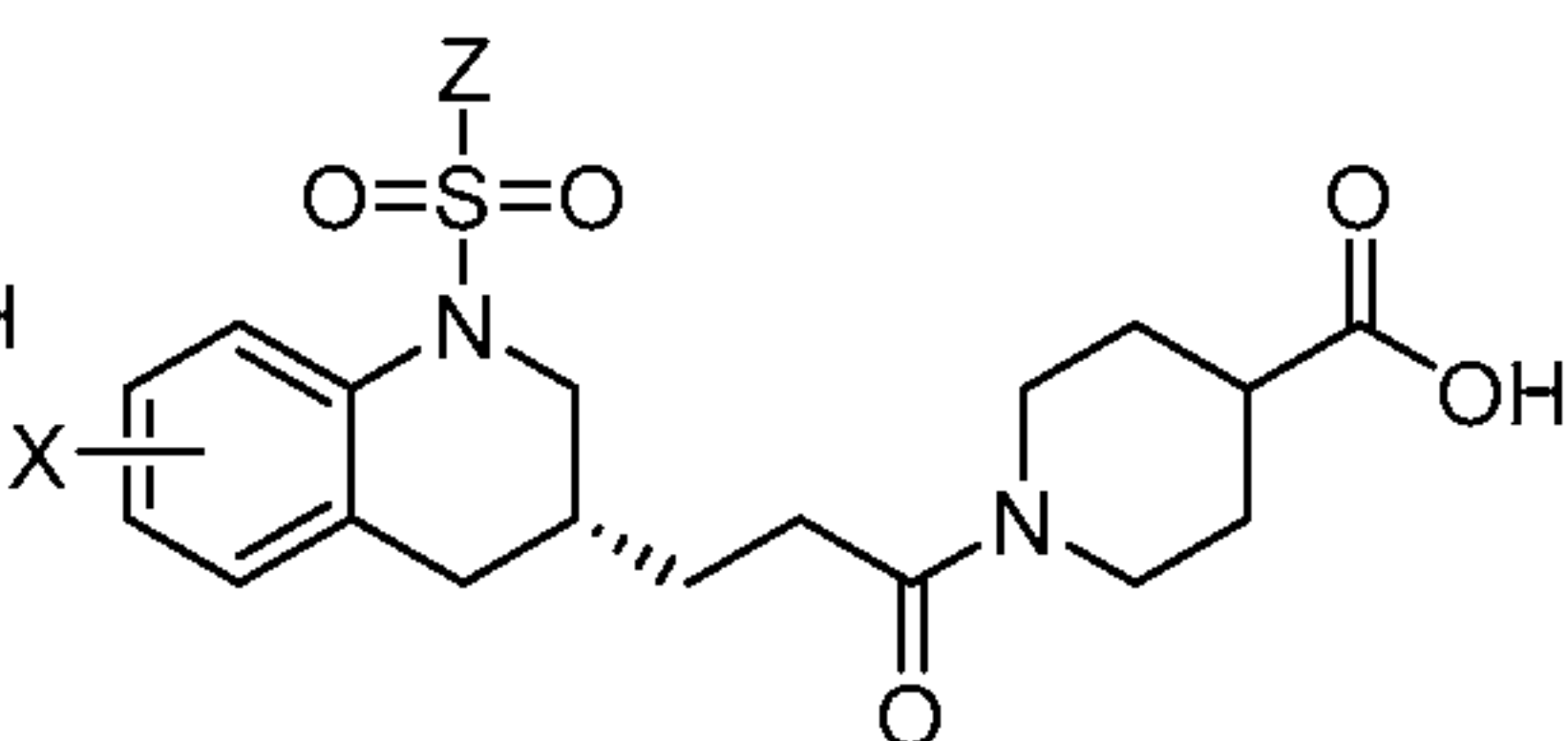
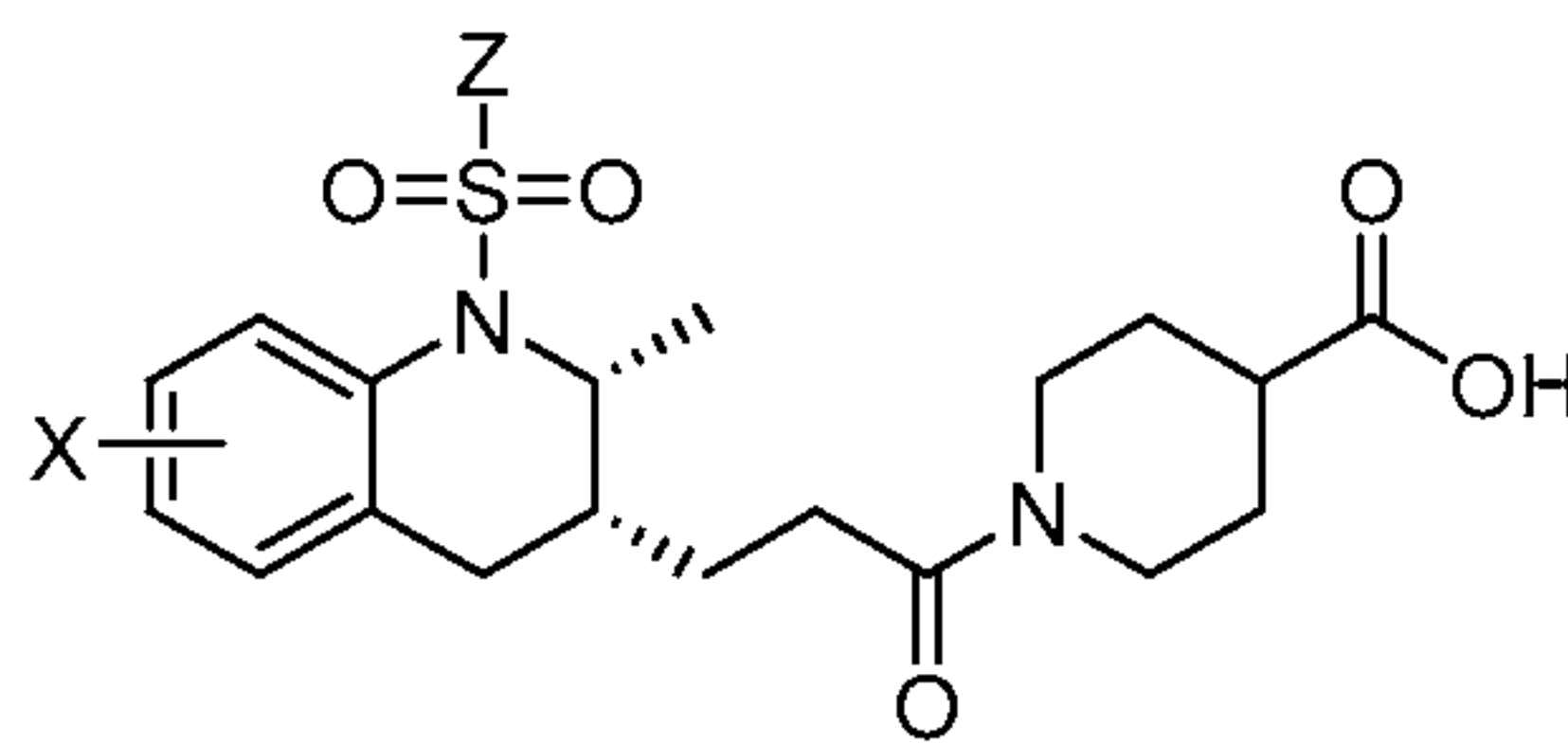
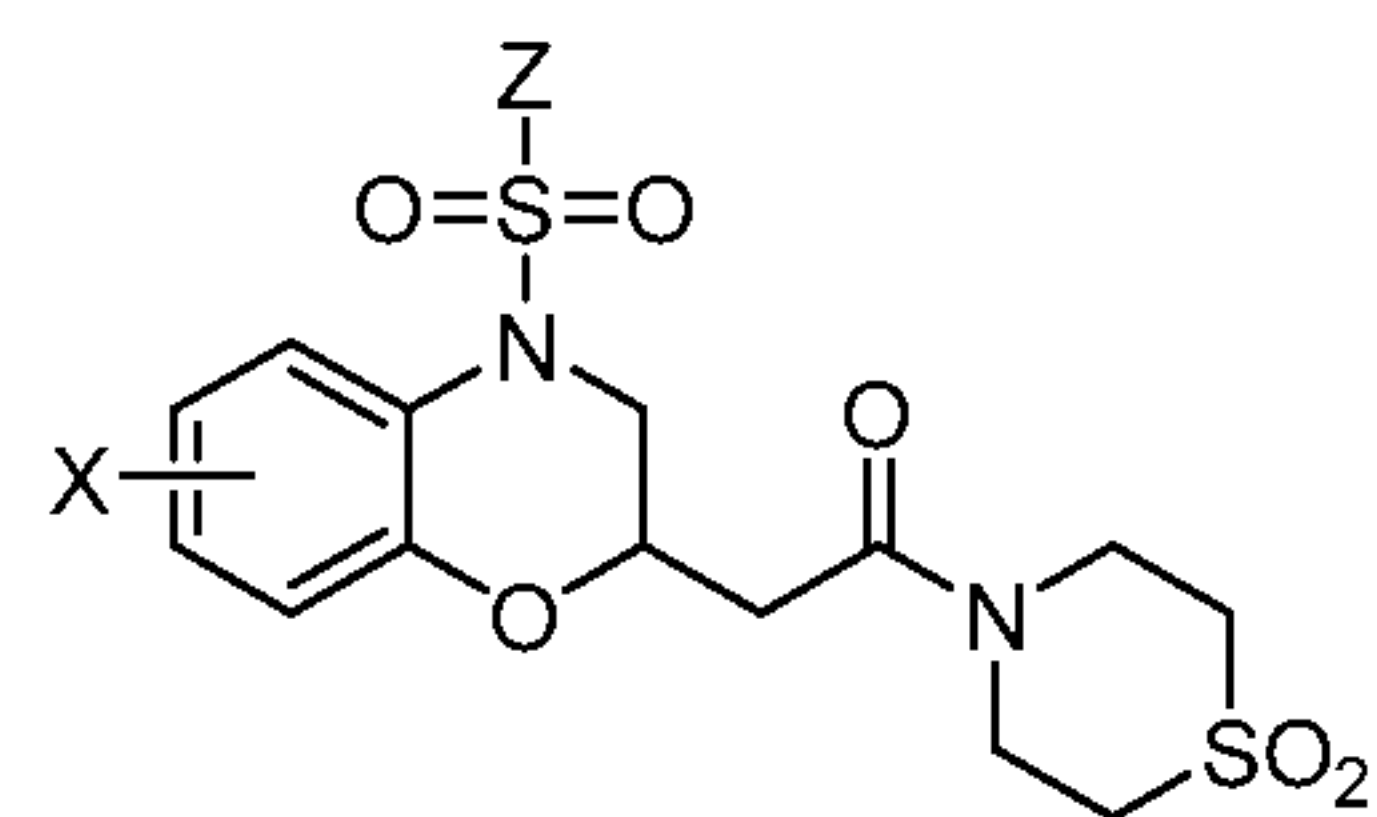
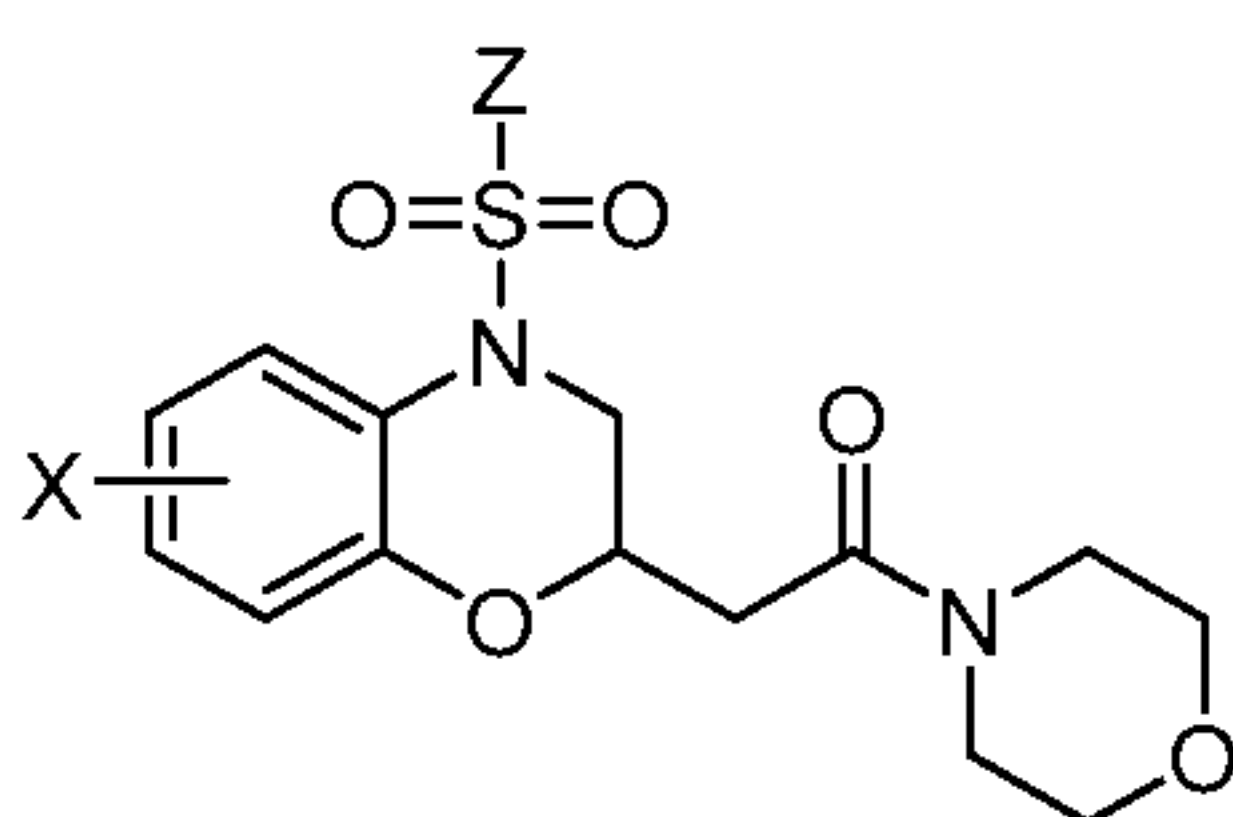
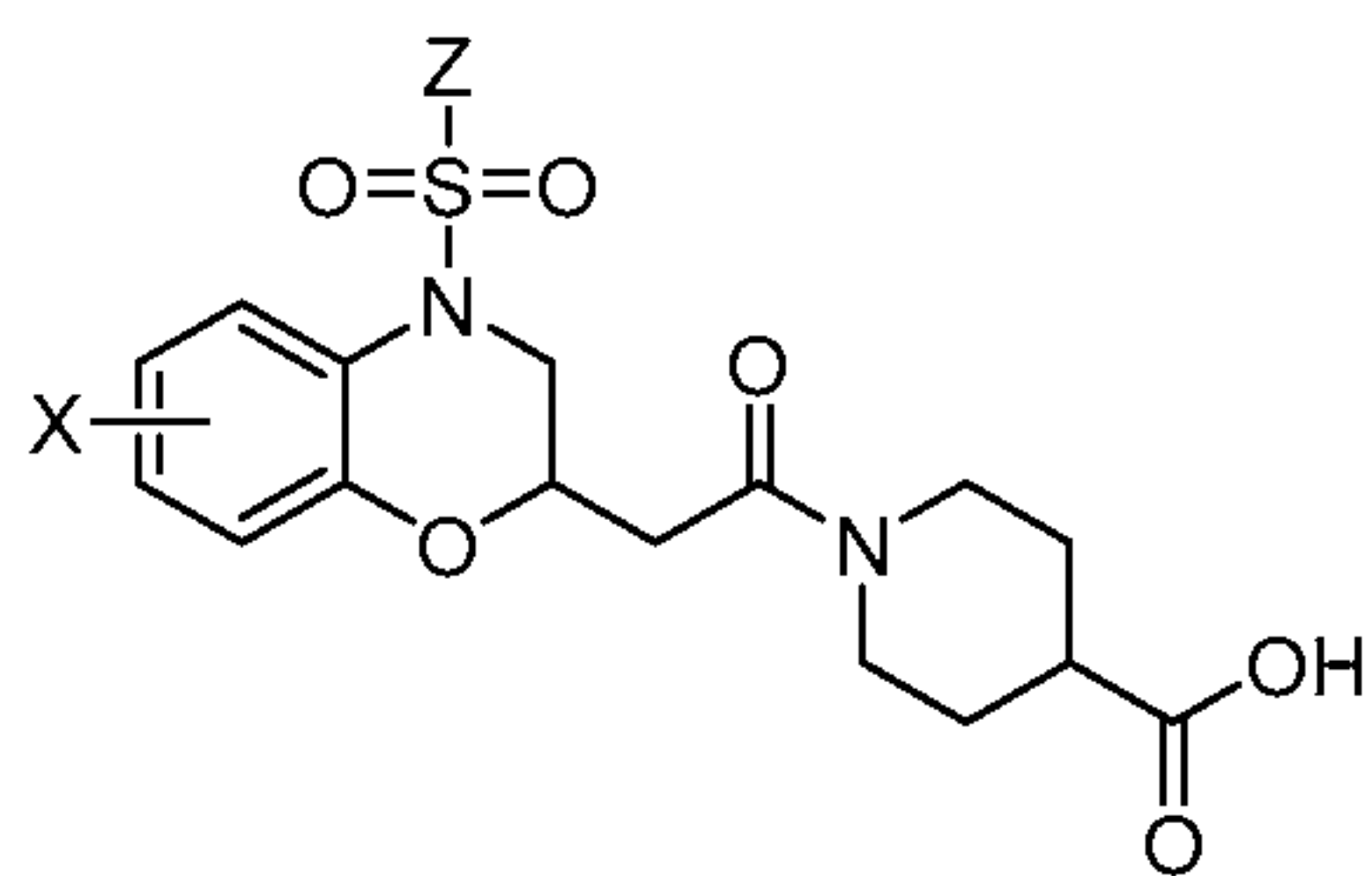
- 52 -



- 53 -



- 54 -



- 55 -

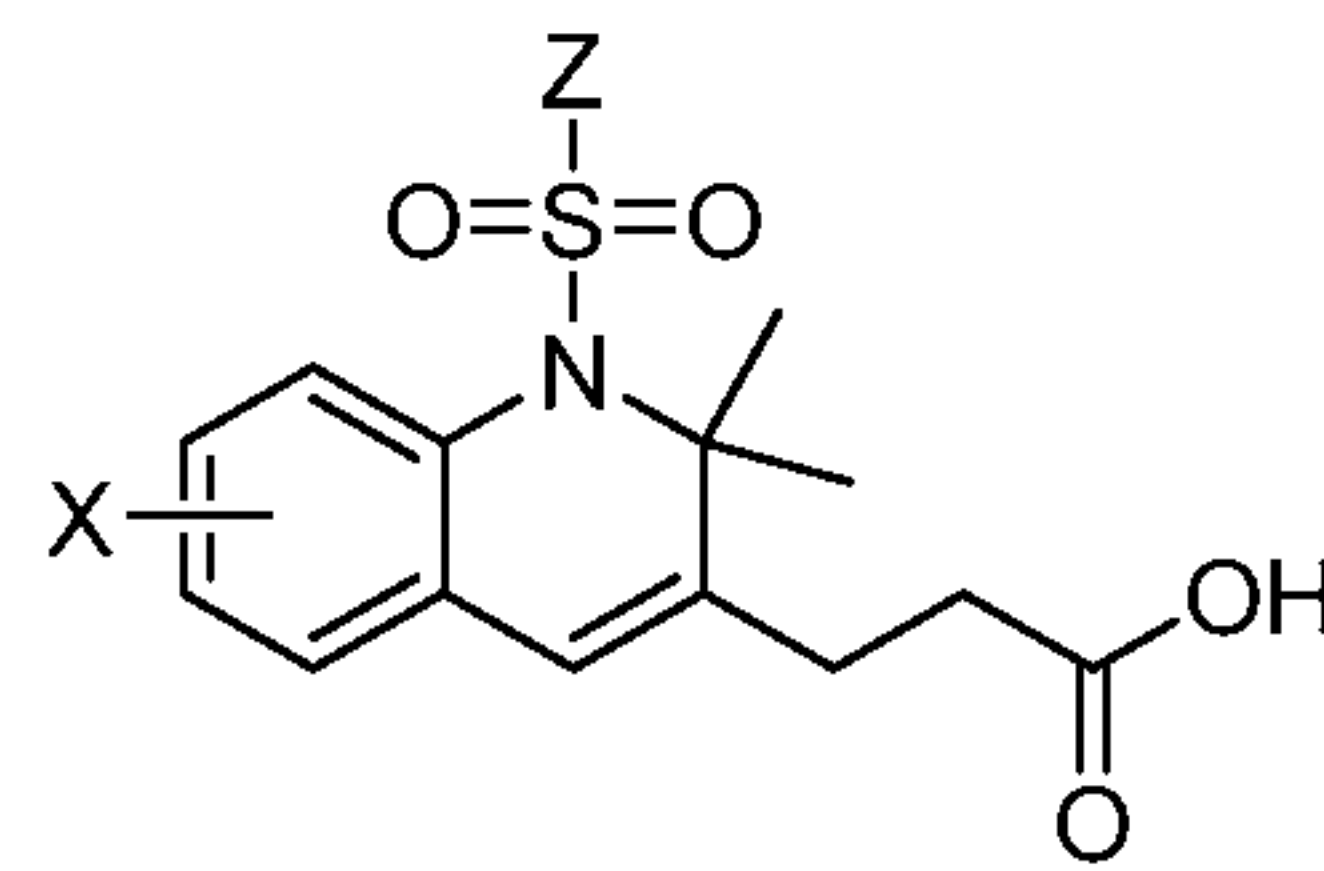
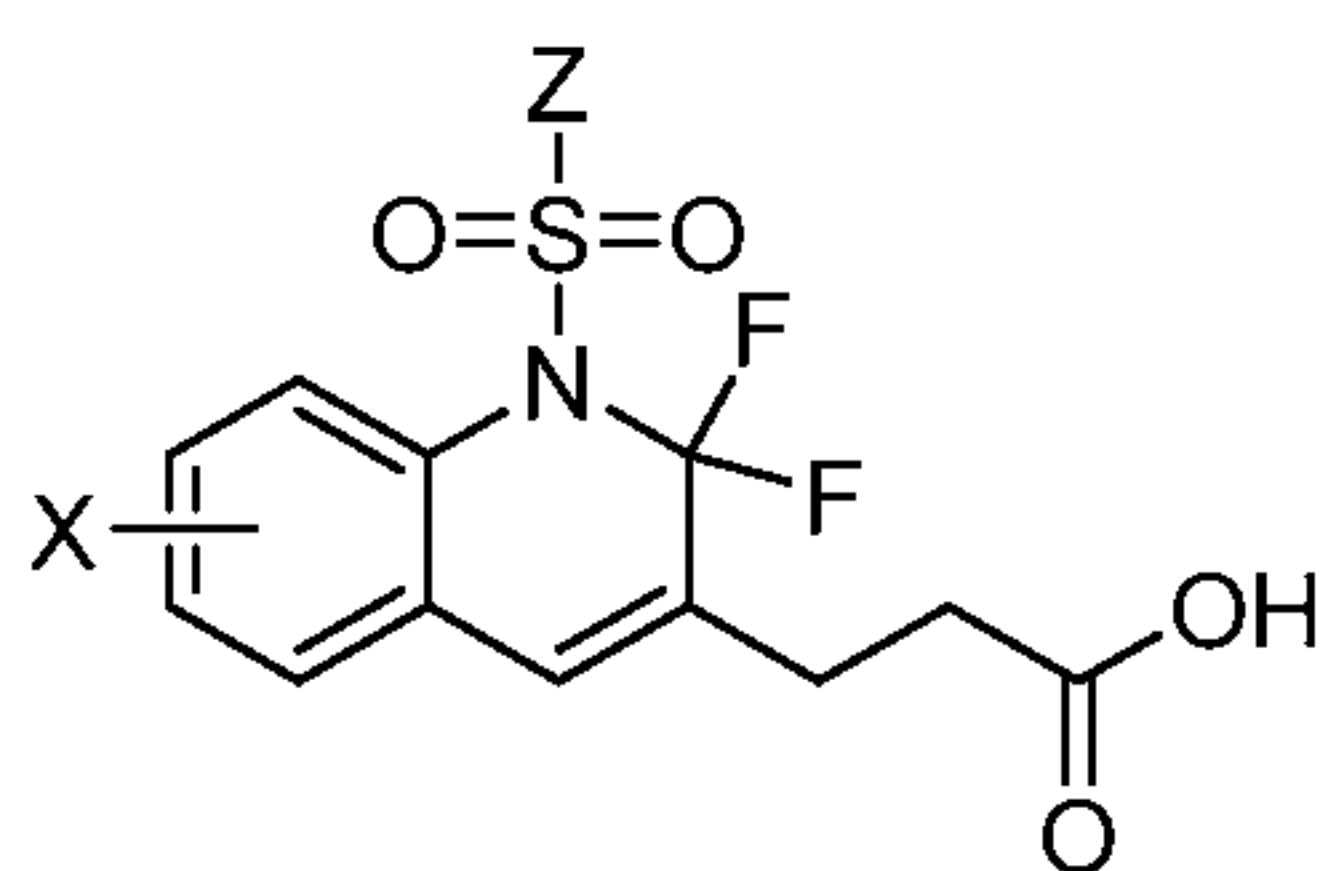
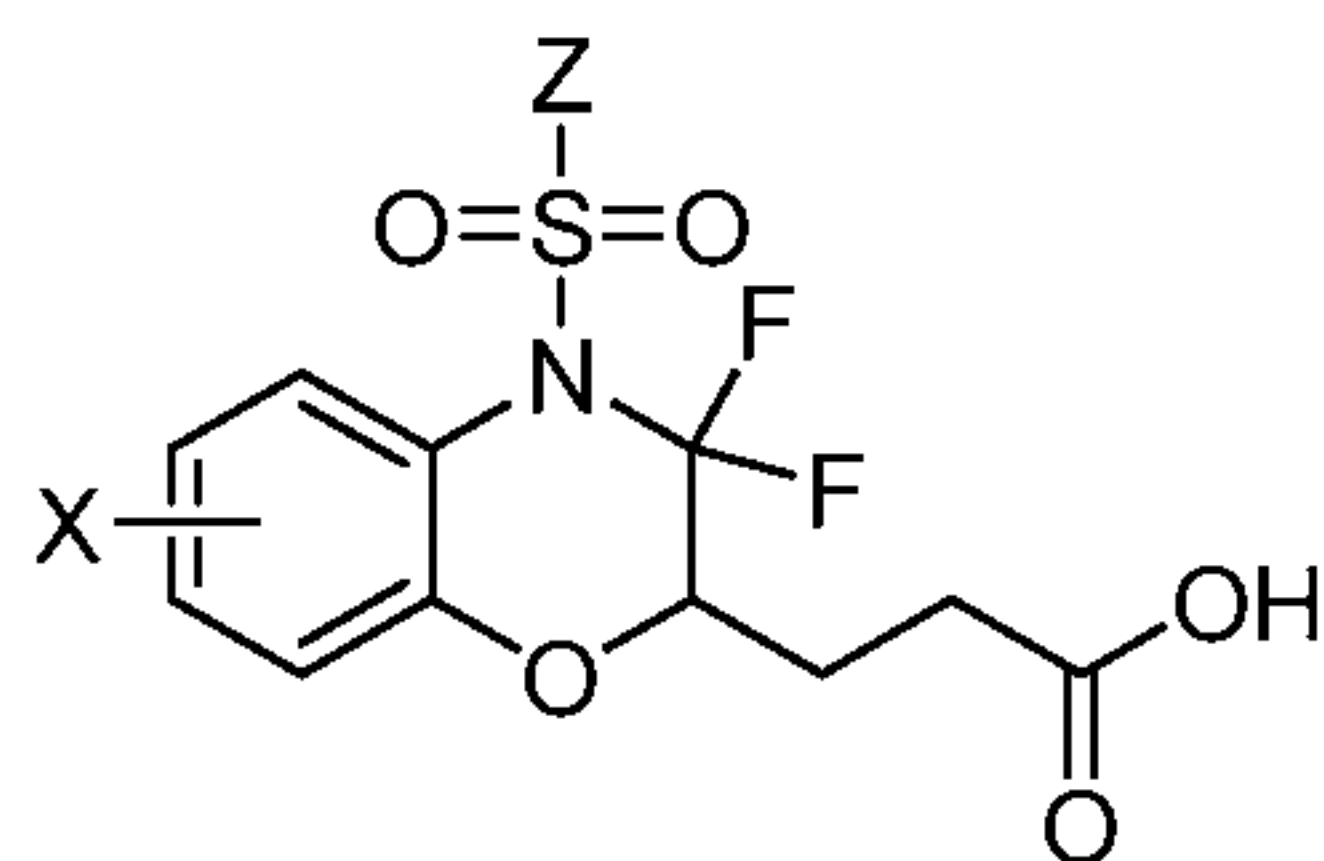
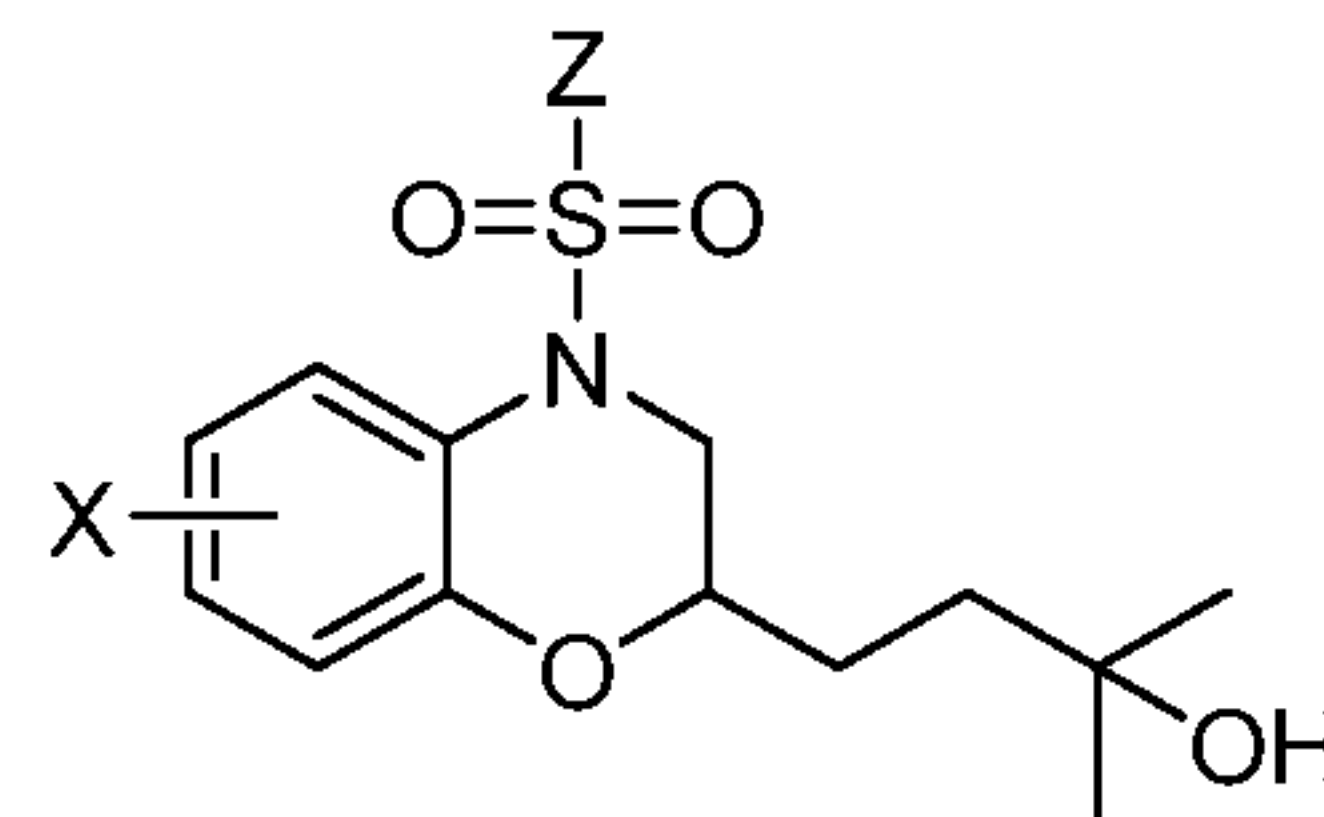
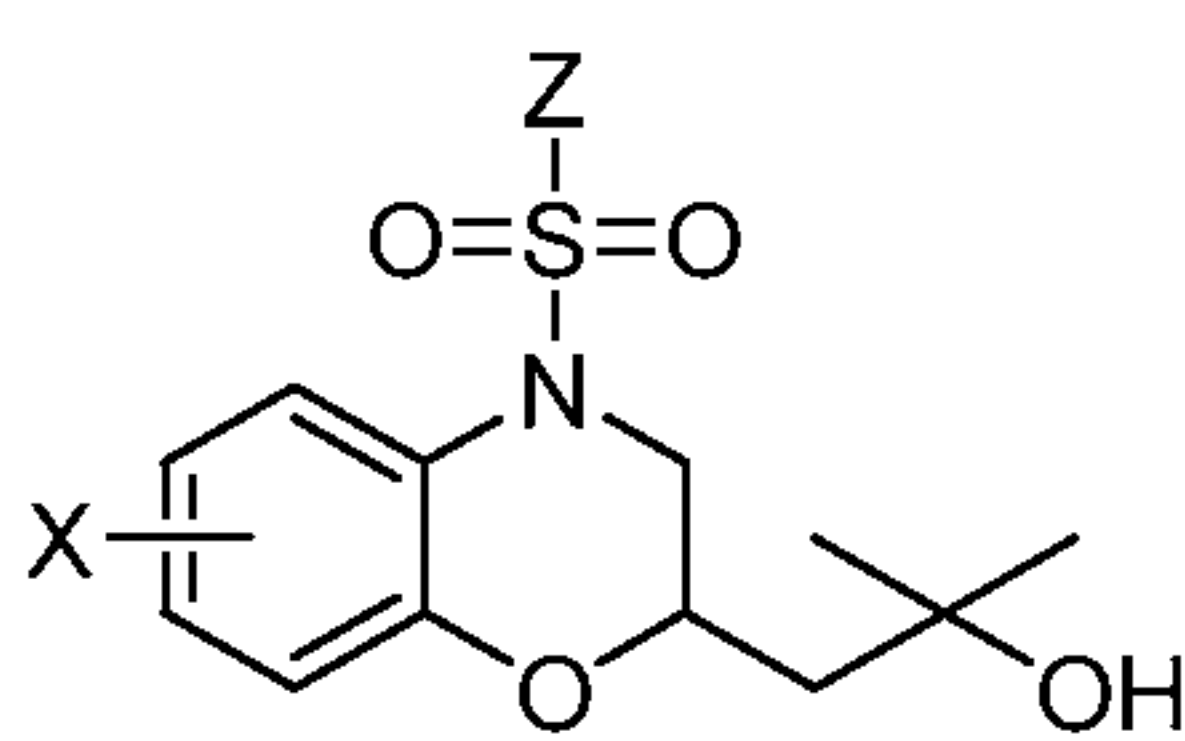
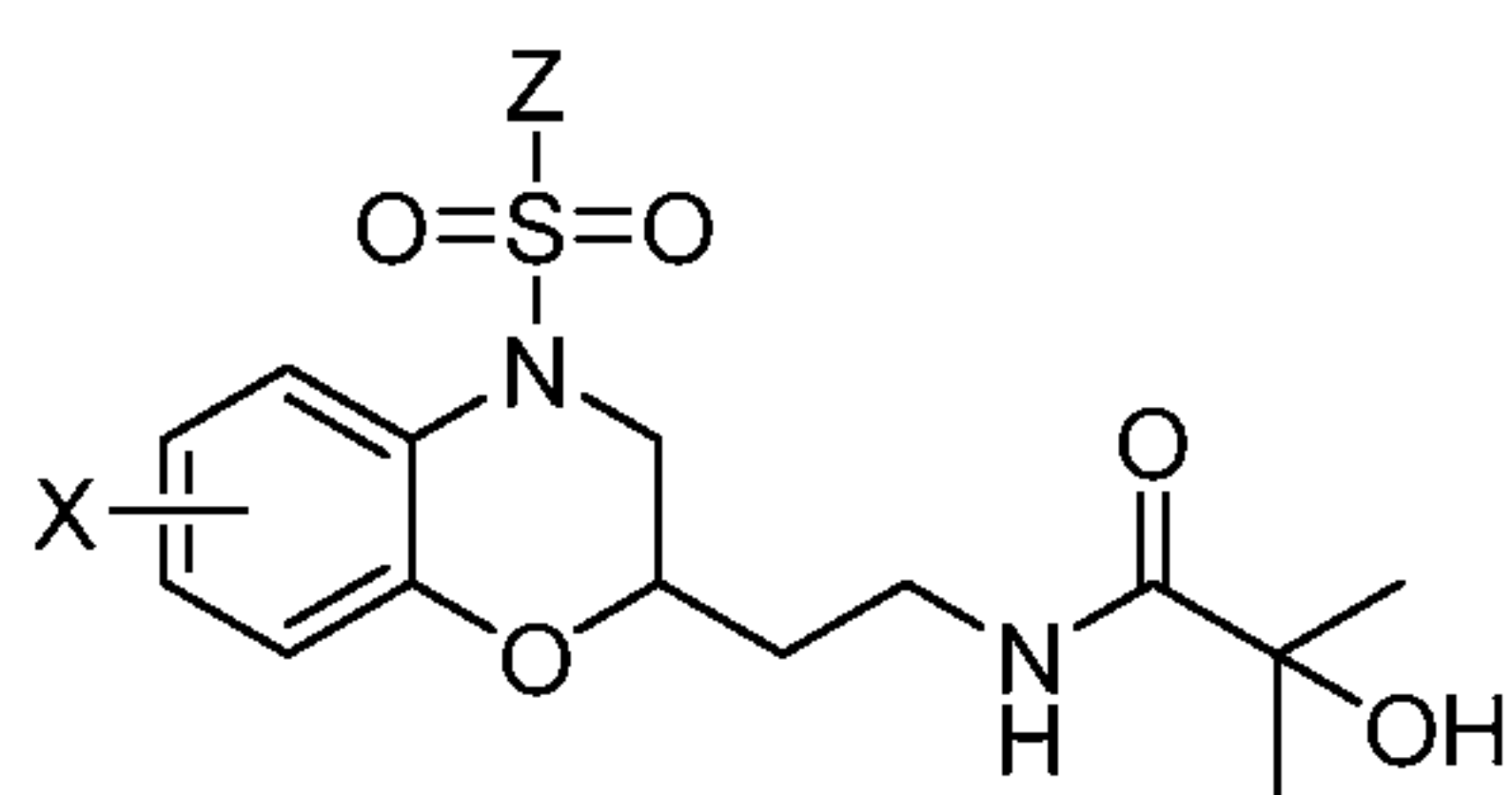


TABLE 1-A.

No.	X	Z	No.	X	Z
I-A1			I-A9		
I-A2			I-A10		
I-A3			I-A11		
I-A4			I-A12		
I-A5			I-A13		
I-A6			I-A14		
I-A7			I-A15		
I-A8			I-A16		

No.	X	Z
I-A17		
I-A18		
I-A19		
I-A20		
I-A21		
I-A22		
I-A23		
I-A24		
I-A33		

No.	X	Z
I-A25		
I-A26		
I-A27		
I-A28		
I-A29		
I-A30		
I-A31		
I-A32		
I-A42		

No.	X	Z
I-A34		
I-A35		
I-A36		
I-A37		
I-A38		
I-A39		
I-A40		
I-A41		
I-A51		

No.	X	Z
I-A43		
I-A44		
I-A45		
I-A46		
I-A47		
I-A48		
I-A49		
I-A50		
I-A59		

- 59 -

No.	X	Z
I-A52		
I-A53		
I-A54		
I-A55		
I-A56		
I-A57		
I-A58		
I-A67		

No.	X	Z
I-A60		
I-A61		
I-A62		
I-A63		
I-A64		
I-A65		
I-A66		
I-A76		

No.	X	Z
I-A68		
I-A69		
I-A70		
I-A71		
I-A72		
I-A73		
I-A74		
I-A75		
I-A85		

No.	X	Z
I-A77		
I-A78		
I-A79		
I-A80		
I-A81		
I-A82		
I-A83		
I-A84		
I-A96		

No.	X	Z
I-A86		
I-A87		
I-A88		
I-A89		
I-A90		
I-A91		
I-A92		
I-A93		
I-A94		
I-A95		

No.	X	Z
I-A97		
I-A98		
I-A99		
I-A100		
I-A101		
I-A102		
I-A103		
I-A104		
I-A105		
I-A106		

[000146] In certain embodiments, the compound is a compound in Table 1, 1-A, 23, or 24, or a pharmaceutically acceptable salt thereof. In certain embodiments, the compound is a

- 62 -

compound in Table 1, 1-A, 24, or 25, or a pharmaceutically acceptable salt thereof. In certain embodiments, the compound is a compound in Table 26, or a pharmaceutically acceptable salt

[000147] Methods for preparing compounds described herein are illustrated in the following synthetic Schemes. The Schemes are given for the purpose of illustrating the invention, and are not intended to limit the scope or spirit of the invention. Starting materials shown in the Schemes can be obtained from commercial sources or be prepared based on procedures described in the literature.

[000148] The synthetic route illustrated in Scheme 1 is a general method for preparing substituted 1,2,3,4-tetrahydroquinoline compounds **F** and **G**. Reaction of aniline **A** with diethyl 2-(ethoxymethylene)malonate **B** followed by thermally induced cyclization with acid affords the substituted ethyl 4-oxo-1,4-dihydroquinoline-3-carboxylate **C**. Treatment of compound **C** with phosphoryl trichloride affords the ethyl 4-chloroquinoline-3-carboxylate **D**. Reduction with borane in pyridine or with transition metal-mediated hydrogenation affords the ethyl 1,2,3,4-tetrahydroquinoline-3-carboxylate **E**, which can be reacted with a sulphonyl chloride or sulfamoyl chloride to provide the substituted sulfonamide-tetrahydroquinoline **F**. The ester group of **F** can be hydrolyzed to afford the substituted 1,2,3,4-tetrahydroquinoline-3-carboxylic acid **G**. Compound **G** can be obtained in enantiomerically enriched form by chiral separation techniques described in the literature for carboxylic acids.

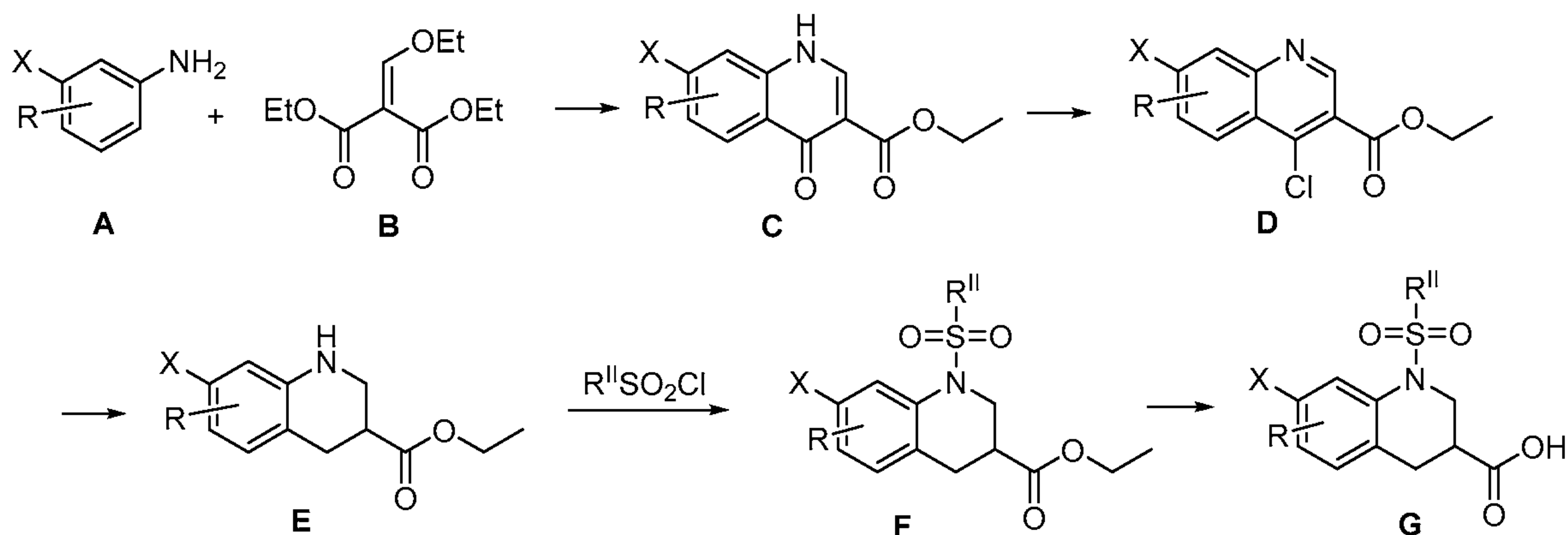
[000149] The reaction procedures in Scheme 1 are contemplated to be amenable to preparing a wide variety of 3-substituted 1,2,3,4-tetrahydroquinoline compounds having different substituents at the R, X, and 3-positions. For example, numerous substituted anilines are known in the literature and/or are commercially available or readily prepared from nitroaromatic compounds. Furthermore, if a functional group on a molecule would not be amenable to a reaction condition described in Scheme 1, it is contemplated that the functional group can first be protected using standard protecting group chemistry and strategies, and then the protecting group is removed after completing the desired synthetic transformation. See, for example, Greene, T.W.; Wuts, P.G.M. *Protective Groups in Organic Synthesis*, 2nd ed.; Wiley: New York, 1991, for further description of protecting chemistry and strategies. For example, if X is OMe, the methyl moiety can be removed from **F** with boron tribromide to afford a 6- or 7-hydroxytetrahydroquinoline. The resulting compound can be subjected to either alkylation with halides or with the Mitsunobu reaction to afford a wide variety of OR groups as X. In

- 63 -

other embodiments, the -OH may be converted to triflate and be subjected to Pd-mediated catalyzed reactions to afford a wide variety of carbon linked substituents. In certain other embodiments, the ester group in compound **F** can be converted to another functional group using standard functional group manipulation procedures known in the art. See, for example,

5 “Comprehensive Organic Synthesis” (B.M. Trost & I. Fleming, eds., 1991-1992).

SCHEME 1.



R may be, for example, hydrogen or a substituent, such as methyl or halogen;
 X may be for example an O-alkylene-cycloalkyl; and
 R'' may be an aromatic or heteroaromatic substituent.

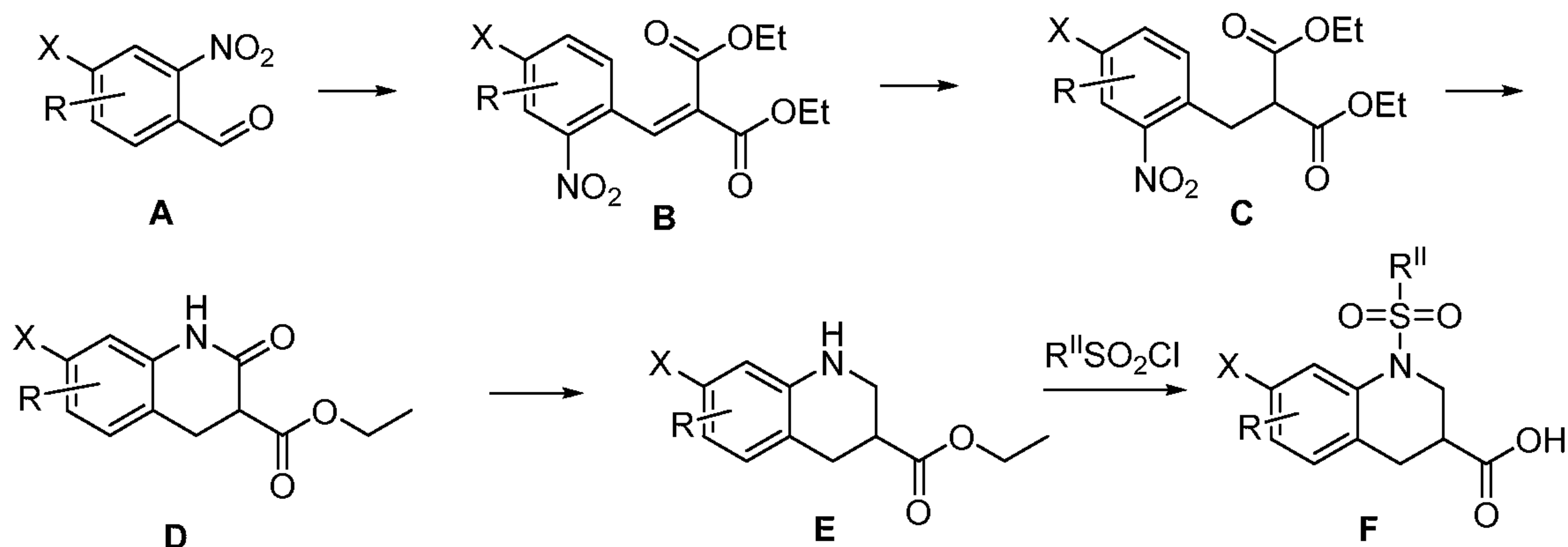
[000150] Scheme 2 illustrates a general method for preparing substituted 1,2,3,4-

10 tetrahydroquinoline compound **F**. Condensation of a substituted 2-nitrobenzaldehyde **A** with diethyl malonate affords α,β -unsaturated diester **B**. Reduction of **B** with sodium borohydride affords diester **C**. Reduction of the nitro moiety of **C** with either metal-mediated hydrogenation or dissolving metal reductions (for example Zn/AcOH or Fe in HCl) affords 2-

15 oxo-1,2,3,4-tetrahydroquinoline-3-carboxylate **D**. Selective reduction of the 2-keto moiety of **D** affords ethyl 1,2,3,4-tetrahydroquinoline-3-carboxylate **E**. The ester group in **E** can be converted to additional functional groups via the methodology described above in connection with Scheme 1.

- 64 -

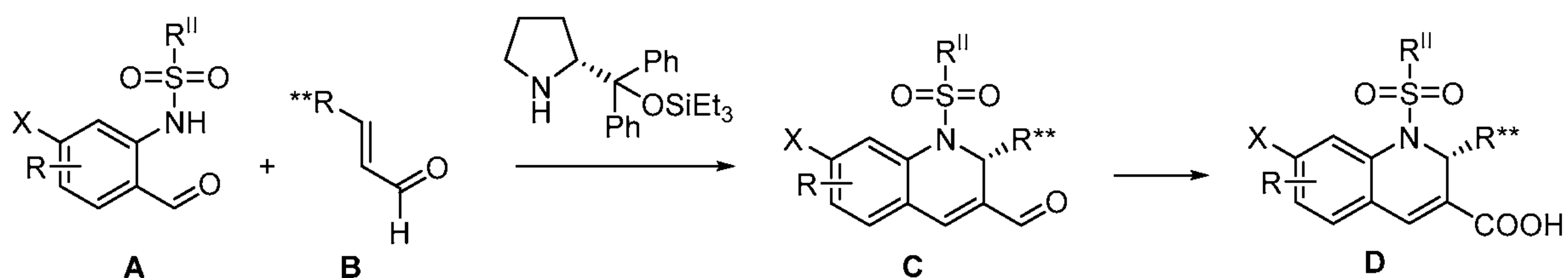
SCHEME 2.



R may be, for example, hydrogen or a substituent, such as methyl or halogen;
 X may be for example an O-alkylene-cycloalkyl; and
 R'' may be an aromatic or heteroaromatic substituent.

[000151] Scheme 3 illustrates a general method for preparing substituted (*R*)-2-alkyl-1-(aryl or heteroaryl sulfonyl)-1,2-dihydroquinoline-3-carboxylic acids **D**. A tandem Michael-aldol dehydration of a substituted *N*-(2-formylphenyl)(aryl or heteroaryl)sulfonamide **A** with a 3-substituted acrylaldehyde **B** catalyzed by the (*S*)-diphenylprolinol triethyl silyl ether (see, for example, W. Wang et al., *Org. Lett.* 9: 965-968, 2007; and A. Cordova et al., *Adv. Synth. Catal.* 349: 827-832, 2007) affords substituted (*R*)-2-alkyl-1-(aryl or heteroaryl sulfonyl)-1,2-dihydroquinoline-3-carbaldehyde **C**. Oxidation (see, for example, Y. K. Bae et al. *Synlett.* 24: 1848-1850, 2013; S. J. Williams et al. in WO2011/047432) of the aldehyde in **C** affords substituted (*R*)-2-alkyl-1-(aryl or heteroaryl sulfonyl)-1,2-dihydroquinoline-3-carboxylic acid **D**.

SCHEME 3.



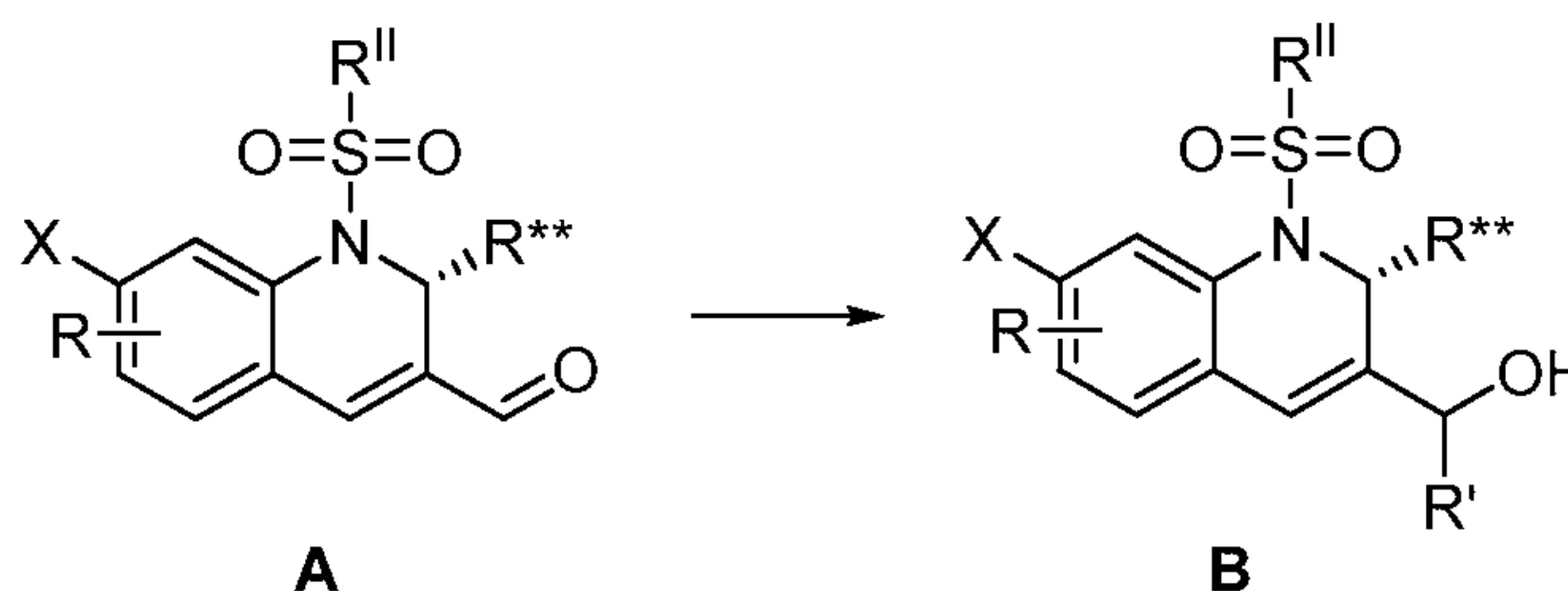
15

[000152] Scheme 4 illustrates a general method for preparing substituted (*R*)-(2-alkyl-1-(aryl or heteroaryl sulfonyl)-1,2-dihydroquinolin-3-yl)alkyl alcohol **B**. Reduction of the aldehyde in compound **A** with sodium borohydride in the presence of cerium (III) chloride (Y.

- 65 -

Hamada et al., *Tetrahedron* 64: 11568-11579, 2008) yields compound **B** where R' is hydrogen. Addition of an alkyl magnesium or alkyl lithium halide in the presence of cerium (III) chloride affords the secondary alcohol **B** where R' is a lower alkyl (i.e., C₁₋₆ alkyl).

SCHEME 4.



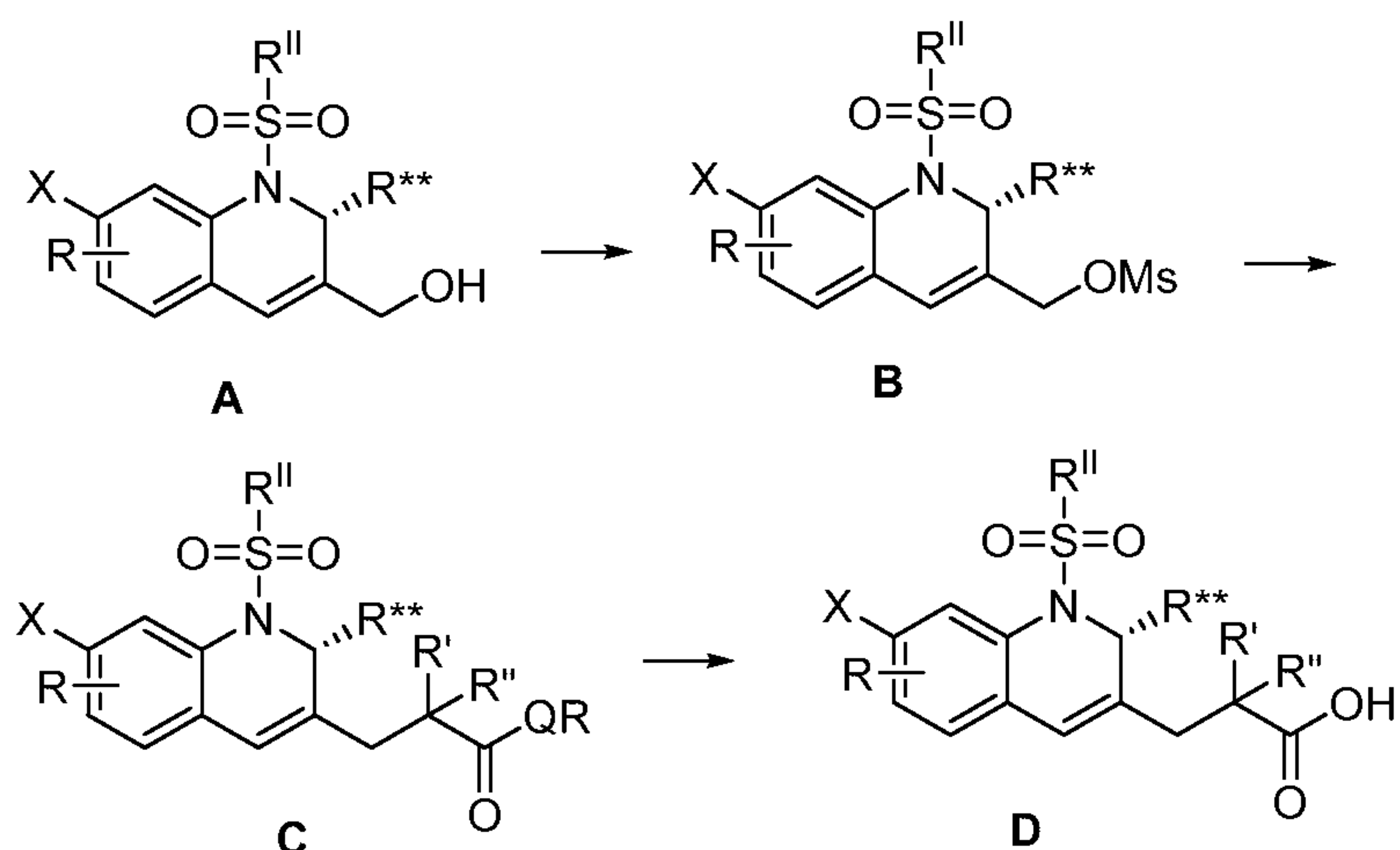
5

[000153] Scheme 5 illustrates a general procedure for preparing substituted (*R*)-3-(2-alkyl-1-(aryl or heteroaryl sulfonyl)-1,2-dihydroquinolin-3-yl)propanoic acid **D**. Treatment of allylic alcohol **A** with methane sulfonyl halide (or a tosyl halide or triflic anhydride may be used to activate the hydroxyl group, and alternatively the hydroxyl group may be converted to an allylic halide by methods known in the literature) affords compound **B** where the allylic hydroxyl is activated with a leaving group. When R' is the same as R'', an ester of an appropriate substituted (or unsubstituted) acetic acid is converted to an anion with an appropriate base (e.g., LDA, lithium hexamethyldisilazide, etc.) and is alkylated with **B** to yield compound **C** where variable Q is oxygen. When R' is not the same as R'', various chiral enolate chemistry methods from the literature may be used to provide a chiral acid (where variable Q may be, for example, oxygen or N(R''')). For example, the anion of an acyloxazolidinone may be utilized. Removal of the chiral auxiliary with an appropriate base (e.g., potassium carbonate, lithium hydroxide in the presence of peroxide) or an acid (for *tert*-butyl esters) affords (*R*)-3-(2-alkyl-1-(aryl or heteroaryl sulfonyl)-1,2-dihydroquinolin-3-yl)propanoic acid **D**.

10
15
20

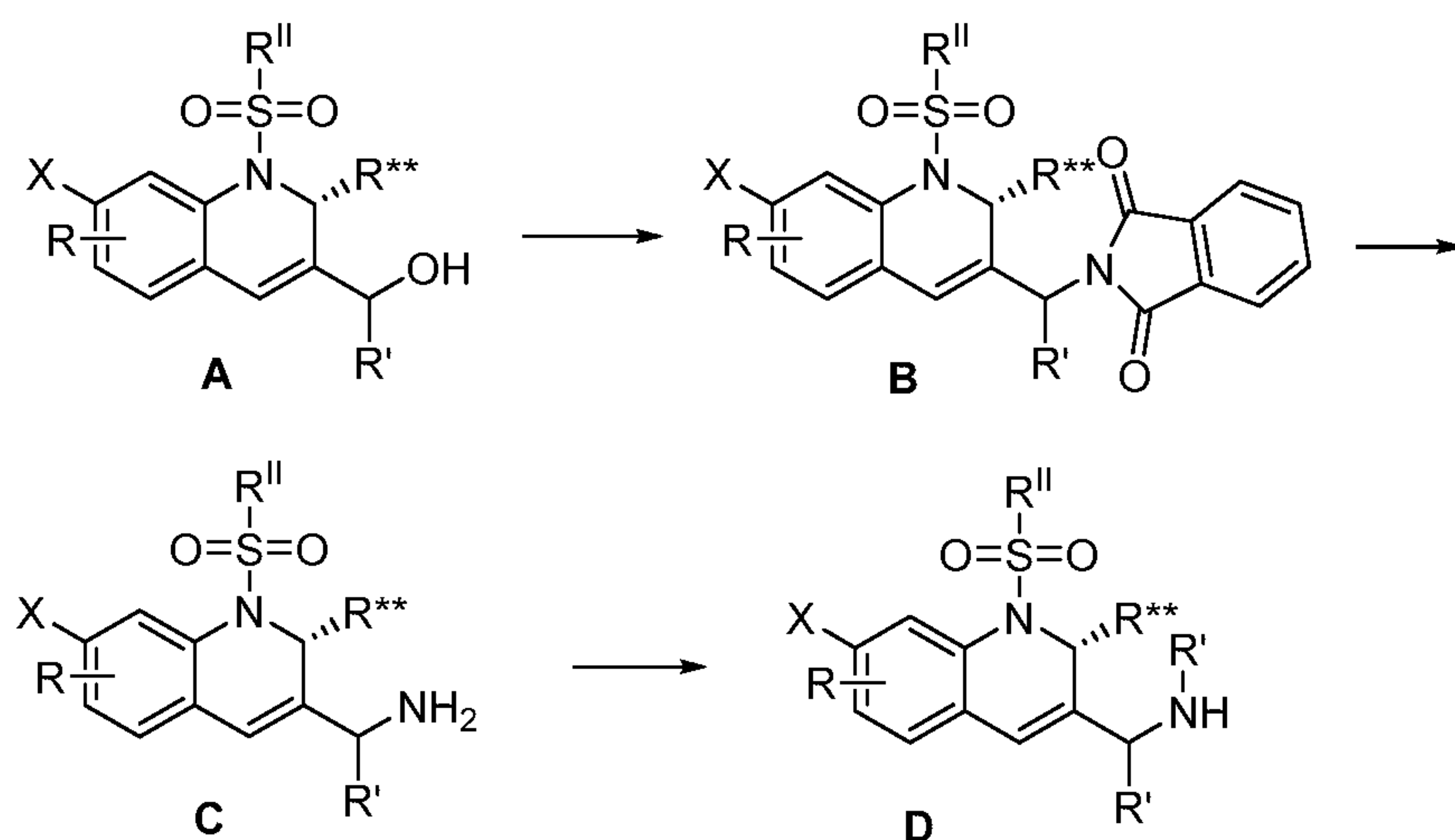
- 66 -

SCHEME 5.



[000154] Scheme 6 illustrates a general procedure for preparing substituted (R)-(2-alkyl-1-(aryl or heteroarylsulfonyl)-1,2-dihydroquinolin-3-yl)alkylamines **C** and **D**. Mitsunobu reaction (D. L. Hughes et al. *Organic Reactions* 42: 1992) of allylic alcohol **A** with phthalamide affords substituted phthamide **B**. Treatment of compound **B** with hydrazine in an appropriate solvent (for example, ethanol or isopropanol; see, for example, H. Itoh et al. in *J. Org. Chem.* 43: 2320, 1978) affords (R)-(2-alkyl-1-(aryl or heteroarylsulfonyl)-1,2-dihydroquinolin-3-yl)alkylamine **C**. Reductive amination of the amine group in compound **C** (C. A. Maryanoff et al. *J. Org. Chem.* 61: 3849-3860, 1996) affords (R)-(2-alkyl-1-(aryl or heteroarylsulfonyl)-1,2-dihydroquinolin-3-yl)alkylamine **D**.

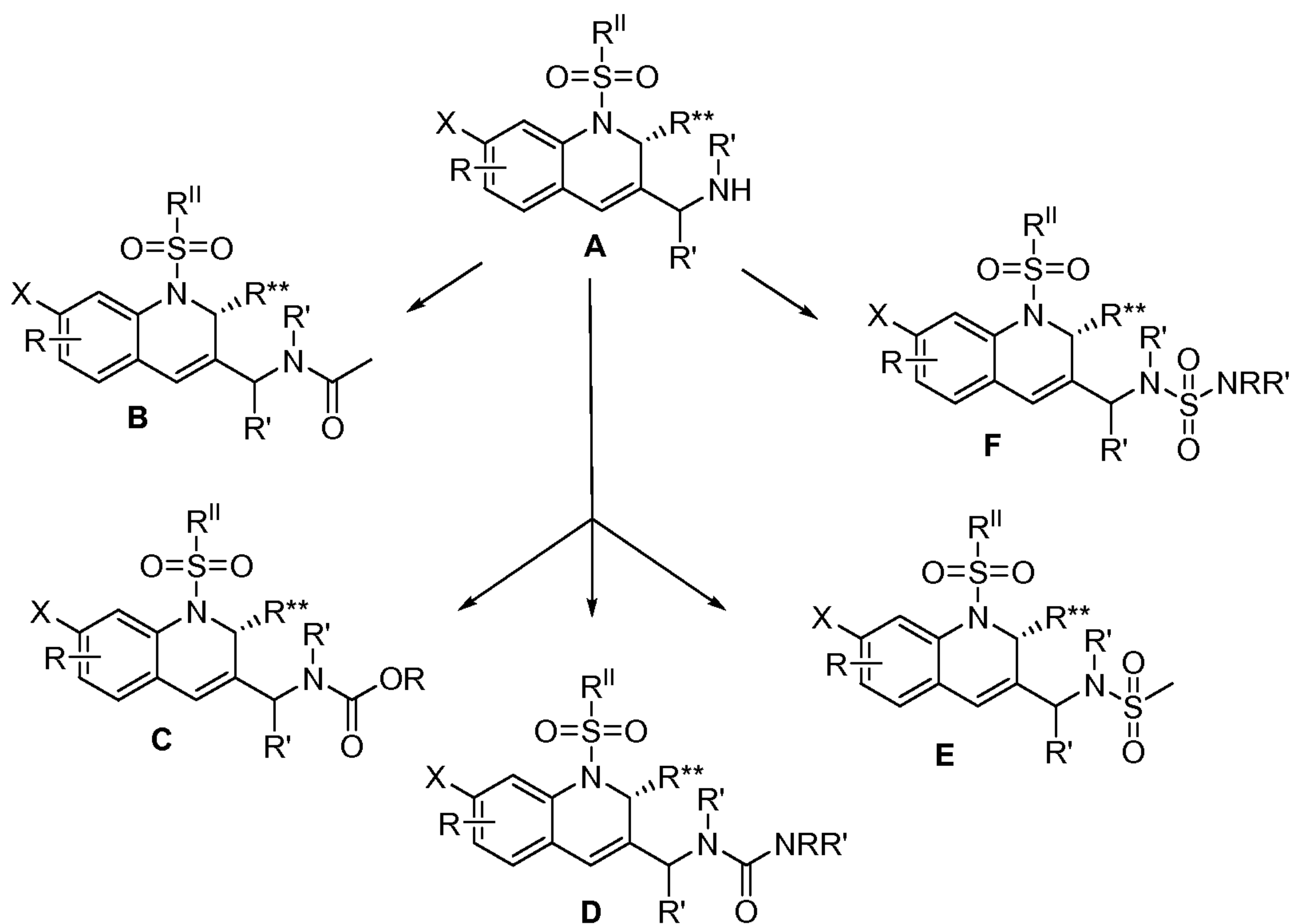
SCHEME 6.



- 67 -

[000155] Scheme 7 illustrates a general procedure for preparing substituted (*R*)-*N*-((2-alkyl-1-(aryl or heteroarylsulfonyl)-1,2-dihydroquinolin-3-yl)alkyl)amide **B**, substituted (*R*)-*N*-((2-alkyl-1-(aryl or heteroarylsulfonyl)-1,2-dihydroquinolin-3-yl)alkyl)carbamate **C**, substituted (*R*)-*N*-((2-alkyl-1-(aryl or heteroarylsulfonyl)-1,2-dihydroquinolin-3-yl)alkyl)ureas or substituted (*R*)-*N*-((2-alkyl-1-(aryl or heteroarylsulfonyl)-1,2-dihydroquinolin-3-yl)alkyl)thiourea **D**, substituted (*R*)-*N*-((2-alkyl-1-(aryl or heteroarylsulfonyl)-1,2-dihydroquinolin-3-yl)alkyl)sulfonamide **E**, and substituted (*R*)-*N*-((2-alkyl-1-(aryl or heteroarylsulfonyl)-1,2-dihydroquinolin-3-yl)alkyl)sulfamide **F**. Reaction of substituted (*R*)-((2-alkyl-1-(aryl or heteroarylsulfonyl)-1,2-dihydroquinolin-3-yl)alkyl)amine **A** with an appropriate base and an acyl halide affords amide **B**. Alternatively, a coupling agent (e.g., a carbodiimide, PyBOP, treatment of the acid with a chloroformate to make a mixed anhydride, etc.) may be utilized to couple a wide variety of acids to form amide **B**. The amine **A** may also be coupled with a chloroformate to afford compound **C**; with an isocyanate, carbamoyl chloride, or isothiocyanate to afford **D**; with a sulfonyl halide to afford **E**; or with a sulfamoyl halide to afford **F**.

SCHEME 7.

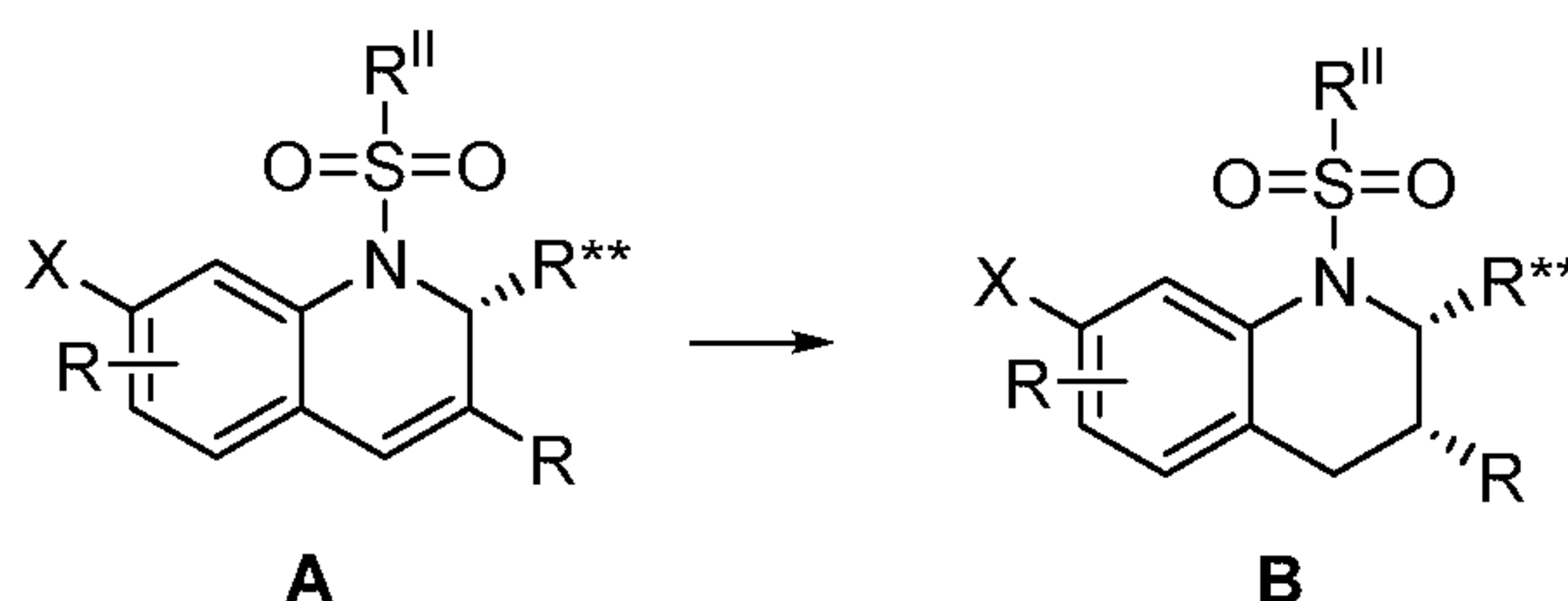


- 68 -

[000156] Scheme 8 illustrates a general method of preparing substituted *cis*-(2*R*,3)-3-substituted-2-alkyl-1-(aryl or heteroarylsulfonyl)-1,2,3,4-tetrahydroquinoline **B**. Hydrogenation of the substituted (*R*)-2-alkyl-1-(aryl or heteroarylsulfonyl)-1,2-dihydroquinoline **A** prepared via the above methods in the presence of a catalyst affords the substituted *cis*-(2*R*,3)-3-substituted-2-alkyl-1-(aryl or heteroarylsulfonyl)-1,2,3,4-tetrahydroquinoline **B**. The choice of the catalyst depends on the substituents X and R. In cases where dehalogenation or reductive removal of benzylic heteroatom is not an issue, Pd or Pt on C may be utilized. In other cases Rh and/or a heterogeneous catalyst which does not reduce these functionalities is more appropriate as is known to those skilled in the art.

10

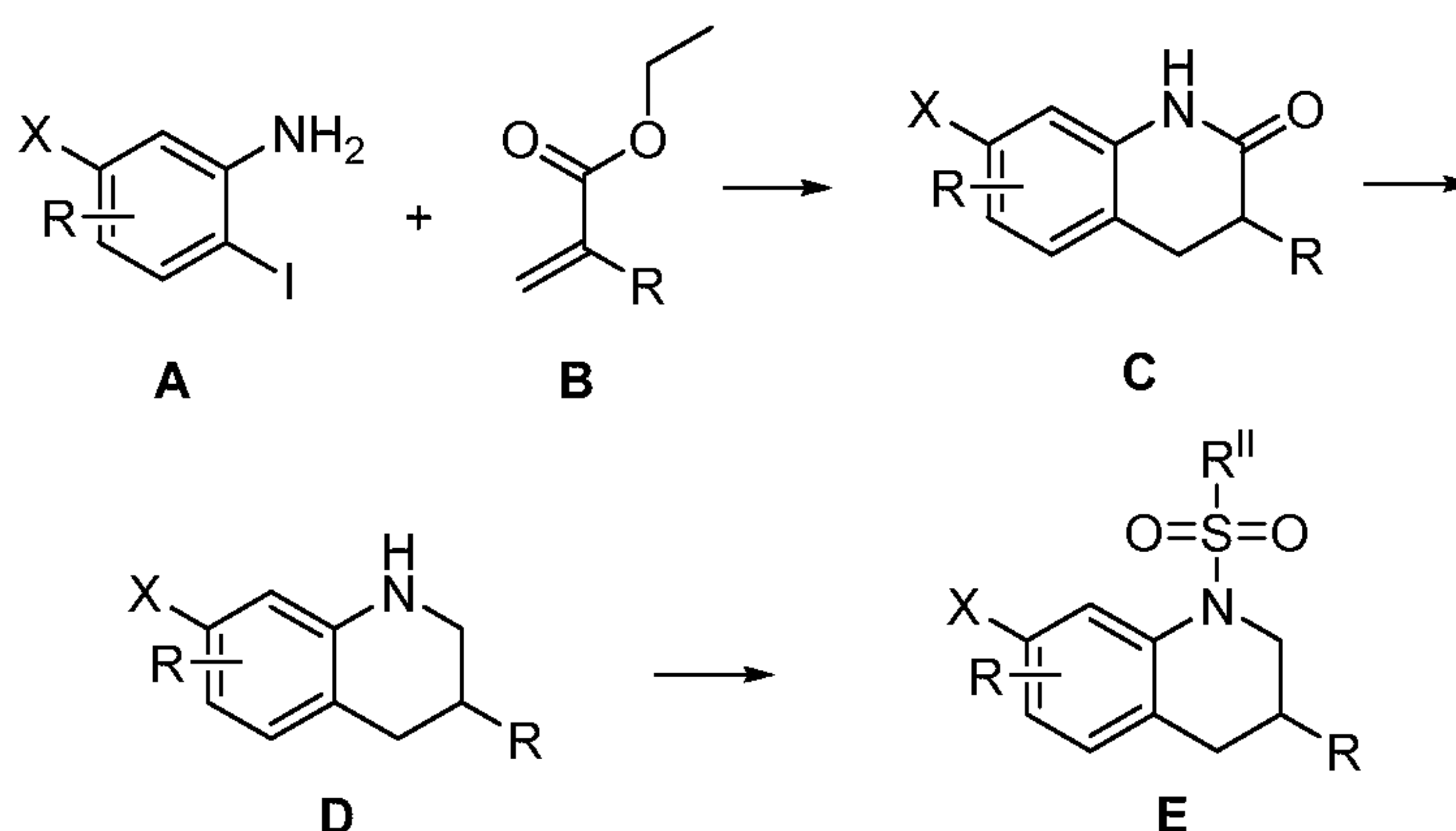
SCHEME 8.



15

[000157] Scheme 9 is an alternative general method to prepare substituted 3-substituted-1-(aryl or heteroarylsulfonyl)-1,2,3,4-tetrahydroquinoline **E**. A tandem reaction combining radical and ionic cyclization of an halogenated aniline **A** and a substituted acrylate **B** affords substituted 3,4-dihydroquinolin-2-one **C** (N. Jiao et al. *Tetrahedron* 65: 1982-1987, 2009). Reduction of the amide group in **C** with a hydride (e.g., a borane or lithium aluminum hydride) affords substituted 1,2,3,4-tetrahydroquinoline **D**. Sulfonylation of **D** with a sulfonyl halide yields the substituted 3-substituted-1-(aryl or heteroarylsulfonyl)-1,2,3,4-tetrahydroquinoline **E**.

SCHEME 9.

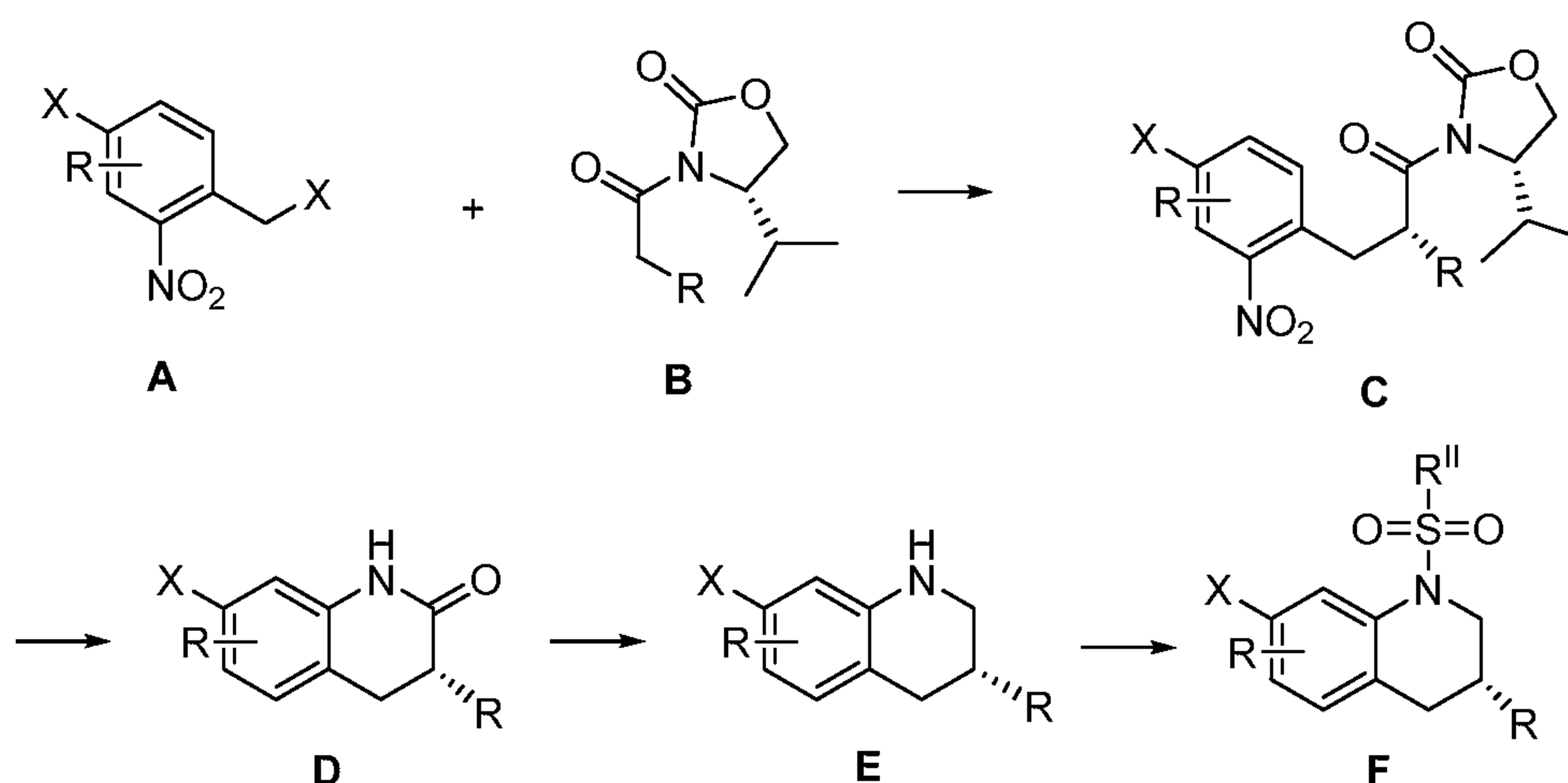


20

- 69 -

[000158] Scheme 10 illustrates an alternative general method to prepare chiral substituted 3-substituted-1-(aryl or heteroarylsulfonyl)-1,2,3,4-tetrahydroquinolines. Alkylation of an acylated oxazolidinone **B** with a 2-nitrobenzylic halide **A** affords with high diastereomeric excess the 3-arylpropionamide **C**. Reduction of **C** with dissolving metal conditions affords chiral substituted 3,4-dihydroquinolin-2-one **D** which can be elaborated to the substituted 3-substituted-1-(aryl or heteroarylsulfonyl)-1,2,3,4-tetrahydroquinolines **E** and **F** based on procedures described above.

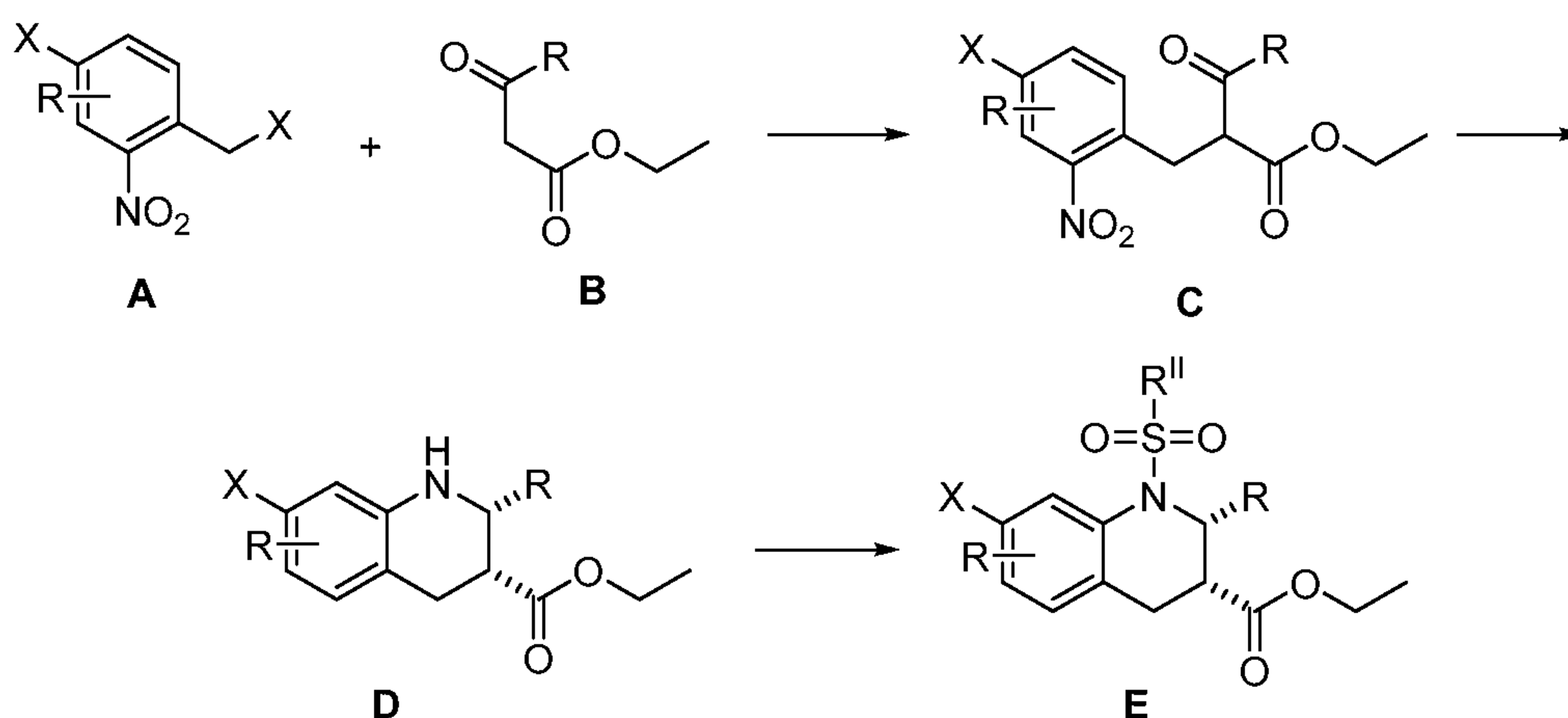
SCHEME 10.



10 [000159] Scheme 11 illustrates an alternative general method of preparing substituted *cis*-2,3-disubstituted-1-(aryl or heteroarylsulfonyl)-1,2,3,4-tetrahydroquinoline **E**. Alkylation of β -ketoester **B** with 2-nitrobenzylic halide **A** affords substituted 2-(2-nitrobenzyl)- β -ketoester **C**. Reduction of **C** affords substituted ethyl *cis*-2-alkyl-1,2,3,4-tetrahydroquinoline-3-carboxylate **D** (R. A. Bunce et al. *J. Heterocyclic Chem.* 44: 1059-1064, 2007). This material can be
 15 sulfonated as described above to afford the substituted *cis*-2,3-disubstituted-1-(aryl or heteroarylsulfonyl)-1,2,3,4-tetrahydroquinoline **E**.

- 70 -

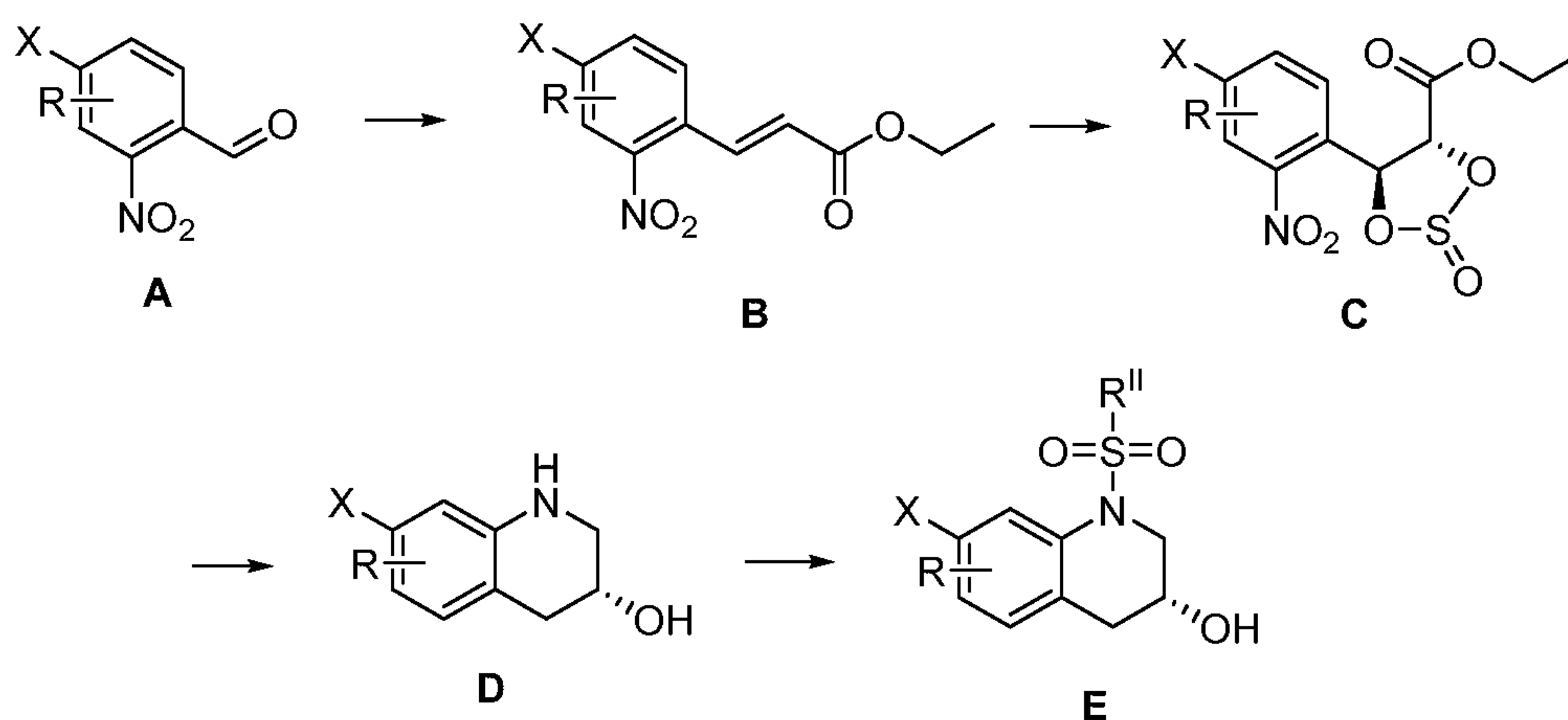
SCHEME 11.



[000160] Scheme 12 illustrates a general method of preparing chiral substituted 1-(aryl or heteroarylsulfonyl)-1,2,3,4-tetrahydroquinoline **E** substituted at the 3-position with an oxygen bearing group. Wittig reaction of 2-nitroaldehyde **A** forms α,β -unsaturated ester **B**, which is subjected to Os-catalyzed asymmetric dihydroxylation with the (DHQ)₂-PHAL ligand (see, for example, K. B. Sharpless et al. *Chem. Rev.* 94: 2483-2547, 1994) followed by treatment of the diol with thionyl chloride to form cyclic sulfite **C** (see, for example, K. B. Sharpless et al. *J. Am. Chem. Soc.* 110: 7538-7539, 1988). Sulfite **C** undergoes a one-pot cobalt chloride catalyzed reductive cyclization with sodium borohydride (see, for example, A. Sudalai et al. *Organic Letters* 11: 803-806, 2009) to form the substituted chiral 3-hydroxy-1,2,3,4-tetrahydroquinoline **D**. This material is sulfonated as described above to afford chiral substituted 1-(aryl or heteroarylsulfonyl)-3-hydroxy-1,2,3,4-tetrahydroquinoline **E**. The pendant hydroxyl may be alkylated (for example with 2-chloroacetic acid). When using a different, suitable ligand in the chiral osmylation, the enantiomers of **C** and then **D** and **E** can be produced. The hydroxyl group in **E** can be mesylated and displaced with azide, and the resulting azido product reduced to afford access to a wide variety of chiral 3-aminosubstituted-1,2,3,4-tetrahydroquinolines.

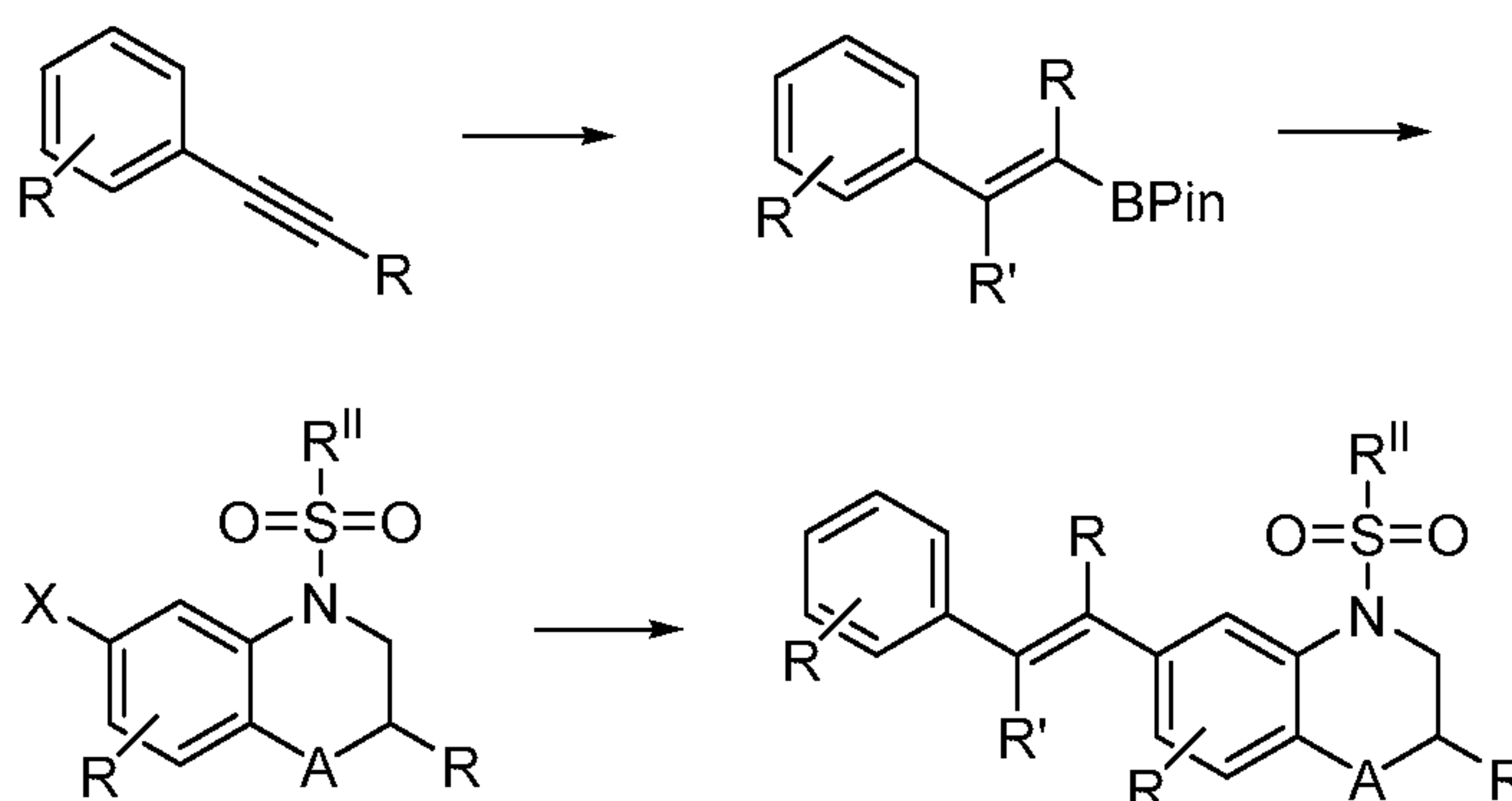
- 71 -

SCHEME 12.



[000161] Scheme 13 illustrates a general method of forming substituted (*E*)-7-(2-aryl-alken-1-en-1-yl)-1-(aryl or heteroarylsulfonyl)-1,2,3,4-tetrahydroquinolines, substituted (*E*)-6-(2-aryl-alken-1-en-1-yl)-4-(aryl or heteroarylsulfonyl)-3,4-dihydro-2*H*-benzo[*b*][1,4]oxazines, and substituted (*E*)-*N*-alkyl-*N*-(3-(2-aryl-alken-1-en-1-yl)phenyl)(arene or heteroarene)sulfonamides. Copper(I)-catalyzed carboboration (R. Alfaro et al. *J. Am. Chem. Soc.* 134: 15165-15168, 2012) of an aryl-alkyne affords tri- and tetrasubstituted vinylboronates that are suitable for Pd-mediated stereoselective addition to the appropriate 7-halo or triflate-1,2,3,4-tetrahydroquinoline (variable A is CRR'), or 6-halo or triflate-3,4-dihydro-2*H*-benzo[*b*][1,4]oxazine (variable A is O) to afford the final product.

SCHEME 13.

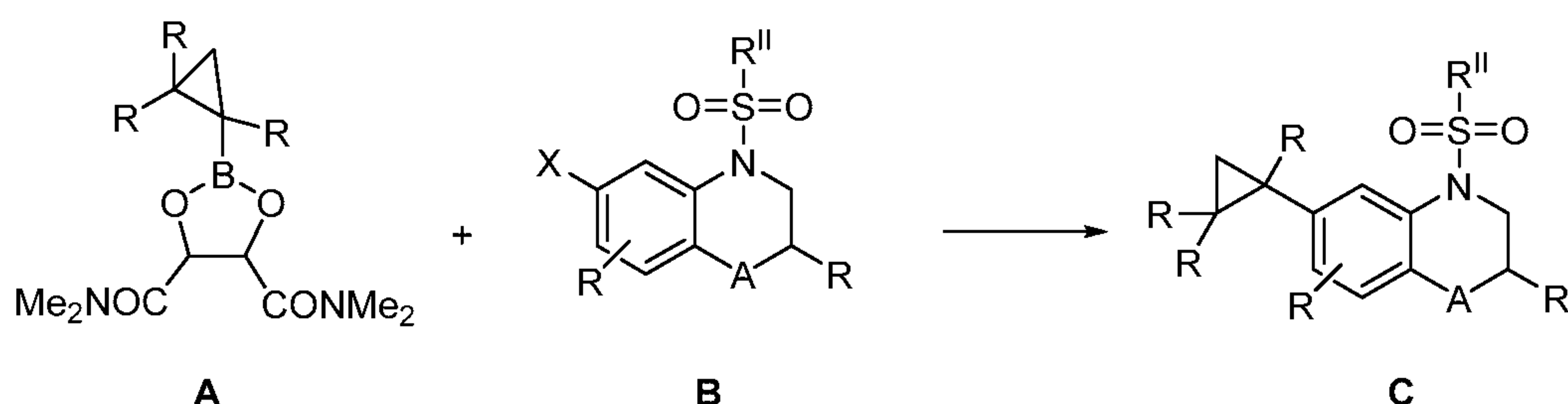


[000162] Scheme 14 illustrates a general method of forming chiral substituted 7-cyclopropyl-1-(aryl or heteroarylsulfonyl)-1,2,3,4-tetrahydroquinolines, 6-cyclopropyl-4-(aryl or heteroarylsulfonyl)-3,4-dihydro-2*H*-benzo[*b*][1,4]oxazines, or *N*-(3-cyclopropylphenyl)-*N*-alkyl(aryl or heteroaryl)sulfonamides C. Chiral cyclopropylboronic acids (M.-Z. Deng et al.

- 72 -

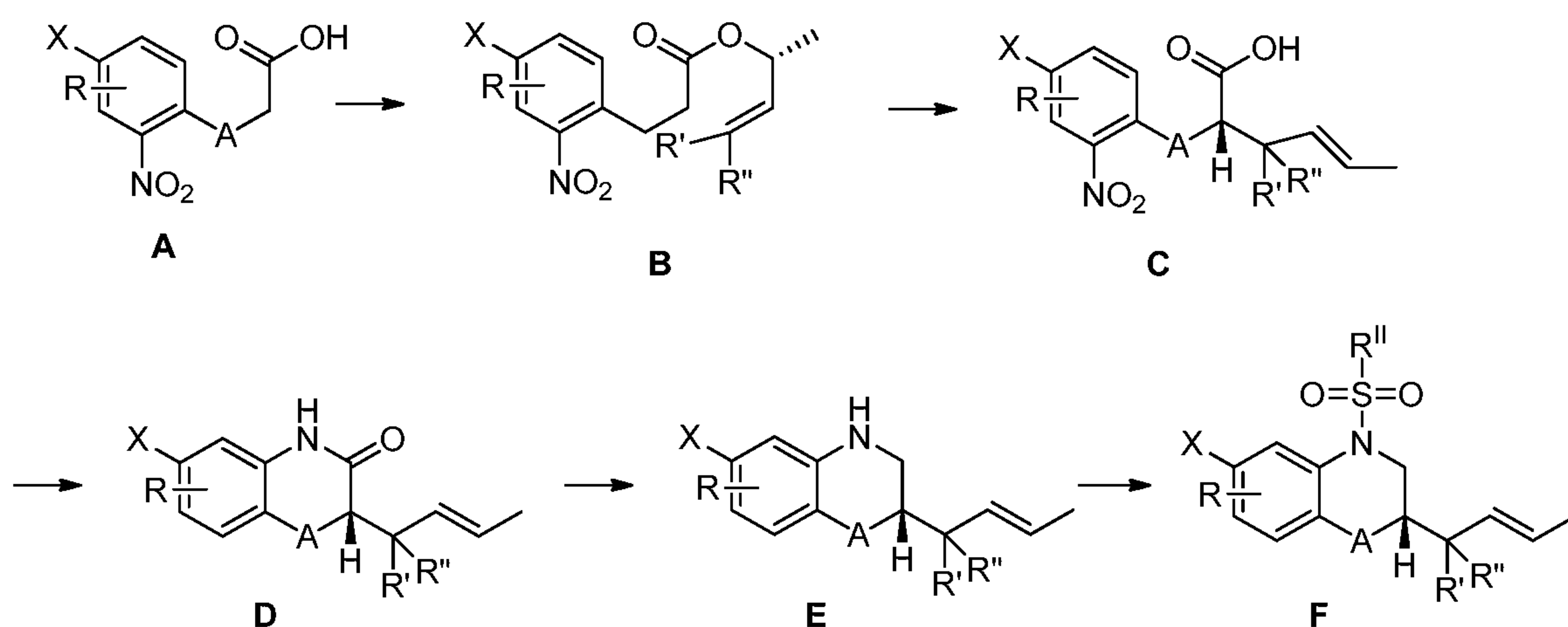
Angew. Chem. Ed. 37: 2845-2847, 1998) **A** are added to the appropriate haloarenes or triflates **B** to afford compound **C**.

SCHEME 14.



- 5 [000163] Scheme 15 illustrates a general method of forming chiral 3-substituted-1-(aryl or heteroarylsulfonyl)-1,2,3,4-tetrahydroquinolines (A is CRR') or chiral substituted benzoxazines (A is O). Esterification of the carboxylic acid **A** with a chiral allylic alcohol forms allylic ester **B**. Treatment of the enolate of ester **B** with TMSCl, followed by a Claisen rearrangement (see, for example, J. Kallmerten et al. *J. Org. Chem.* **52**: 3889-3901, 1987) affords carboxylic acid
- 10 **C**. Esterification of carboxylic acid **C** with an alcohol followed by a dissolving metal reduction affords lactam **D**. Reduction of lactam **D** with borane or lithium aluminum hydride affords tetrahydroquinoline or benzoxazine **E**, which is sulfonylated to afford the chiral 3-substituted-1-(aryl or heteroarylsulfonyl)-1,2,3,4-tetrahydroquinoline (A is CRR') or chiral substituted benzoxazine (A is O) **F**. The alkene of **F**, may be converted to other functional groups (for
- 15 example to a COOH by oxidation).

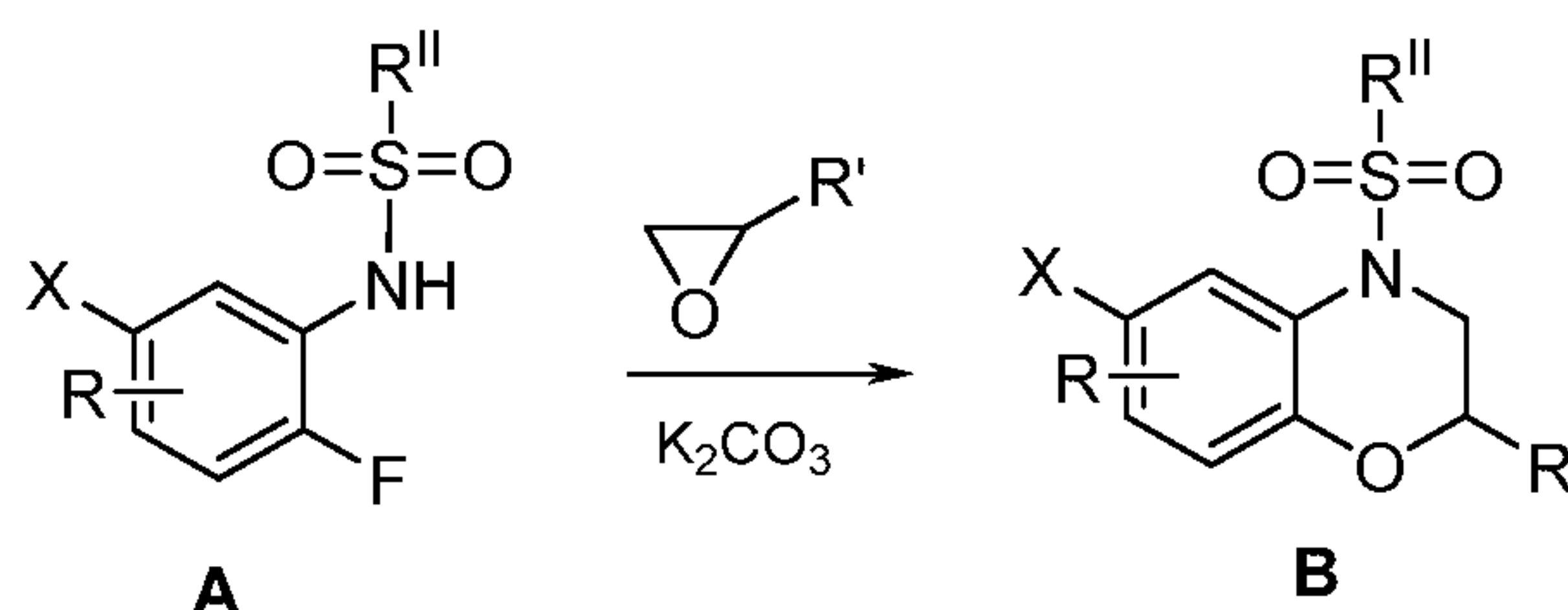
SCHEME 15.



- 73 -

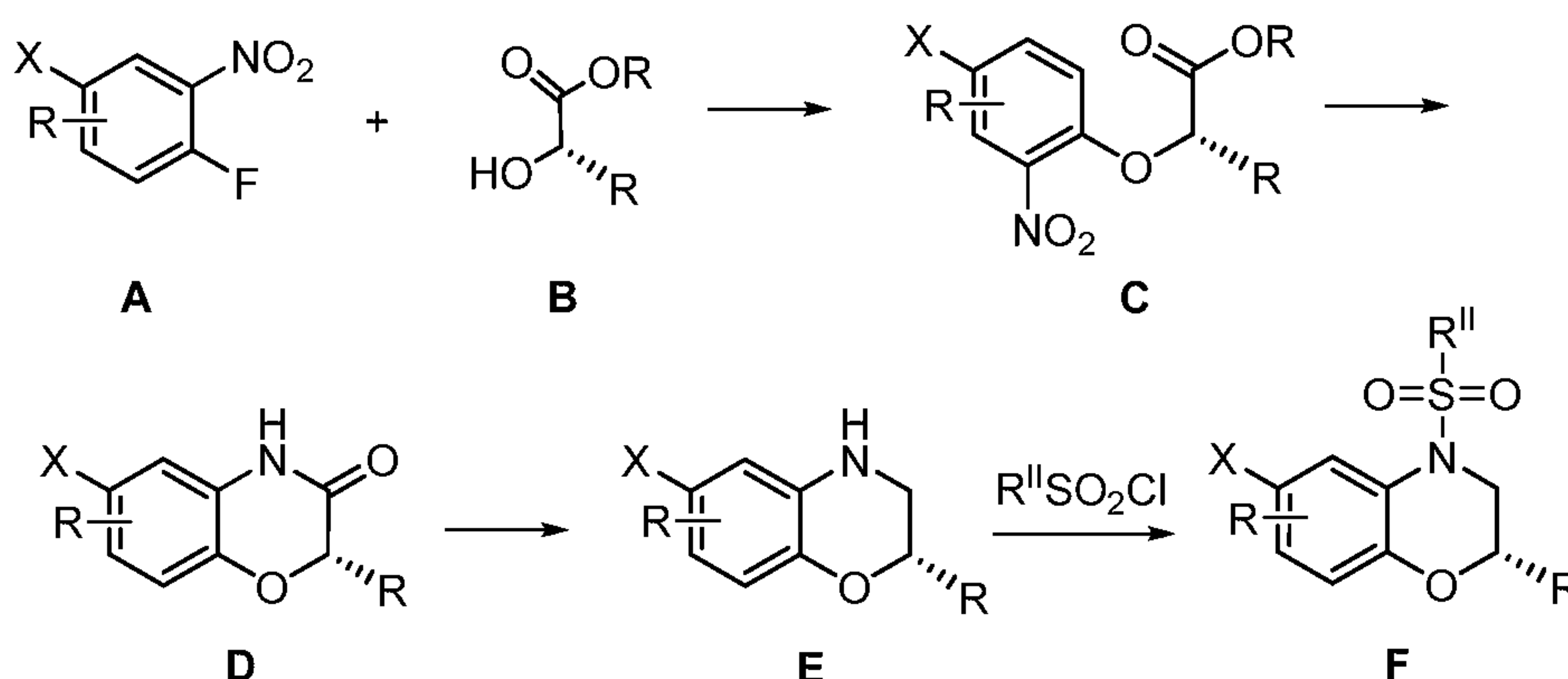
[000164] Scheme 16 is a general method for preparing various substituted benzoxazine compounds. Reaction of aryl sulfonamide **A** with an epoxide provides benzoxazine **B**.

SCHEME 16.



5 [000165] Scheme 17 is another general method for preparing various substituted benzoxazine compounds. Reaction of a 2-fluoro-nitrobenzene **A** with a 2-hydroxyester **B** provides 2-O-arylacetic acid ester **C**. Reduction of the nitro moiety in **C** with a dissolving metal in an acid forms benzoxazinone **D**. The amide group in benzoxazinone **D** can be reduced using, for example, lithium aluminum hydride (LiAlH_4) or a borane to provide benzoxazine **E**,
 10 which is treated with a sulfonyl halide and base to afford sulfonylated benzoxazine **F**.

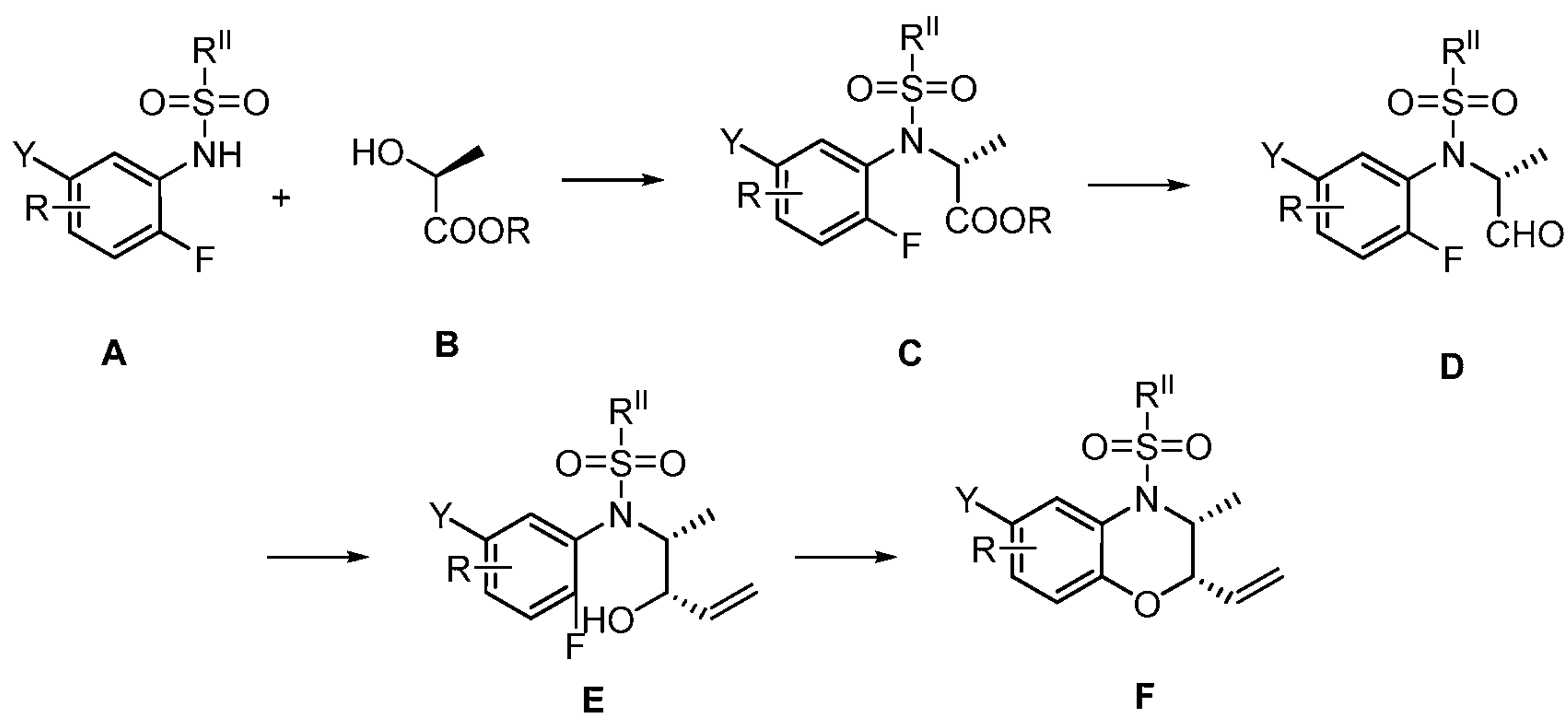
SCHEME 17.



[000166] Scheme 18 is a general method for preparing various substituted benzoxazine compounds. Mitsunobu addition of sulfonamide **A** to chiral α -hydroxyester **B** affords *O*-aryl ether **C**. Treatment of compound **C** with DIBAL affords aldehyde **D**, to which vinyl magnesium bromide adds to form the *anti*-aminoalcohol **E** (see, for example, D. Gryko et al. *Tetrahedron: Asymmetry* 8: 4059-4067, 1997). Treatment of compound **E** with base affords benzoxazine **F**. The vinyl moiety in **F** is then converted to other alkenes via olefin metathesis

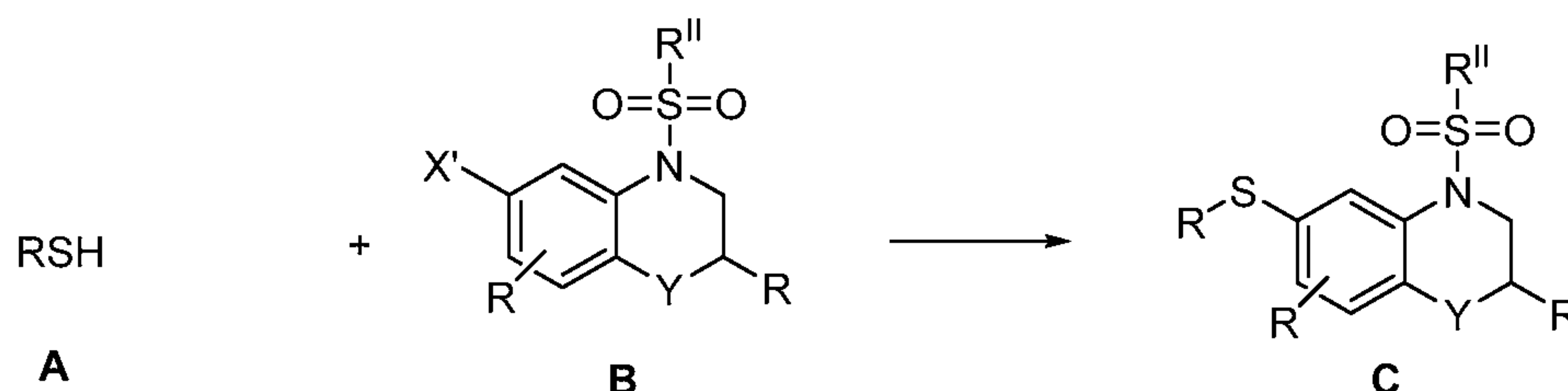
chemistry which can be reduced to substituted alkanes, or oxidized to a hydroxyl group, a diol, a carboxylic acid, or other functional group.

SCHEME 18.



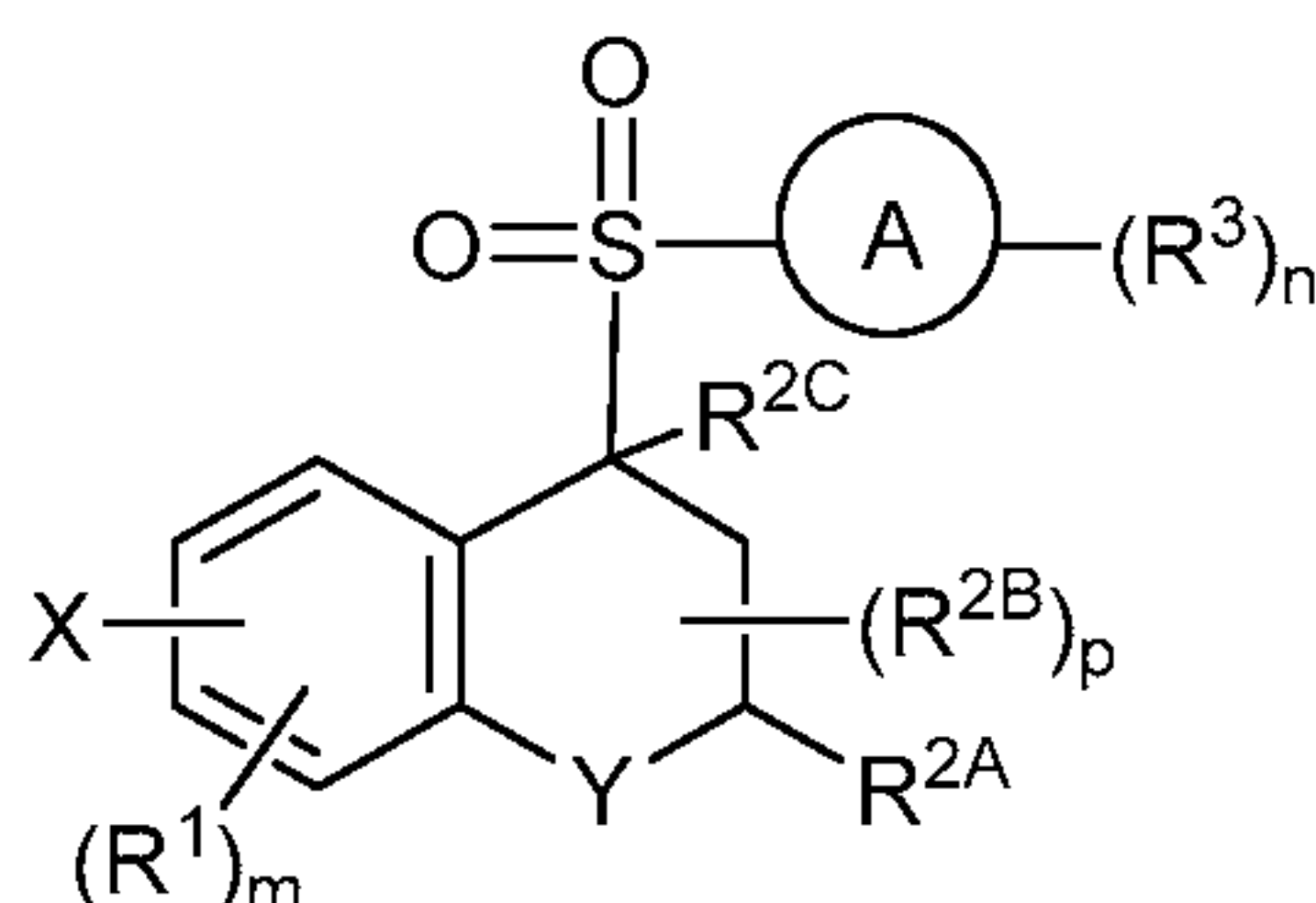
- 5 [000167] Scheme 19 is a general method for preparing various thioether substituted compounds. Palladium-mediated addition of a thiol **A** in presence of a base (such as Hunig's base) and a ligand (such as Xantphos) to bromide **B** (X' is Br) affords thioether **C**.

SCHEME 19.



10 **Part II: Tetrahydronaphthalene Sulfonyl and Related Compounds**

[000168] Another aspect of the invention provides a compound represented by Formula II:



- 75 -

(II)

or a pharmaceutically acceptable salt thereof; wherein:

A is phenylene, 5-6 membered heteroarylene, or C₃₋₆ heterocycloalkylene;

R¹ represents independently for each occurrence halogen, C₁₋₆ alkyl, C₁₋₆ haloalkyl, or
5 C₃₋₆ cycloalkyl;

R^{2A} is one of the following:

- (i) hydrogen, C₁₋₆ alkyl, C₁₋₃ haloalkyl, C₃₋₆ cycloalkyl, -(C₁₋₆ alkylene)-(C₃₋₆
cycloalkyl), -O-(C₁₋₆ alkylene)-CO₂R⁴, -O-(C₁₋₆ alkylene)-C(O)-(C₁₋₆
alkyl), -N(R⁴)-(C₁₋₆ alkylene)-CO₂R⁴, or -N(R⁴)-(C₁₋₆ alkylene)-C(O)-(C₁₋₆
10 alkyl), wherein the C₁₋₆ alkyl, C₃₋₆ cycloalkyl, and C₁₋₆ alkylene are optionally
substituted with 1 or 2 substituents independently selected from the group
consisting of -CO₂R⁴, -C(O)N(R⁴)(R⁵), -C(O)-N(R⁴)-(C₁₋₄ alkylene)-CO₂R⁴, -
N(R⁴)C(O)R⁸, -CN, halogen, hydroxyl, C₁₋₆ alkoxy, C₁₋₆ haloalkoxy, C₁₋₆
haloalkyl, -N(R⁴)(R⁵), -N(R⁴)C(O)N(R⁴)(R⁵), -N(R⁴)CO₂R⁹, -N(R⁴)S(O)₂R⁹,
15 and -N(R⁴)S(O)₂N(R⁴)(R⁵); or
- (ii) -CO₂R⁴, -N(R⁴)C(O)R⁹, -N(R⁴)CO₂R⁹, -N(R⁴)C(O)N(R⁴)(R⁵), -N(R⁴)C(O)N(R⁴)
(heteroaryl), -N(R⁴)S(O)₂R⁹, -N(R⁴)(R⁵), or -OH;

R^{2B} is C₁₋₆ alkyl, C₁₋₃ haloalkyl, or fluoro;

R^{2C} is hydrogen or C₁₋₆ alkyl;

20 R³ represents independently for each occurrence hydrogen, C₁₋₆ haloalkyl, halogen,
hydroxyl, C₁₋₆ alkyl, C₃₋₆ cycloalkyl, C₁₋₆ alkoxy, C₁₋₆ haloalkoxy, -N(R⁴)(R⁸), -O-(C₁₋₆
hydroxyalkyl), or -O-(C₁₋₆ alkylene)-CO₂R⁴; or two vicinal occurrences of R³ are taken together
with intervening atoms to form a 4-6 membered ring;

25 R⁴ and R⁵ each represent independently for each occurrence hydrogen, C₁₋₆ alkyl, or C₃₋₆
cycloalkyl; or an occurrence of R⁴ and R⁵ attached to the same nitrogen atom are taken together
with the nitrogen atom to which they are attached to form a 3-8 membered heterocyclic ring;

R⁶ and R⁷ each represent independently for each occurrence hydrogen, fluoro, or C₁₋₆
alkyl, or R⁶ and R⁷ are taken together with the carbon atom to which they are attached to form a

- 76 -

3-6 membered carbocyclic ring; or R⁶ and a vicinal occurrence of R^{2B} are taken together to form a bond;

R⁸ represents independently for each occurrence C₁₋₆ alkyl, C₃₋₆ cycloalkyl, -(C₁₋₆ alkylene)-(C₃₋₆ cycloalkyl), or aryl, each of which is optionally substituted with 1, 2, or 3
5 substituents independently selected from the group consisting of halogen, hydroxyl, or -CO₂R⁴; or R⁸ is -CO₂R⁴;

R⁹ represents independently for each occurrence C₁₋₆ alkyl, C₃₋₆ cycloalkyl, -(C₁₋₆ alkylene)-(C₃₋₆ cycloalkyl), C₁₋₆ haloalkyl, or C₁₋₆ hydroxyalkyl;

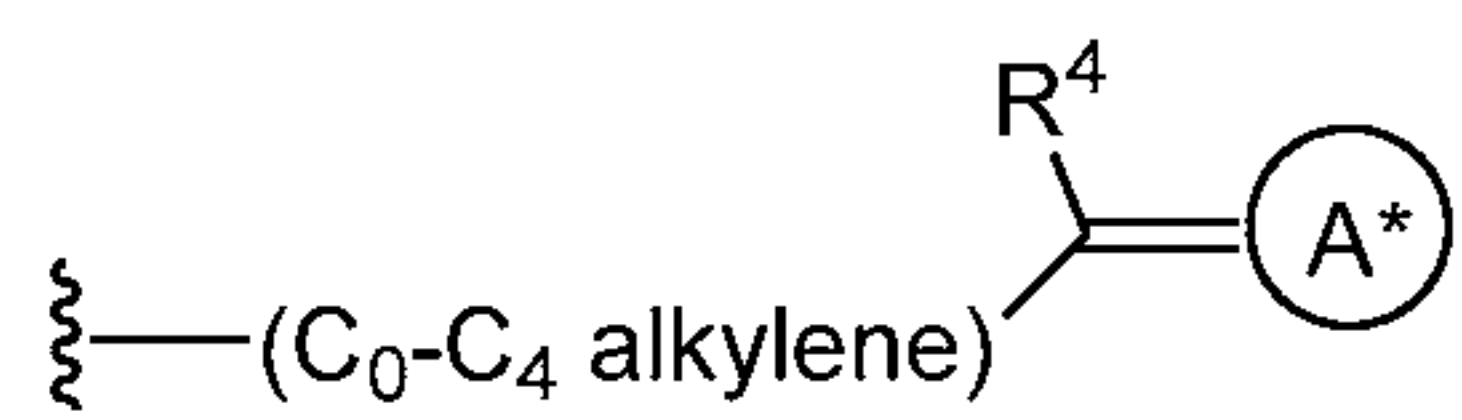
X is one of the following:

- 10 (i) -O-aralkyl, -O-heteroaralkyl, -O-phenyl, -O-heteroaryl, -O-(partially unsaturated bicyclic carbocyclyl), -O-(C₁₋₆ alkylene)-(C₃₋₆ cycloalkyl), -O-(C₃₋₆ cycloalkyl), -N(R⁴)-aralkyl, -N(R⁴)-phenyl, -N(R⁴)-(partially unsaturated bicyclic carbocyclyl), or -N(R⁴)-(C₁₋₆ alkylene)-(C₃₋₆ cycloalkyl), each of which is optionally substituted with 1, 2, or 3 substituents independently selected from
15 the group consisting of halogen, C₁₋₆ haloalkyl, C₁₋₆ alkyl, C₃₋₆ cycloalkyl, C₁₋₆ alkoxy, C₁₋₆ haloalkoxy, -S-(C₁₋₆ alkyl), hydroxyl, cyano, -C(O)R⁹, and -SO₂R⁹;
- (ii) -S-aralkyl, -S-heteroaralkyl, -S-phenyl, -S-heteroaryl, -S-(partially unsaturated bicyclic carbocyclyl), -S-(C₁₋₆ alkylene)-(C₃₋₆ cycloalkyl), or -S-(C₃₋₆ cycloalkyl), each of which is optionally substituted with 1, 2, or 3 substituents
20 independently selected from the group consisting of halogen, C₁₋₆ haloalkyl, C₁₋₆ alkyl, C₃₋₆ cycloalkyl, C₁₋₆ alkoxy, C₁₋₆ haloalkoxy, -S-(C₁₋₆ alkyl), hydroxyl, cyano, -C(O)R⁹, and -SO₂R⁹;
- (iii) -(C₂₋₆ alkenylene)-phenyl, -(C₂₋₆ alkenylene)-heteroaryl, -(C₂₋₆ alkenylene)-(partially unsaturated 8-10 membered bicyclic ring containing 0-3
25 heteroatoms), -(C₁₋₆ alkylene)-phenyl, -(C₁₋₆ alkylene)-heteroaryl, -(C₁₋₆ alkylene)-(partially unsaturated bicyclic heterocyclyl), -(C₁₋₆ alkylene)-(partially unsaturated bicyclic oxo-heterocyclyl), -(C₁₋₆ alkylene)-(C₃₋₆ cycloalkyl), -(5-6 membered heterocycloalkylene)-phenyl, or -(C₃₋₆ cycloalkylene)-phenyl, each of which is optionally substituted with 1, 2, or 3 substituents independently
30 selected from the group consisting of halogen, C₁₋₆ haloalkyl, C₁₋₆ alkyl, C₃₋₆

- 77 -

cycloalkyl, C₁₋₆ alkoxy, C₁₋₆ haloalkoxy, -S-(C₁₋₆ alkyl), hydroxyl, cyano, -C(O)R⁹, and -SO₂R⁹;

(iv) -(C₂₋₆ alkenylene)-(C₁₋₆ alkyl), -(C₂₋₆ alkenylene)-(C₃₋₆ cycloalkyl), or



5 each of which is optionally substituted with 1, 2, or 3 substituents independently selected from the group consisting of halogen, C₁₋₆ haloalkyl, C₁₋₆ alkyl, C₃₋₆ cycloalkyl, C₁₋₆ alkoxy, C₁₋₆ haloalkoxy, -S-(C₁₋₆ alkyl), hydroxyl, cyano, -C(O)R⁹, and -SO₂R⁹, wherein A* is a 5-8 membered, partially saturated carbocyclic or heterocyclic ring; or

10 (v) -(C₁₋₆ alkenylene)-Z¹ or -(C₂₋₆ alkenylene)-Z¹, wherein Z¹ is -O-aralkyl, -O-heteroaralkyl, -O-phenyl, -O-heteroaryl, -O-(partially unsaturated bicyclic carbocyclyl), -O-(C₁₋₆ alkenylene)-(C₃₋₆ cycloalkyl), -O-(C₃₋₆ cycloalkyl), -N(R⁴)-aralkyl, -N(R⁴)-phenyl, -N(R⁴)-(partially unsaturated bicyclic carbocyclyl), -N(R⁴)-(C₁₋₆ alkenylene)-(C₃₋₆ cycloalkyl), or -N(R⁴)-(C₃₋₆ cycloalkyl), each of which is optionally substituted with 1, 2, or 3 substituents
15 independently selected from the group consisting of halogen, C₁₋₆ haloalkyl, C₁₋₆ alkyl, C₃₋₆ cycloalkyl, C₁₋₆ alkoxy, C₁₋₆ haloalkoxy, -S-(C₁₋₆ alkyl), hydroxyl, cyano, -C(O)R⁹, and -SO₂R⁹;

Y is -C(R⁶)(R⁷)-, -O-, -C(O)-, or -S(O)_p-;

m and p each represent independently for each occurrence 0, 1, or 2; and

20 n is 1, 2, or 3.

[000169] In certain embodiments, A is phenylene or 5-6 membered heteroarylene.

[000170] In certain embodiments, R¹ represents independently for each occurrence halogen or C₁₋₆ alkyl. In certain other embodiments, R¹ is fluoro, chloro, methyl, or trifluoromethyl.

25 [000171] In certain embodiments, R^{2A} is C₁₋₆ alkyl substituted with 1 or 2 substituents independently selected from the group consisting of -CO₂R⁴, -C(O)N(R⁴)(R⁵), -C(O)-N(R⁴)-(C₁₋₄ alkenylene)-CO₂R⁴, -N(R⁴)C(O)R⁸, -CN, halogen, hydroxyl, C₁₋₆ alkoxy, C₁₋₆ haloalkoxy,

- 78 -

C₁₋₆ haloalkyl, -N(R⁴)(R⁵), -N(R⁴)C(O)N(R⁴)(R⁵), -N(R⁴)CO₂R⁹, -N(R⁴)S(O)₂R⁹, and -N(R⁴)S(O)₂N(R⁴)(R⁵).

[000172] In certain embodiments, R³ represents independently for each occurrence hydrogen, C₁₋₆ haloalkyl, halogen, hydroxyl, C₁₋₆ alkyl, C₃₋₄ cycloalkyl, C₁₋₆ alkoxy, or C₁₋₆ haloalkoxy.

[000173] In certain embodiments, R⁴ and R⁵ each represent independently for each occurrence hydrogen, C₁₋₆ alkyl, or C₃₋₆ cycloalkyl; or an occurrence of R⁴ and R⁵ attached to the same nitrogen atom are taken together with the nitrogen atom to which they are attached to form a 3-8 membered heterocyclic ring, wherein the heterocyclic ring is substituted with 1, 2, or 3 substituents independently selected from the group consisting of halogen, C₁₋₆ haloalkyl, C₁₋₆ alkyl, C₃₋₆ cycloalkyl, C₁₋₆ alkoxy, C₁₋₆ haloalkoxy, hydroxyl, cyano, oxo, -CO₂R¹⁰, -C(O)R⁹, -SO₂R⁹, -N(R¹⁰)C(O)R¹², and -C(O)N(R¹⁰)(R¹¹); wherein R¹⁰ and R¹¹ each represent independently for each occurrence hydrogen or C₁₋₆ alkyl, or R¹⁰ and R¹¹ are taken together with the carbon atom to which they are attached to form a 3-6 membered carbocyclic ring; and R¹² is C₁₋₆ alkyl, C₃₋₆ cycloalkyl, -(C₁₋₆ alkylene)-(C₃₋₆ cycloalkyl), or aryl, each of which is optionally substituted with 1, 2, or 3 substituents independently selected from the group consisting of halogen, hydroxyl, or -CO₂R¹⁰.

[000174] In certain embodiments, X is -O-aralkyl, -O-heteroaralkyl, -O-phenyl, -O-heteroaryl, -O-(partially unsaturated bicyclic carbocyclyl), -O-(C₁₋₆ alkylene)-(C₃₋₆ cycloalkyl), -O-(C₃₋₆ cycloalkyl), -N(R⁴)-aralkyl, -N(R⁴)-phenyl, -N(R⁴)-(partially unsaturated bicyclic carbocyclyl), or -N(R⁴)-(C₁₋₆ alkylene)-(C₃₋₆ cycloalkyl), each of which is optionally substituted with 1, 2, or 3 substituents independently selected from the group consisting of halogen, C₁₋₆ haloalkyl, C₁₋₆ alkyl, C₃₋₆ cycloalkyl, C₁₋₆ alkoxy, C₁₋₆ haloalkoxy, -S-(C₁₋₆ alkyl), hydroxyl, cyano, -C(O)R⁹, and -SO₂R⁹.

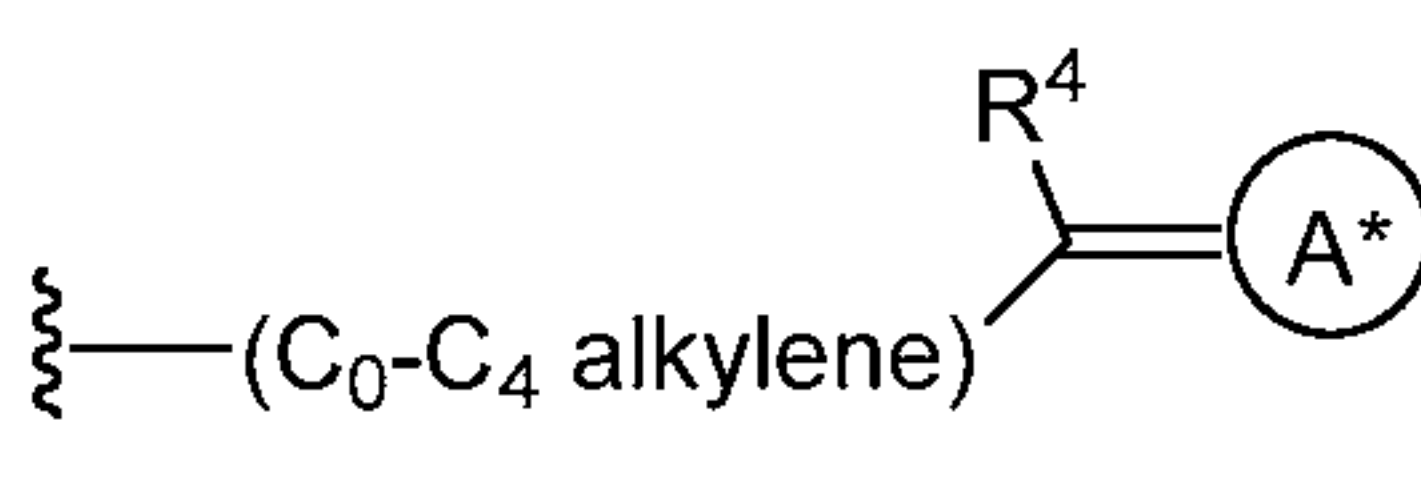
[000175] In certain embodiments, X is -S-aralkyl, -S-heteroaralkyl, -S-phenyl, -S-heteroaryl, -S-(partially unsaturated bicyclic carbocyclyl), -S-(C₁₋₆ alkylene)-(C₃₋₆ cycloalkyl), or -S-(C₃₋₆ cycloalkyl), each of which is optionally substituted with 1, 2, or 3 substituents independently selected from the group consisting of halogen, C₁₋₆ haloalkyl, C₁₋₆ alkyl, C₃₋₆ cycloalkyl, C₁₋₆ alkoxy, C₁₋₆ haloalkoxy, -S-(C₁₋₆ alkyl), hydroxyl, cyano, -C(O)R⁹, and -SO₂R⁹.

[000176] In certain embodiments, X is -(C₂₋₆ alkenylene)-phenyl, -(C₂₋₆ alkenylene)-heteroaryl, -(C₂₋₆ alkenylene)-(partially unsaturated 8-10 membered bicyclic ring containing 0-3

- 79 -

heteroatoms), -(C₁₋₆ alkylene)-phenyl, -(C₁₋₆ alkylene)-heteroaryl, -(C₁₋₆ alkylene)-(partially unsaturated bicyclic heterocyclyl), -(C₁₋₆ alkylene)-(partially unsaturated bicyclic oxo-heterocyclyl), -(C₁₋₆ alkylene)-(C₃₋₆ cycloalkyl), -(5-6 membered heterocycloalkylene)-phenyl, or -(C₃₋₆ cycloalkylene)-phenyl, each of which is optionally substituted with 1, 2, or 3 substituents independently selected from the group consisting of halogen, C₁₋₆ haloalkyl, C₁₋₆ alkyl, C₃₋₆ cycloalkyl, C₁₋₆ alkoxy, C₁₋₆ haloalkoxy, -S-(C₁₋₆ alkyl), hydroxyl, cyano, -C(O)R⁹, and -SO₂R⁹.

[000177] In certain embodiments, X is -(C₂₋₆ alkenylene)-(C₁₋₆ alkyl), -(C₂₋₆ alkenylene)-

(C₃₋₆ cycloalkyl), or , each of which is optionally substituted with 1, 2, or 3 substituents independently selected from the group consisting of halogen, C₁₋₆ haloalkyl, C₁₋₆ alkyl, C₃₋₆ cycloalkyl, C₁₋₆ alkoxy, C₁₋₆ haloalkoxy, -S-(C₁₋₆ alkyl), hydroxyl, cyano, -C(O)R⁹, and -SO₂R⁹, wherein A* is a 5-8 membered, partially saturated carbocyclic or heterocyclic ring.

[000178] In certain embodiments, X is -(C₁₋₆ alkylene)-Z¹ or -(C₂₋₆ alkenylene)-Z¹, wherein Z¹ is -O-aralkyl, -O-heteroaralkyl, -O-phenyl, -O-heteroaryl, -O-(partially unsaturated bicyclic carbocyclyl), -O-(C₁₋₆ alkylene)-(C₃₋₆ cycloalkyl), -O-(C₃₋₆ cycloalkyl), -N(R⁴)-aralkyl, -N(R⁴)-phenyl, -N(R⁴)-(partially unsaturated bicyclic carbocyclyl), -N(R⁴)-(C₁₋₆ alkylene)-(C₃₋₆ cycloalkyl), or -N(R⁴)-(C₃₋₆ cycloalkyl), each of which is optionally substituted with 1, 2, or 3 substituents independently selected from the group consisting of halogen, C₁₋₆ haloalkyl, C₁₋₆ alkyl, C₃₋₆ cycloalkyl, C₁₋₆ alkoxy, C₁₋₆ haloalkoxy, -S-(C₁₋₆ alkyl), hydroxyl, cyano, -C(O)R⁹, and -SO₂R⁹.

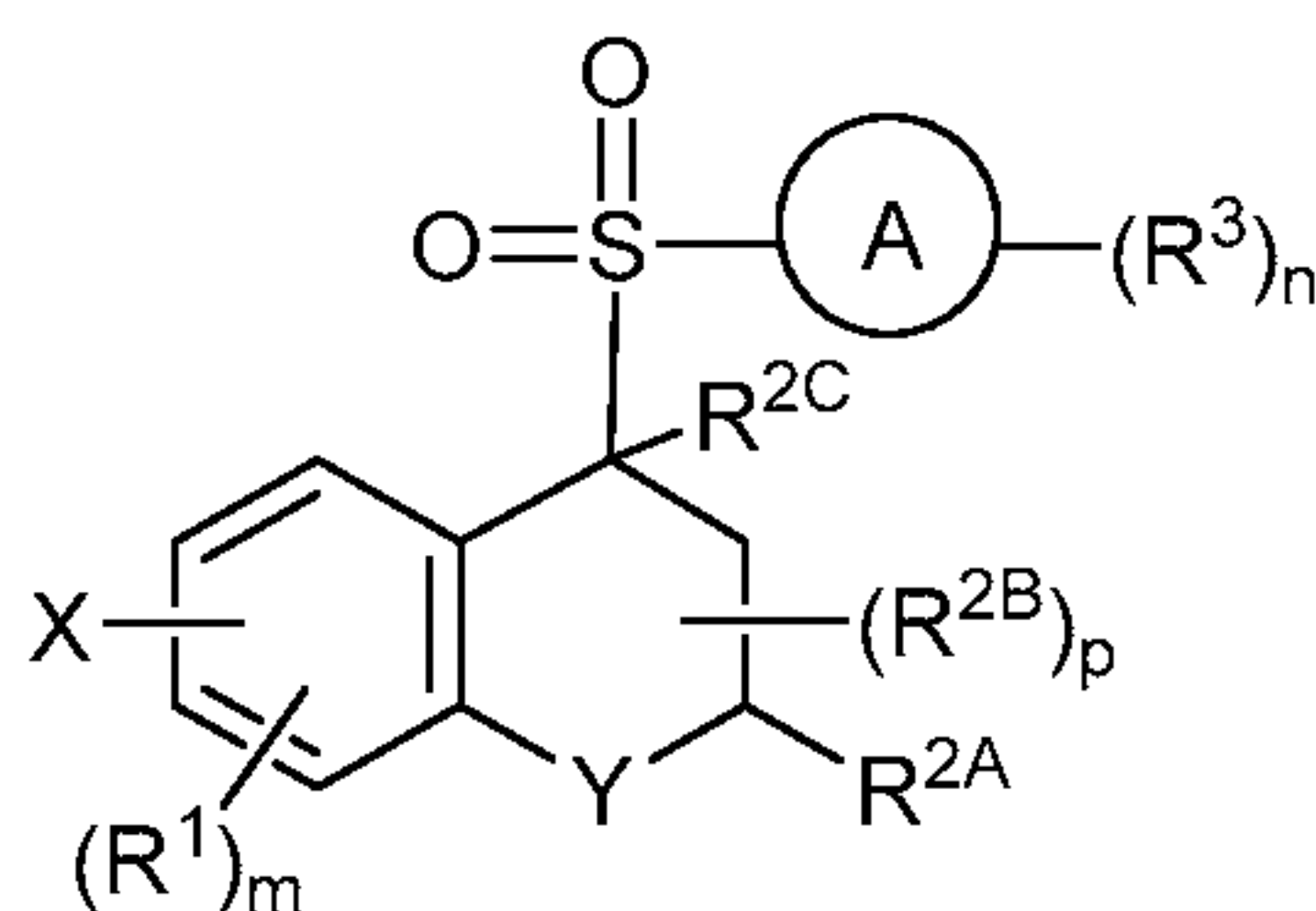
[000179] In certain embodiments, Y is -C(R⁶)(R⁷)-. In certain other embodiments, Y is -O-. In yet other embodiments, Y is -S(O)_p-.

[000180] The definitions of variables in Formula II above encompass multiple chemical groups. The application contemplates embodiments where, for example, i) the definition of a variable is a single chemical group selected from those chemical groups set forth above, ii) the definition of a variable is a collection of two or more of the chemical groups selected from those set forth above, and iii) the compound is defined by a combination of variables in which

- 80 -

the variables are defined by (i) or (ii), e.g., such as where A is phenylene and R³ is selected from the group consisting of C₁₋₆ haloalkyl, halogen, hydroxyl, and C₁₋₆ alkyl.

[000181] Another aspect of the invention provides a compound represented by Formula II-1:



5

(II-1)

or a pharmaceutically acceptable salt thereof; wherein:

A is phenyl, 5-6 membered heteroaryl, or C₃₋₆ heterocycloalkyl;

R¹ represents independently for each occurrence halogen, C₁₋₆ alkyl, C₁₋₆ haloalkyl, or
10 C₃₋₆ cycloalkyl;

R^{2A} is hydrogen, C₁₋₆ alkyl, C₃₋₆ cycloalkyl, -O-(C₁₋₆ alkylene)-CO₂R⁴, -O-(C₁₋₆
alkylene)-C(O)-(C₁₋₆ alkyl), -N(R⁴)-(C₁₋₆ alkylene)-CO₂R⁴, or -N(R⁴)-(C₁₋₆ alkylene)-C(O)-(C₁₋₆
alkyl), wherein the C₁₋₆ alkyl, C₃₋₆ cycloalkyl, and C₁₋₆ alkylene are optionally substituted with
15 of -CO₂R⁴, -N(R⁴)C(O)(C₁₋₆ alkyl), -CN, halogen, hydroxyl, C₁₋₆ alkoxy, C₁₋₆ haloalkoxy, C₁₋₆
haloalkyl, -N(R⁴)(R⁵), -N(R⁴)C(O)N(R⁴)(R⁵), -N(R⁴)CO₂-(C₁₋₆ alkyl), -N(R⁴)S(O)₂-(C₁₋₆ alkyl),
and -N(R⁴)S(O)₂N(R⁴)(R⁵); or R^{2A} is -CO₂R⁴ or -N(R⁴)C(O)(C₁₋₆ alkyl);

R^{2B} is C₁₋₆ alkyl or C₁₋₃ haloalkyl;

R^{2C} is hydrogen or C₁₋₆ alkyl;

20 R³ represents independently for each occurrence hydrogen, C₁₋₆ haloalkyl, halogen,
hydroxyl, C₁₋₆ alkyl, C₁₋₆ alkoxy, C₁₋₆ haloalkoxy, or -O-(C₁₋₆ alkylene)-OH; or two vicinal
occurrences of R³ are taken together with intervening atoms to form a 4-6 membered ring;

R⁴ and R⁵ each represent independently for each occurrence hydrogen, C₁₋₆ alkyl, or C₃₋₆
cycloalkyl; or an occurrence of R⁴ and R⁵ attached to the same nitrogen atom are taken together
25 with the nitrogen atom to which they are attached to form a 3-7 membered heterocyclic ring;

- 81 -

R^6 and R^7 each represent independently for each occurrence hydrogen or C_{1-6} alkyl, or R^6 and R^7 are taken together with the carbon atom to which they are attached to form a 3-6 membered carbocyclic ring; or R^6 and R^{2A} are taken together to form a bond;

X is one of the following:

- 5 (i) -O-aralkyl, -O-heteroaralkyl, -O-phenyl, -O-heteroaryl, -O-(partially unsaturated bicyclic carbocyclyl), -O-(C_{1-6} alkylene)-(C_{3-6} cycloalkyl), -O-(C_{3-6} cycloalkyl), -N(R^4)-aralkyl, -N(R^4)-phenyl, -N(R^4)-(partially unsaturated bicyclic carbocyclyl), or -N(R^4)-(C_{1-6} alkylene)-(C_{3-6} cycloalkyl), each of which is optionally substituted with 1, 2, or 3 substituents independently selected from the group consisting of halogen, C_{1-6} haloalkyl, C_{1-6} alkyl, C_{3-6} cycloalkyl, C_{1-6} alkoxy, C_{1-6} haloalkoxy, and cyano;
- 10
- (ii) -(C_{2-6} alkenylene)-phenyl, -(C_{2-6} alkenylene)-heteroaryl, -(C_{1-6} alkylene)-phenyl, -(C_{1-6} alkylene)-heteroaryl, -(C_{1-6} alkylene)-(partially unsaturated bicyclic heterocyclyl), -(C_{1-6} alkylene)-(partially unsaturated bicyclic oxo-heterocyclyl), or -(5-6 membered heterocycloalkylene)-phenyl, each of which is optionally substituted with 1, 2, or 3 substituents independently selected from the group consisting of halogen, C_{1-6} haloalkyl, C_{1-6} alkyl, C_{3-6} cycloalkyl, C_{1-6} alkoxy, C_{1-6} haloalkoxy, and cyano; or
- 15
- (iii) -(C_{1-6} alkylene)- Z^1 or -(C_{2-6} alkenylene)- Z^1 , wherein Z^1 is -O-aralkyl, -O-heteroaralkyl, -O-phenyl, -O-heteroaryl, -O-(partially unsaturated bicyclic carbocyclyl), -O-(C_{1-6} alkylene)-(C_{3-6} cycloalkyl), -O-(C_{3-6} cycloalkyl), -N(R^4)-aralkyl, -N(R^4)-phenyl, -N(R^4)-(partially unsaturated bicyclic carbocyclyl), -N(R^4)-(C_{1-6} alkylene)-(C_{3-6} cycloalkyl), or -N(R^4)-(C_{3-6} cycloalkyl), each of which is optionally substituted with 1, 2, or 3 substituents independently selected from the group consisting of halogen, C_{1-6} haloalkyl, C_{1-6} alkyl, C_{3-6} cycloalkyl, C_{1-6} alkoxy, C_{1-6} haloalkoxy, hydroxyl, and cyano;
- 20
- 25

Y is -C(R^6)(R^7)-, -O-, -C(O)-, or -S(O)_p-;

m and p each represent independently for each occurrence 0, 1, or 2; and

n is 0, 1, 2, or 3.

30 [000182] In certain embodiments, A is phenylene or 5-6 membered heteroarylene.

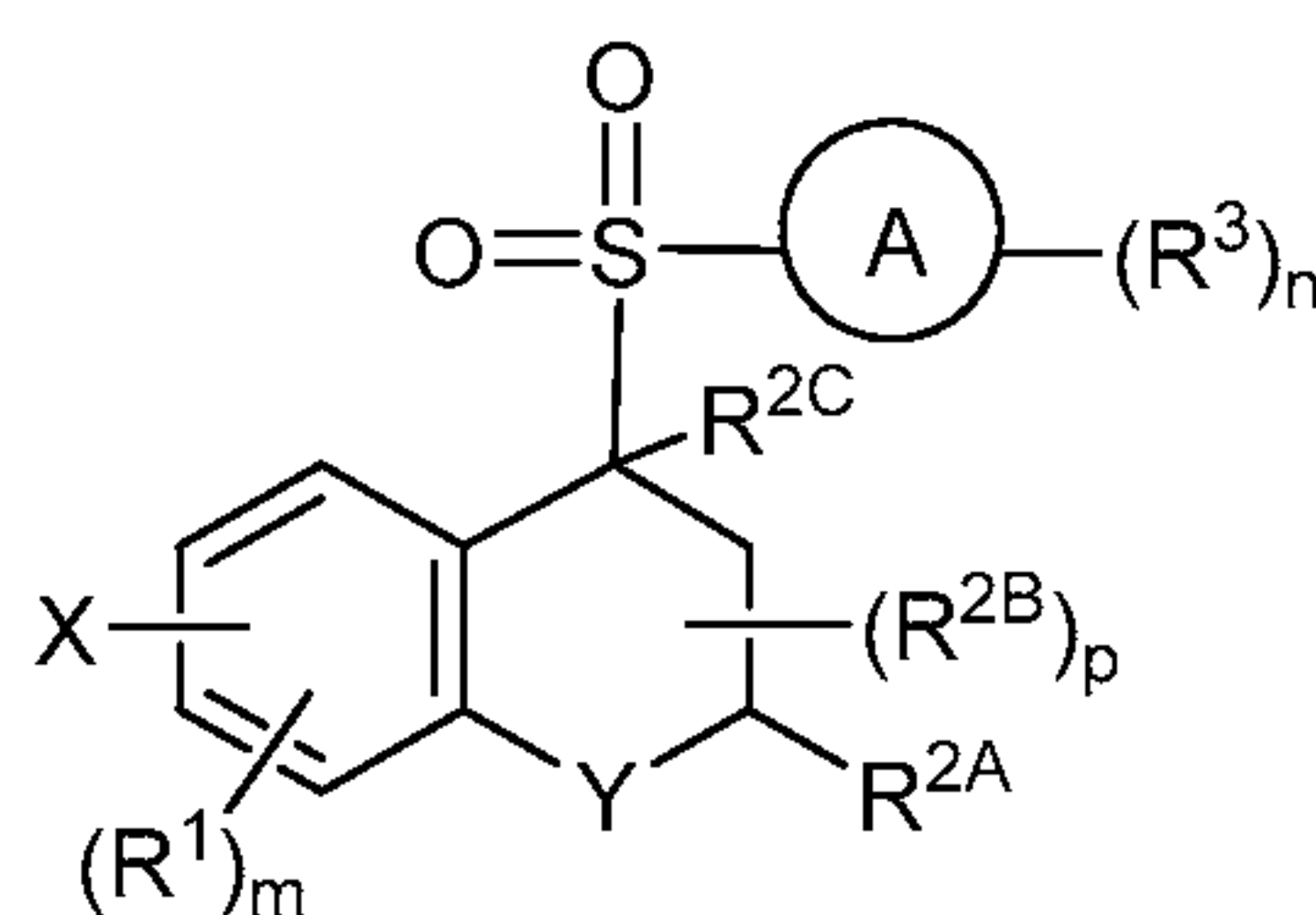
- 82 -

[000183] In certain embodiments, R^1 represents independently for each occurrence halogen or C_{1-6} alkyl.

[000184] In certain embodiments, Y is $-C(R^6)(R^7)-$. In certain other embodiments, Y is $-O-$. In yet other embodiments, Y is $-S(O)_p-$.

5 [000185] The definitions of variables in Formula II-1 above encompass multiple chemical groups. The application contemplates embodiments where, for example, i) the definition of a variable is a single chemical group selected from those chemical groups set forth above, ii) the definition of a variable is a collection of two or more of the chemical groups selected from those set forth above, and iii) the compound is defined by a combination of variables in which
10 the variables are defined by (i) or (ii), *e.g.*, such as where A is phenylene and R^3 is selected from the group consisting of C_{1-6} haloalkyl, halogen, hydroxyl, and C_{1-6} alkyl.

[000186] Another aspect of the invention provides a compound represented by Formula II-A:



15

(II-A)

or a pharmaceutically acceptable salt thereof; wherein:

A is phenylene or a 5-6 membered heteroarylene;

R^1 represents independently for each occurrence halogen, C_{1-6} alkyl, or C_{3-6} cycloalkyl;

20 R^{2A} is hydrogen, C_{1-6} alkyl or C_{3-6} cycloalkyl, wherein the C_{1-6} alkyl or C_{3-6} cycloalkyl are optionally substituted with 1 or 2 substituents independently selected from the group consisting of $-CO_2R^4$, $-N(R^4)C(O)(C_{1-6} \text{ alkyl})$, $-CN$, halogen, hydroxyl, C_{1-6} alkoxy, C_{1-6} haloalkoxy, C_{1-6} haloalkyl, and $-N(R^4)(R^5)$; or R^{2A} is $-CO_2R^4$ or $-N(R^4)C(O)(C_{1-6} \text{ alkyl})$;

R^{2B} is C_{1-6} alkyl or C_{1-3} haloalkyl;

R^{2C} is hydrogen or C_{1-6} alkyl;

- 83 -

R³ represents independently for each occurrence hydrogen, C₁₋₆ haloalkyl, halogen, hydroxyl, C₁₋₆ alkyl, C₁₋₆ alkoxy, C₁₋₆ haloalkoxy, or -O-(C₁₋₆ alkylene)-OH; or two vicinal occurrences of R³ are taken together with intervening atoms to form a 4-6 membered ring;

R⁴ and R⁵ each represent independently for each occurrence hydrogen, C₁₋₆ alkyl, or C₃₋₆ cycloalkyl; or an occurrence of R⁴ and R⁵ attached to the same nitrogen atom are taken together with the nitrogen atom to which they are attached to form a 3-7 membered heterocyclic ring;

R⁶ and R⁷ each represent independently for each occurrence hydrogen or C₁₋₆ alkyl, or R⁶ and R⁷ are taken together with the carbon atom to which they are attached to form a 3-6 membered carbocyclic ring; or R⁶ and R^{2A} are taken together to form a bond;

10 X is one of the following:

- (i) -O-aralkyl, -O-heteroaralkyl, -O-phenyl, -O-heteroaryl, -O-(partially unsaturated bicyclic carbocyclyl), -O-(C₁₋₆ alkylene)-(C₃₋₆ cycloalkyl), -N(R⁴)-aralkyl, -N(R⁴)-phenyl, -N(R⁴)-(partially unsaturated bicyclic carbocyclyl), or -N(R⁴)-(C₁₋₆ alkylene)-(C₃₋₆ cycloalkyl), each of which is optionally substituted with 1, 2, or 3 substituents independently selected from the group consisting of halogen, C₁₋₆ haloalkyl, C₁₋₆ alkyl, C₃₋₆ cycloalkyl, C₁₋₆ alkoxy, and C₁₋₆ haloalkoxy;
- (ii) -(C₂₋₆ alkenylene)-phenyl, -(C₂₋₆ alkenylene)-heteroaryl, -(C₁₋₆ alkylene)-phenyl, -(C₁₋₆ alkylene)-heteroaryl, -(C₁₋₆ alkylene)-(partially unsaturated bicyclic heterocyclyl), -(C₁₋₆ alkylene)-(partially unsaturated bicyclic oxo-heterocyclyl), or -(5-6 membered heterocycloalkylene)-phenyl, each of which is optionally substituted with 1, 2, or 3 substituents independently selected from the group consisting of halogen, C₁₋₆ haloalkyl, C₁₋₆ alkyl, C₃₋₆ cycloalkyl, C₁₋₆ alkoxy, and C₁₋₆ haloalkoxy; or
- (iii) -(C₁₋₆ alkylene)-Z¹ or -(C₂₋₆ alkenylene)-Z¹, wherein Z¹ is -O-aralkyl, -O-heteroaralkyl, -O-phenyl, -O-heteroaryl, -O-(partially unsaturated bicyclic carbocyclyl), -O-(C₁₋₆ alkylene)-(C₃₋₆ cycloalkyl), -O-(C₃₋₆ cycloalkyl), -N(R⁴)-aralkyl, -N(R⁴)-phenyl, -N(R⁴)-(partially unsaturated bicyclic carbocyclyl), or -N(R⁴)-(C₁₋₆ alkylene)-(C₃₋₆ cycloalkyl), each of which is optionally substituted with 1, 2, or 3 substituents independently selected from the group

- 84 -

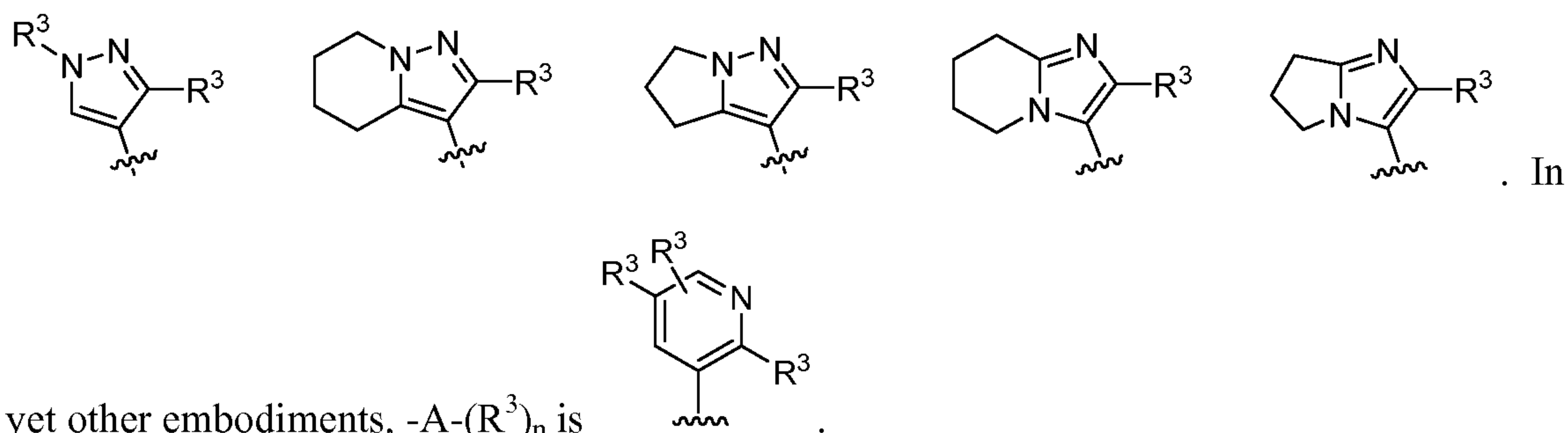
consisting of halogen, C₁₋₆ haloalkyl, C₁₋₆ alkyl, C₃₋₆ cycloalkyl, C₁₋₆ alkoxy, and C₁₋₆ haloalkoxy;

Y is -C(R⁶)(R⁷)-, -O-, or -C(O)-;

m and p are independently 0, 1, or 2; and

5 n is 1, 2, or 3.

[000187] In certain embodiments, A is phenylene. In certain other embodiments, A is a 5-6 membered heteroarylene. In yet other embodiments, -A-(R³)_n is one of the following:



10 [000188] In certain embodiments, R¹ represents independently for each occurrence halogen, methyl, or cyclopropyl.

[000189] In certain embodiments, R^{2A} is C₁₋₆ alkyl optionally substituted with 1 or 2 substituents independently selected from the group consisting of -CO₂R⁴, -N(R⁴)C(O)(C₁₋₆ alkyl), -CN, halogen, hydroxyl, C₁₋₆ alkoxy, C₁₋₆ haloalkoxy, and -N(R⁴)(R⁵). In certain other
15 embodiments, R^{2A} is C₁₋₆ alkyl substituted with 1 or 2 substituents independently selected from the group consisting of -CO₂R⁴, -N(R⁴)C(O)(C₁₋₆ alkyl), -CN, hydroxyl, and C₁₋₆ alkoxy. In certain other embodiments, R^{2A} is -CO₂R⁴.

[000190] In certain embodiments, R^{2B} is C₁₋₆ alkyl. In certain other embodiments, R^{2B} is methyl. In certain embodiments, R^{2C} is hydrogen.

20 [000191] In certain embodiments, n is 1. In certain other embodiments, n is 1 or 2.

[000192] In certain embodiments, R³ represents independently for each occurrence C₁₋₆ haloalkyl, halogen, C₁₋₆ alkyl, C₁₋₆ alkoxy, or -O-(C₁₋₆ alkylene)-OH. In certain other embodiments, R³ is trifluoromethyl, fluoro, chloro, or methoxy. In certain other embodiments, R³ is trifluoromethyl.

- 85 -

[000193] In certain embodiments, R^4 and R^5 each represent independently for each occurrence hydrogen or C_{1-6} alkyl.

[000194] In certain embodiments, X is -O-aralkyl, -O-heteroaralkyl, -O-phenyl, -O-heteroaryl, -O-(partially unsaturated bicyclic carbocyclyl), -O-(C_{1-6} alkylene)-(C_{3-6} cycloalkyl), -N(R^4)-aralkyl, -N(R^4)-phenyl, -N(R^4)-(partially unsaturated bicyclic carbocyclyl), or -N(R^4)-(C_{1-6} alkylene)-(C_{3-6} cycloalkyl), each of which is optionally substituted with 1, 2, or 3 substituents independently selected from the group consisting of halogen, C_{1-6} haloalkyl, C_{1-6} alkyl, C_{3-6} cycloalkyl, C_{1-6} alkoxy, and C_{1-6} haloalkoxy. In certain other embodiments, X is -O-aralkyl, -O-phenyl, -O-(partially unsaturated bicyclic carbocyclyl), -O-(C_{1-6} alkylene)-(C_{3-6} cycloalkyl), -N(R^4)-aralkyl, -N(R^4)-phenyl, -N(R^4)-(partially unsaturated bicyclic carbocyclyl), or -N(R^4)-(C_{1-6} alkylene)-(C_{3-6} cycloalkyl), each of which is optionally substituted with 1, 2, or 3 substituents independently selected from the group consisting of halogen, C_{1-6} haloalkyl, C_{1-6} alkyl, C_{3-6} cycloalkyl, C_{1-6} alkoxy, and C_{1-6} haloalkoxy. In certain other embodiments, X is -O-aralkyl or -N(R^4)-aralkyl, each of which is optionally substituted with 1, 2, or 3 substituents independently selected from the group consisting of halogen, C_{1-6} haloalkyl, C_{1-6} alkyl, C_{3-6} cycloalkyl, C_{1-6} alkoxy, and C_{1-6} haloalkoxy. In certain other embodiments, X is -O-(C_{1-6} alkylene)-phenyl or -N(R^4)-(C_{1-6} alkylene)-phenyl, each of which is substituted with 1, 2, or 3 substituents independently selected from the group consisting of halogen, C_{1-6} haloalkyl, C_{1-6} alkyl, C_{3-6} cycloalkyl, C_{1-6} alkoxy, and C_{1-6} haloalkoxy, where at least one substituent is present at the ortho position on the phenyl group in variable X. In certain other embodiments, X is -O-benzyl or -N(R^4)-benzyl, each of which is substituted with 1 or 2 substituents independently selected from the group consisting of chloro, bromo, and fluoro.

[000195] In certain embodiments, X is -(C_{2-6} alkenylene)-phenyl, -(C_{2-6} alkenylene)-heteroaryl, -(C_{1-6} alkylene)-phenyl, -(C_{1-6} alkylene)-heteroaryl, -(C_{1-6} alkylene)-(partially unsaturated bicyclic heterocyclyl), -(C_{1-6} alkylene)-(partially unsaturated bicyclic oxo-heterocyclyl), or -(5-6 membered heterocycloalkylene)-phenyl, each of which is optionally substituted with 1, 2, or 3 substituents independently selected from the group consisting of halogen, C_{1-6} haloalkyl, C_{1-6} alkyl, C_{3-6} cycloalkyl, C_{1-6} alkoxy, and C_{1-6} haloalkoxy. In certain other embodiments, X is -(C_{2-6} alkenylene)-phenyl, -(C_{1-6} alkylene)-phenyl, -(C_{1-6} alkylene)-heteroaryl, -(C_{1-6} alkylene)-(partially unsaturated bicyclic heterocyclyl), -(C_{1-6} alkylene)-(partially unsaturated bicyclic oxo-heterocyclyl), or -(5-6 membered heterocycloalkylene)-phenyl, each of which is optionally substituted with 1, 2, or 3 substituents independently

- 86 -

selected from the group consisting of halogen, C₁₋₆ haloalkyl, C₁₋₆ alkyl, C₃₋₆ cycloalkyl, C₁₋₆ alkoxy, and C₁₋₆ haloalkoxy. In certain other embodiments, X is -(C₂₋₆ alkenylene)-phenyl, -(C₁₋₆ alkylene)-phenyl, or -(C₁₋₆ alkylene)-heteroaryl), each of which is optionally substituted with 1, 2, or 3 substituents independently selected from the group consisting of
 5 halogen, C₁₋₆ haloalkyl, C₁₋₆ alkyl, C₃₋₆ cycloalkyl, C₁₋₆ alkoxy, and C₁₋₆ haloalkoxy.

[000196] In certain embodiments, X is -(C₁₋₆ alkylene)-Z¹ or -(C₂₋₆ alkenylene)-Z¹, wherein Z¹ is -O-aralkyl, -O-heteroaralkyl, -O-phenyl, -O-heteroaryl, -O-(partially unsaturated bicyclic carbocyclyl), -O-(C₁₋₆ alkylene)-(C₃₋₆ cycloalkyl), -O-(C₃₋₆ cycloalkyl), -N(R⁴)-aralkyl, -N(R⁴)-phenyl, -N(R⁴)-(partially unsaturated bicyclic carbocyclyl), or -N(R⁴)-(C₁₋₆ alkylene)-(C₃₋₆ cycloalkyl), each of which is optionally substituted with 1, 2, or 3 substituents independently selected from the group consisting of halogen, C₁₋₆ haloalkyl, C₁₋₆ alkyl, C₃₋₆ cycloalkyl, C₁₋₆ alkoxy, and C₁₋₆ haloalkoxy. In certain other embodiments, X is -(C₁₋₆ alkylene)-Z¹, wherein Z¹ is -O-aralkyl, -O-phenyl, -O-(partially unsaturated bicyclic carbocyclyl), -O-(C₁₋₆alkylene)-(C₃₋₆ cycloalkyl), -O-(C₃₋₆ cycloalkyl), -N(R⁴)-aralkyl, -N(R⁴)-phenyl, -N(R⁴)-(partially unsaturated bicyclic carbocyclyl), or -N(R⁴)-(C₁₋₆ alkylene)-(C₃₋₆ cycloalkyl), each of which is optionally substituted with 1, 2, or 3 substituents independently selected from the group consisting of halogen, C₁₋₆ haloalkyl, C₁₋₆ alkyl, C₃₋₆ cycloalkyl, C₁₋₆ alkoxy, and C₁₋₆ haloalkoxy.
 10
 15

[000197] In certain embodiments, Y is -C(R⁶)(R⁷)-.

20 **[000198]** In certain embodiments, R⁶ and R⁷ are independently hydrogen or methyl.

[000199] In certain embodiments, Y is -C(R⁶)(R⁷)-, R⁶ and R⁷ are independently hydrogen or methyl, and X is attached at the 7-position of the 1,2,3,4-tetrahydronaphthalenyl ring.

[000200] In certain other embodiments, Y is -O-. In certain embodiments, Y is -O-, and X is attached at the 4-position of the chromanyl ring.

25 **[000201]** In certain embodiments, m is 0. In certain other embodiments, m is 1.

[000202] In certain embodiments, p is 0. In certain other embodiments, p is 1.

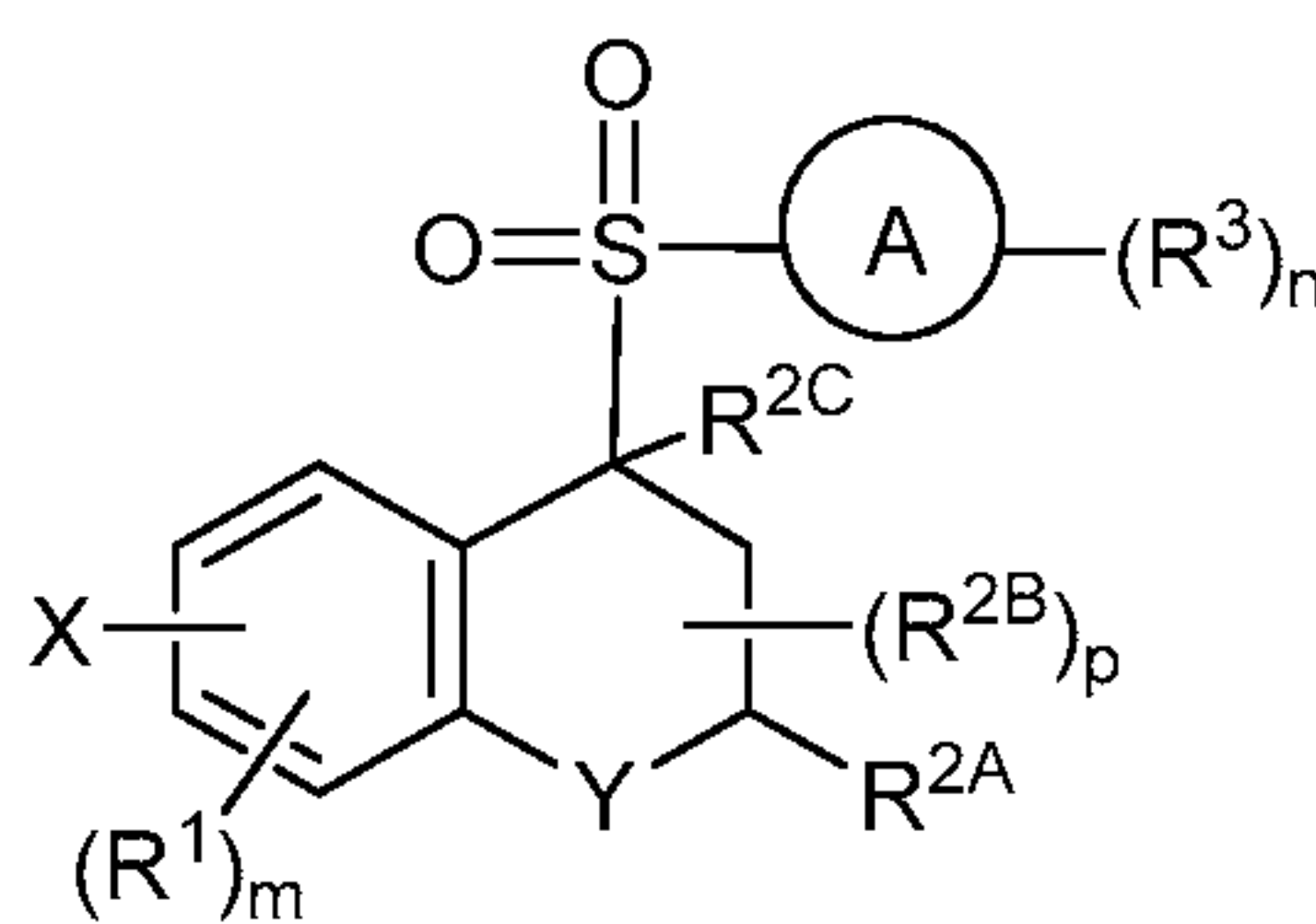
[000203] The definitions of variables in Formula II-A above encompass multiple chemical groups. The application contemplates embodiments where, for example, i) the definition of a variable is a single chemical group selected from those chemical groups set forth above, ii) the
 30 definition of a variable is a collection of two or more of the chemical groups selected from

- 87 -

those set forth above, and iii) the compound is defined by a combination of variables in which the variables are defined by (i) or (ii), *e.g.*, such as where A is phenylene and R³ is selected from the group consisting of C₁₋₆ haloalkyl, halogen, hydroxyl, and C₁₋₆ alkyl.

[000204] Another aspect of the invention provides a compound represented by Formula

5 II-B:



(II-B)

or a pharmaceutically acceptable salt thereof; wherein:

A is phenylene;

10 R¹ represents independently for each occurrence halogen, methyl, ethyl, or cyclopropyl;

R^{2A} is C₁₋₆ alkyl substituted with 1 or 2 substituents independently selected from the group consisting of -CO₂R⁴, -N(R⁴)C(O)(C₁₋₆ alkyl), -CN, halogen, hydroxyl, C₁₋₆ alkoxy, C₁₋₆ haloalkoxy, C₁₋₆ haloalkyl, and -N(R⁴)(R⁵);

R^{2B} is methyl or ethyl;

15 R^{2C} is hydrogen.

R³ represents independently for each occurrence C₁₋₃ haloalkyl, halogen, and C₁₋₃ alkyl;

R⁴ and R⁵ each represent independently for each occurrence hydrogen or methyl;

R⁶ and R⁷ each represent independently for each occurrence hydrogen, methyl, or ethyl;

X is attached at the *meta* or *para* position on the phenyl group relative to variable Y,

20 and X is one of the following:

- (i) -O-(C₁₋₆ alkylene)-phenyl, -O-(partially unsaturated bicyclic carbocyclyl), or -O-(C₁₋₆ alkylene)-(C₃₋₆ cycloalkyl), each of which is optionally substituted with 1, 2, or 3 substituents independently selected from the group consisting of halogen, C₁₋₆ haloalkyl, C₁₋₆ alkyl, and C₁₋₆ alkoxy;

- 88 -

- (ii) $-(C_{2-6} \text{ alkenylene})\text{-phenyl}$ or $-(C_{1-6} \text{ alkylene})\text{-phenyl}$, each of which is optionally substituted with 1, 2, or 3 substituents independently selected from the group consisting of halogen, C_{1-6} haloalkyl, C_{1-6} alkyl, C_{3-6} cycloalkyl, C_{1-6} alkoxy, and C_{1-6} haloalkoxy; or
- 5 (iii) $-(C_{1-6} \text{ alkylene})\text{-Z}^1$, wherein Z^1 is $-\text{O}\text{-aralkyl}$, $-\text{O}\text{-phenyl}$, $-\text{O}\text{-(partially unsaturated bicyclic carbocyclyl)}$, $-\text{O}\text{-(}C_{1-6} \text{ alkylene)-}(C_{3-6} \text{ cycloalkyl)}$, $-\text{O}\text{-(}C_{3-6} \text{ cycloalkyl)}$, $-\text{N}(\text{R}^4)\text{-aralkyl}$, $-\text{N}(\text{R}^4)\text{-phenyl}$, $-\text{N}(\text{R}^4)\text{-(partially unsaturated bicyclic carbocyclyl)}$, or $-\text{N}(\text{R}^4)\text{-(}C_{1-6} \text{ alkylene)-}(C_{3-6} \text{ cycloalkyl)}$, each of which is optionally substituted with 1, 2, or 3 substituents independently selected from
- 10 the group consisting of halogen, C_{1-6} haloalkyl, C_{1-6} alkyl, and C_{1-6} alkoxy;

Y is $-\text{C}(\text{R}^6)(\text{R}^7)\text{-}$ or $-\text{O}\text{-}$;

m and p are independently 0 or 1; and

n is 1 or 2.

[000205] In certain embodiments, X is $-\text{O}\text{-(}C_{1-6} \text{ alkylene})\text{-phenyl}$ optionally substituted with 1 or 2 substituents independently selected from the group consisting of halogen, C_{1-6} haloalkyl, and C_{1-6} alkyl.

15

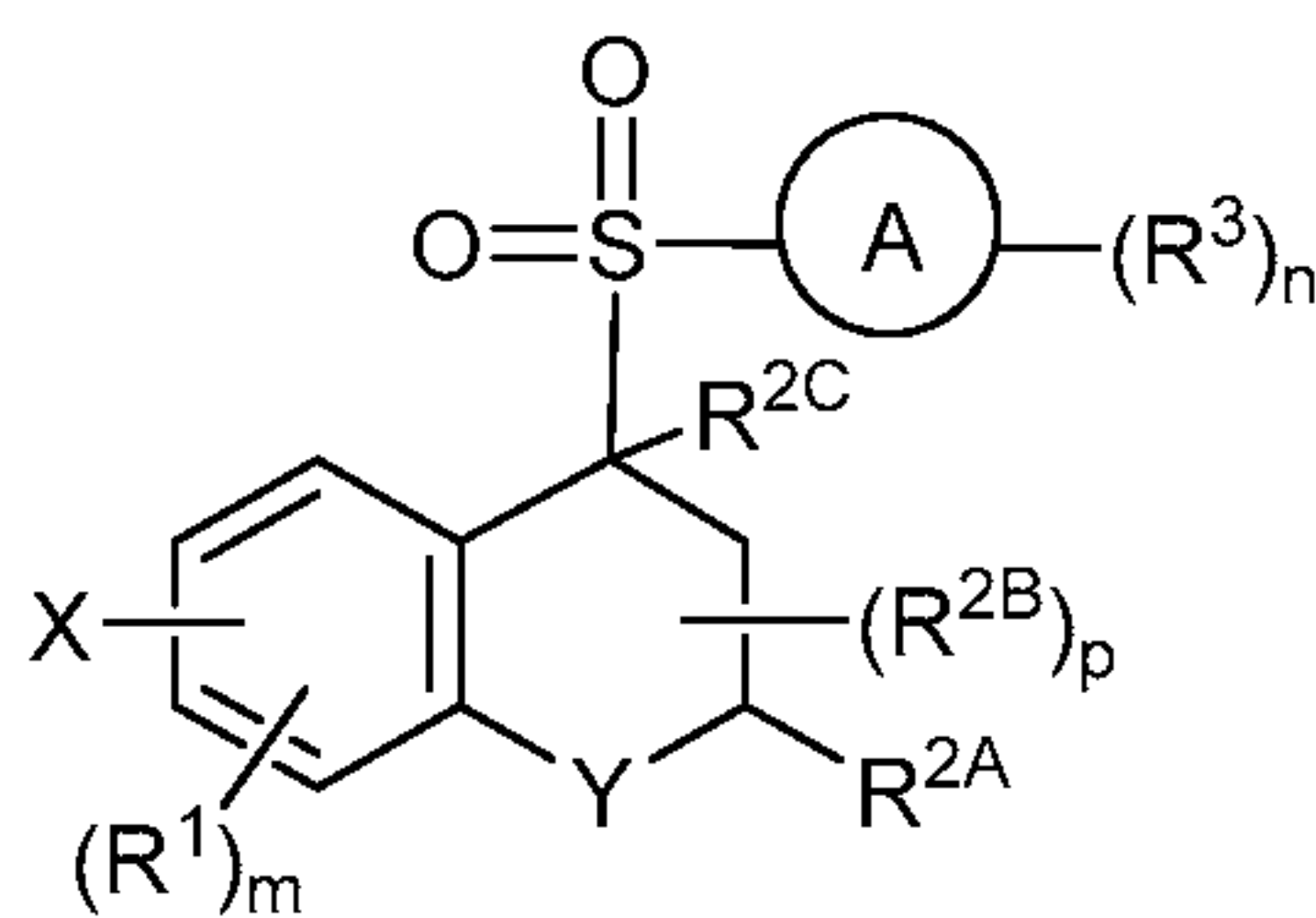
[000206] In certain embodiments, Y is $-\text{C}(\text{R}^6)(\text{R}^7)\text{-}$.

[000207] The definitions of variables in Formula II-B above encompass multiple chemical groups. The application contemplates embodiments where, for example, i) the definition of a variable is a single chemical group selected from those chemical groups set forth above, ii) the definition of a variable is a collection of two or more of the chemical groups selected from those set forth above, and iii) the compound is defined by a combination of variables in which the variables are defined by (i) or (ii).

20

- 89 -

[000208] Another aspect of the invention provides a compound represented by Formulae V or VI:



(V)

5 or a pharmaceutically acceptable salt thereof; wherein:

A is phenylene, 5-6 membered heteroarylene, or C₃₋₆ heterocycloalkylene;

R¹ represents independently for each occurrence halogen, C₁₋₆ alkyl, C₁₋₆ haloalkyl, or C₃₋₆ cycloalkyl;

10 R^{2A} is -(C₁₋₂ alkylene)-(2-8 membered heteroalkylene)-CO₂R⁴, -(C₁₋₆ alkylene)-C(O)N(R⁴)(C₁₋₆ hydroxyalkylene)-CO₂R⁴, or -(C₁₋₆ alkylene)-N(R⁴)C(O)N(R⁴)-(C₁₋₆ alkylene)-CO₂R⁴; wherein the C₁₋₆ alkylene is optionally substituted with 1 or 2 substituents independently selected from the group consisting of -CO₂R⁴, -C(O)N(R⁴)(R⁵), -CN, halogen, hydroxyl, C₁₋₆ alkoxy, C₁₋₆ haloalkoxy, C₁₋₆ haloalkyl, and -N(R⁴)(R⁵);

R^{2B} is C₁₋₆ alkyl, C₁₋₃ haloalkyl, or fluoro;

15 R^{2C} is hydrogen or C₁₋₆ alkyl;

R³ represents independently for each occurrence hydrogen, C₁₋₆ haloalkyl, halogen, hydroxyl, C₁₋₆ alkyl, C₃₋₆ cycloalkyl, C₁₋₆ alkoxy, C₁₋₆ haloalkoxy, -N(R⁴)(R⁸), -O-(C₁₋₆ hydroxyalkyl), or -O-(C₁₋₆ alkylene)-CO₂R⁴; or two vicinal occurrences of R³ are taken together with intervening atoms to form a 4-6 membered ring;

20 R⁴ and R⁵ each represent independently for each occurrence hydrogen, C₁₋₆ alkyl, or C₃₋₆ cycloalkyl; or an occurrence of R⁴ and R⁵ attached to the same nitrogen atom are taken together with the nitrogen atom to which they are attached to form a 3-8 membered heterocyclic ring;

R⁶ and R⁷ each represent independently for each occurrence hydrogen, fluoro, or C₁₋₆ alkyl, or R⁶ and R⁷ are taken together with the carbon atom to which they are attached to form a

- 90 -

3-6 membered carbocyclic ring; or R⁶ and a vicinal occurrence of R^{2B} are taken together to form a bond;

R⁸ represents independently for each occurrence C₁₋₆ alkyl, C₃₋₆ cycloalkyl, -(C₁₋₆ alkylene)-(C₃₋₆ cycloalkyl), or aryl, each of which is optionally substituted with 1, 2, or 3
5 substituents independently selected from the group consisting of halogen, hydroxyl, or -CO₂R⁴; or R⁸ is -CO₂R⁴;

R⁹ represents independently for each occurrence C₁₋₆ alkyl, C₃₋₆ cycloalkyl, -(C₁₋₆ alkylene)-(C₃₋₆ cycloalkyl), C₁₋₆ haloalkyl, or C₁₋₆ hydroxyalkyl;

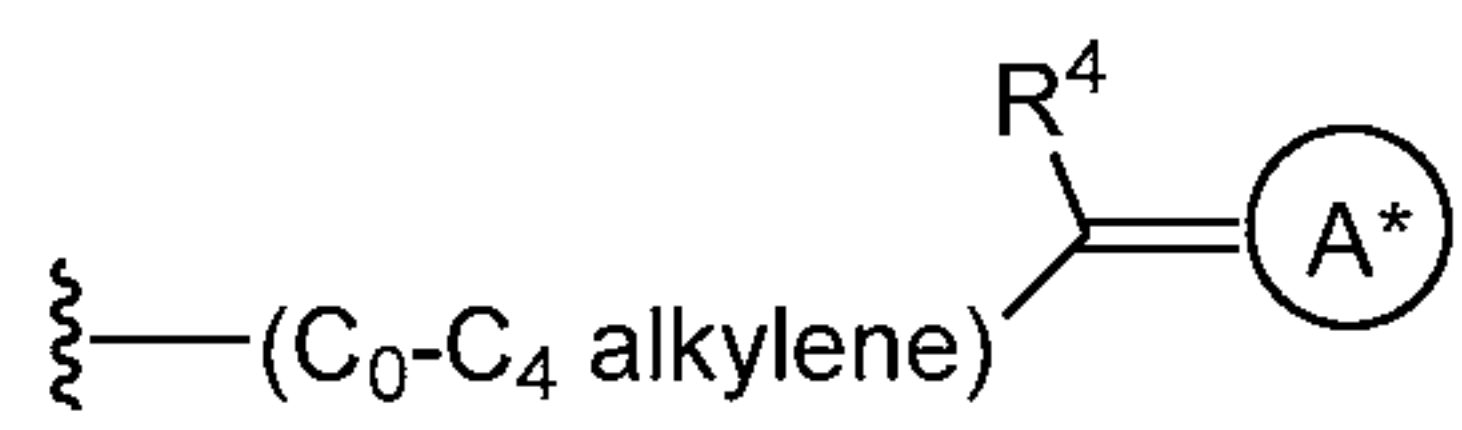
X is one of the following:

- 10 (i) -O-aralkyl, -O-heteroaralkyl, -O-phenyl, -O-heteroaryl, -O-(partially unsaturated bicyclic carbocyclyl), -O-(C₁₋₆ alkylene)-(C₃₋₆ cycloalkyl), -O-(C₃₋₆ cycloalkyl), -N(R⁴)-aralkyl, -N(R⁴)-phenyl, -N(R⁴)-(partially unsaturated bicyclic carbocyclyl), or -N(R⁴)-(C₁₋₆ alkylene)-(C₃₋₆ cycloalkyl), each of which is optionally substituted with 1, 2, or 3 substituents independently selected from
15 the group consisting of halogen, C₁₋₆ haloalkyl, C₁₋₆ alkyl, C₃₋₆ cycloalkyl, C₁₋₆ alkoxy, C₁₋₆ haloalkoxy, -S-(C₁₋₆ alkyl), hydroxyl, cyano, -C(O)R⁹, and -SO₂R⁹;
- (ii) -S-aralkyl, -S-heteroaralkyl, -S-phenyl, -S-heteroaryl, -S-(partially unsaturated bicyclic carbocyclyl), -S-(C₁₋₆ alkylene)-(C₃₋₆ cycloalkyl), or -S-(C₃₋₆ cycloalkyl), each of which is optionally substituted with 1, 2, or 3 substituents
20 independently selected from the group consisting of halogen, C₁₋₆ haloalkyl, C₁₋₆ alkyl, C₃₋₆ cycloalkyl, C₁₋₆ alkoxy, C₁₋₆ haloalkoxy, -S-(C₁₋₆ alkyl), hydroxyl, cyano, -C(O)R⁹, and -SO₂R⁹;
- (iii) -(C₂₋₆ alkenylene)-phenyl, -(C₂₋₆ alkenylene)-heteroaryl, -(C₂₋₆ alkenylene)-(partially unsaturated 8-10 membered bicyclic ring containing 0-3
25 heteroatoms), -(C₁₋₆ alkylene)-phenyl, -(C₁₋₆ alkylene)-heteroaryl, -(C₁₋₆ alkylene)-(partially unsaturated bicyclic heterocyclyl), -(C₁₋₆ alkylene)-(partially unsaturated bicyclic oxo-heterocyclyl), -(C₁₋₆ alkylene)-(C₃₋₆ cycloalkyl), -(5-6 membered heterocycloalkylene)-phenyl, or -(C₃₋₆ cycloalkylene)-phenyl, each of which is optionally substituted with 1, 2, or 3 substituents independently
30 selected from the group consisting of halogen, C₁₋₆ haloalkyl, C₁₋₆ alkyl, C₃₋₆

- 91 -

cycloalkyl, C₁₋₆ alkoxy, C₁₋₆ haloalkoxy, -S-(C₁₋₆ alkyl), hydroxyl, cyano, -C(O)R⁹, and -SO₂R⁹;

(iv) -(C₂₋₆ alkenylene)-(C₁₋₆ alkyl), -(C₂₋₆ alkenylene)-(C₃₋₆ cycloalkyl), or



5 each of which is optionally substituted with 1, 2, or 3 substituents independently selected from the group consisting of halogen, C₁₋₆ haloalkyl, C₁₋₆ alkyl, C₃₋₆ cycloalkyl, C₁₋₆ alkoxy, C₁₋₆ haloalkoxy, -S-(C₁₋₆ alkyl), hydroxyl, cyano, -C(O)R⁹, and -SO₂R⁹, wherein A* is a 5-8 membered, partially saturated carbocyclic or heterocyclic ring; or

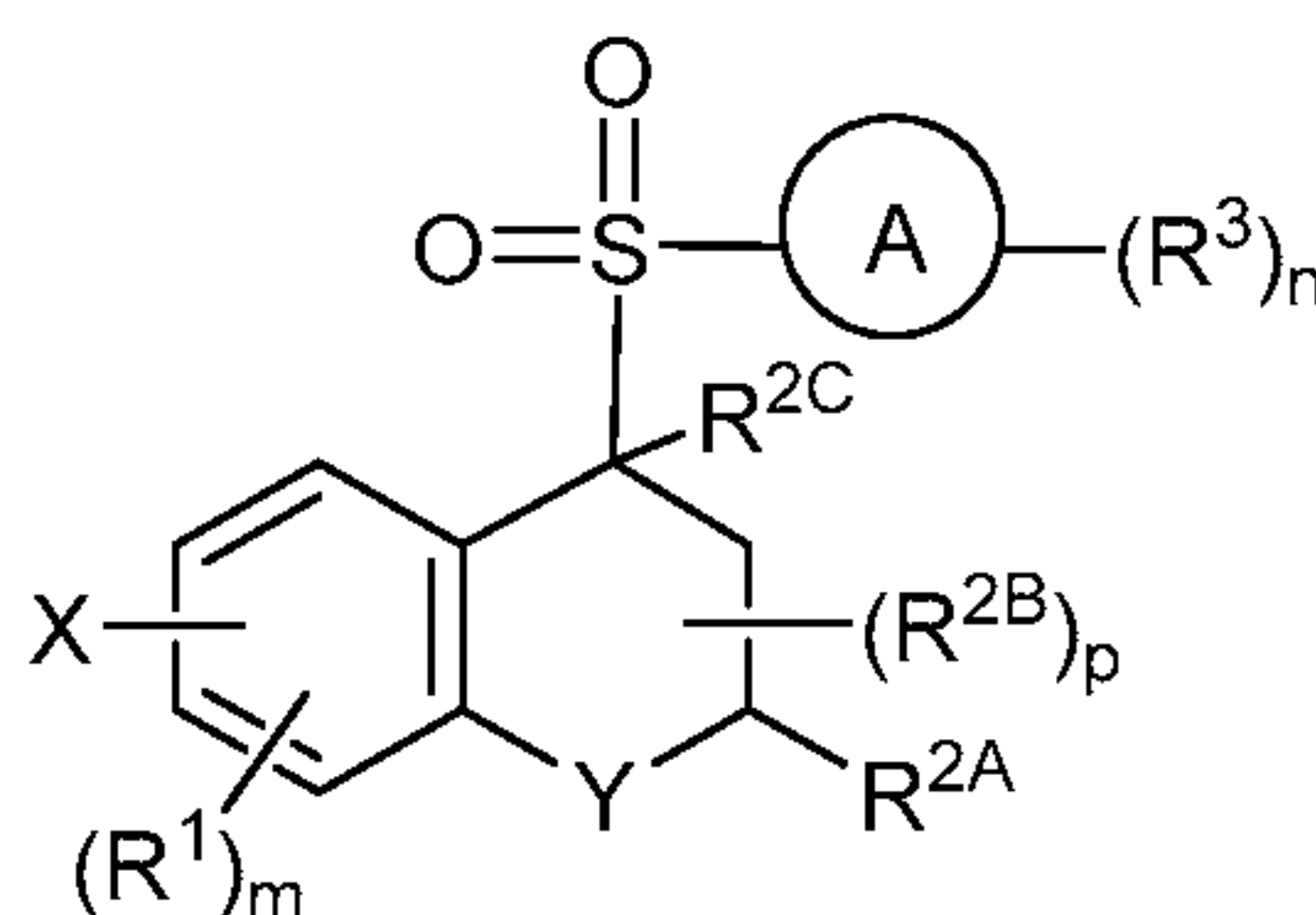
10 (v) -(C₁₋₆ alkenylene)-Z¹ or -(C₂₋₆ alkenylene)-Z¹, wherein Z¹ is -O-aralkyl, -O-heteroaralkyl, -O-phenyl, -O-heteroaryl, -O-(partially unsaturated bicyclic carbocyclyl), -O-(C₁₋₆ alkenylene)-(C₃₋₆ cycloalkyl), -O-(C₃₋₆ cycloalkyl), -N(R⁴)-aralkyl, -N(R⁴)-phenyl, -N(R⁴)-(partially unsaturated bicyclic carbocyclyl), -N(R⁴)-(C₁₋₆ alkenylene)-(C₃₋₆ cycloalkyl), or -N(R⁴)-(C₃₋₆ cycloalkyl), each of which is optionally substituted with 1, 2, or 3 substituents
15 independently selected from the group consisting of halogen, C₁₋₆ haloalkyl, C₁₋₆ alkyl, C₃₋₆ cycloalkyl, C₁₋₆ alkoxy, C₁₋₆ haloalkoxy, -S-(C₁₋₆ alkyl), hydroxyl, cyano, -C(O)R⁹, and -SO₂R⁹;

Y is -C(R⁶)(R⁷)-, -O-, -C(O)-, or -S(O)_p-;

m and p each represent independently for each occurrence 0, 1, or 2; and

20 n is 1, 2, or 3; and

Formula VI is represented by:



(VI)

or a pharmaceutically acceptable salt thereof; wherein:

- 92 -

A is phenylene, 5-6 membered heteroarylene, or C₃₋₆ heterocycloalkylene;

R¹ represents independently for each occurrence halogen, C₁₋₆ alkyl, C₁₋₆ haloalkyl, or C₃₋₆ cycloalkyl;

R^{2A} is one of the following:

- 5 (i) hydrogen, C₁₋₆ alkyl, C₁₋₃ haloalkyl, C₃₋₆ cycloalkyl, -(C₁₋₆ alkylene)-(C₃₋₆ cycloalkyl), -O-(C₁₋₆ alkylene)-CO₂R⁴, -O-(C₁₋₆ alkylene)-C(O)-(C₁₋₆ alkyl), -N(R⁴)-(C₁₋₆ alkylene)-CO₂R⁴, or -N(R⁴)-(C₁₋₆ alkylene)-C(O)-(C₁₋₆ alkyl), wherein the C₁₋₆ alkyl, C₃₋₆ cycloalkyl, and C₁₋₆ alkylene are optionally substituted with 1 or 2 substituents independently selected from the group
- 10 consisting of -CO₂R⁴, -C(O)N(R⁴)(R⁵), -C(O)-N(R⁴)-(C₁₋₄ alkylene)-CO₂R⁴, -N(R⁴)C(O)R⁸, -CN, halogen, hydroxyl, C₁₋₆ alkoxy, C₁₋₆ haloalkoxy, C₁₋₆ haloalkyl, -N(R⁴)(R⁵), -N(R⁴)C(O)N(R⁴)(R⁵), -N(R⁴)CO₂R⁹, -N(R⁴)S(O)₂R⁹, and -N(R⁴)S(O)₂N(R⁴)(R⁵); or
- 15 (ii) -CO₂R⁴, -N(R⁴)C(O)R⁹, -N(R⁴)CO₂R⁹, -N(R⁴)C(O)N(R⁴)(R⁵), -N(R⁴)C(O)N(R⁴) (heteroaryl), -N(R⁴)S(O)₂R⁹, -N(R⁴)(R⁵), -OH, or -(C₁₋₂ alkylene)-(2-8 membered heteroalkylene)-CO₂R⁴;

R^{2B} is C₁₋₆ alkyl, C₁₋₃ haloalkyl, or fluoro;

R^{2C} is hydrogen or C₁₋₆ alkyl;

R³ represents independently for each occurrence hydrogen, C₁₋₆ haloalkyl, halogen, hydroxyl, C₁₋₆ alkyl, C₃₋₆ cycloalkyl, C₁₋₆ alkoxy, C₁₋₆ haloalkoxy, -N(R⁴)(R⁸), -O-(C₁₋₆ hydroxyalkyl), or -O-(C₁₋₆ alkylene)-CO₂R⁴; or two vicinal occurrences of R³ are taken together with intervening atoms to form a 4-6 membered ring;

20

R⁴ and R⁵ each represent independently for each occurrence hydrogen, C₁₋₆ alkyl, or C₃₋₆ cycloalkyl; or an occurrence of R⁴ and R⁵ attached to the same nitrogen atom are taken together with the nitrogen atom to which they are attached to form a 3-8 membered heterocyclic ring;

25

R⁶ and R⁷ each represent independently for each occurrence hydrogen, fluoro, or C₁₋₆ alkyl, or R⁶ and R⁷ are taken together with the carbon atom to which they are attached to form a 3-6 membered carbocyclic ring; or R⁶ and a vicinal occurrence of R^{2B} are taken together to form a bond;

- 93 -

R^8 represents independently for each occurrence C_{1-6} alkyl, C_{3-6} cycloalkyl, $-(C_{1-6}$ alkylene)-(C_{3-6} cycloalkyl), or aryl, each of which is optionally substituted with 1, 2, or 3 substituents independently selected from the group consisting of halogen, hydroxyl, or $-CO_2R^4$; or R^8 is $-CO_2R^4$;

5 R^9 represents independently for each occurrence C_{1-6} alkyl, C_{3-6} cycloalkyl, $-(C_{1-6}$ alkylene)-(C_{3-6} cycloalkyl), C_{1-6} haloalkyl, or C_{1-6} hydroxyalkyl;

X is C_{4-7} cycloalkenyl, C_{3-7} cycloalkyl, or an 8-10 membered, bicyclic partially saturated carbocyclyl, each of which is optionally substituted with 1, 2, or 3 substituents independently selected from the group consisting of halogen, C_{1-6} haloalkyl, C_{1-6} alkyl, C_{3-6} cycloalkyl, C_{1-6} alkoxy, C_{1-6} haloalkoxy, $-S-(C_{1-6}$ alkyl), hydroxyl, cyano, $-C(O)R^9$, and $-SO_2R^9$;

10 Y is $-C(R^6)(R^7)-$, $-O-$, $-C(O)-$, or $-S(O)_p-$;

m and p each represent independently for each occurrence 0, 1, or 2; and

n is 1, 2, or 3.

[000209] In certain embodiments, the compound is a compound of Formula V or a pharmaceutically acceptable salt thereof. In certain embodiments, the compound is a compound of Formula VI or a pharmaceutically acceptable salt thereof.

[000210] In certain embodiments, A is phenylene or 5-6 membered heteroarylene.

[000211] In certain embodiments, R^1 represents independently for each occurrence halogen or C_{1-6} alkyl.

20 [000212] In certain embodiments, R^3 represents independently for each occurrence hydrogen, C_{1-6} haloalkyl, halogen, hydroxyl, C_{1-6} alkyl, C_{3-4} cycloalkyl, C_{1-6} alkoxy, or C_{1-6} haloalkoxy.

[000213] In certain embodiments, R^4 and R^5 each represent independently for each occurrence hydrogen, C_{1-6} alkyl, or C_{3-6} cycloalkyl; or an occurrence of R^4 and R^5 attached to the same nitrogen atom are taken together with the nitrogen atom to which they are attached to form a 3-8 membered heterocyclic ring, wherein the heterocyclic ring is substituted with 1, 2, or 3 substituents independently selected from the group consisting of halogen, C_{1-6} haloalkyl, C_{1-6} alkyl, C_{3-6} cycloalkyl, C_{1-6} alkoxy, C_{1-6} haloalkoxy, hydroxyl, cyano, oxo, $-CO_2R^{10}$, $-C(O)R^9$, $-SO_2R^9$, $-N(R^{10})C(O)R^{12}$, and $-C(O)N(R^{10})(R^{11})$; wherein R^{10} and R^{11} each represent

- 94 -

independently for each occurrence hydrogen or C₁₋₆ alkyl, or R¹⁰ and R¹¹ are taken together with the carbon atom to which they are attached to form a 3-6 membered carbocyclic ring; and R¹² is C₁₋₆ alkyl, C₃₋₆ cycloalkyl, -(C₁₋₆ alkylene)-(C₃₋₆ cycloalkyl), or aryl, each of which is optionally substituted with 1, 2, or 3 substituents independently selected from the group
 5 consisting of halogen, hydroxyl, or -CO₂R¹⁰. In certain other embodiments, R⁴ and R⁵ are taken together with the nitrogen atom to which they are attached to form a 3-8 membered heterocyclic ring substituted with 1, 2, or 3 substituents independently selected from the group consisting of C₁₋₆ haloalkyl, C₁₋₆ alkyl, and -CO₂R¹⁰, where R¹⁰ is hydrogen or C₁₋₆ alkyl.

[000214] In certain embodiments, Y is -C(R⁶)(R⁷)-. In certain other embodiments, Y
 10 is -O-. In yet other embodiments, Y is -S(O)_p-.

[000215] In connection with Formula V, in certain embodiments, X is -O-aralkyl, -O-heteroaralkyl, -O-phenyl, -O-heteroaryl, -O-(partially unsaturated bicyclic carbocyclyl), -O-(C₁₋₆ alkylene)-(C₃₋₆ cycloalkyl), -O-(C₃₋₆ cycloalkyl), -N(R⁴)-aralkyl, -N(R⁴)-phenyl, -N(R⁴)-(partially unsaturated bicyclic carbocyclyl), or -N(R⁴)-(C₁₋₆ alkylene)-(C₃₋₆ cycloalkyl), each of
 15 which is optionally substituted with 1, 2, or 3 substituents independently selected from the group consisting of halogen, C₁₋₆ haloalkyl, C₁₋₆ alkyl, C₃₋₆ cycloalkyl, C₁₋₆ alkoxy, C₁₋₆ haloalkoxy, -S-(C₁₋₆ alkyl), hydroxyl, cyano, -C(O)R⁹, and -SO₂R⁹. In certain embodiments, X is -S-aralkyl, -S-heteroaralkyl, -S-phenyl, -S-heteroaryl, -S-(partially unsaturated bicyclic carbocyclyl), -S-(C₁₋₆ alkylene)-(C₃₋₆ cycloalkyl), or -S-(C₃₋₆ cycloalkyl), each of which is
 20 optionally substituted with 1, 2, or 3 substituents independently selected from the group consisting of halogen, C₁₋₆ haloalkyl, C₁₋₆ alkyl, C₃₋₆ cycloalkyl, C₁₋₆ alkoxy, C₁₋₆ haloalkoxy, -S-(C₁₋₆ alkyl), hydroxyl, cyano, -C(O)R⁹, and -SO₂R⁹. In certain embodiments, X is -(C₂₋₆ alkenylene)-phenyl, -(C₂₋₆ alkenylene)-heteroaryl, -(C₂₋₆ alkenylene)-(partially unsaturated 8-10 membered bicyclic ring containing 0-3 heteroatoms), -(C₁₋₆ alkylene)-
 25 phenyl, -(C₁₋₆ alkylene)-heteroaryl, -(C₁₋₆ alkylene)-(partially unsaturated bicyclic heterocyclyl), -(C₁₋₆ alkylene)-(partially unsaturated bicyclic oxo-heterocyclyl), -(C₁₋₆ alkylene)-(C₃₋₆ cycloalkyl), -(5-6 membered heterocycloalkylene)-phenyl, or -(C₃₋₆ cycloalkylene)-phenyl, each of which is optionally substituted with 1, 2, or 3 substituents independently selected from the group consisting of halogen, C₁₋₆ haloalkyl, C₁₋₆ alkyl, C₃₋₆ cycloalkyl, C₁₋₆ alkoxy, C₁₋₆ haloalkoxy, -S-(C₁₋₆ alkyl), hydroxyl, cyano, -C(O)R⁹, and -SO₂R⁹. In certain embodiments, X
 30 is -(C₂₋₆ alkenylene)-(C₁₋₆ alkyl), -(C₂₋₆ alkenylene)-(C₃₋₆ cycloalkyl), or

- 95 -



, each of which is optionally substituted with 1, 2, or 3 substituents independently selected from the group consisting of halogen, C₁₋₆ haloalkyl, C₁₋₆ alkyl, C₃₋₆ cycloalkyl, C₁₋₆ alkoxy, C₁₋₆ haloalkoxy, -S-(C₁₋₆ alkyl), hydroxyl, cyano, -C(O)R⁹, and -SO₂R⁹, wherein A* is a 5-8 membered, partially saturated carbocyclic or heterocyclic ring. In certain
 5 embodiments, X is -(C₁₋₆ alkylene)-Z¹ or -(C₂₋₆ alkenylene)-Z¹, wherein Z¹ is -O-aralkyl, -O-heteroaralkyl, -O-phenyl, -O-heteroaryl, -O-(partially unsaturated bicyclic carbocyclyl), -O-(C₁₋₆ alkylene)-(C₃₋₆ cycloalkyl), -O-(C₃₋₆ cycloalkyl), -N(R⁴)-aralkyl, -N(R⁴)-phenyl, -N(R⁴)-(partially unsaturated bicyclic carbocyclyl), -N(R⁴)-(C₁₋₆ alkylene)-(C₃₋₆ cycloalkyl), or -N(R⁴)-(C₃₋₆ cycloalkyl), each of which is optionally substituted with 1, 2, or 3 substituents
 10 independently selected from the group consisting of halogen, C₁₋₆ haloalkyl, C₁₋₆ alkyl, C₃₋₆ cycloalkyl, C₁₋₆ alkoxy, C₁₋₆ haloalkoxy, -S-(C₁₋₆ alkyl), hydroxyl, cyano, -C(O)R⁹, and -SO₂R⁹. In certain embodiments, X is attached at the *meta* or *para* position on the phenyl group relative to variable Y. In certain embodiments, X is attached on the phenyl at the position located *para* to group Y.

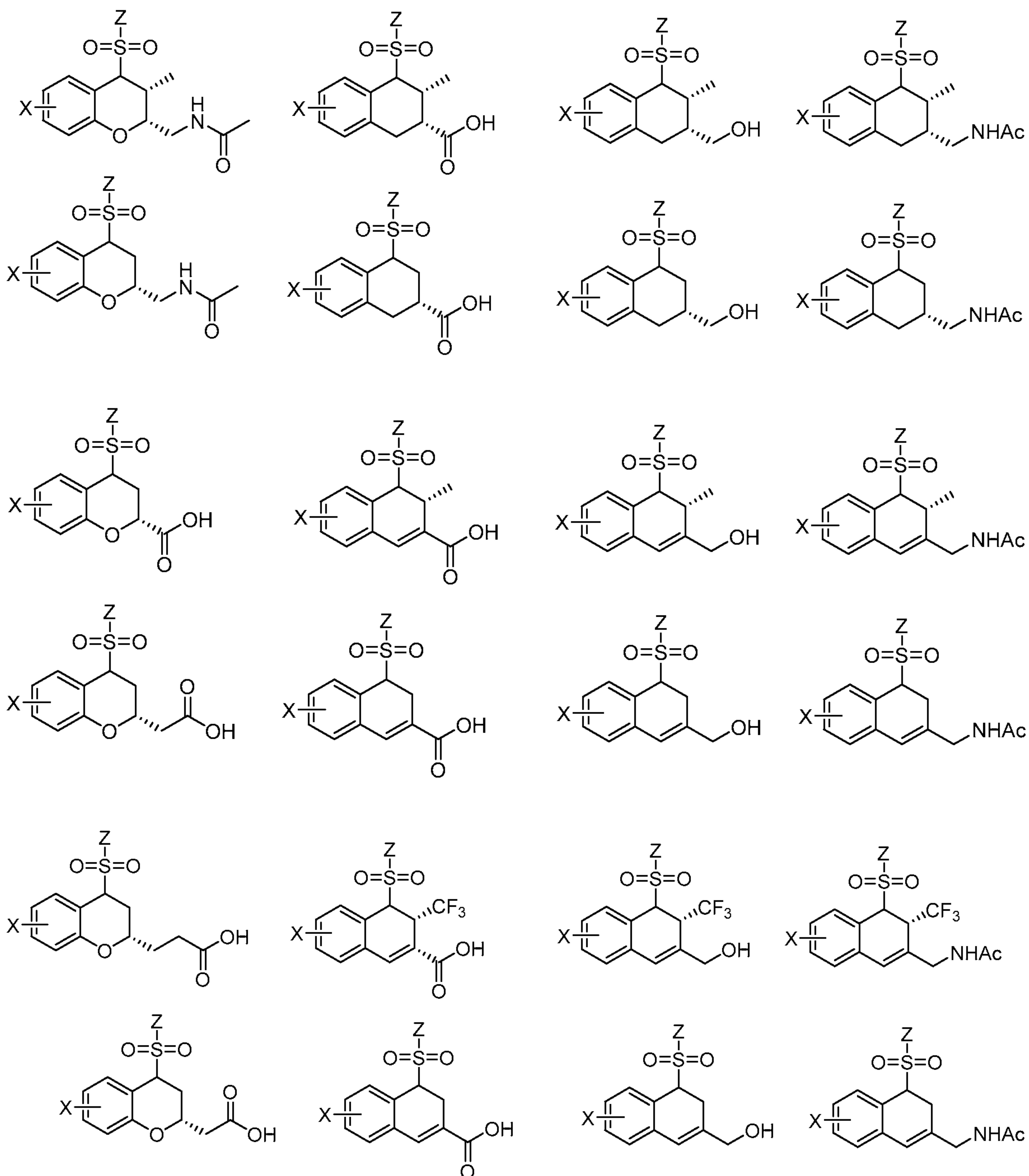
15 **[000216]** In connection with Formula VI, in certain embodiments, R^{2A} is C₁₋₆ alkyl substituted with 1 or 2 substituents independently selected from the group consisting of -CO₂R⁴, -C(O)N(R⁴)(R⁵), -C(O)-N(R⁴)-(C₁₋₄ alkylene)-CO₂R⁴, -N(R⁴)C(O)R⁸, -CN, halogen, hydroxyl, C₁₋₆ alkoxy, C₁₋₆ haloalkoxy, C₁₋₆ haloalkyl, -N(R⁴)(R⁵), -N(R⁴)C(O)N(R⁴)(R⁵), -N(R⁴)CO₂R⁹, -N(R⁴)S(O)₂R⁹, and -N(R⁴)S(O)₂N(R⁴)(R⁵). In certain other embodiments, R^{2A} is
 20 C₁₋₆ alkyl substituted by -C(O)N(R⁴)(R⁵), where R⁴ and R⁵ are taken together with the nitrogen atom to which they are attached to form a 3-8 membered heterocyclic ring substituted with 1, 2, or 3 substituents independently selected from the group consisting of C₁₋₆ haloalkyl, C₁₋₆ alkyl, and -CO₂R¹⁰, where R¹⁰ is hydrogen or C₁₋₆ alkyl.

[000217] The definitions of variables in Formula V and VI above encompass multiple
 25 chemical groups. The application contemplates embodiments where, for example, i) the definition of a variable is a single chemical group selected from those chemical groups set forth above, ii) the definition of a variable is a collection of two or more of the chemical groups selected from those set forth above, and iii) the compound is defined by a combination of variables in which the variables are defined by (i) or (ii).

30

- 96 -

[000218] In certain other embodiments, the compound is a compound defined by one of the following formulae where variables X and Z are as defined in Table 2, or a pharmaceutically acceptable salt thereof.



- 97 -

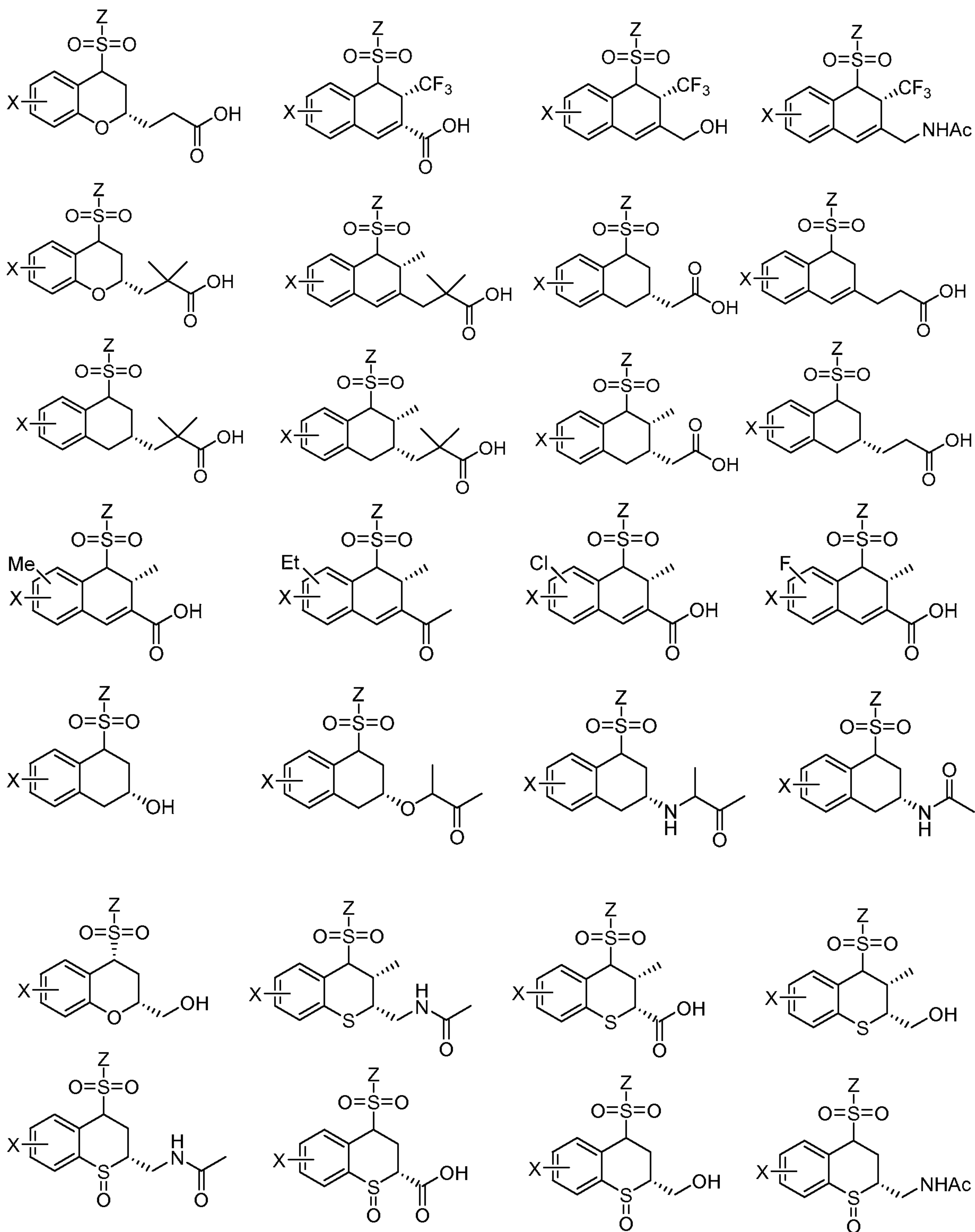


TABLE 2.

No.	X	Z	No.	X	Z
II-1			II-9		
II-2			II-10		
II-3			II-11		
II-4			II-12		
II-5			II-13		
II-6			II-14		
II-7			II-15		
II-8			II-16		

No.	X	Z
II-17		
II-18		
II-19		
II-20		
II-21		
II-22		
II-23		
II-24		
II-33		

No.	X	Z
II-25		
II-26		
II-27		
II-28		
II-29		
II-30		
II-31		
II-32		
II-42		

- 100 -

No.	X	Z
II-34		
II-35		
II-36		
II-37		
II-38		
II-39		
II-40		
II-41		
II-51		

No.	X	Z
II-43		
II-44		
II-45		
II-46		
II-47		
II-48		
II-49		
II-50		
II-59		

- 101 -

No.	X	Z
II-52		
II-53		
II-54		
II-55		
II-56		
II-57		
II-58		
II-67		
II-68		

No.	X	Z
II-60		
II-61		
II-62		
II-63		
II-64		
II-65		
II-66		
II-76		
II-77		

No.	X	Z	No.	X	Z
II-69			II-78		
II-70			II-79		
II-71			II-80		
II-72			II-81		
II-73			II-82		
II-74			II-83		
II-75			II-84		
II-85			II-86		

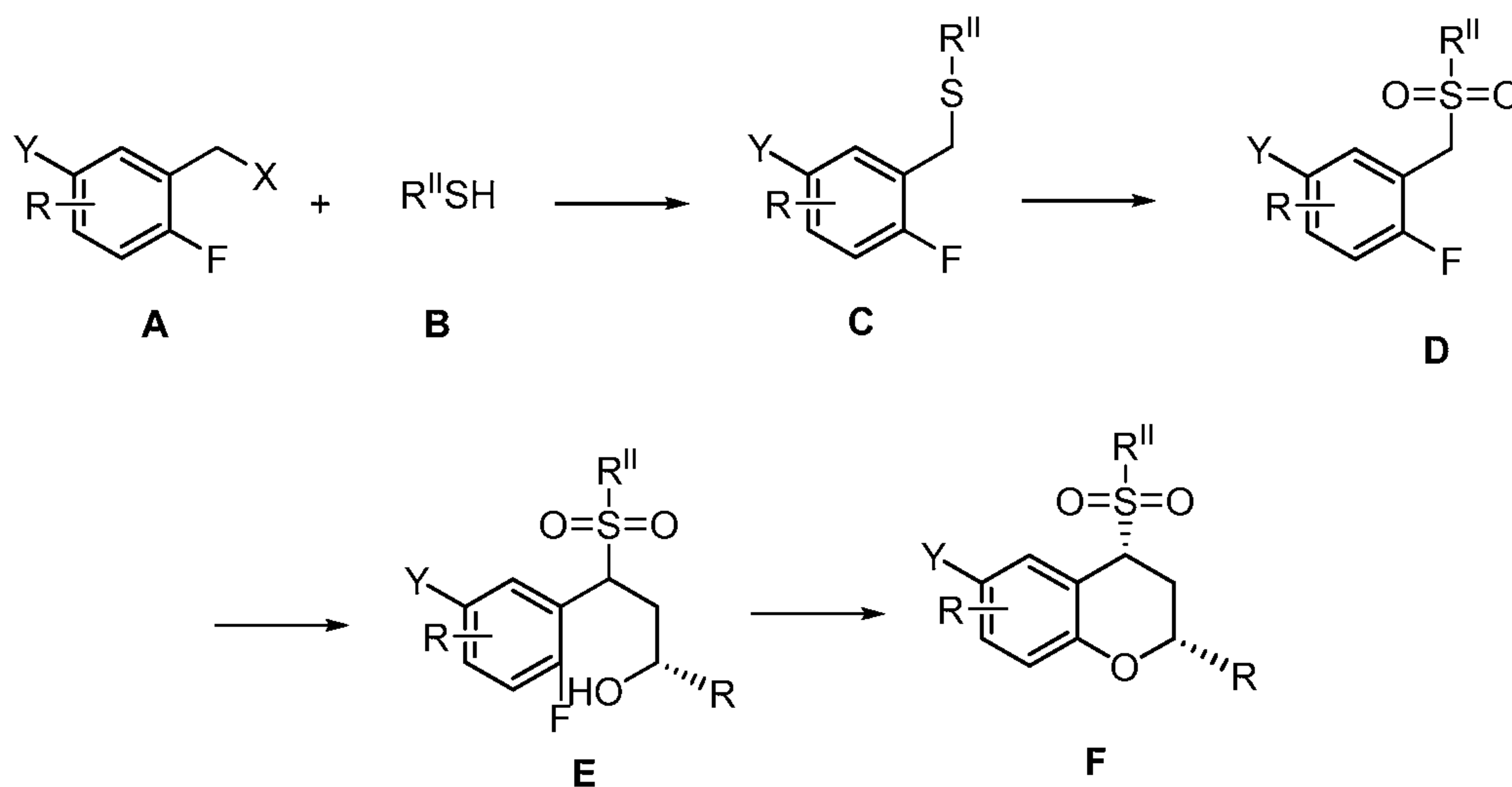
[000219] Methods for preparing compounds described herein are illustrated in the following synthetic Schemes. The Schemes are given for the purpose of illustrating the invention, and are not intended to limit the scope or spirit of the invention. Starting materials

- 103 -

shown in the Schemes can be obtained from commercial sources or be prepared based on procedures described in the literature.

[000220] Scheme 20 is a general method of preparing substituted (2*S*,4*R*)-2-substituted-4-(aryl or heteroaryl sulfonyl)chroman **F**. Treatment of benzylic halide **A** with mercaptan **B** affords thioether **C**. Oxidation of thioether **C** with *meta*-chloroperbenzoic acid or another oxidant affords sulfone **D**. Treatment of sulfone **D** with *n*-butyl lithium, *tert*-butoxide or another suitable base forms an anion which can be alkylated with an epoxide to afford alcohol **E**. Treatment of alcohol **E** with sodium hydride or another suitable base affords the chroman **F**.

SCHEME 20.



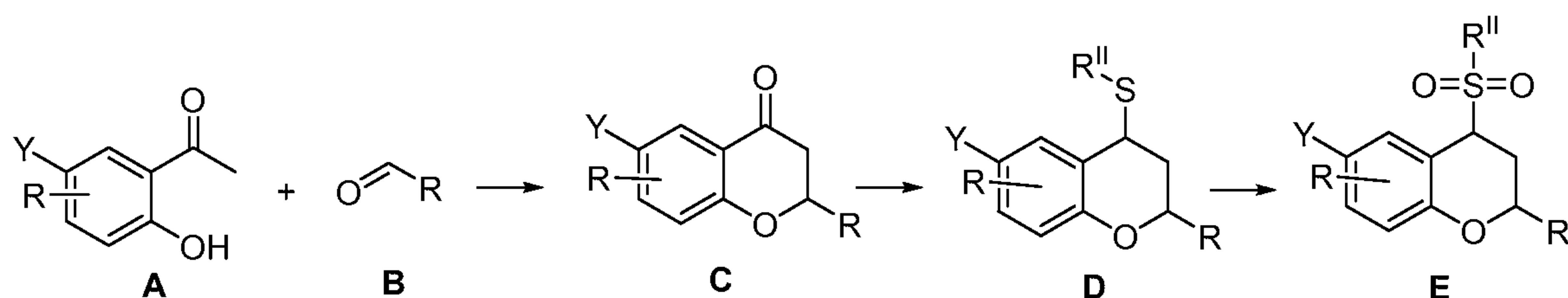
10

[000221] Scheme 21 illustrates another general method of forming substituted (benzyl or heteroarylalkyl sulfonyl)benzene **E**. Condensation of 2-hydroxyacetophenone **A** with aldehyde **B** catalyzed by pyrrolidine affords chromanone **C**. Addition of a thiol to chromanone **C** under acidic conditions (e.g., BF₃-etherate or trifluoroacetic acid) in the presence of a reductant (e.g., triethylsilane or pyridine borane) affords sulfide **D**. Oxidation of sulfide **D** with metachloroperbenzoic acid, oxone, or other suitable oxidant affords substituted (benzyl or heteroarylalkyl sulfonyl)benzene **E**.

15

- 104 -

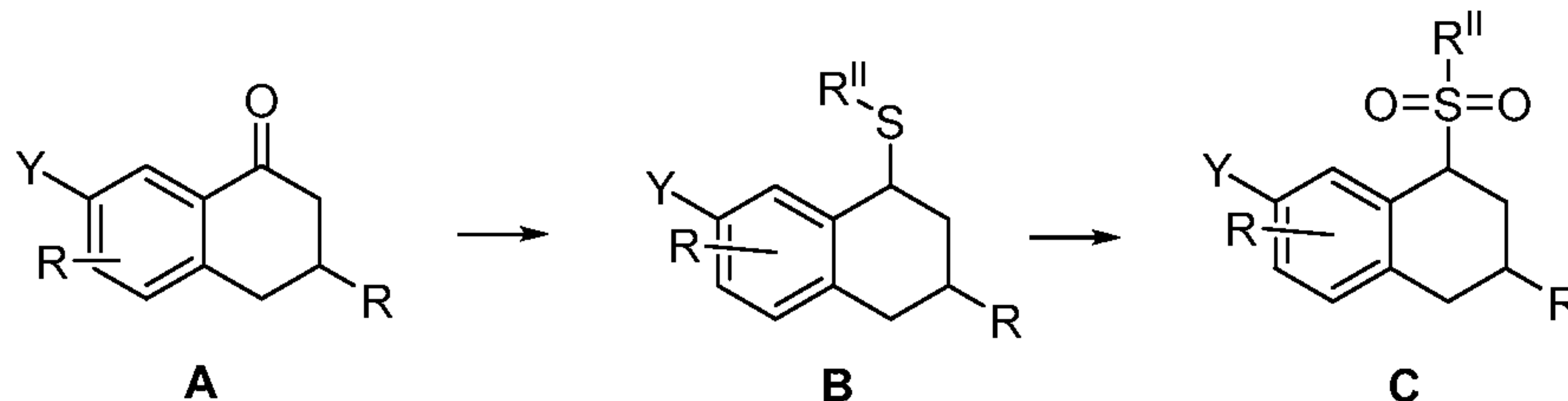
SCHEME 21.



[000222] Scheme 22 illustrates a general method of forming substituted 1-(phenyl or
 5 heteroarylsulfonyl)-1,2,3,4-tetrahydronaphthalene C. Addition of a thiol under acidic
 conditions (e.g., BF_3 -etherate or trifluoroacetic acid) in the presence of a reductant
 (triethylsilane or pyridine borane) to the tetralone A affords sulfide B. Oxidation of sulfide B
 with metachloroperbenzoic acid, oxone, or other suitable oxidant affords the 1-(phenyl or
 heteroarylsulfonyl)-1,2,3,4-tetrahydronaphthalene C.

10

SCHEME 22.



II. Therapeutic Applications of Tetrahydroquinolinyl and Related Compounds

[000223] It is contemplated that the tetrahydroquinolinyl and related compounds
 described herein, such as a compound of Formula I, I-1, I-A, I-B, II, II-1, II-A, II-B, or other
 15 compounds in Section I such as a compound of Formula III, IV, V, or VI, provide therapeutic
 benefits to subjects suffering from a cancer, bacterial infection, fungal infection, or immune
 deficiency disorder. Accordingly, one aspect of the invention provides a method of treating a
 disorder selected from the group consisting of cancer, bacterial infection, fungal infection, and
 immune deficiency disorder. The method comprises administering a therapeutically effective
 20 amount of a tetrahydroquinolinyl or related compound described herein, such as a compound of
 Formula I, I-1, I-A, I-B, II, II-1, II-A, II-B, or other compounds in Section I such as a
 compound of Formula III, IV, V, or VI, to a subject in need thereof to ameliorate a symptom of

- 105 -

the disorder. In certain embodiments, the particular compound of Formula I, I-1, I-A, I-B, II, II-1, II-A, or II-B is a compound defined by one of the embodiments described above.

[000224] In certain embodiments, the disorder is cancer. In certain embodiments, the cancer is a solid tumor or leukemia. In certain other embodiments, the cancer is colon cancer, pancreatic cancer, breast cancer, ovarian cancer, prostate cancer, squamous cell carcinoma, basal cell carcinoma, adenocarcinoma, sweat gland carcinoma, sebaceous gland carcinoma, lung cancer, leukemia, bladder cancer, stomach cancer, cervical cancer, testicular cancer, skin cancer, rectal cancer, thyroid cancer, kidney cancer, uterus cancer, esophagus cancer, liver cancer, an acoustic neuroma, oligodendroglioma, meningioma, neuroblastoma, or retinoblastoma. In certain other embodiments, the cancer is small cell lung cancer, non-small cell lung cancer, melanoma, cancer of the central nervous system tissue, brain cancer, Hodgkin's lymphoma, non-Hodgkin's lymphoma, cutaneous T-Cell lymphoma, cutaneous B-Cell lymphoma, or diffuse large B-Cell lymphoma. In certain other embodiments, the cancer is breast cancer, colon cancer, small-cell lung cancer, non-small cell lung cancer, prostate cancer, renal cancer, ovarian cancer, leukemia, melanoma, or cancer of the central nervous system tissue. In certain other embodiments, the cancer is colon cancer, small-cell lung cancer, non-small cell lung cancer, renal cancer, ovarian cancer, renal cancer, or melanoma.

[000225] In certain embodiments, the cancer is non-Hodgkin's lymphoma. In certain embodiments, the non-Hodgkin's lymphoma is a B-cell lymphoma, such as a diffuse large B-cell lymphoma, primary mediastinal B-cell lymphoma, follicular lymphoma, small lymphocytic lymphoma, mantle cell lymphoma, marginal zone B-cell lymphoma, extranodal marginal zone B-cell lymphoma, nodal marginal zone B-cell lymphoma, splenic marginal zone B-cell lymphoma, Burkitt lymphoma, lymphoplasmacytic lymphoma, hairy cell leukemia, or primary central nervous system (CNS) lymphoma.

[000226] In certain embodiments, the non-Hodgkin's lymphoma is a T-cell lymphoma, such as a precursor T-lymphoblastic lymphoma, peripheral T-cell lymphoma, cutaneous T-cell lymphoma, angioimmunoblastic T-cell lymphoma, extranodal natural killer/T-cell lymphoma, enteropathy type T-cell lymphoma, subcutaneous panniculitis-like T-cell lymphoma, anaplastic large cell lymphoma, or peripheral T-cell lymphoma.

[000227] In certain embodiments, the leukemia is chronic lymphocytic leukemia, acute myelogenous leukemia, chronic myelogenous leukemia, or acute lymphoblastic leukemia.

- 106 -

[000228] In yet other embodiments, the cancer is a vascularized tumor, squamous cell carcinoma, adenocarcinoma, small cell carcinoma, melanoma, glioma, neuroblastoma, sarcoma (*e.g.*, an angiosarcoma or chondrosarcoma), astrocytic tumor, bartholin gland carcinoma, basal cell carcinoma, biliary cancer, bone cancer, bone marrow cancer, bronchial cancer, bronchial gland carcinoma, carcinoid, cholangiocarcinoma, chondrosarcoma, choroid plexus papilloma/carcinoma, gastric antrum cancer, gastric fundus cancer, gastrinoma, glioblastoma, glucagonoma, heart cancer, hemangioblastomas, hemangioendothelioma, hemangiomas, hepatic adenoma, hepatic adenomatosis, hepatobiliary cancer, hepatocellular carcinoma, Hodgkin's disease, ileum cancer, insulinoma, intraepithelial neoplasia, interepithelial squamous cell neoplasia, intrahepatic bile duct cancer, invasive squamous cell carcinoma, jejunum cancer, joint cancer, Kaposi's sarcoma, chronic lymphocytic leukemia, chronic myeloid leukemia, clear cell carcinoma, connective tissue cancer, cystadenoma, digestive system cancer, duodenum cancer, endocrine system cancer, endodermal sinus tumor, endometrial hyperplasia, endometrial stromal sarcoma, endometrioid adenocarcinoma, endothelial cell cancer, ependymal cancer, epithelial cell cancer, Ewing's sarcoma, eye and orbit cancer, female genital cancer, focal nodular hyperplasia, gallbladder cancer, pelvic cancer, large cell carcinoma, large intestine cancer, leiomyosarcoma, lentigo maligna melanomas, lymphoma, male genital cancer, malignant melanoma, malignant mesothelial tumors, medulloblastoma, medulloepithelioma, meningeal cancer, mesothelial cancer, metastatic carcinoma, mouth cancer, mucoepidermoid carcinoma, multiple myeloma, muscle cancer, nasal tract cancer, nervous system cancer, small intestine cancer, smooth muscle cancer, soft tissue cancer, somatostatin-secreting tumor, spine cancer, squamous cell carcinoma, striated muscle cancer, submesothelial cancer, superficial spreading melanoma, T cell leukemia, tongue cancer, undifferentiated carcinoma, ureter cancer, urethra cancer, urinary bladder cancer, urinary system cancer, uterine cervix cancer, uterine corpus cancer, uveal melanoma, vaginal cancer, verrucous carcinoma, VIPoma, vulva cancer, neuroepithelial adenocarcinoma, nodular melanoma, non-epithelial skin cancer, non-Hodgkin's lymphoma, oat cell carcinoma, oligodendroglial cancer, oral cavity cancer, osteosarcoma, papillary serous adenocarcinoma, penile cancer, pharynx cancer, pituitary tumors, plasmacytoma, pseudosarcoma, pulmonary blastoma, rectal cancer, renal cell carcinoma, respiratory system cancer, retinoblastoma, rhabdomyosarcoma, sarcoma, serous carcinoma, sinus cancer, larynx cancer, parotid cancer, biliary tract cancer, thyroid cancer, acral lentiginous melanoma, actinic keratoses, acute lymphocytic leukemia, acute myeloid leukemia,

- 107 -

adenoid cystic carcinoma, adenomas, adenosarcoma, adenosquamous carcinoma, anal canal cancer, anal cancer, or anorectum cancer.

[000229] Additional exemplary cancers include fibrosarcoma, myxosarcoma, liposarcoma, chondrosarcoma, osteogenic sarcoma, chordoma, angiosarcoma, endotheliosarcoma, lymphangiosarcoma, lymphangioendotheliosarcoma, Ewing's tumor, leiomyosarcoma, rhabdomyosarcoma, squamous cell carcinoma, basal cell carcinoma, adenocarcinoma, sweat gland carcinoma, sebaceous gland carcinoma, papillary carcinoma, papillary adenocarcinomas, cystadenocarcinoma, medullary carcinoma, bronchogenic carcinoma, renal cell carcinoma, hepatoma, bile duct carcinoma, choriocarcinoma, seminoma, embryonal carcinoma, Wilms' tumor, epithelial carcinoma, glioma, astrocytoma, medulloblastoma, and hemangioblastoma.

[000230] In certain embodiments, the cancer is a neuroblastoma, meningioma, hemangiopericytoma, multiple brain metastase, glioblastoma multiforms, glioblastoma, brain stem glioma, poor prognosis malignant brain tumor, malignant glioma, anaplastic astrocytoma, anaplastic oligodendroglioma, neuroendocrine tumor, rectal adeno carcinoma, Dukes C & D colorectal cancer, unresectable colorectal carcinoma, metastatic hepatocellular carcinoma, Kaposi's sarcoma, karotype acute myeloblastic leukemia, Hodgkin's lymphoma, non-Hodgkin's lymphoma, cutaneous T-Cell lymphoma, cutaneous B-Cell lymphoma, diffuse large B-Cell lymphoma, low grade follicular lymphoma, metastatic melanoma, localized melanoma, malignant mesothelioma, malignant pleural effusion mesothelioma syndrome, peritoneal carcinoma, papillary serous carcinoma, gynecologic sarcoma, soft tissue sarcoma, scleroderma, cutaneous vasculitis, Langerhans cell histiocytosis, leiomyosarcoma, fibrodysplasia ossificans progressive, hormone refractory prostate cancer, resected high-risk soft tissue sarcoma, unresectable hepatocellular carcinoma, Waidenstrom's macroglobulinemia, smoldering myeloma, indolent myeloma, fallopian tube cancer, androgen independent prostate cancer, androgen dependent stage IV non-metastatic prostate cancer, hormone-insensitive prostate cancer, chemotherapy-insensitive prostate cancer, papillary thyroid carcinoma, follicular thyroid carcinoma, medullary thyroid carcinoma, or leiomyoma.

[000231] In certain embodiments, the disorder is a bacterial infection. The bacterial infection can be characterized according to classifications known in the art. For example, in certain embodiments, the bacterial infection is a gram-positive bacterial infection, such as a

- 108 -

gram-positive cocci bacterial infection or a gram-positive bacilli bacterial infection. In other embodiments, the bacterial infection is a gram-negative bacterial infection, such as a gram-negative cocci bacterial infection or a gram-negative bacilli bacterial infection. The bacterial infection can also be characterized according to whether it is caused by anaerobic or aerobic bacteria. Accordingly, in certain embodiments, the bacterial infection is an anaerobic bacterial infection. In certain other embodiments, the bacterial infection is an aerobic bacterial infection.

[000232] A variety of bacteria are contemplated to be susceptible to the tetrahydroquinoline compounds. Representative bacteria include *Staphylococci* species, e.g., *S. aureus*; *Enterococci* species, e.g., *E. faecalis* and *E. faecium*; *Streptococci* species, e.g., *S. pyogenes* and *S. pneumoniae*; *Escherichia* species, e.g., *E. coli*, including enterotoxigenic, enteropathogenic, enteroinvasive, enterohemorrhagic and enteroaggregative *E. coli* strains; *Haemophilus* species, e.g., *H. influenzae*; and *Moraxella* species, e.g., *M. catarrhalis*. Other examples include *Mycobacteria* species, e.g., *M. tuberculosis*, *M. avian-intracellulare*, *M. kansasii*, *M. bovis*, *M. africanum*, *M. genavense*, *M. leprae*, *M. xenopi*, *M. simiae*, *M. scrofulaceum*, *M. malmoense*, *M. celatum*, *M. abscessus*, *M. chelonae*, *M. szulgai*, *M. gordonae*, *M. haemophilum*, *M. fortuni* and *M. marinum*; *Corynebacteria* species, e.g., *C. diphtheriae*; *Vibrio* species, e.g., *V. cholerae*; *Campylobacter* species, e.g., *C. jejuni*; *Helicobacter* species, e.g., *H. pylori*; *Pseudomonas* species, e.g., *P. aeruginosa*; *Legionella* species, e.g., *L. pneumophila*; *Treponema* species, e.g., *T. pallidum*; *Borrelia* species, e.g., *B. burgdorferi*; *Listeria* species, e.g., *L. monocytogenes*; *Bacillus* species, e.g., *B. cereus*; *Bordetella* species, e.g., *B. pertussis*; *Clostridium* species, e.g., *C. perfringens*, *C. tetani*, *C. difficile* and *C. botulinum*; *Neisseria* species, e.g., *N. meningitidis* and *N. gonorrhoeae*; *Chlamydia* species, e.g., *C. psittaci*, *C. pneumoniae* and *C. trachomatis*; *Rickettsia* species, e.g., *R. rickettsii* and *R. prowazekii*; *Shigella* species, e.g., *S. sonnei*; *Salmonella* species, e.g., *S. typhimurium*; *Yersinia* species, e.g., *Y. enterocolitica* and *Y. pseudotuberculosis*; *Klebsiella* species, e.g., *K. pneumoniae*; *Mycoplasma* species, e.g., *M. pneumoniae*; and *Trypanosoma brucei*. In certain embodiments, the compounds described herein are used to treat a subject suffering from a bacterial infection selected from the group consisting of *S. aureus*, *E. faecalis*, *E. faecium*, *S. pyogenes*, *S. pneumoniae*, and *P. aeruginosa*.

[000233] The antibacterial activity of compounds described herein may be evaluated using assays known in the art, such as the microbroth dilution minimum inhibition concentration (MIC) assay, as further described in National Committee for Clinical Laboratory

- 109 -

Standards. Performance Standards for Antimicrobial Susceptibility Testing; Fourteenth Informational Supplement. NCCLS document M100-S14 {ISBN 1-56238-516-X}. This assay may be used to determine the minimum concentration of a compound necessary to prevent visible bacterial growth in a solution. In general, the drug to be tested is serially diluted into wells, and aliquots of liquid bacterial culture are added. This mixture is incubated under appropriate conditions, and then tested for growth of the bacteria. Compounds with low or no antibiotic activity (a high MIC) will allow growth at high concentrations of compound, while compounds with high antibiotic activity will allow bacterial growth only at lower concentrations (a low MIC).

10 [000234] The assay uses stock bacterial culture conditions appropriate for the chosen strain of bacteria. Stock cultures from the permanent stock culture collection can be stored as frozen suspensions at -70°C. Cultures may be suspended in 10% skim milk (BD) prior to snap freezing in dry ice/ethanol and then placed in a -70°C freezer. Cultures may be maintained on Tryptic Soy Agar containing 5% Sheep Blood at room temperature (20°C), and each culture may be recovered from frozen form and transferred an additional time before MIC testing. Fresh plates are inoculated the day before testing, incubated overnight, and checked to confirm purity and identity.

[000235] The identity and purity of the cultures recovered from the stock culture can be confirmed to rule out the possibility of contamination. The identity of the strains may be confirmed by standard microbiological methods (See, *e.g.*, Murray *et al.*, Manual of Clinical Microbiology, Eighth Edition. ASM Press {ISBN 1-55581-255-4}). In general, cultures are streaked onto appropriate agar plates for visualization of purity, expected colony morphology, and hemolytic patterns. Gram stains can also be utilized. The identities are confirmed using a MicroScan WalkAway 40 SI Instrument (Dade Behring, West Sacramento, California). This device utilizes an automated incubator, reader, and computer to assess for identification purposes the biochemical reactions carried out by each organism. The MicroScan WalkAway can also be used to determine a preliminary MIC, which may be confirmed using the method described below.

30 [000236] Frozen stock cultures may be used as the initial source of organisms for performing microbroth dilution minimum inhibition concentration (MIC) testing. Stock cultures are passed on their standard growth medium for at least 1 growth cycle (18-24 hours)

- 110 -

prior to their use. Most bacteria may be prepared directly from agar plates in 10 mL aliquots of the appropriate broth medium. Bacterial cultures are adjusted to the opacity of a 0.5 McFarland Standard (optical density value of 0.28-0.33 on a Perkin-Elmer Lambda EZ150 Spectrophotometer, Wellesley, Massachusetts, set at a wavelength of 600nm). The adjusted
5 cultures are then diluted 400 fold (0.25 mL inoculum + 100 mL broth) in growth media to produce a starting suspension of approximately 5×10^5 colony forming units (CFU)/mL. Most bacterial strains may be tested in cation adjusted Mueller Hinton Broth (CAMHB).

[000237] Test compounds (“drugs”) are solubilized in a solvent suitable for the assay, such as DMSO. Drug stock solutions may be prepared on the day of testing. Microbroth
10 dilution stock plates may be prepared in two dilution series, 64 to 0.06 μg drug/mL and 0.25 to 0.00025 μg drug/mL. For the high concentration series, 200 μL of stock solution (2 mg/mL) is added to duplicate rows of a 96-well microtiter plate. This is used as the first well in the dilution series. Serial two-fold decremental dilutions are made using a BioMek FX robot (Beckman Coulter Inc., Fullerton, CA) with 10 of the remaining 11 wells, each of which will
15 contain 100 μL of the appropriate solvent/diluent. Row 12 contains solvent/diluent only and serves as the control. For the first well of the low concentration series, 200 μL of an 8 $\mu\text{g}/\text{mL}$ stock are added to duplicate rows of a 96-well plate. Serial two-fold dilutions are made as described above.

[000238] Daughter 96-well plates may be spotted (3.2 $\mu\text{L}/\text{well}$) from the stock plates
20 listed above using the BioMek FX robot and used immediately or frozen at -70°C until use. Aerobic organisms are inoculated (100 μL volumes) into the thawed plates using the BioMek FX robot. The inoculated plates are placed in stacks and covered with an empty plate. These plates are then incubated for 16 to 24 hours in ambient atmosphere according to CLSI
25 guidelines (National Committee for Clinical Laboratory Standards, Methods for Dilution, Antimicrobial Tests for Bacteria that Grow Aerobically; Approved Standard-Sixth Edition. NCCLS document M7-A6 {ISBN 1-56238-486-4}).

[000239] After inoculation and incubation, the degree of bacterial growth can be estimated visually with the aid of a Test Reading Mirror (Dynex Technologies 220 16) in a
30 darkened room with a single light shining directly through the top of the microbroth tray. The MIC is the lowest concentration of drug that prevents macroscopically visible growth under the conditions of the test.

- 111 -

[000240] In certain embodiments, the disorder is a fungal infection. Exemplary fungi that may be treated include, for example, *Acremonium*, *Absidia* (e.g., *Absidia corymbifera*), *Alternaria*, *Aspergillus* (e.g., *Aspergillus clavatus*, *Aspergillus flavus*, *Aspergillus fumigatus*, *Aspergillus nidulans*, *Aspergillus niger*, *Aspergillus terreus*, and *Aspergillus versicolor*),
 5 *Aureobasidium*, *Basidiobolus*, *Blastomyces* (e.g., *Blastomyces dermatitidis*), *Candida* (e.g., *Candida albicans*, *Candida glabrata*, *Candida guilliermondii*, *Candida kefyr*, *Candida krusei*, *Candida lusitaniae*, *Candida parapsilosis*, *Candida pseudotropicalis*, *Candida stellatoidea*, *Candida tropicalis*, *Candida utilis*, *Candida lipolytica*, *Candida famata* and *Candida rugosa*),
 10 *Cephalosporium*, *Chaetomium*, *Chrysosporium*, *Cladosporium* (e.g., *Cladosporium carrionii* and *Cladosporium trichloides*), *Coccidioides* (e.g., *Coccidioides immitis*), *Conidiobolus*,
Coprinus, *Corynespora*, *Cryptococcus* (e.g., *Cryptococcus neoformans*), *Curvularia*,
Cunninghamella (e.g., *Cunninghamella elegans*), *Exophiala* (e.g., *Exophiala dermatitidis* and *Exophiala spinifera*), *Epidermophyton* (e.g., *Epidermophyton floccosum*), *Fonsecaea* (e.g., *Fonsecaea pedrosoi*), *Fusarium* (e.g., *Fusarium solani*), *Geotrichum* (e.g., *Geotrichum*
 15 *candidum* and *Geotrichum clavatum*), *Hendersonula*, *Histoplasma*, *Leptosphaeria*, *Loboa*,
Madurella, *Malassezia* (e.g., *Malassezia furfur*), *Microsporum* (e.g., *Microsporum canis* and *Microsporum gypseum*), *Mycocentrospora*, *Mucor*, *Neotestudina*, *Paecilomyces*,
Paracoccidioides (e.g., *Paracoccidioides brasiliensis*), *Penicillium* (e.g., *Penicillium marneffeii*), *Phialophora*, *Pneumocystis* (e.g., *Pneumocystis carinii*), *Pseudallescheria* (e.g.,
 20 *Pseudallescheria boydii*), *Rhinosporidium*, *Rhizomucor*, *Rhizopus* (e.g., *Rhizopus microsporus* var. *rhizopodiformis* and *Rhizopus oryzae*), *Saccharomyces* (e.g., *Saccharomyces cerevisiae*),
Scopulariopsis, *Sporothrix* (e.g., *Sporothrix schenckii*), *Trichophyton* (e.g., *Trichophyton mentagrophytes* and *Trichophyton rubrum*), *Trichosporon* (e.g., *Trichosporon asahii*,
Trichosporon beigelii and *Trichosporon cutaneum*), and *Wangiella*.

25 [000241] In certain embodiments, the disorder is an immune deficiency disorder. Exemplary immune deficiency disorders include, for example, a human immunodeficiency viral infection, a patient with a deficient immune system due to chemotherapy, or a patient recovering from surgery who has a deficient immune system.

[000242] In certain embodiments, the subject is a human.

30 [000243] Another aspect of the invention provides for the use of a compound described herein (such as a compound of Formula I, I-1, I-A, I-B, II, II-1, II-A, II-B, or other compounds

- 112 -

in Section I such as a compound of Formula III, IV, V, or VI) in the manufacture of a medicament. In certain embodiments, the medicament is for treating a disorder described herein, such as cancer.

[000244] Another aspect of the invention provides for the use of a compound described herein (such as a compound of Formula I, I-1, I-A, I-B, II, II-1, II-A, II-B, or other compounds in Section I such as a compound of Formula III, IV, V, or VI) for treating a medical disorder, such a medical disorder described herein (*e.g.*, cancer).

[000245] Further, it is contemplated that tetrahydroquinolinyl and related compounds described herein, such as a compound of Formula I, I-1, I-A, I-B, II, II-1, II-A, II-B, or other compounds in Section I such as a compound of Formula III, IV, V, or VI, can promote the activity of ROR γ . Accordingly, another aspect of the invention provides a method of promoting the activity of ROR γ . The method comprises exposing a ROR γ to an effective amount of a tetrahydroquinolinyl or related compound described herein, such as a compound of Formula I, I-1, I-A, I-B, II, II-1, II-A, II-B, or other compounds in Section I such as a compound of Formula III, IV, V, or VI, to promote ROR γ activity. In certain embodiments, the particular compound of Formula I, I-1, I-A, I-B, II, II-1, II-A, or II-B is the compound defined by one of the embodiments described above. Promoting the activity of ROR γ means to increase the activity of ROR γ . In certain embodiments, exposing a ROR γ to an effective amount of a tetrahydroquinolinyl or related compound described herein (such as a compound of Formula I, I-1, I-A, I-B, II, II-1, II-A, II-B, or other compounds in Section I such as a compound of Formula III, IV, V, or VI) results in an increase in ROR γ activity of at least 5%, 10%, 20%, or 50% relative to the activity of ROR γ under substantially the same conditions but without the presence of the tetrahydroquinolinyl or related compound.

[000246] Further, it is contemplated that tetrahydroquinolinyl and related compounds described herein, such as a compound of Formula I, I-1, I-A, I-B, II, II-1, II-A, II-B, or other compounds in Section I such as a compound of Formula III, IV, V, or VI, can increase the amount of interleukin-17 (IL-17) in a subject. IL-17 is a cytokine that affects numerous biological functions. Accordingly, another aspect of the invention provides a method of increasing the amount of IL-17 in a subject. The method comprises administering to a subject an effective amount of a tetrahydroquinolinyl or related compound described herein, such as a compound of Formula I, I-1, I-A, I-B, II, II-1, II-A, II-B, or other compounds in Section I such

- 113 -

as a compound of Formula III, IV, V, or VI, to increase the amount of IL-17 in the subject. In certain embodiments, the particular compound of Formula I, I-1, I-A, I-B, II, II-1, II-A, or II-B is the compound defined by one of the embodiments described above.

[000247] In certain embodiments, the subject is a human. In certain embodiments, administering the compound increases the amount of IL-17 produced by Th-17 cells in the subject. A change in the amount of IL-17 produced by, for example, Th-17 cells can be measured using procedures described in the literature, such as an ELISA assay or intracellular staining assay.

[000248] Further, it is contemplated that tetrahydroquinolinyl and related compounds described herein, such as a compound of Formula I, I-1, I-A, I-B, II, II-1, II-A, II-B, or other compounds in Section I such as a compound of Formula III, IV, V, or VI, may increase the synthesis of IL-17 in a subject. Accordingly, another aspect of the invention provides a method of increasing the synthesis of IL-17 in a subject. The method comprises administering to a subject an effective amount of a compound described herein, *e.g.*, a compound of Formula I, I-1, I-A, I-B, II, II-1, II-A, II-B, or other compounds in Section I such as a compound of Formula III, IV, V, or VI, to increase the synthesis of IL-17 in the subject. In certain embodiments, the particular compound of Formula I, I-1, I-A, I-B, II, II-1, II-A, or II-B is a compound defined by one of the embodiments described above.

Adoptive Cellular Therapy

[000249] ROR γ agonist compounds described herein may also be used in adoptive cellular therapy to treat various medical disorders, such as cancer, bacterial infections, fungal infections, and immune disorders. Cells, *e.g.*, lymphocyte cells or dendritic cells, are exposed *ex vivo* to an ROR γ agonist compound herein, and then the treated cells are administered to a patient. In adoptive cellular transfer, cells are obtained from a source (typically the patient in need of treatment), cultured *ex vivo* with an agent, and then the resulting cells are administered to the patient in need of therapy. The culturing typically subjects the cells to conditions whereby the cells increase in number (*i.e.*, expansion) and/or acquire features providing improved therapeutic benefit. General features of the adoptive cellular therapy methods and compositions are described below, along with more specific embodiments of the lymphocyte cells, dendritic cells, and procedures for isolating and culturing cells.

- 114 -

[000250] Accordingly, one aspect of the invention provides a method of delivering to a patient a ROR γ agonist treated cell selected from the group consisting of a lymphocyte cell and dendritic cell. The method comprises administering to a patient in need thereof a pharmaceutical composition comprising said cell that has been exposed *ex vivo* to an agonist of ROR γ described herein, such as a compound of Formula I, I-1, I-A, or II. The method may further comprise a culturing step. In such embodiments, the method further comprises culturing a cell (i.e., the lymphocyte cell or dendritic cell) with an agonist of ROR γ to provide the cell that has been exposed *ex vivo* to the agonist of ROR γ . The culturing may comprise exposing the cell to a cytokine (e.g., IL-1 β , IL-2, IL-6, IL-7, IL-10, IL-12, IL-15, IL-18, IL-21, IL-23, or transforming growth factor beta). During the culturing step, the cell may be exposed to an antigen associated with a medical disorder. Although not to be bound by theory, cells having an receptor specific to an antigen associated with a medical disorder can provide a more effective therapy than cells lacking such a receptor. Accordingly, in certain embodiments, the culturing step comprises exposing the cell to an antigen associated with a medical disorder. The antigen may be an antigen presenting cell. Alternatively, the antigen may comprise cancer tissue. Further, as described below, the cell may be genetically altered to express a receptor specific to an antigen associated with a medical disorder.

[000251] The cell may be autologous or allogenic. Autologous cells are cells obtained from the patient whom will receive the cell exposed *ex vivo* to an agonist of ROR γ . As such, in certain embodiments, the method may further comprise obtaining a cell from said patient, for use in the culturing step. Alternatively, the cells may be allogenic, i.e., obtained from a subject that produces cells allogenic to cells of the patient. In such embodiments, the method may further comprise obtaining a cell from a subject that produces cells allogenic to lymphocyte cells of the patient, for use in the culturing step.

[000252] In certain embodiments, the cell is a lymphocyte cell. Lymphocyte cells can be obtained from human or animal tissues according to procedures described in the literature. In certain embodiments, the lymphocyte cell is obtained from blood, cancer tissue, bone marrow, the spleen, a lymph node, or the thymus. In certain other embodiments, the lymphocyte cell is obtained from a population of peripheral blood mononuclear cells, such as human peripheral blood mononuclear cells. In certain other embodiments, the lymphocyte cell is obtained from a lymph node in proximity to a tumor or site of infection. In certain other embodiments, the

- 115 -

lymphocyte cell is obtained from cancer tissue. In yet other embodiments, the lymphocyte cell is a tumor-infiltrating-lymphocyte cell.

[000253] Cells can be characterized according to the presence of a receptor for an antigen specific for a medical disorder. In certain embodiments, the cell expresses a receptor for an antigen specific for a medical disorder. As indicate above, such cells may provide more effective therapies for treating disease since the cells are more likely to target tissue specific to the disease to be treated. In certain embodiments, the medical disorder is a cancer, bacterial infection, fungal infection, or immune disorder. In yet other embodiments, the cell may express a receptor that, while not specific for a medical disorder, has utility in enhancing cell efficacy in treating the disorder.

[000254] Various types of lymphocyte cells have been described in the literature for use in adoptive cellular transfer. In certain embodiments, the lymphocyte cell is a T cell. In certain other embodiments, the lymphocyte cell is a CD8⁺ T cell, CD4⁺ T cell, or T_H17 cell. In certain other embodiments, the lymphocyte cell is a CD8⁺ T cell, CD4⁺ T cell, or a combination thereof. In certain other embodiments, the lymphocyte cell is a natural killer cell. In certain other embodiments, the lymphocyte cell is a Tc17 cell, natural killer T cell, or $\gamma\delta$ T cell. In yet other embodiments, the lymphocyte cell is a genetically altered lymphocyte cell.

[000255] Cells may be administered to the patient according to procedures described in the literature. In certain embodiments, the administering comprises injecting into the patient the pharmaceutical composition. The injecting may be intravenous injection or injection directly into diseased tissue, such as a tumor. In yet other embodiments, the injecting may be subcutaneous injection into the patient.

[000256] The therapeutic method embraces combination therapies, such as administering (i) an agent that enhances the efficacy of the cell exposed to the agonist of ROR γ and/or (ii) an agent having independent efficacy in treating the target medical disorder.

[000257] Another aspect of the invention provides a method of preparing a population of cells that have been exposed *ex vivo* to an agonist of ROR γ described herein, where the cells are lymphocyte cells and/or dendritic cells. The method comprises exposing a population of cells selected from the group consisting of lymphocyte cells and dendritic cells *ex vivo* to an agonist of ROR γ described herein to thereby provide said population of cells that have been

- 116 -

exposed *ex vivo* to an agonist of ROR γ . The population of cells may be used in therapeutic methods described herein. The exposing step may comprise culturing a population of cells with the agonist of ROR γ for a duration of time sufficient to increase the number of cells in the population. The culturing may comprise exposing the cell to a cytokine (e.g., IL-1 β , IL-2, IL-5 6, IL-7, IL-10, IL-12, IL-15, IL-18, IL-21, IL-23, or transforming growth factor beta). Further during the culturing step, the cell may optionally be exposed to an antigen associated with a medical disorder. Accordingly, in certain embodiments, the culturing step comprises exposing the cell to an antigen associated with a medical disorder. The antigen may be an antigen presenting cell. Alternatively, the antigen may comprise cancer tissue. The cell may be 10 autologous or allogenic. Autologous cells are cells obtained from the patient whom will receive the cell exposed *ex vivo* to an agonist of ROR γ . As such, in certain embodiments, the method may further comprise obtaining a cell (i.e., a lymphocyte or dendritic cell) from said patient for use in the culturing step. Alternatively, the cells may be allogenic, i.e., obtained from subject that produces cells allogenic to cells of the patient. In such embodiments, the 15 method may further comprise obtaining a cell from a subject that produces cells allogenic to cells of the patient, for use in the culturing step. In certain embodiments, the cell is a lymphocyte cell. Lymphocyte cells can be obtained from human or animal tissues according to procedures described in the literature. In certain embodiments, the lymphocyte cell is obtained from blood, cancer tissue, bone marrow, the spleen, a lymph node, or the thymus. In certain 20 other embodiments, the lymphocyte cell is obtained from a population of peripheral blood mononuclear cells, such as human peripheral blood mononuclear cells. In certain other embodiments, the lymphocyte cell is obtained from a lymph node in proximity to a tumor or site of infection. In certain other embodiments, the lymphocyte cell is obtained from cancer tissue. In yet other embodiments, the lymphocyte cell is a tumor-infiltrating-lymphocyte cell.

25 **[000258]** Cells can be characterized according to the presence of a receptor for an antigen specific for a medical disorder. In certain embodiments, the cell expresses a receptor for an antigen specific for a medical disorder. As indicated above, such cells may provide more effective therapies for treating disease since the cells is more likely to target tissue specific to the disease to be treated. In certain embodiments, the medical disorder is a cancer, bacterial 30 infection, fungal infection, or immune disorder. In yet other embodiments, the cell may express a receptor that, while not specific for a medical disorder, has utility in enhancing cell efficacy in treating the disorder.

- 117 -

[000259] As described above, various types of lymphocyte cells have been described in the literature for use in adoptive cellular transfer. In certain embodiments, the lymphocyte cell is a T cell. In certain other embodiments, the lymphocyte cell is a CD8⁺ T cell, CD4⁺ T cell, or T_H17 cell. In certain other embodiments, the lymphocyte cell is a CD8⁺ T cell, CD4⁺ T cell, or a combination thereof. In certain other embodiments, the lymphocyte cell is a natural killer cell. In certain other embodiments, the lymphocyte cell is a Tc17, natural killer T cell, or $\gamma\delta$ T cell. In yet other embodiments, the lymphocyte cell is a genetically altered lymphocyte cell.

[000260] Another aspect of the invention provides a method of treating a medical disorder. The method comprises administering to a patient in need thereof a cell that has been exposed *ex vivo* to an agonist of ROR γ described herein to treat the medical disorder, wherein the cell is a lymphocyte cell or dendritic cell. The medical disorder can be, for example, a cancer, bacterial infection, fungal infection, or immune disorder. Additional exemplary medical disorders are described above, and in certain embodiments, the medical disorder is a cancer selected from the group consisting of a solid tumor, lymphoma, and leukemia. In certain other embodiments, the medical disorder is a cancer selected from the group consisting of ovarian cancer, melanoma, colorectal cancer, lung cancer, breast cancer, prostate cancer, pancreatic cancer, renal cell carcinoma, leukemia, a B-cell lymphoma, and non-Hodgkin lymphoma.

[000261] Another aspect of the invention provides a population of lymphocyte cells that have been exposed *ex vivo* to an agonist of ROR γ described herein. The population may be characterized by the presence and/or quantity of particular types of cells in the population. For example, in certain embodiments, the population comprises one or more of the following: T cells and natural killer cells. In certain other embodiments, a majority of lymphocyte cells in the population are T cells. In certain other embodiments, a majority of lymphocyte cells in the population are CD8⁺ T cells, CD4⁺ T cells, T_H17 cells, or a combination thereof. In yet other embodiments, a majority of lymphocyte cells in the population are natural killer cells. In yet other embodiments, a single type of lymphocyte cell (e.g., a T cell, CD8⁺ T cell, CD4⁺ T cell, T_H17 cell, Tc17 cell, natural killer T cell, or $\gamma\delta$ T cell) comprises at least 60%, 70%, 80%, 90% or 95% of the cells in the population. In yet other embodiments, the population is characterized by: (i) a majority of lymphocyte cells in the population are T cells, (ii) a majority of lymphocyte cells in the population are CD8⁺ T cells, CD4⁺ T cells, T_H17 cells, or a

- 118 -

combination thereof, (iii) a majority of lymphocyte cells in the population are Tc17 cells, (iv) a majority of lymphocyte cells in the population are natural killer cells, or (v) a majority of lymphocyte cells in the population are natural killer T cells, $\gamma\delta$ T cells, or a combination thereof. In yet other embodiments, a majority of lymphocyte cells in the population are CD8⁺ T cells, CD4⁺ T cells, or a combination thereof. In yet other embodiments, the population is characterized by a majority of lymphocyte cells in the population are Tc17 cells, CD4⁺ Th0 T lymphocyte cells, Th17-polarized CD4⁺ T lymphocyte cells, CD8⁺ Tc17 T lymphocyte cells, or a combination thereof.

[000262] In each of the above aspects and embodiments, lymphocyte cells may be characterized according to whether they are a tumor infiltrating lymphocyte, naïve T lymphocyte, memory T lymphocyte, effector T lymphocyte, CD8⁺ T cell, CD4⁺ T cell, CD4⁺/CD8⁺ double positive T lymphocyte, CD28⁺CD8⁺ T cell, or T_H17 cell. CD8⁺ T cells can be separated into naïve CD8⁺ T cells, memory CD8⁺ T cells, and effector CD8⁺ T cells, according to cell surface antigens characteristic to each type of cell. Whether a cell or cell population is positive for a particular cell surface marker can be determined by flow cytometry using staining with a specific antibody for the surface marker and an isotype matched control antibody. A cell population negative for a marker refers to the absence of significant staining of the cell population with the specific antibody above the isotype control, and positive refers to uniform staining of the cell population above the isotype control. For instance, CD4⁺ T helper cells can be sorted into naïve, central memory, and effector cells by identifying cell populations that have cell surface antigens. In certain embodiments, central memory CD4⁺ T cells are CD62L positive and CD45RO positive. In certain embodiments, effector CD4⁺ T cells are CD62L and CD45RO negative. In yet other embodiments, the lymphocyte cell is a Th1 cell, Tc1 cell, Th0 cell, or Tc0 cell. In certain embodiments, the lymphocyte cell is a CD8⁺ T cell, which is optionally further characterized according to the whether the CD8⁺ T cell is a naïve CD8⁺ T cell, a memory CD8⁺ T cell, or an effector CD8⁺ T cell. In certain embodiments, the lymphocyte cell is a memory CD8⁺ T cell, which may be further characterized according to whether the cell is CD62L positive or CD45RO positive. In certain other embodiments, the lymphocyte cell is an effector CD8⁺ T cell, which may be further characterized according to whether the cell is CD62L negative or CD45RO negative. In yet other embodiments, the lymphocyte cell is a CD4⁺ Th0 T lymphocyte, Th17-polarized CD4⁺ T lymphocyte, or CD8⁺ Tc17 T lymphocyte. In still other embodiments, the lymphocyte cell is a memory T cell

- 119 -

present in CD62L⁺ or CD62L⁻ subsets of CD8⁺ peripheral blood lymphocytes. In certain embodiments, the central memory T cells may be CD45RO⁺, CD62L⁺, CD8⁺ T cells. In certain embodiments, effector T cells are negative for CD62L, CCR7, CD28, and CD127, and positive for granzyme B and perforin.

5 [000263] T cells can be characterized according to identity of a T cell receptor located on the surface of the T cell. The T cell receptor is a disulfide-linked membrane-anchored heterodimer that normally consists of highly variable alpha (α) and beta (β) chains expressed as part of a complex with the invariant CD3 chain molecules. T cells expressing this receptor are referred to as α : β (or $\alpha\beta$) T cells. A minority of T cells express an alternate receptor, formed by
10 variable gamma (γ) and delta (δ) chains, and such T cells are referred as $\gamma\delta$ T cells. One subtype of T cells is natural killer T (NKT) cells. NKT cells are a heterogeneous group of T cells that share properties of both T cells and natural killer NK cells. Many NKT cells recognize the non-polymorphic CD1d molecule, an antigen-presenting molecule that binds self- and foreign lipids and glycolipids. Other subtypes of T cells include, for example, CD8⁺ T
15 cells, CD4⁺ T cells, Tc17 cells, natural killer T cells, and $\gamma\delta$ T cells. Still other subtypes of T cells include, for example, CD4⁻ CD8⁻ T cells and CD28⁺ CD8⁺ T cells.

[000264] Preferably the lymphocyte cell comprises a receptor specific for an antigen of a medical condition. The receptor can be the endogenous lymphocyte cell receptor, i.e., the antigen-specific lymphocyte cell receptor that is endogenous (i.e., native to) the lymphocyte.
20 In such instances, the lymphocyte comprising the endogenous lymphocyte cell receptor can be a lymphocyte cell that was isolated from the patient, which is known to express the particular medical condition-specific antigen. Alternatively, the lymphocyte comprising the endogenous lymphocyte cell receptor can be a lymphocyte cell that was isolated from a subject that produces allogenic lymphocyte cells (i.e., lymphocyte cells that are histocompatible with the
25 patient that will receive the lymphocyte cells). In certain embodiments, the subject from which lymphocyte cells are obtained may be immunized prior to obtaining the lymphocyte cells, so that the lymphocyte cells to be administered to the patient will have specificity for the medical disorder to be treated.

[000265] The antigen of a disease recognized by the endogenous lymphocyte cell receptor
30 can be any antigen which is characteristic of the disease. For example, the antigen may be, for

- 120 -

example, a tumor antigen, such as gp100, MART-1, TRP-1, TRP-2, tyrosinase, NY-ESO-1, MAGE-1, or MAGE-3.

[000266] Lymphocyte cells may also be characterized according to the presence of a phenotypic marker of activation for tumor reactivity, such as the presence of 4-1BBL.

5 Populations of lymphocyte cells enriched for such a phenotypic marker may provide therapeutic advantages. Lymphocyte cells may also be characterized according to the level of expression of the ROR γ . In certain embodiments, the lymphocyte cell may be induced to express or engineered to express ROR γ , thereby increasing the amount of ROR γ .

[000267] The lymphocyte cell may be a genetically modified lymphocyte cell, such as a
10 genetically modified lymphocyte cell described in, for example, International Patent Application Publication No. WO 2012/129514, which is hereby incorporated by reference. Genetic modification of the lymphocyte may improve the efficacy of therapy by promoting the viability and/or function of transferred lymphocyte cells, provide a genetic marker to permit selection and/or evaluation of *in vivo* survival or migration, or may incorporate functions that
15 improve the safety of immunotherapy, for example, by making the cell susceptible to negative selection *in vivo*. The lymphocyte may be genetically modified so that the lymphocyte cell expresses certain proteins, such as a survival cytokine (e.g., granulocyte-macrophage colony-stimulating factor) and/or receptor for an antigen (e.g., a tumor antigen).

[000268] Accordingly, in embodiments, lymphocyte cells are modified with chimeric
20 antigen receptors (CAR). The CARs may comprise a single-chain antibody fragment (scFv) that is derived from the variable heavy (VH) and variable light (VL) chains of a monoclonal antibody (mAb) linked to the TCR CD3⁺ chain that mediates T-cell activation and cytotoxicity. Costimulatory signals can also be provided through the CAR by fusing the costimulatory domain of CD28 or 4-1 BB to the CD3⁺ chain. CARs are specific for cell surface molecules
25 independent from HLA, thus overcoming the limitations of TCR-recognition including HLA-restriction and low levels of HLA-expression on tumor cells.

[000269] The description above describes multiple embodiments providing definitions for variables used herein. The application specifically contemplates all combinations of such variables, e.g., particular combinations of the definitions set forth for variables A and X.

III. Combination Therapy

[000270] Another aspect of the invention provides for combination therapy.

Tetrahydroquinolinyl and related compounds (*e.g.*, a compound of Formula I, I-1, I-A, I-B, II, II-1, II-A, II-B, or other compounds in Section I such as a compound of Formula III, IV, V, or
5 VI) or their pharmaceutically acceptable salts may be used in combination with additional therapeutic agents to treat medical disorders, such as a cancer, bacterial infection, fungal infection, and immune deficiency disorder.

[000271] Exemplary therapeutic agents that may be used as part of a combination therapy in treating cancer, include, for example, mitomycin, tretinoin, ribomustin, gemcitabine,
10 vincristine, etoposide, cladribine, mitobronitol, methotrexate, doxorubicin, carboquone, pentostatin, nitracrine, zinostatin, cetrotrelax, letrozole, raltitrexed, daunorubicin, fadrozole, fotemustine, thymalfasin, sobuzoxane, nedaplatin, cytarabine, bicalutamide, vinorelbine, vesnarinone, aminoglutethimide, amsacrine, proglumide, elliptinium acetate, ketanserin, doxifluridine, etretinate, isotretinoin, streptozocin, nimustine, vindesine, flutamide, drogenil,
15 butocin, carmofur, razoxane, sizofilan, carboplatin, mitolactol, tegafur, ifosfamide, prednimustine, picibanil, levamisole, teniposide, improsulfan, enocitabine, lisuride, oxymetholone, tamoxifen, progesterone, mepitiostane, epitiostanol, formestane, interferon-alpha, interferon-2 alpha, interferon-beta, interferon-gamma, colony stimulating factor-1, colony stimulating factor-2, denileukin diftitox, interleukin-2, and leutinizing hormone
20 releasing factor.

[000272] An additional class of agents that may be used as part of a combination therapy in treating cancer is immune checkpoint inhibitors (also referred to as immune checkpoint blockers). Immune checkpoint inhibitors are a class of therapeutic agents that have the effect of blocking immune checkpoints. See, for example, Pardoll in *Nature Reviews Cancer* (2012)
25 vol. 12, pages 252-264. Exemplary immune checkpoint inhibitors include agents that inhibit one or more of (i) cytotoxic T-lymphocyte-associated antigen 4 (CTLA4), (ii) programmed cell death protein 1 (PD1), (iii) PDL1, (iv) LAB3, (v) B7-H3, (vi) B7-H4, and (vii) TIM3. The CTLA4 inhibitor Ipilimumab has been approved by the United States Food and Drug Administration for treating melanoma.

- 122 -

[000273] Yet other agents that may be used as part of a combination therapy in treating cancer are monoclonal antibody agents that target non-checkpoint targets (e.g., herceptin) and non-cytotoxic agents (e.g., tyrosine-kinase inhibitors).

[000274] Exemplary therapeutic agents that may be used as part of a combination therapy in treating a bacterial infection, include, for example, amoxicillin, azithromycin, cefazolin, ceftriaxone, cefuroxime, cephalexin, ciprofloxacin, clindamycin, doxycycline, levofloxacin, linezolid, metronidazole, moxifloxacin, and penicillin.

[000275] Exemplary therapeutic agents that may be used as part of a combination therapy in treating a fungal infection, include, for example, 2-phenylphenol; 8-hydroxyquinoline sulphate; acibenzolar-S-methyl; aldimorph; amidoflumet; ampropylfos; ampropylfos-potassium; andoprim; anilazine; azaconazole; azoxystrobin; benalaxyl; benodanil; benomyl; bentiavalicarb-isopropyl; benzamacril; benzamacril-isobutyl; bilanafos; binapacryl; biphenyl; bitertanol; blasticidin-S; bromuconazole; butylamine; calcium polysulphide; capsimycin; captafol; captan; carbendazim; carboxin; carpropamid; carvone; chinomethionat; chlobenthiazole; chlorfenazole; chloroneb; chlorothalonil; chlozolate; clozylacon; cyazofamid; cyflufenamid; cymoxanil; cyproconazole; cyprodinil; cyprofuram; Dagger G; debacarb; dichlofluanid; dichlone; dichlorophen; diclocymet; diclomezine; dicloran; diethofencarb; difenoconazole; diflumetorim; dimethirimol; dimethomorph; dimoxystrobin; diniconazole; diniconazole-M; dinocap; diphenylamine; dipyrithione; ditalimfos; dithianon; dodine; drazoxolon; edifenphos; epoxiconazole; ethaboxam; ethirimol; etridiazole; famoxadone; fenamidone; fenapanil; fenarimol; fenbuconazole; fenfuram; fenhexamid; fenitropan; fenoxanil; fenciclonil; fenpropidin; fenpropimorph; ferbam; fluazinam; flubenzimine; fludioxonil; flumetover; flumorph; fluoromide; fluoxastrobin; fluquinconazole; flurprimidol; flusilazole; flusulphamide, hexaconazole; hymexazole; imazalil; imibenconazole; iminoctadine triacetate; iminoctadine tris(albesil); iodocarb; ipconazole; iprobenfos; iprodione; iprovalicarb; irumamycin; isoprothiolane; isovaledione; kasugamycin; kresoxim-methyl; oxyfenthiin; paclobutrazole; pefurazoate; penconazole; pencycuron; phosdiphen; phthalide; picoxystrobin; piperalin; polyoxins; polyoxorim; probenazole; prochloraz; procymidone; propamocarb; propanosine-sodium; propiconazole; propineb; proquinazid; prothioconazole; pyraclostrobin; pyrazophos; pyrifenoxy; pyrimethanil; pyroquilon; pyroxyfur; pyrrolenitrine; tetraconazole; thiabendazole; thicyofen; thifluzamide; thiophanate-methyl; thiram; tioxyimid;

- 123 -

tricyclazole; tridemorph; trifloxystrobin; triflumizole; triforine; triticonazole; uniconazole; validamycin A; vinclozolin; zineb; ziram; and zoxamide.

[000276] The amount of tetrahydroquinolinyl or related compound (*e.g.*, a compound of Formula I, I-1, I-A, I-B, II, II-1, II-A, II-B, or other compounds in Section I such as a
5 compound of Formula III, IV, V, or VI) and additional therapeutic agent and the relative timing of administration may be selected in order to achieve a desired combined therapeutic effect. For example, when administering a combination therapy to a patient in need of such administration, the therapeutic agents in the combination, or a pharmaceutical composition or compositions comprising the therapeutic agents, may be administered in any order such as, for
10 example, sequentially, concurrently, together, simultaneously and the like. Further, for example, a tetrahydroquinolinyl or related compound (*e.g.*, a compound of any one of Formula I, I-1, I-A, I-B, II, II-1, II-A, II-B, or other compounds in Section I such as a compound of Formula III, IV, V, or VI) may be administered during a time when the additional therapeutic agent(s) exerts its prophylactic or therapeutic effect, or *vice versa*.

[000277] The doses and dosage regimen of the active ingredients used in the combination
15 therapy may be determined by an attending clinician. In certain embodiments, the tetrahydroquinolinyl or related compound (*e.g.*, a compound of any one of Formula I, I-1, I-A, I-B, II, II-1, II-A, II-B, or other compounds in Section I such as a compound of Formula III, IV, V, or VI) and the additional therapeutic agent(s) are administered in doses commonly employed
20 when such agents are used as monotherapy for treating the disorder. In other embodiments, the tetrahydroquinolinyl or related compound (*e.g.*, a compound of any one of Formula I, I-1, I-A, I-B, II, II-1, II-A, II-B, or other compounds in Section I such as a compound of Formula III, IV, V, or VI) and the additional therapeutic agent(s) are administered in doses lower than the doses commonly employed when such agents are used as monotherapy for treating the disorder. In
25 certain embodiments, the tetrahydroquinolinyl or related compound (*e.g.*, a compound of any one of Formula I, I-1, I-A, I-B, II, II-1, II-A, II-B, or other compounds in Section I such as a compound of Formula III, IV, V, or VI) and the additional therapeutic agent(s) are present in the same composition, which is suitable for oral administration.

[000278] In certain embodiments, the tetrahydroquinolinyl or related compound (*e.g.*, a
30 compound of any one of Formula I, I-1, I-A, I-B, II, II-1, II-A, II-B, or other compounds in Section I such as a compound of Formula III, IV, V, or VI) and the additional therapeutic

- 124 -

agent(s) may act additively or synergistically. A synergistic combination may allow the use of lower dosages of one or more agents and/or less frequent administration of one or more agents of a combination therapy. A lower dosage or less frequent administration of one or more agents may lower toxicity of the therapy without reducing the efficacy of the therapy.

5 [000279] Another aspect of this invention is a kit comprising a therapeutically effective amount of the tetrahydroquinolinyl or related compound (*e.g.*, a compound of any one of Formula I, I-1, I-A, I-B, II, II-1, II-A, II-B, or other compounds in Section I such as a compound of Formula III, IV, V, or VI), a pharmaceutically acceptable carrier, vehicle or diluent, and optionally at least one additional therapeutic agent listed above.

10 IV. Pharmaceutical Compositions and Dosing Considerations

[000280] As indicated above, the invention provides pharmaceutical compositions, which comprise a therapeutically-effective amount of one or more of the compounds described above, formulated together with one or more pharmaceutically acceptable carriers (additives) and/or diluents. The pharmaceutical compositions may be specially formulated for administration in
15 solid or liquid form, including those adapted for the following: (1) oral administration, for example, drenches (aqueous or non-aqueous solutions or suspensions), tablets, *e.g.*, those targeted for buccal, sublingual, and systemic absorption, boluses, powders, granules, pastes for application to the tongue; (2) parenteral administration, for example, by subcutaneous, intramuscular, intravenous or epidural injection as, for example, a sterile solution or
20 suspension, or sustained-release formulation; (3) topical application, for example, as a cream, ointment, or a controlled-release patch or spray applied to the skin; (4) intravaginally or intrarectally, for example, as a pessary, cream or foam; (5) sublingually; (6) ocularly; (7) transdermally; or (8) nasally.

[000281] The phrase “therapeutically-effective amount” as used herein means that amount
25 of a compound, material, or composition comprising a compound of the present invention which is effective for producing some desired therapeutic effect in at least a sub-population of cells in an animal at a reasonable benefit/risk ratio applicable to any medical treatment.

[000282] The phrase “pharmaceutically acceptable” is employed herein to refer to those
30 compounds, materials, compositions, and/or dosage forms which are, within the scope of sound medical judgment, suitable for use in contact with the tissues of human beings and animals

- 125 -

without excessive toxicity, irritation, allergic response, or other problem or complication, commensurate with a reasonable benefit/risk ratio.

[000283] Wetting agents, emulsifiers and lubricants, such as sodium lauryl sulfate and magnesium stearate, as well as coloring agents, release agents, coating agents, sweetening, 5 flavoring and perfuming agents, preservatives and antioxidants can also be present in the compositions.

[000284] Examples of pharmaceutically-acceptable antioxidants include: (1) water soluble antioxidants, such as ascorbic acid, cysteine hydrochloride, sodium bisulfate, sodium metabisulfite, sodium sulfite and the like; (2) oil-soluble antioxidants, such as ascorbyl 10 palmitate, butylated hydroxyanisole (BHA), butylated hydroxytoluene (BHT), lecithin, propyl gallate, alpha-tocopherol, and the like; and (3) metal chelating agents, such as citric acid, ethylenediamine tetraacetic acid (EDTA), sorbitol, tartaric acid, phosphoric acid, and the like.

[000285] Formulations of the present invention include those suitable for oral, nasal, topical (including buccal and sublingual), rectal, vaginal and/or parenteral administration. The 15 formulations may conveniently be presented in unit dosage form and may be prepared by any methods well known in the art of pharmacy. The amount of active ingredient which can be combined with a carrier material to produce a single dosage form will vary depending upon the host being treated, the particular mode of administration. The amount of active ingredient which can be combined with a carrier material to produce a single dosage form will generally 20 be that amount of the compound which produces a therapeutic effect. Generally, out of one hundred percent, this amount will range from about 0.1 percent to about ninety-nine percent of active ingredient, preferably from about 5 percent to about 70 percent, most preferably from about 10 percent to about 30 percent.

[000286] In certain embodiments, a formulation of the present invention comprises an 25 excipient selected from the group consisting of cyclodextrins, celluloses, liposomes, micelle forming agents, *e.g.*, bile acids, and polymeric carriers, *e.g.*, polyesters and polyanhydrides; and a compound of the present invention. In certain embodiments, an aforementioned formulation renders orally bioavailable a compound of the present invention.

[000287] Methods of preparing these formulations or compositions include the step of 30 bringing into association a compound of the present invention with the carrier and, optionally, one or more accessory ingredients. In general, the formulations are prepared by uniformly and

- 126 -

intimately bringing into association a compound of the present invention with liquid carriers, or finely divided solid carriers, or both, and then, if necessary, shaping the product.

[000288] Formulations of the invention suitable for oral administration may be in the form of capsules, cachets, pills, tablets, lozenges (using a flavored basis, usually sucrose and acacia
5 or tragacanth), powders, granules, or as a solution or a suspension in an aqueous or non-
aqueous liquid, or as an oil-in-water or water-in-oil liquid emulsion, or as an elixir or syrup, or
as pastilles (using an inert base, such as gelatin and glycerin, or sucrose and acacia) and/or as
mouth washes and the like, each containing a predetermined amount of a compound of the
present invention as an active ingredient. A compound of the present invention may also be
10 administered as a bolus, electuary or paste.

[000289] In solid dosage forms of the invention for oral administration (capsules, tablets,
pills, dragees, powders, granules, trouches and the like), the active ingredient is mixed with one
or more pharmaceutically-acceptable carriers, such as sodium citrate or dicalcium phosphate,
and/or any of the following: (1) fillers or extenders, such as starches, lactose, sucrose, glucose,
15 mannitol, and/or silicic acid; (2) binders, such as, for example, carboxymethylcellulose,
alginates, gelatin, polyvinyl pyrrolidone, sucrose and/or acacia; (3) humectants, such as
glycerol; (4) disintegrating agents, such as agar-agar, calcium carbonate, potato or tapioca
starch, alginic acid, certain silicates, and sodium carbonate; (5) solution retarding agents, such
as paraffin; (6) absorption accelerators, such as quaternary ammonium compounds and
20 surfactants, such as poloxamer and sodium lauryl sulfate; (7) wetting agents, such as, for
example, cetyl alcohol, glycerol monostearate, and non-ionic surfactants; (8) absorbents, such
as kaolin and bentonite clay; (9) lubricants, such as talc, calcium stearate, magnesium stearate,
solid polyethylene glycols, sodium lauryl sulfate, zinc stearate, sodium stearate, stearic acid,
and mixtures thereof; (10) coloring agents; and (11) controlled release agents such as
25 crospovidone or ethyl cellulose. In the case of capsules, tablets and pills, the pharmaceutical
compositions may also comprise buffering agents. Solid compositions of a similar type may
also be employed as fillers in soft and hard-shelled gelatin capsules using such excipients as
lactose or milk sugars, as well as high molecular weight polyethylene glycols and the like.

[000290] A tablet may be made by compression or molding, optionally with one or more
30 accessory ingredients. Compressed tablets may be prepared using binder (for example, gelatin
or hydroxypropylmethyl cellulose), lubricant, inert diluent, preservative, disintegrant (for

- 127 -

example, sodium starch glycolate or cross-linked sodium carboxymethyl cellulose), surface-active or dispersing agent. Molded tablets may be made by molding in a suitable machine a mixture of the powdered compound moistened with an inert liquid diluent.

[000291] The tablets, and other solid dosage forms of the pharmaceutical compositions of the present invention, such as dragees, capsules, pills and granules, may optionally be scored or prepared with coatings and shells, such as enteric coatings and other coatings well known in the pharmaceutical-formulating art. They may also be formulated so as to provide slow or controlled release of the active ingredient therein using, for example, hydroxypropylmethyl cellulose in varying proportions to provide the desired release profile, other polymer matrices, liposomes and/or microspheres. They may be formulated for rapid release, *e.g.*, freeze-dried. They may be sterilized by, for example, filtration through a bacteria-retaining filter, or by incorporating sterilizing agents in the form of sterile solid compositions which can be dissolved in sterile water, or some other sterile injectable medium immediately before use. These compositions may also optionally contain opacifying agents and may be of a composition that they release the active ingredient(s) only, or preferentially, in a certain portion of the gastrointestinal tract, optionally, in a delayed manner. Examples of embedding compositions which can be used include polymeric substances and waxes. The active ingredient can also be in micro-encapsulated form, if appropriate, with one or more of the above-described excipients.

[000292] Liquid dosage forms for oral administration of the compounds of the invention include pharmaceutically acceptable emulsions, microemulsions, solutions, suspensions, syrups and elixirs. In addition to the active ingredient, the liquid dosage forms may contain inert diluents commonly used in the art, such as, for example, water or other solvents, solubilizing agents and emulsifiers, such as ethyl alcohol, isopropyl alcohol, ethyl carbonate, ethyl acetate, benzyl alcohol, benzyl benzoate, propylene glycol, 1,3-butylene glycol, oils (in particular, cottonseed, groundnut, corn, germ, olive, castor and sesame oils), glycerol, tetrahydrofuryl alcohol, polyethylene glycols and fatty acid esters of sorbitan, and mixtures thereof.

[000293] Besides inert diluents, the oral compositions can also include adjuvants such as wetting agents, emulsifying and suspending agents, sweetening, flavoring, coloring, perfuming and preservative agents.

[000294] Suspensions, in addition to the active compounds, may contain suspending agents as, for example, ethoxylated isostearyl alcohols, polyoxyethylene sorbitol and sorbitan

- 128 -

esters, microcrystalline cellulose, aluminum metahydroxide, bentonite, agar-agar and tragacanth, and mixtures thereof.

[000295] Formulations of the pharmaceutical compositions of the invention for rectal or vaginal administration may be presented as a suppository, which may be prepared by mixing
5 one or more compounds of the invention with one or more suitable nonirritating excipients or carriers comprising, for example, cocoa butter, polyethylene glycol, a suppository wax or a salicylate, and which is solid at room temperature, but liquid at body temperature and, therefore, will melt in the rectum or vaginal cavity and release the active compound.

[000296] Formulations of the present invention which are suitable for vaginal
10 administration also include pessaries, tampons, creams, gels, pastes, foams or spray formulations containing such carriers as are known in the art to be appropriate.

[000297] Dosage forms for the topical or transdermal administration of a compound of this invention include powders, sprays, ointments, pastes, creams, lotions, gels, solutions, patches and inhalants. The active compound may be mixed under sterile conditions with a
15 pharmaceutically-acceptable carrier, and with any preservatives, buffers, or propellants which may be required.

[000298] The ointments, pastes, creams and gels may contain, in addition to an active compound of this invention, excipients, such as animal and vegetable fats, oils, waxes, paraffins, starch, tragacanth, cellulose derivatives, polyethylene glycols, silicones, bentonites,
20 silicic acid, talc and zinc oxide, or mixtures thereof.

[000299] Powders and sprays can contain, in addition to a compound of this invention, excipients such as lactose, talc, silicic acid, aluminum hydroxide, calcium silicates and polyamide powder, or mixtures of these substances. Sprays can additionally contain customary propellants, such as chlorofluorohydrocarbons and volatile unsubstituted hydrocarbons, such as
25 butane and propane.

[000300] Transdermal patches have the added advantage of providing controlled delivery of a compound of the present invention to the body. Such dosage forms can be made by dissolving or dispersing the compound in the proper medium. Absorption enhancers can also be used to increase the flux of the compound across the skin. The rate of such flux can be

- 129 -

controlled by either providing a rate controlling membrane or dispersing the compound in a polymer matrix or gel.

[000301] Ophthalmic formulations, eye ointments, powders, solutions and the like, are also contemplated as being within the scope of this invention.

5 **[000302]** Pharmaceutical compositions of this invention suitable for parenteral administration comprise one or more compounds of the invention in combination with one or more pharmaceutically-acceptable sterile isotonic aqueous or nonaqueous solutions, dispersions, suspensions or emulsions, or sterile powders which may be reconstituted into sterile injectable solutions or dispersions just prior to use, which may contain sugars, alcohols, 10 antioxidants, buffers, bacteriostats, solutes which render the formulation isotonic with the blood of the intended recipient or suspending or thickening agents.

[000303] Examples of suitable aqueous and nonaqueous carriers which may be employed in the pharmaceutical compositions of the invention include water, ethanol, polyols (such as glycerol, propylene glycol, polyethylene glycol, and the like), and suitable mixtures thereof, 15 vegetable oils, such as olive oil, and injectable organic esters, such as ethyl oleate. Proper fluidity can be maintained, for example, by the use of coating materials, such as lecithin, by the maintenance of the required particle size in the case of dispersions, and by the use of surfactants.

[000304] These compositions may also contain adjuvants such as preservatives, wetting 20 agents, emulsifying agents and dispersing agents. Prevention of the action of microorganisms upon the subject compounds may be ensured by the inclusion of various antibacterial and antifungal agents, for example, paraben, chlorobutanol, phenol sorbic acid, and the like. It may also be desirable to include isotonic agents, such as sugars, sodium chloride, and the like into the compositions. In addition, prolonged absorption of the injectable pharmaceutical form may 25 be brought about by the inclusion of agents which delay absorption such as aluminum monostearate and gelatin.

[000305] In some cases, in order to prolong the effect of a drug, it is desirable to slow the absorption of the drug from subcutaneous or intramuscular injection. This may be accomplished by the use of a liquid suspension of crystalline or amorphous material having 30 poor water solubility. The rate of absorption of the drug then depends upon its rate of dissolution which, in turn, may depend upon crystal size and crystalline form. Alternatively,

- 130 -

delayed absorption of a parenterally-administered drug form is accomplished by dissolving or suspending the drug in an oil vehicle.

[000306] Injectable depot forms are made by forming microencapsule matrices of the subject compounds in biodegradable polymers such as polylactide-polyglycolide. Depending
5 on the ratio of drug to polymer, and the nature of the particular polymer employed, the rate of drug release can be controlled. Examples of other biodegradable polymers include poly(orthoesters) and poly(anhydrides). Depot injectable formulations are also prepared by entrapping the drug in liposomes or microemulsions which are compatible with body tissue.

[000307] When the compounds of the present invention are administered as
10 pharmaceuticals, to humans and animals, they can be given per se or as a pharmaceutical composition containing, for example, 0.1 to 99% (more preferably, 10 to 30%) of active ingredient in combination with a pharmaceutically acceptable carrier.

[000308] The preparations of the present invention may be given orally, parenterally, topically, or rectally. They are of course given in forms suitable for each administration route.
15 For example, they are administered in tablets or capsule form, by injection, inhalation, eye lotion, ointment, suppository, etc. administration by injection, infusion or inhalation; topical by lotion or ointment; and rectal by suppositories. Oral administrations are preferred.

[000309] The phrases "parenteral administration" and "administered parenterally" as used herein means modes of administration other than enteral and topical administration, usually by
20 injection, and includes, without limitation, intravenous, intramuscular, intraarterial, intrathecal, intracapsular, intraorbital, intracardiac, intradermal, intraperitoneal, transtracheal, subcutaneous, subcuticular, intraarticular, subcapsular, subarachnoid, intraspinal and intrasternal injection and infusion.

[000310] The phrases "systemic administration," "administered systemically," "peripheral
25 administration" and "administered peripherally" as used herein mean the administration of a compound, drug or other material other than directly into the central nervous system, such that it enters the patient's system and, thus, is subject to metabolism and other like processes, for example, subcutaneous administration.

[000311] These compounds may be administered to humans and other animals for therapy
30 by any suitable route of administration, including orally, nasally, as by, for example, a spray,

- 131 -

rectally, intravaginally, parenterally, intracisternally and topically, as by powders, ointments or drops, including buccally and sublingually.

[000312] Regardless of the route of administration selected, the compounds of the present invention, which may be used in a suitable hydrated form, and/or the pharmaceutical
5 compositions of the present invention, are formulated into pharmaceutically-acceptable dosage forms by conventional methods known to those of skill in the art.

[000313] Actual dosage levels of the active ingredients in the pharmaceutical compositions of this invention may be varied so as to obtain an amount of the active ingredient which is effective to achieve the desired therapeutic response for a particular patient,
10 composition, and mode of administration, without being toxic to the patient.

[000314] The selected dosage level will depend upon a variety of factors including the activity of the particular compound of the present invention employed, or the ester, salt or amide thereof, the route of administration, the time of administration, the rate of excretion or metabolism of the particular compound being employed, the rate and extent of absorption, the
15 duration of the treatment, other drugs, compounds and/or materials used in combination with the particular compound employed, the age, sex, weight, condition, general health and prior medical history of the patient being treated, and like factors well known in the medical arts.

[000315] A physician or veterinarian having ordinary skill in the art can readily determine and prescribe the effective amount of the pharmaceutical composition required. For example,
20 the physician or veterinarian could start doses of the compounds of the invention employed in the pharmaceutical composition at levels lower than that required in order to achieve the desired therapeutic effect and gradually increase the dosage until the desired effect is achieved.

[000316] In general, a suitable daily dose of a compound of the invention will be that amount of the compound which is the lowest dose effective to produce a therapeutic effect.
25 Such an effective dose will generally depend upon the factors described above. Preferably, the compounds are administered at about 0.01 mg/kg to about 200 mg/kg, more preferably at about 0.1 mg/kg to about 100 mg/kg, even more preferably at about 0.5 mg/kg to about 50 mg/kg. When the compounds described herein are co-administered with another agent (*e.g.*, as sensitizing agents), the effective amount may be less than when the agent is used alone.

- 132 -

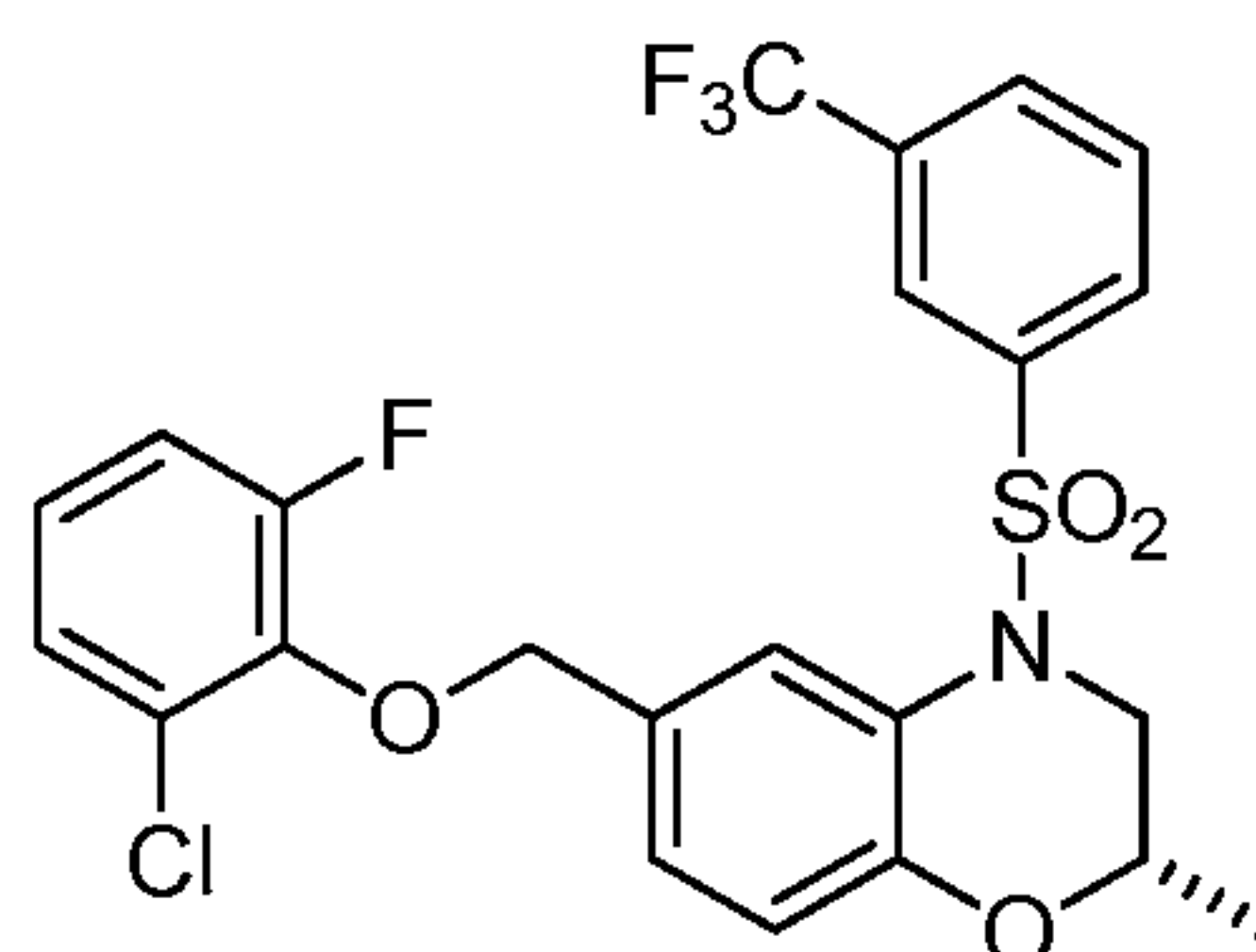
[000317] If desired, the effective daily dose of the active compound may be administered as two, three, four, five, six or more sub-doses administered separately at appropriate intervals throughout the day, optionally, in unit dosage forms. Preferred dosing is one administration per day.

- 5 [000318] The invention further provides a unit dosage form (such as a tablet or capsule) comprising a tetrahydroquinolinyl or related compound described herein in a therapeutically effective amount for the treatment of a medical disorder described herein.

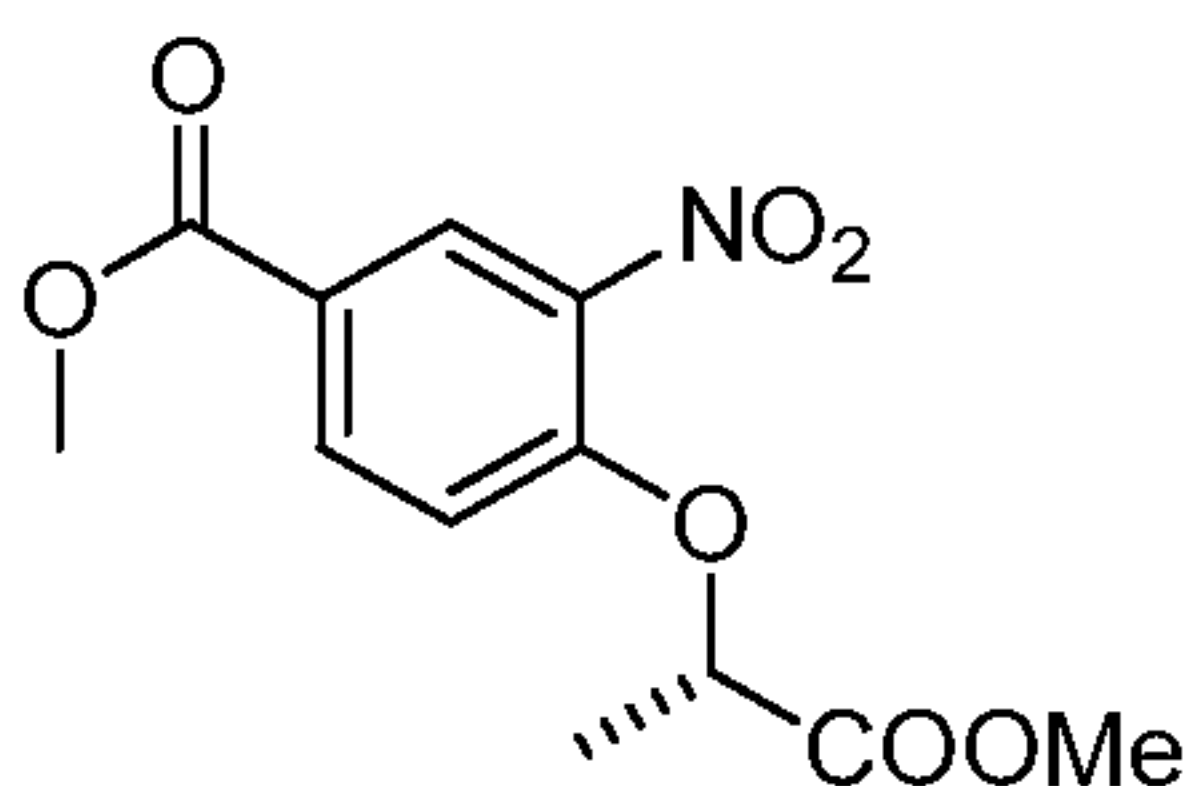
EXAMPLES

- 10 [000319] The invention now being generally described, will be more readily understood by reference to the following examples, which are included merely for purposes of illustration of certain aspects and embodiments of the present invention, and are not intended to limit the invention. Starting materials described herein can be obtained from commercial sources or may be readily prepared from commercially available materials using transformations known to those of skill in the art.

- 15 ***EXAMPLE 1*** – Synthesis of (*S*)-6-((2-Chloro-6-fluorophenoxy)methyl)-2-methyl-4-((3-(trifluoromethyl)phenyl)sulfonyl)-3,4-dihydro-2*H*-benzo[*b*][1,4]oxazine



Part I – Synthesis of Methyl (*S*)-4-((1-methoxy-1-oxopropan-2-yl)oxy)-3-nitrobenzoate

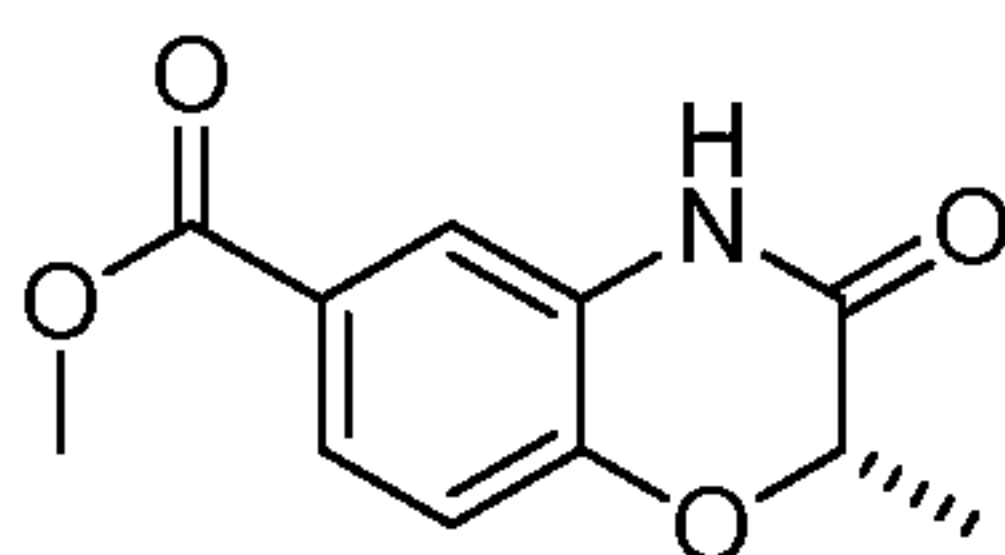


- 20 [000320] Methyl-4-hydroxy-3-nitrobenzoate (3 g, 13.76 mmol), methyl-(*R*)-lactate (1.433 g, 13.8 mmol), and triphenylphosphine (4.33 g, 16.5 mmol) were suspended in

- 133 -

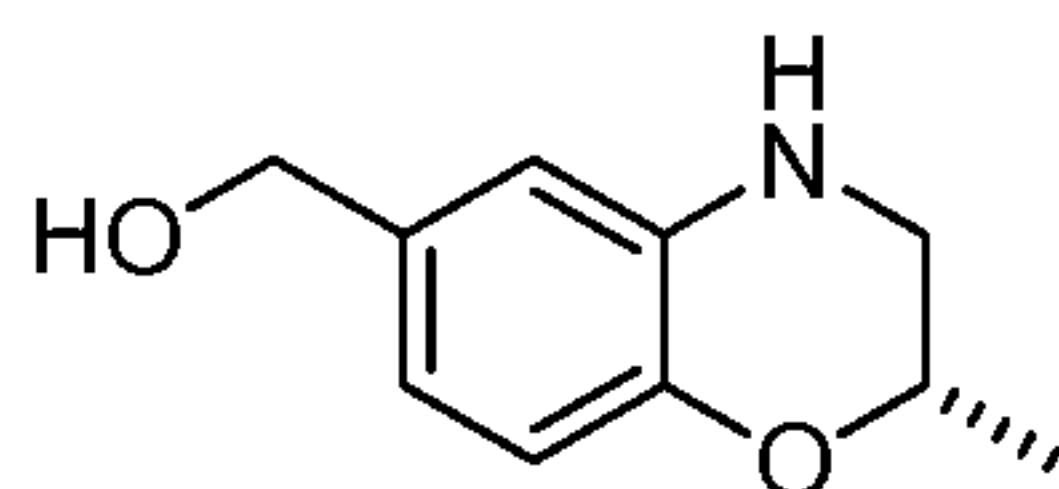
dichloromethane (36 mL), and diisopropyl azodicarboxylate (3.25 mL, 16.51 mmol) was added dropwise. The reaction mixture was stirred at room temperature for one hour, and then the crude was washed with water, dried (Na₂SO₄), and concentrated to provide a residue. The residue was purified via MPLC eluting with a gradient of ethyl acetate in hexanes, followed by a second MPLC purification eluting with dichloromethane to afford methyl (*S*)-4-((1-methoxy-1-oxopropan-2-yl)oxy)-3-nitrobenzoate (2.56 g, 66%) as a light yellow oil. ¹H-NMR (400 MHz, DMSO-*d*₆) δ 8.37 (s, 1H), 8.12 (d, 1H), 7.36 (d, 1H), 5.40 (q, 1H), 3.83 (s, 3H), 3.65 (s, 3H), 1.54 (d, 3H).

Part II – Synthesis of Methyl (*S*)-2-methyl-3-oxo-3,4-dihydro-2*H*-benzo[*b*][1,4]oxazine-6-carboxylate



[000321] Methyl (*S*)-4-((1-methoxy-1-oxopropan-2-yl)oxy)-3-nitrobenzoate (2.38 g, 8.42 mmol) was dissolved in acetic acid (30 mL) and powdered iron (2.35 g, 42.1 mmol) was added. The mixture was heated to 70 °C for two hours. Then, the resulting suspension was filtered through a pad of Celite, and the material was washed through with ethyl acetate. The filtrate was then partitioned between ethyl acetate and water, and the organic phase was washed a second time with water, washed with brine, and concentrated to provide a residue. The residue was purified by MPLC, eluting with a gradient of hexanes and ethyl acetate (85:15 to 3:7) to afford methyl (*S*)-2-methyl-3-oxo-3,4-dihydro-2*H*-benzo[*b*][1,4]oxazine-6-carboxylate (1.16 g, 62%) as a white solid. ¹H-NMR (400 MHz, DMSO-*d*₆) δ 10.81 (s, 1H), 7.52 (m, 2H), 7.02 (d, 1H), 4.77 (q, 1H), 3.79 (s, 3H), 1.42 (d, 3H).

Part III – Synthesis of (*S*)-(2-Methyl-3,4-dihydro-2*H*-benzo[*b*][1,4]oxazin-6-yl)methanol

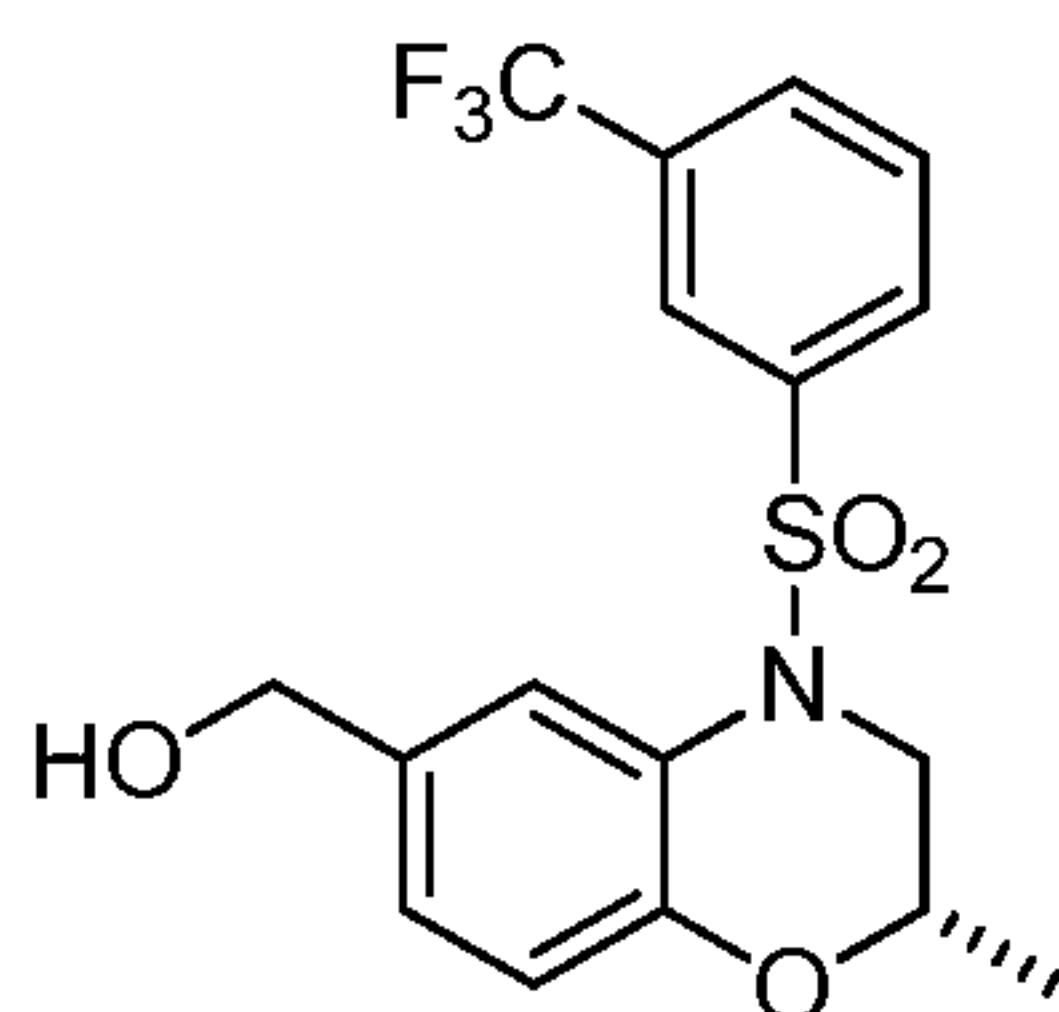


[000322] To a solution of methyl (*S*)-2-methyl-3-oxo-3,4-dihydro-2*H*-benzo[*b*][1,4]oxazine-6-carboxylate (1.16 g, 5.24 mmol) in anhydrous THF (26 mL) at ambient temperature was carefully added 1M solution of lithium aluminum hydride in diethyl ether

- 134 -

(20.98 mL, 20.98 mmol). The mixture was heated in an oil bath at 50 °C overnight. The resulting crude mixture was carefully treated with 0.75 mL water, then 0.75 mL of 15% NaOH solution, and then 2.25 mL of water. The resulting mixture was stirred vigorously for several minutes, and then filtered. The filtrate was concentrated to afford the title compound (0.96 g, 102%) which was used without purification. ¹H-NMR (400 MHz, DMSO-*d*₆) δ 6.50 (m, 2H), 6.36 (d, 1H), 5.66 (s, 1H), 4.86 (t, 1H), 4.26 (d, 2H), 4.01 (m, 1H), 3.24 (m, 1H), 2.87 (m, 1H), 1.22 (d, 3H).

Part IV – Synthesis of (*S*)-(2-Methyl-4-((3-(trifluoromethyl)phenyl)sulfonyl)-3,4-dihydro-2*H*-benzo[*b*][1,4]oxazin-6-yl)methanol

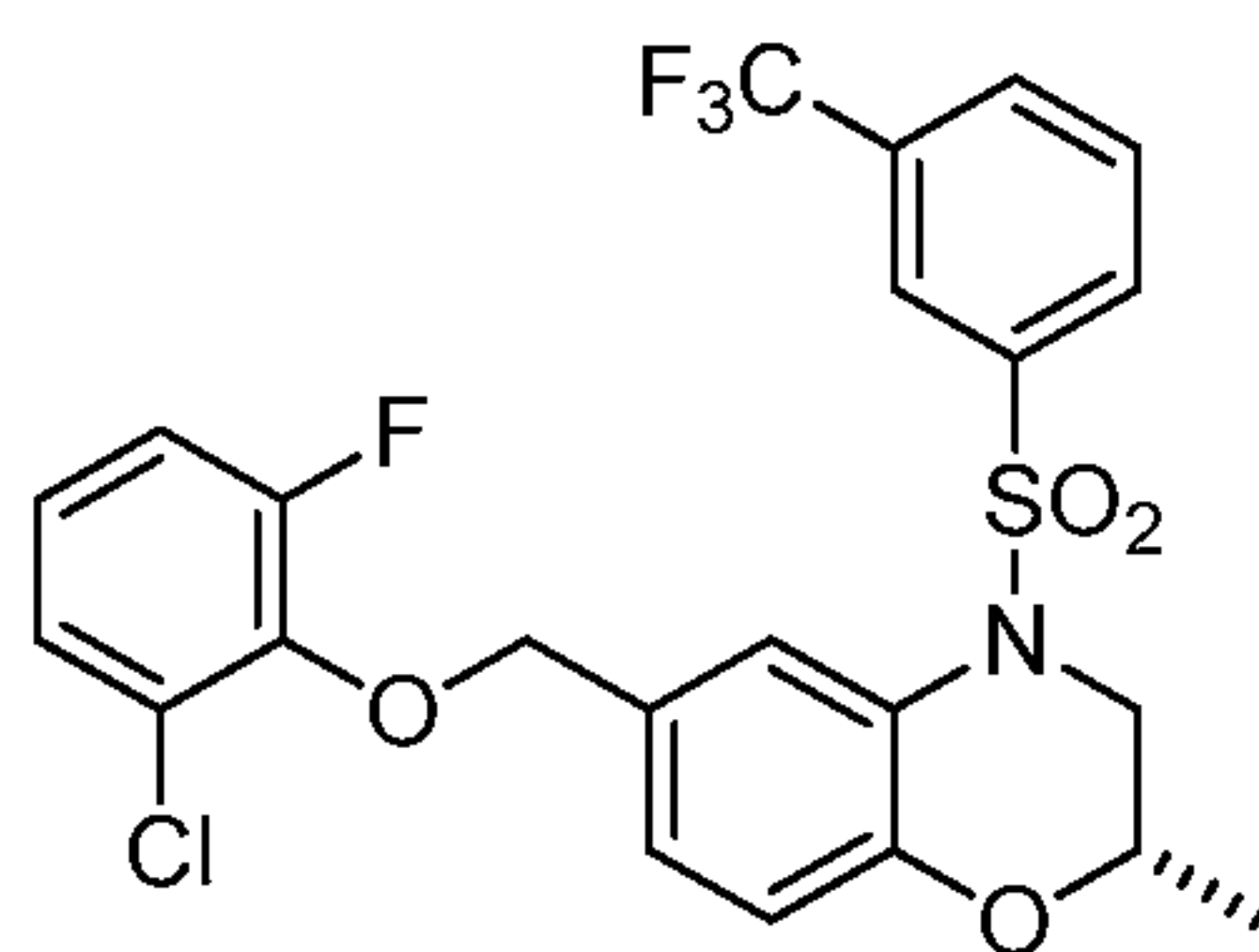


10

[000323] (*S*)-(2-Methyl-3,4-dihydro-2*H*-benzo[*b*][1,4]oxazin-6-yl)methanol (0.9 g, 5.02 mmol), 3-(trifluoromethyl)benzenesulfonyl chloride (3.07g, 12.5 mmol), and potassium carbonate (2.08 g, 15.1 mmol) were suspended in acetone, and the mixture was shaken at room temperature for 18 hours. Next, the crude was filtered, and the filtrate was concentrated onto silica gel and purified by chromatography delivering the title compound. ¹H-NMR (400 MHz, DMSO-*d*₆) δ 8.08 (d, 1H), 7.97 (m, 2H), 7.81 (t, 1H), 7.65 (s, 1H), 6.99 (d, 1H), 6.74 (d, 1H), 5.18 (bs, 1H), 4.40 (s, 2H), 4.35 (d, 1H), 3.45 (m, 1H), 3.22 (m, 1H), 1.18 (d, 3H).

15

Part V – Synthesis of (*S*)-6-((2-Chloro-6-fluorophenoxy)methyl)-2-methyl-4-((3-(trifluoromethyl)phenyl)sulfonyl)-3,4-dihydro-2*H*-benzo[*b*][1,4]oxazine



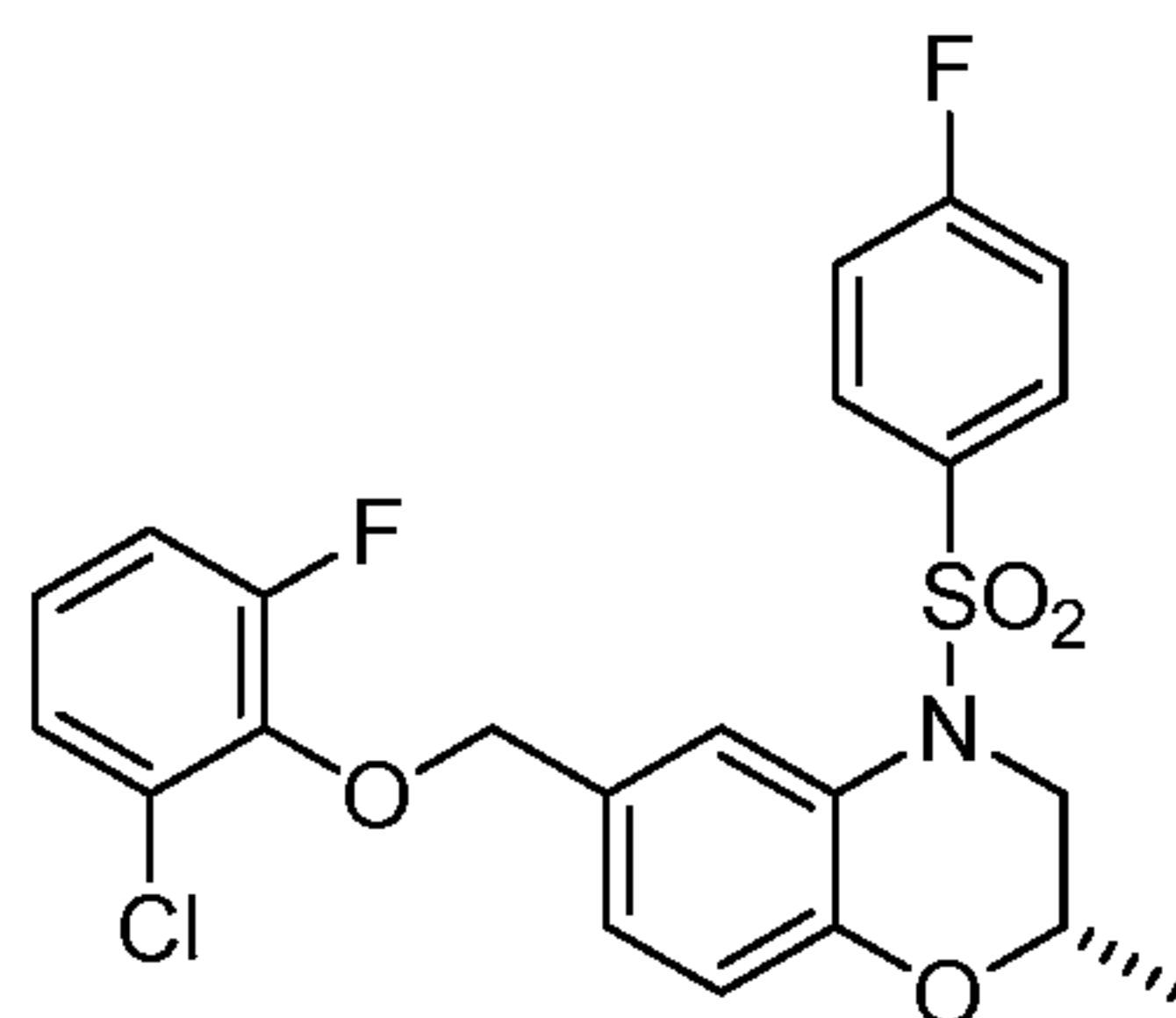
20

[000324] (*S*)-(2-Methyl-4-((3-(trifluoromethyl)phenyl)sulfonyl)-3,4-dihydro-2*H*-benzo[*b*][1,4]oxazin-6-yl)methanol (1.28 g, 3.304 mmol), 2-chloro-6-fluorophenol (0.484 g,

- 135 -

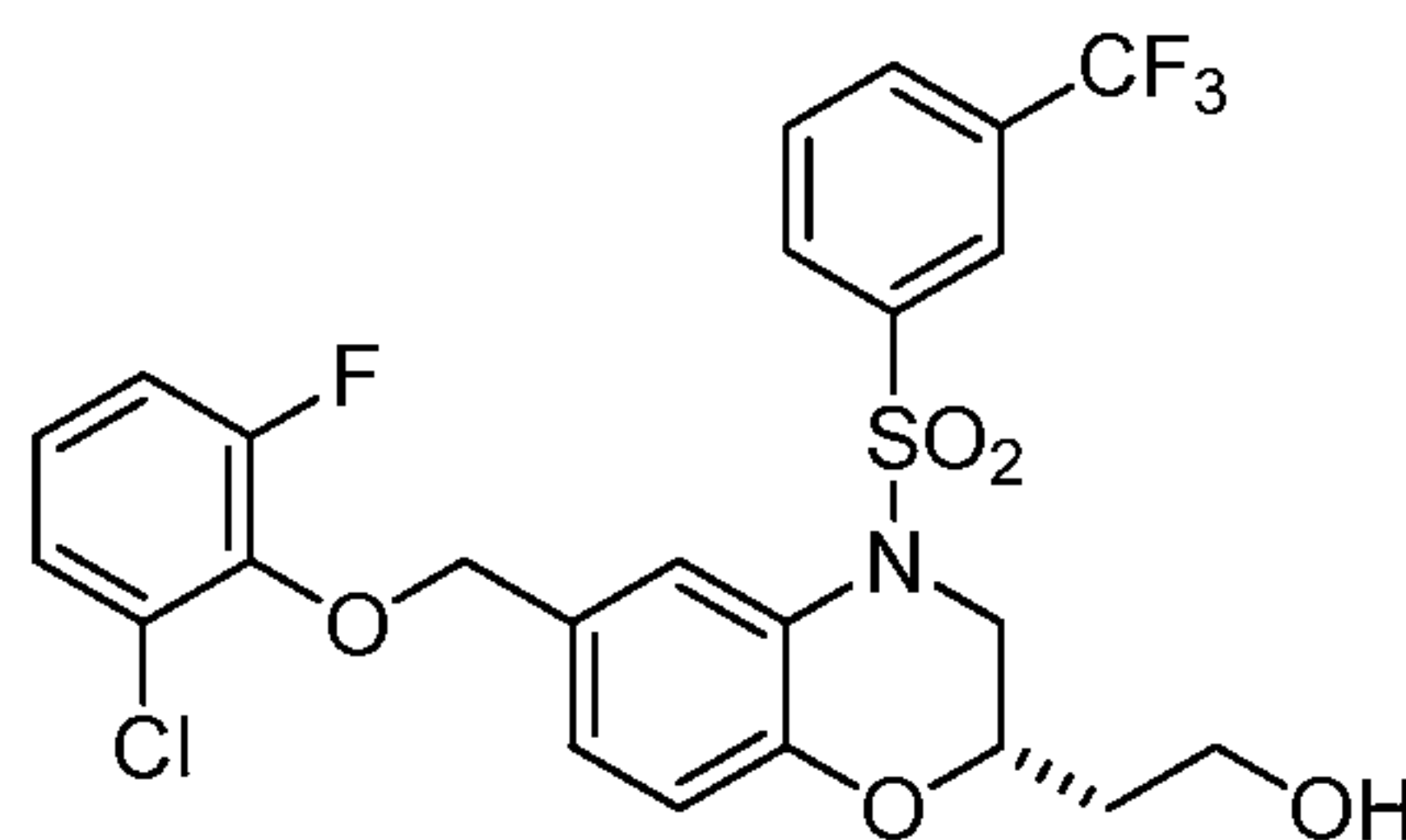
3.304 mmol), and triphenylphosphine (1.04 g, 3.965 mmol) were suspended in dichloromethane (7 mL), and diisopropylazodicarboxylate (0.78 mL, 3.965 mmol) was added dropwise. The reaction mixture was stirred at room temperature for one hour, then washed with water, dried (Na₂SO₄) and concentrated to provide a residue. The residue was purified via
 5 MPLC, eluting with a gradient of 0-5% methanol in dichloromethane to afford the title compound (1.3 g, 73%). ¹H-NMR (400 MHz, DMSO-*d*₆) δ 8.08 (d, 1H), 7.94 (m, 2H), 7.80 (m, 2H), 7.27 (m, 2H), 7.13 (m, 2H), 6.80 (d, 1H), 5.03 (s, 2H), 4.36 (d, 1H), 3.49 (m, 1H), 3.25 (m, 1H), 1.19 (d, 3H).

EXAMPLE 2 – Preparation of (S)-6-((2-Chloro-6-fluorophenoxy)methyl)-4-((4-fluorophenyl)sulfonyl)-2-methyl-3,4-dihydro-2H-benzo[b][1,4]oxazine
 10

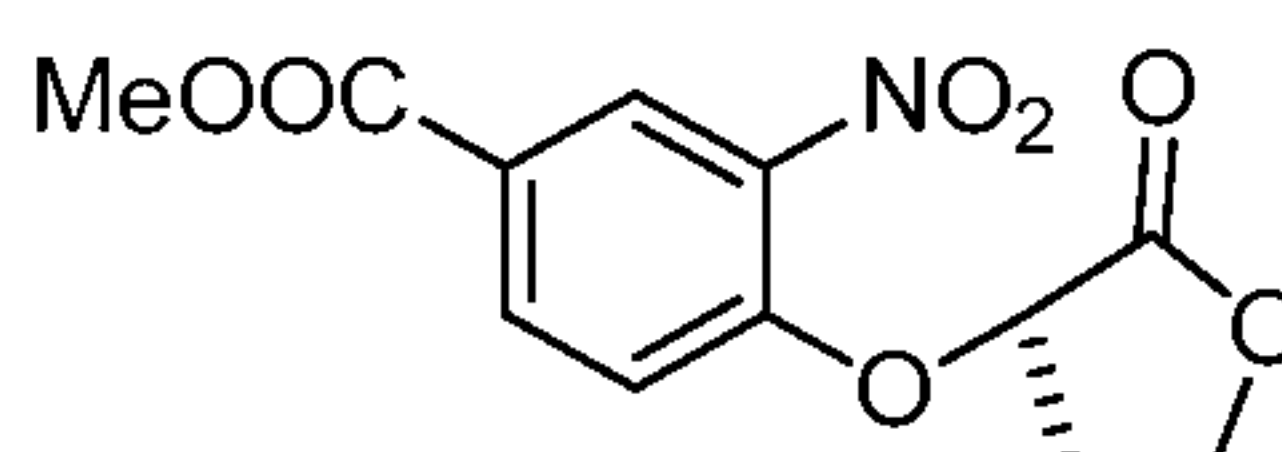


[000325] The title compound was prepared based on experimental procedures described in Examples 4 and 5 and the detailed description. (ES, *m/z*): (M+NH₄)⁺ 466.

EXAMPLE 3 – Synthesis of (S)-2-(6-((2-Chloro-6-fluorophenoxy)methyl)-4-((3-(trifluoromethyl)phenyl)sulfonyl)-3,4-dihydro-2H-benzo[b][1,4]oxazin-2-yl)ethan-1-ol
 15



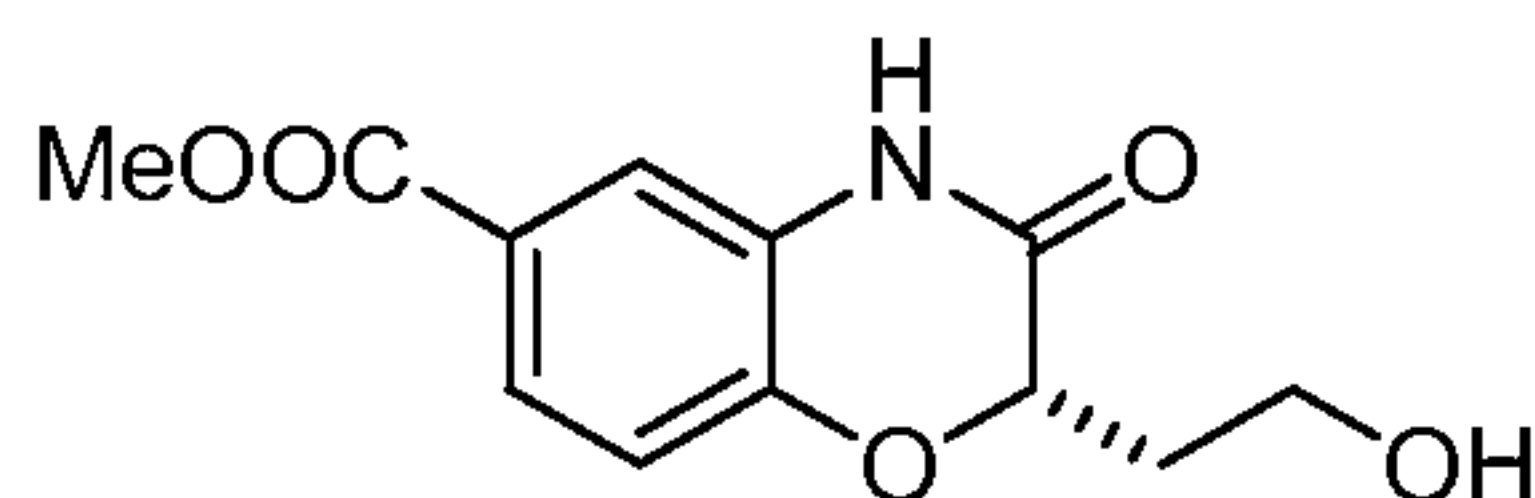
Part I – Synthesis of Methyl (R)-3-Nitro-4-((2-oxotetrahydrofuran-3-yl)oxy)benzoate



- 136 -

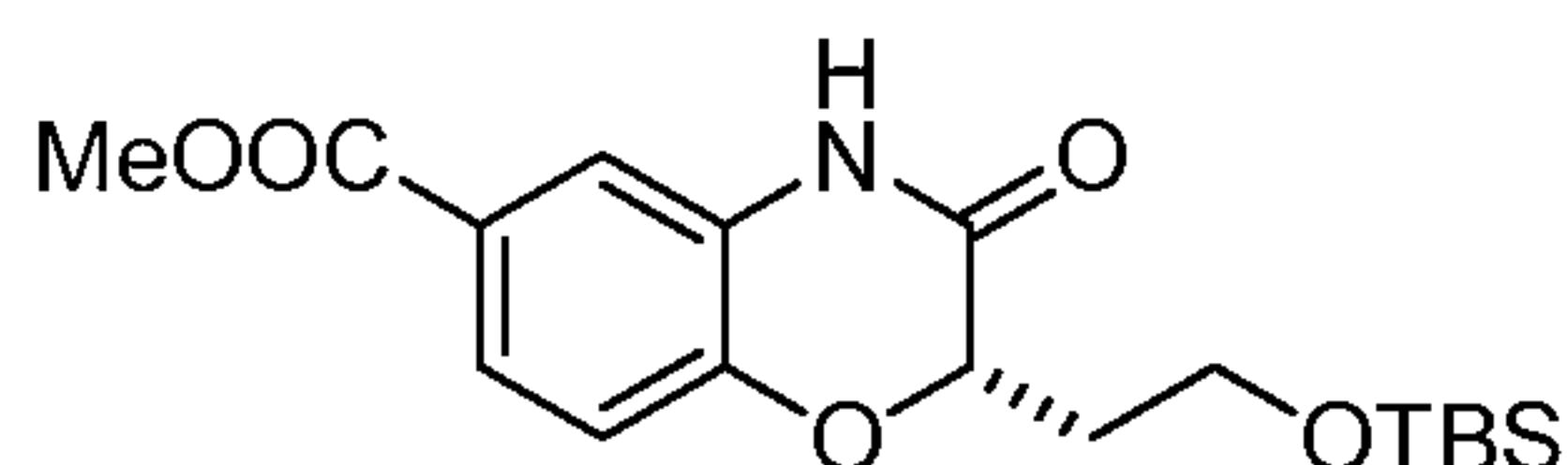
[000326] Methyl 4-hydroxy-3-nitrobenzoate (2.0 g, 10.2 mmol), (3*R*)-3-hydroxytetrahydrofuran-2-one (1.036 g, 10.2 mmol), and triphenylphosphine (3.19 g, 12.2 mmol) were suspended in dichloromethane (25 mL), the reaction vessel was cooled in an ice bath, and diisopropyl azodicarboxylate (2.40 mL, 12.2 mmol) was added dropwise to the reaction mixture. The reaction mixture was stirred at room temperature for one hour, then washed with water, dried (Na₂SO₄), and concentrated. The concentrate was purified via MPLC (Two columns: the first column eluting first with dichloromethane, the second column to purify further eluting with a gradient of 15-70% ethyl acetate in hexanes) to afford methyl (*R*)-3-nitro-4-((2-oxotetrahydrofuran-3-yl)oxy)benzoate (2.15 g, 75%). ¹H-NMR (400 MHz, DMSO-*d*₆) δ 8.38 (s, 1H), 8.20 (d, 1H), 7.62 (d, 1H), 5.71 (t, 1H), 4.44 (t, 1H), 4.28 (m, 1H), 3.84 (s, 3H), 2.80 (m, 1H), 2.35 (m, 1H).

Part II – Synthesis of Methyl (*S*)-2-(2-hydroxyethyl)-3-oxo-3,4-dihydro-2*H*-benzo[*b*][1,4]oxazine-6-carboxylate



[000327] Methyl (*R*)-3-nitro-4-((2-oxotetrahydrofuran-3-yl)oxy)benzoate (2.15 g, 7.65 mmol) was dissolved in acetic acid (25 mL) and powdered iron (2.14 g, 38.2 mmol) was added. The reaction mixture was heated to 70 °C for two hours. Then, the suspension was filtered through a pad of Celite. The filtrate was partitioned between ethyl acetate and water. The organic phase was washed with saturated sodium bicarbonate, washed with brine, and then concentrated to provide a residue. The residue was purified via MPLC eluting with a gradient of 15-70% ethyl acetate in hexanes to afford methyl (*S*)-2-(2-hydroxyethyl)-3-oxo-3,4-dihydro-2*H*-benzo[*b*][1,4]oxazine-6-carboxylate. ¹H-NMR (400 MHz, DMSO-*d*₆) δ 10.81 (bs, 1H), 7.52 (d, 1H), 7.47 (s, 1H), 7.02 (d, 1H), 4.75 (m, 1H), 4.63 (t, 1H), 3.78 (s, 3H), 3.55 (m, 2H), 1.95 (m, 1H), 1.80 (m, 1H).

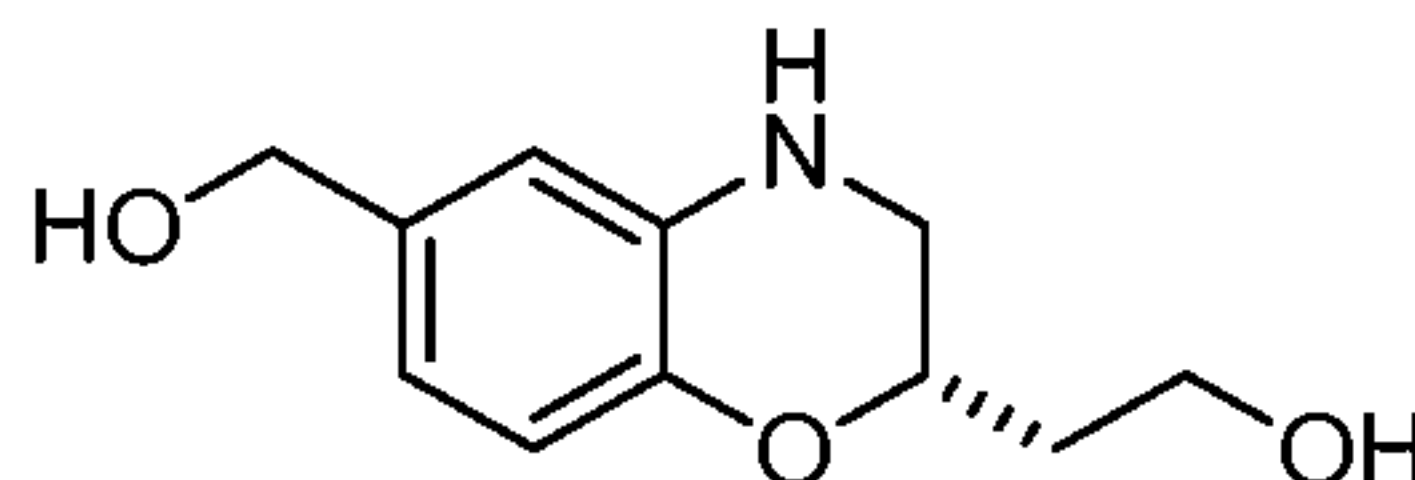
Part III – Synthesis of Methyl (*S*)-2-(2-((*tert*-butyldimethylsilyl)oxy)ethyl)-3-oxo-3,4-dihydro-2*H*-benzo[*b*][1,4]oxazine-6-carboxylate



- 137 -

[000328] Methyl (*S*)-2-(2-hydroxyethyl)-3-oxo-3,4-dihydro-2*H*-benzo[*b*][1,4]oxazine-6-carboxylate (1.24 g, 4.94 mmol), *tert*-butyldimethylsilyl chloride (0.967 g, 6.42 mmol), and imidazole (0.672 g, 9.87 mmol) were suspended in DMF (16 mL), and stirred at room temperature overnight. The resulting mixture was partitioned between water and ethyl acetate, and the organic layer was washed twice with water, washed with brine, dried (Na₂SO₄), and concentrated to provide a residue. The residue was purified via MPLC, eluting with a gradient of 5-30% ethyl acetate in hexanes to afford methyl (*S*)-2-(2-((*tert*-butyldimethylsilyl)oxy)ethyl)-3-oxo-3,4-dihydro-2*H*-benzo[*b*][1,4]oxazine-6-carboxylate (1.20 g, 67%). ¹H-NMR (400 MHz, DMSO-*d*₆) δ 10.82 (bs, 1H), 7.52 (d, 1H), 7.46 (s, 1H), 7.01 (d, 1H), 4.70 (m, 1H), 3.79 (s, 3H), 3.73 (m, 2H), 2.00 (m, 1H), 1.87 (m, 1H), 0.81 (s, 9H), 0.00 (s, 6H).

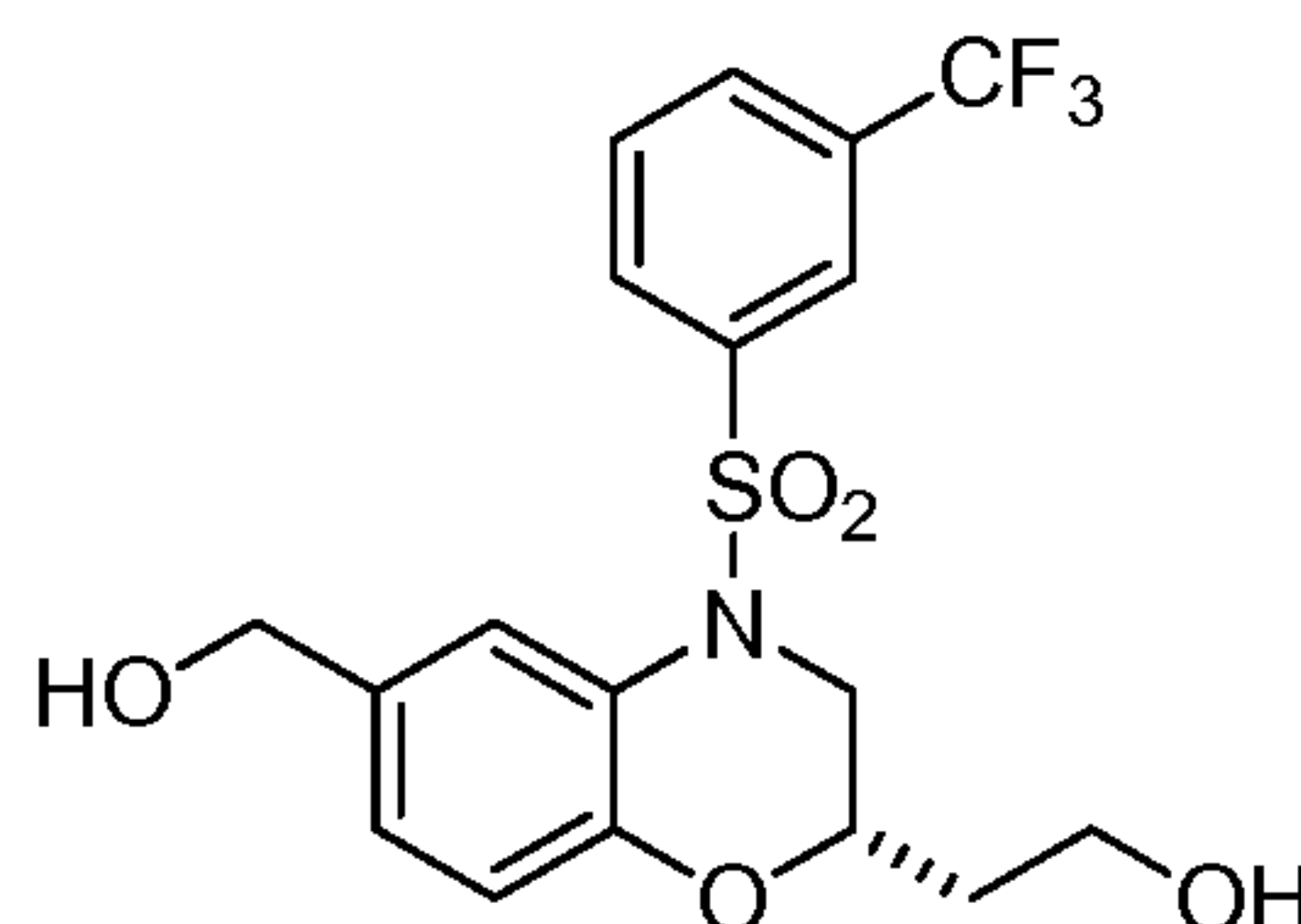
Part IV – Synthesis of (*S*)-2-(6-(Hydroxymethyl)-3,4-dihydro-2*H*-benzo[*b*][1,4]oxazin-2-yl)ethan-1-ol



[000329] Methyl (*S*)-2-(2-((*tert*-butyldimethylsilyl)oxy)ethyl)-3-oxo-3,4-dihydro-2*H*-benzo[*b*][1,4]oxazine-6-carboxylate (1.2 g, 3.283 mmol) was dissolved in anhydrous THF (16 mL) and a 1M solution of lithium aluminum hydride in ether (13.1 mL, 13.1 mmol) was added. The mixture was heated in an oil bath at 50 °C overnight. Then, the crude mixture was carefully treated with water (0.5 mL), 15% NaOH (0.5 mL), and then treated again with water (1.5 mL). The resulting mixture was stirred vigorously for several minutes and then filtered. The filtrate was concentrated onto silica gel and purified by MPLC delivering (*S*)-2-(6-(hydroxymethyl)-3,4-dihydro-2*H*-benzo[*b*][1,4]oxazin-2-yl)ethan-1-ol as a clear oil (0.62 g, 90%). ¹H-NMR (400 MHz, DMSO-*d*₆) δ 6.51 (m, 2H), 6.36 (d, 1H), 5.65 (bs, 1H), 4.85 (t, 1H), 4.51 (t, 1H), 4.23 (d, 2H), 4.02 (m, 1H), 3.53 (m, 2H), 3.27 (m, 1H), 2.92 (m, 1H), 1.67 (m, 2H).

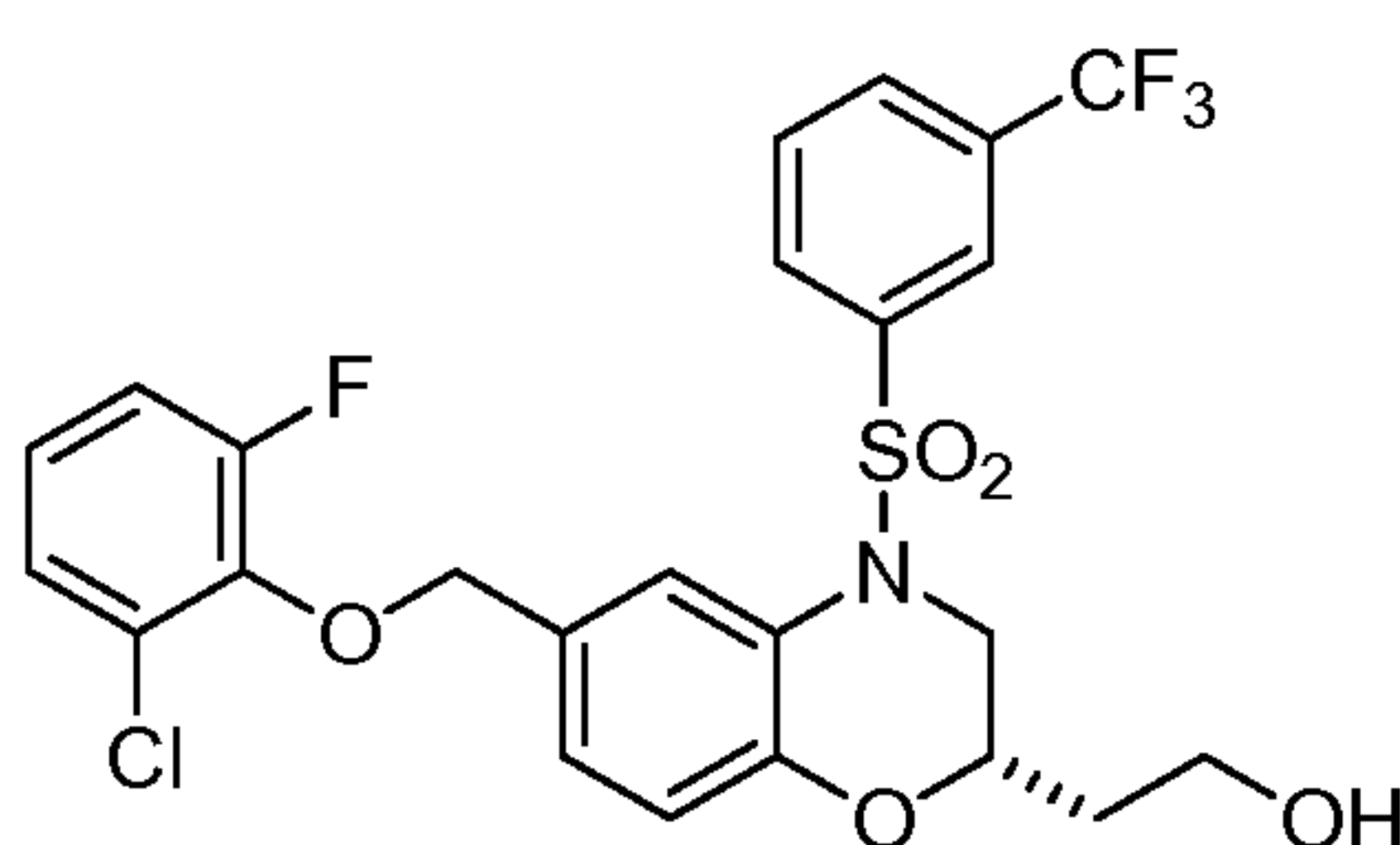
- 138 -

Part V – Synthesis of (S)-2-(6-(Hydroxymethyl)-4-((3-(trifluoromethyl)phenyl)sulfonyl)-3,4-dihydro-2H-benzo[b][1,4]oxazin-2-yl)ethan-1-ol



[000330] (S)-2-(6-(Hydroxymethyl)-3,4-dihydro-2H-benzo[b][1,4]oxazin-2-yl)ethan-1-ol
 5 (0.62 g, 2.96 mmol) and 3-(trifluoromethyl)benzenesulfonyl chloride (1.812 g, 7.408 mmol) were suspended in acetone (30 mL), and potassium carbonate (1.23 g, 8.89 mmol) was added. The mixture was stirred at room temperature overnight. Then, the crude mixture was then filtered, and the filtrate was concentrated onto silica gel and purified by MPLC affording (S)-2-(6-(hydroxymethyl)-4-((3-(trifluoromethyl)phenyl)sulfonyl)-3,4-dihydro-2H-
 10 benzo[b][1,4]oxazin-2-yl)ethan-1-ol (0.8 g, 65%). ¹H-NMR (400 MHz, DMSO-*d*₆) δ 8.06 (d, 1H), 7.92 (m, 2H), 7.80 (t, 1H), 7.64 (s, 1H), 6.98 (d, 1H), 6.73 (d, 1H), 5.15 (t, 1H), 4.55 (t, 1H), 4.39 (m, 3H), 3.43 (m, 3H), 3.26 (m, 1H), 1.61 (m, 2H).

Part VI – Synthesis of (S)-2-(6-((2-Chloro-6-fluorophenoxy)methyl)-4-((3-(trifluoromethyl)phenyl)sulfonyl)-3,4-dihydro-2H-benzo[b][1,4]oxazin-2-yl)ethan-1-ol



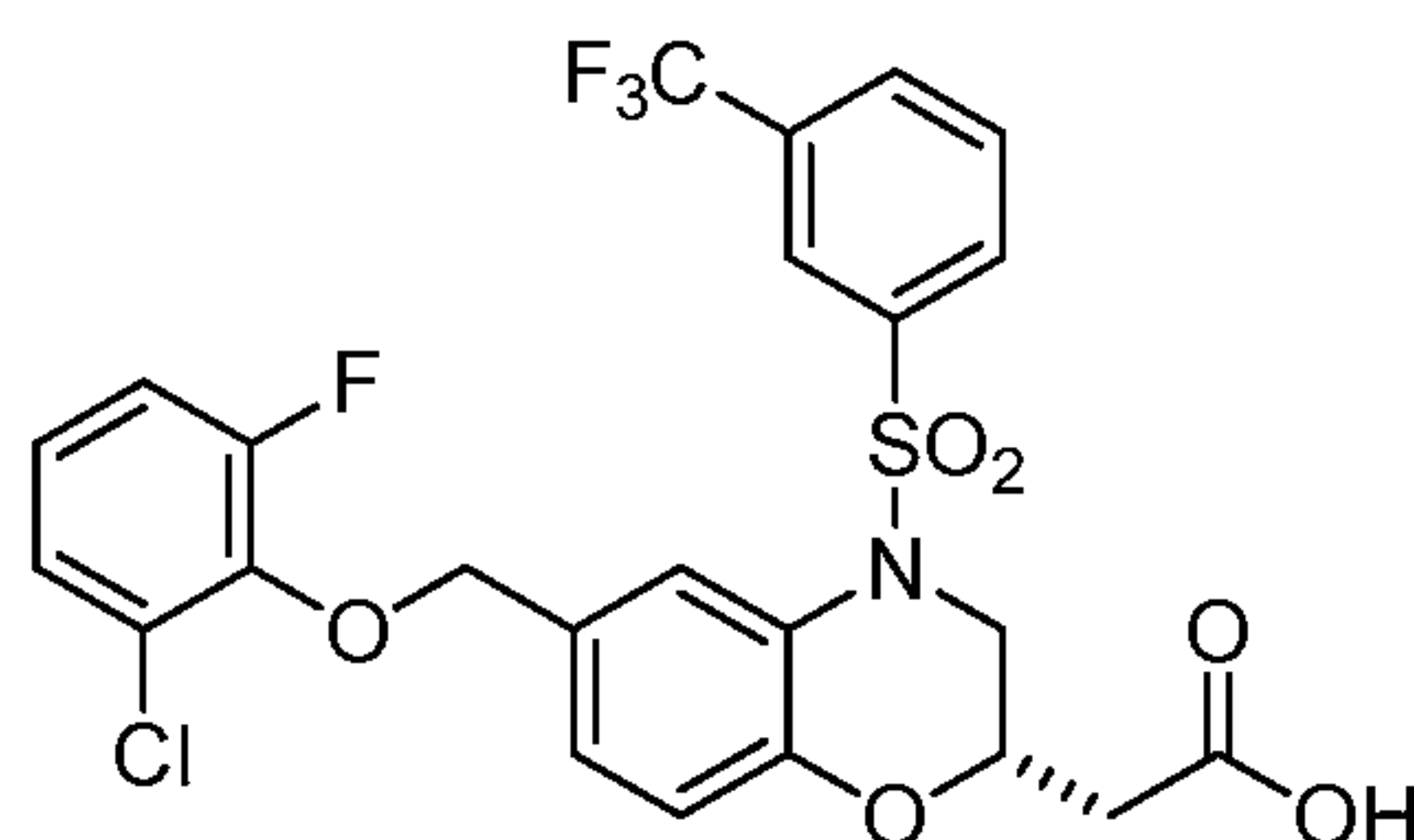
15

[000331] (S)-2-(6-(Hydroxymethyl)-4-((3-(trifluoromethyl)phenyl)sulfonyl)-3,4-dihydro-
 2H-benzo[b][1,4]oxazin-2-yl)ethan-1-ol (0.1 g, 0.24 mmol), 2-chloro-6-fluorophenol (0.035 g,
 0.24 mmol), and triphenylphosphine (0.075 g, 0.287 mmol) were suspended in
 dichloromethane (3 mL), and diisopropylazodicarboxylate (0.057 mL, 0.287 mmol) was added
 20 dropwise. The reaction mixture was stirred at room temperature for one hour, washed with
 water, dried (Na₂SO₄) and concentrated to provide a residue. The residue was purified by
 MPLC twice (2 columns: first, eluting with a gradient of 10-40% ethyl acetate in hexanes;

- 139 -

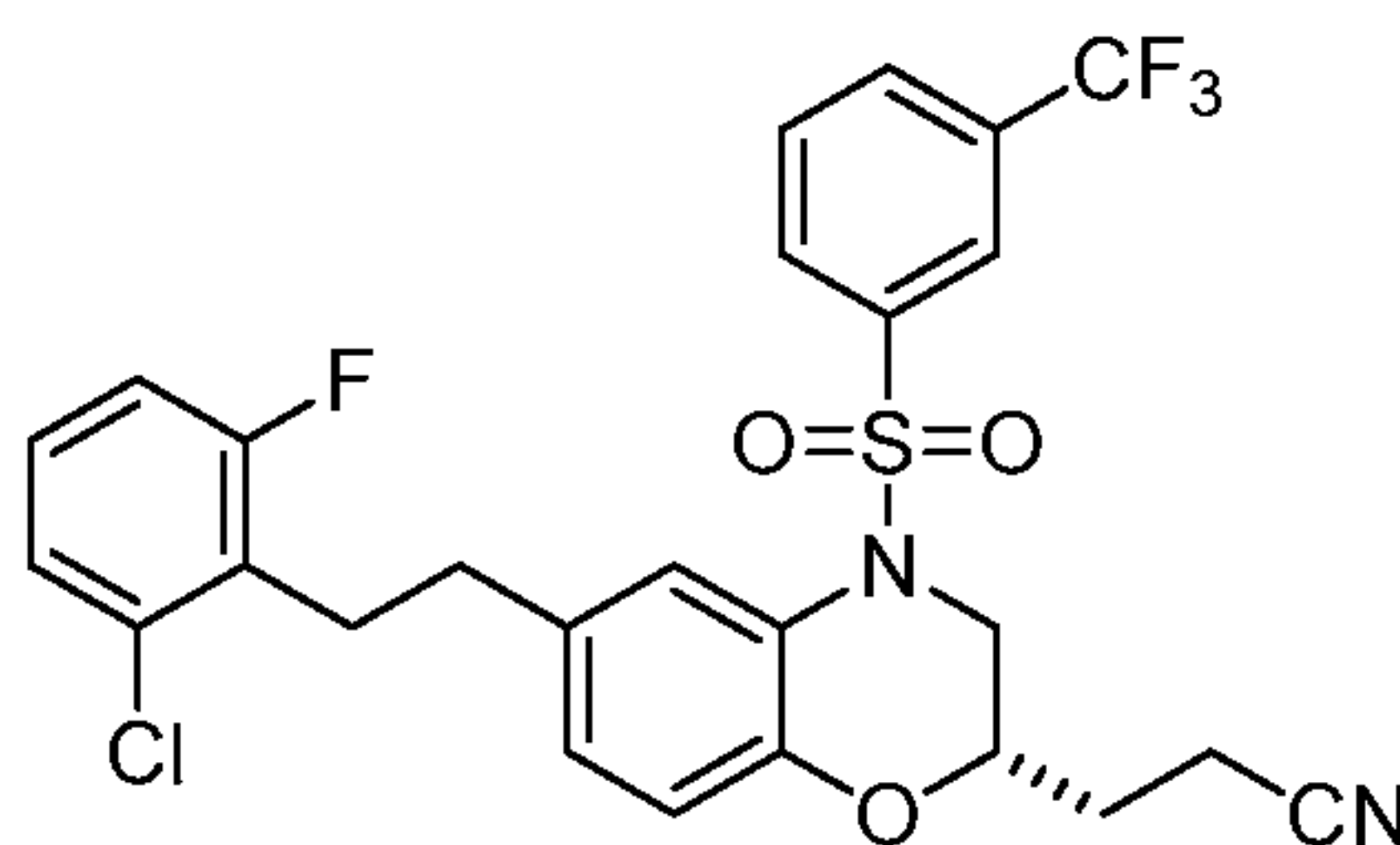
second eluting with dichloromethane) to afford (*S*)-2-(6-((2-chloro-6-fluorophenoxy)methyl)-4-((3-(trifluoromethyl)phenyl)sulfonyl)-3,4-dihydro-2*H*-benzo[*b*][1,4]oxazin-2-yl)ethan-1-ol (0.125 g, 89%). ¹H-NMR (400 MHz, DMSO-*d*₆) δ 8.07 (d, 1H), 7.93 (s, 1H), 7.84 (d, 1H), 7.78 (m, 2H), 7.27 (m, 2H), 7.13 (m, 2H), 6.81 (d, 1H), 5.05 (s, 2H), 4.56 (t, 1H), 4.40 (d, 1H), 3.43 (m, 3H), 3.25 (m, 1H), 1.64 (m, 2H).

EXAMPLE 4 – Synthesis of (*S*)-2-(6-((2-Chloro-6-fluorophenoxy)methyl)-4-((3-(trifluoromethyl)phenyl)sulfonyl)-3,4-dihydro-2*H*-benzo[*b*][1,4]oxazin-2-yl)acetic acid

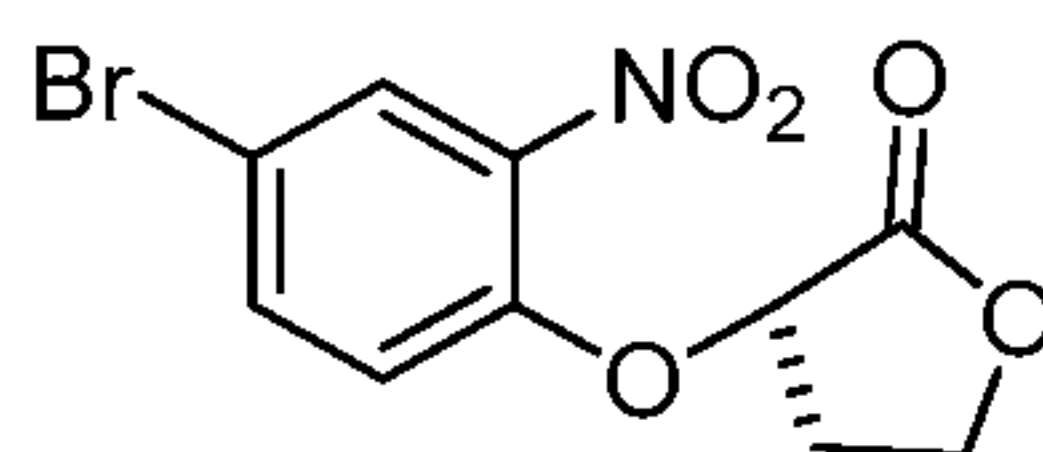


[000332] (*S*)-2-(6-((2-Chloro-6-fluorophenoxy)methyl)-4-((3-(trifluoromethyl)phenyl)sulfonyl)-3,4-dihydro-2*H*-benzo[*b*][1,4]oxazin-2-yl)ethan-1-ol (30 mg, 0.055 mmol) was dissolved in acetone (2 mL) and Jones' reagent was added dropwise until the orange color remained. Then, isopropyl alcohol was added dropwise until the orange color was gone. Next, the solution was decanted, and concentrated, then re-dissolved in methanol and purified by preparative HPLC eluting with a gradient of water (containing 0.05% trifluoroacetic acid) and acetonitrile to afford (*S*)-2-(6-((2-chloro-6-fluorophenoxy)methyl)-4-((3-(trifluoromethyl)phenyl)sulfonyl)-3,4-dihydro-2*H*-benzo[*b*][1,4]oxazin-2-yl)acetic acid (10 mg, 33%) as a white solid. ¹H-NMR (400 MHz, DMSO-*d*₆) δ 8.10 (m, 1H), 7.96 (s, 1H), 7.81 (m, 3H), 7.27 (m, 2H), 7.13 (m, 2H), 6.80 (d, 1H), 6.49 (bs, 1H), 5.04 (s, 2H), 4.45 (d, 1H), 3.63 (m, 1H), 3.33 (m, 1H), 2.78 (dd, 1H), 2.58 (dd, 1H).

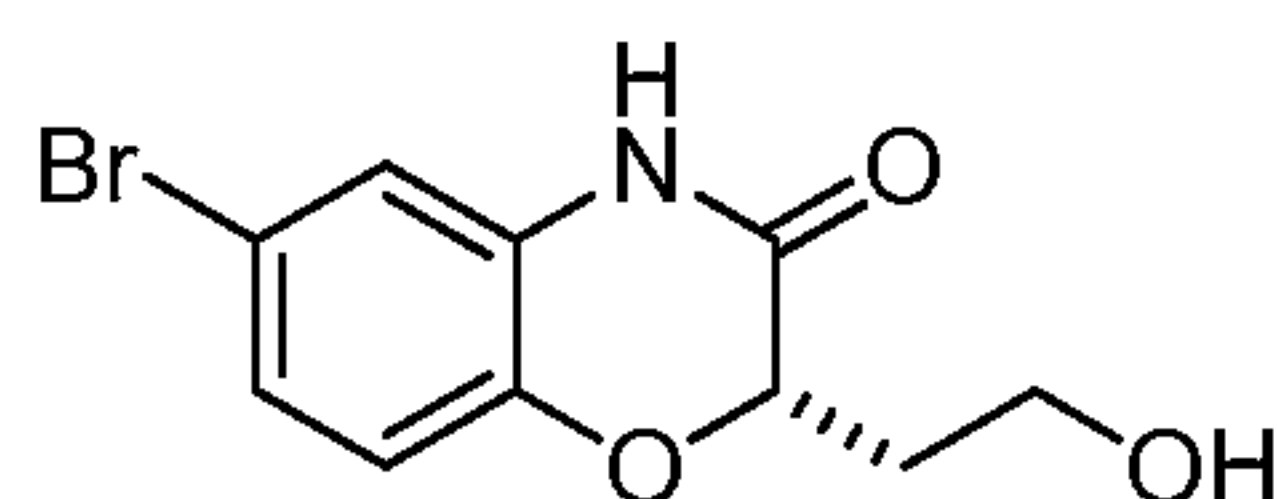
EXAMPLE 5 – Synthesis of (*S*)-3-(6-(2-Chloro-6-fluorophenethyl)-4-((3-(trifluoromethyl)phenyl)sulfonyl)-3,4-dihydro-2*H*-benzo[*b*][1,4]oxazin-2-yl)propanenitrile



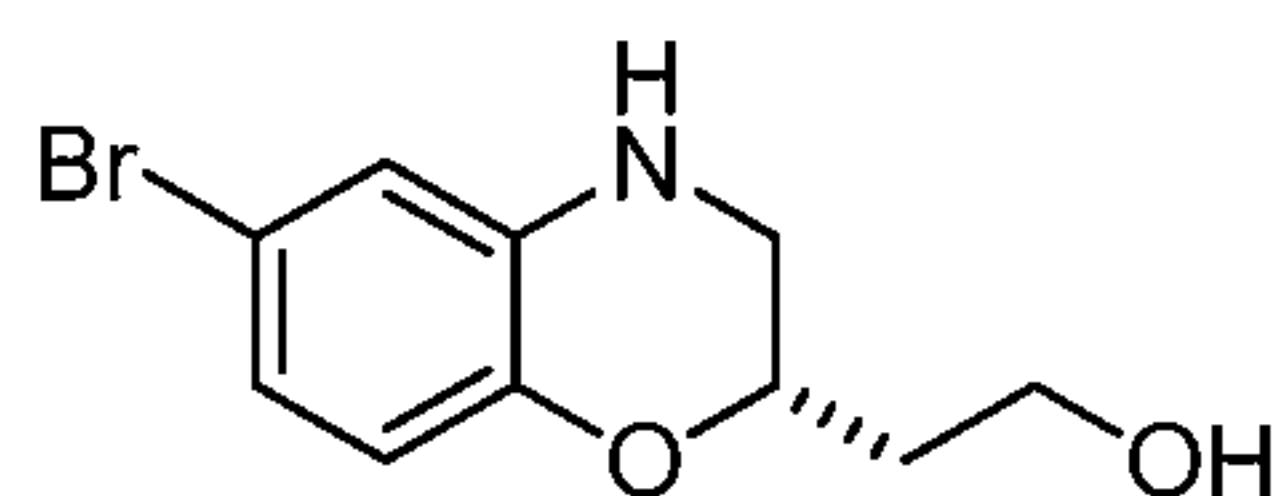
- 140 -

Part I – Synthesis of (*R*)-3-(4-Bromo-2-nitrophenoxy)dihydrofuran-2(3*H*)-one

[000333] 4-Bromo-2-nitrophenol (3 g, 13.76 mmol), (3*R*)-3-hydroxytetrahydrofuran-2-one (1.405 g, 13.76 mmol), and triphenylphosphine (4.33 g, 16.51 mmol) were suspended in dichloromethane (36 mL), and diisopropylazodicarboxylate (3.25 mL, 16.5 mmol) was added dropwise. The reaction mixture was stirred at room temperature for one hour, washed with water, dried (Na₂SO₄), and concentrated onto silica gel. The residue on the silica gel was purified by MPLC (2 columns: first, dichloromethane; second, a gradient of EtOAc/hexanes) affording (*R*)-3-(4-bromo-2-nitrophenoxy)dihydrofuran-2(3*H*)-one as a white solid (1.93 g, 46%). ¹H-NMR (400 MHz, DMSO-*d*₆) δ 8.12 (s, 1H), 7.86 (d, 1H), 7.47 (d, 1H), 5.55 (t, 1H), 4.42 (m, 1H), 4.26 (m, 1H), 2.75 (m, 1H), 2.30 (m, 1H).

Part II – Synthesis of (*S*)-6-Bromo-2-(2-hydroxyethyl)-2*H*-benzo[*b*][1,4]oxazin-3(4*H*)-one

[000334] (*R*)-3-(4-Bromo-2-nitrophenoxy)dihydrofuran-2(3*H*)-one (1.93 g, 6.39 mmol) was dissolved in acetic acid and powdered iron (1.784 g, 31.95 mmol) was added. The resulting mixture was heated to 70 °C for two hours. The resulting suspension was filtered through a pad of Celite, and the pad was washed with ethyl acetate. The combined filtrates were partitioned between ethyl acetate and water, and the organic phase was washed a second time with water, washed with brine, and concentrated to provide a residue. The residue was purified via MPLC eluting with a gradient of 15-70% ethyl acetate in hexanes to afford (*S*)-6-bromo-2-(2-hydroxyethyl)-2*H*-benzo[*b*][1,4]oxazin-3(4*H*)-one as a white solid (1.32 g, 76%). ¹H-NMR (400 MHz, DMSO-*d*₆) δ 10.73 (bs, 1H), 7.04 (d, 1H), 6.98 (s, 1H), 6.90 (d, 1H), 4.62 (m, 2H), 3.53 (m, 2H), 1.91 (m, 1H), 1.88 (m, 1H).

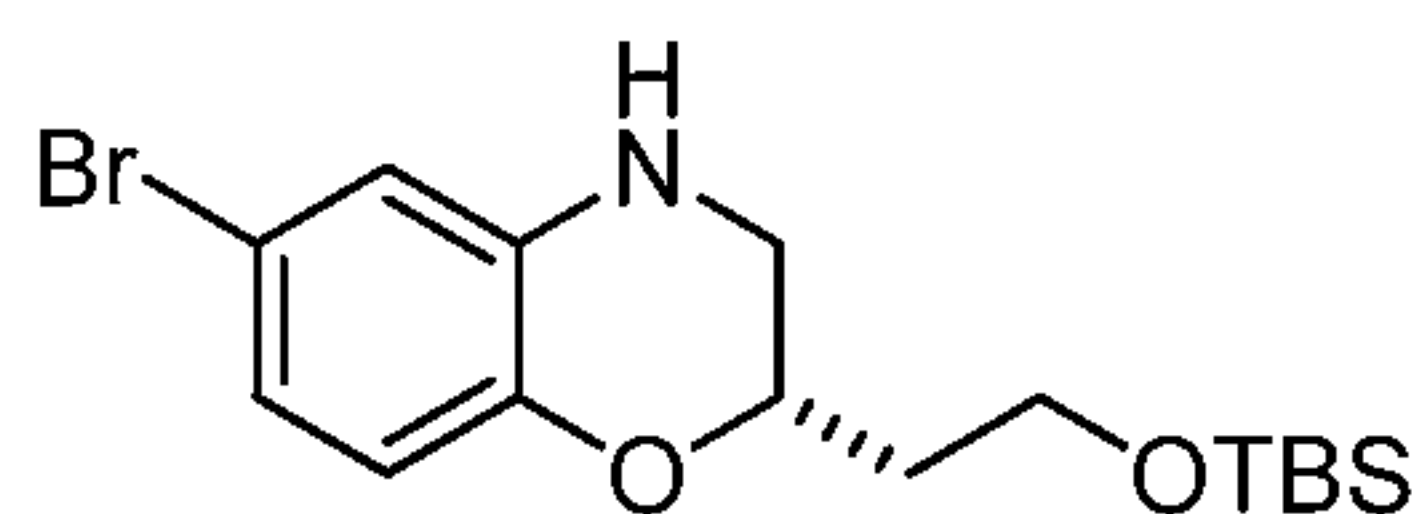
Part III – Synthesis of (*S*)-2-(6-Bromo-3,4-dihydro-2*H*-benzo[*b*][1,4]oxazin-2-yl)ethan-1-ol

25

- 141 -

[000335] (*S*)-6-Bromo-2-(2-hydroxyethyl)-2*H*-benzo[*b*][1,4]oxazin-3(4*H*)-one (1.32 g, 4.85 mmol) was dissolved in anhydrous THF (49 mL) under nitrogen at ambient temperature and borane-dimethylsulfide complex (1.47 g, 19.41 mmol) was added dropwise. The reaction mixture was heated to reflux for 90 minutes. Then, the reaction mixture was cooled in an ice bath and subsequently methanol was added to the reaction mixture to quench the reaction. The resulting solution was heated to reflux for 20 minutes, and then concentrated to provide a residue. The residue was partitioned between ethyl acetate and water, washed with brine, dried (Na₂SO₄), and concentrated to provide crude product. The crude product was purified by MPLC eluting with a gradient of 15-70% ethyl acetate in hexanes to afford (*S*)-2-(6-bromo-3,4-dihydro-2*H*-benzo[*b*][1,4]oxazin-2-yl)ethan-1-ol (1.05 g, 84%).

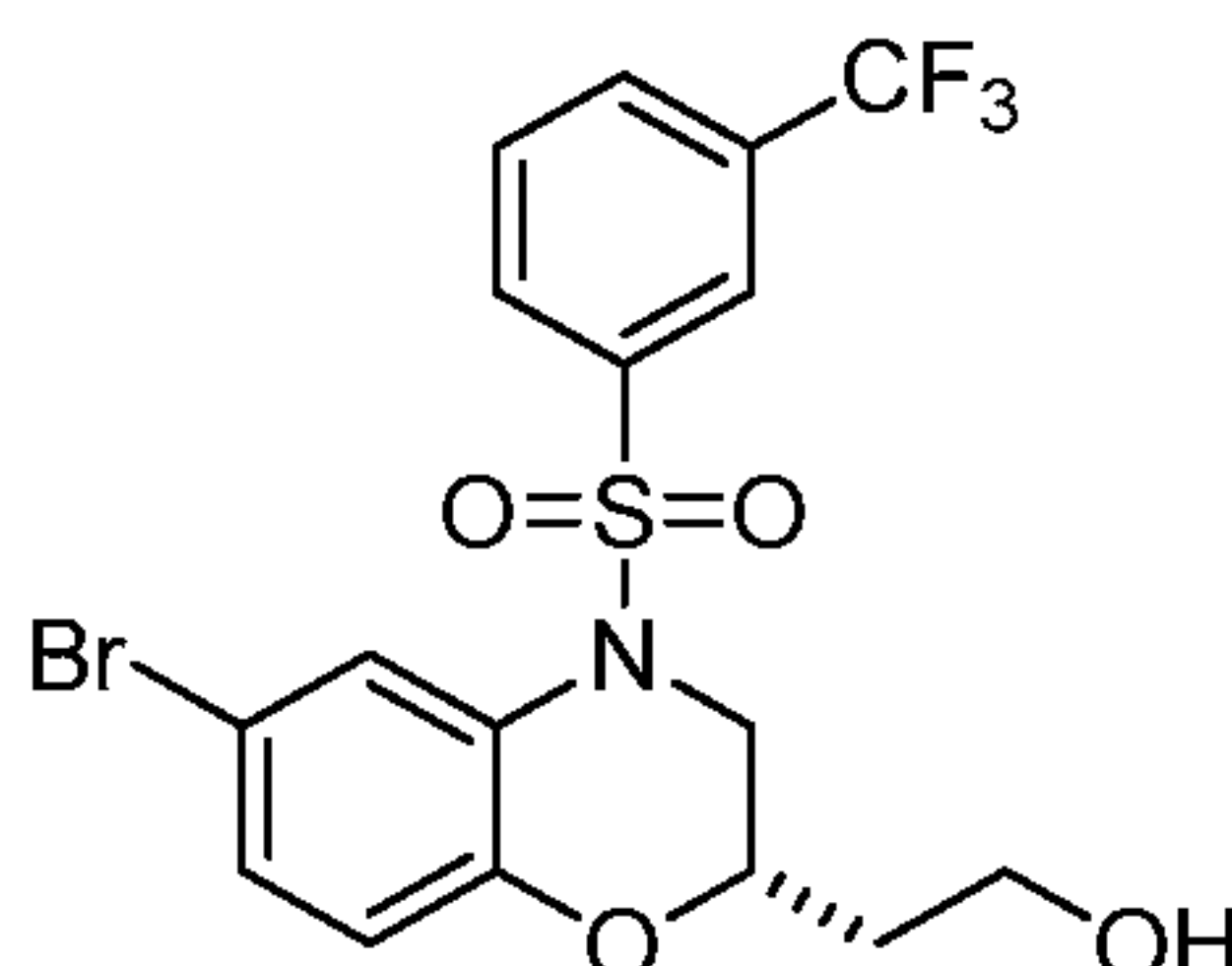
Part IV – Synthesis of (*S*)-6-Bromo-2-(2-((*tert*-butyldimethylsilyl)oxy)ethyl)-3,4-dihydro-2*H*-benzo[*b*][1,4]oxazine



[000336] (*S*)-2-(6-Bromo-3,4-dihydro-2*H*-benzo[*b*][1,4]oxazin-2-yl)ethan-1-ol (0.28 g, 1.085 mmol), *tert*-butyldimethylchlorosilane (0.196 g, 1.302 mmol), and imidazole (0.148 g, 2.17 mmol) were dissolved in DMF (4 mL), and the reaction mixture was stirred at room temperature overnight. Next, the reaction mixture was partitioned between water and ethyl acetate, and the organic layer was washed twice more with water, washed with brine, dried (Na₂SO₄), and concentrated onto silica gel. The residue on the silica gel was purified by MPLC eluting with a gradient of 5-30% ethyl acetate in hexanes to afford (*S*)-6-bromo-2-(2-((*tert*-butyldimethylsilyl)oxy)ethyl)-3,4-dihydro-2*H*-benzo[*b*][1,4]oxazine (0.19 g, 47%). ¹H-NMR (400 MHz, DMSO-*d*₆) δ 6.66 (s, 1H), 6.52 (s, 2H), 6.06 (bs, 1H), 4.02 (q, 1H), 3.72 (m, 2H), 3.33 (m, 1H), 2.94 (m, 1H), 1.70 (q, 2H), 0.82 (s, 9H), 0.01 (s, 6H).

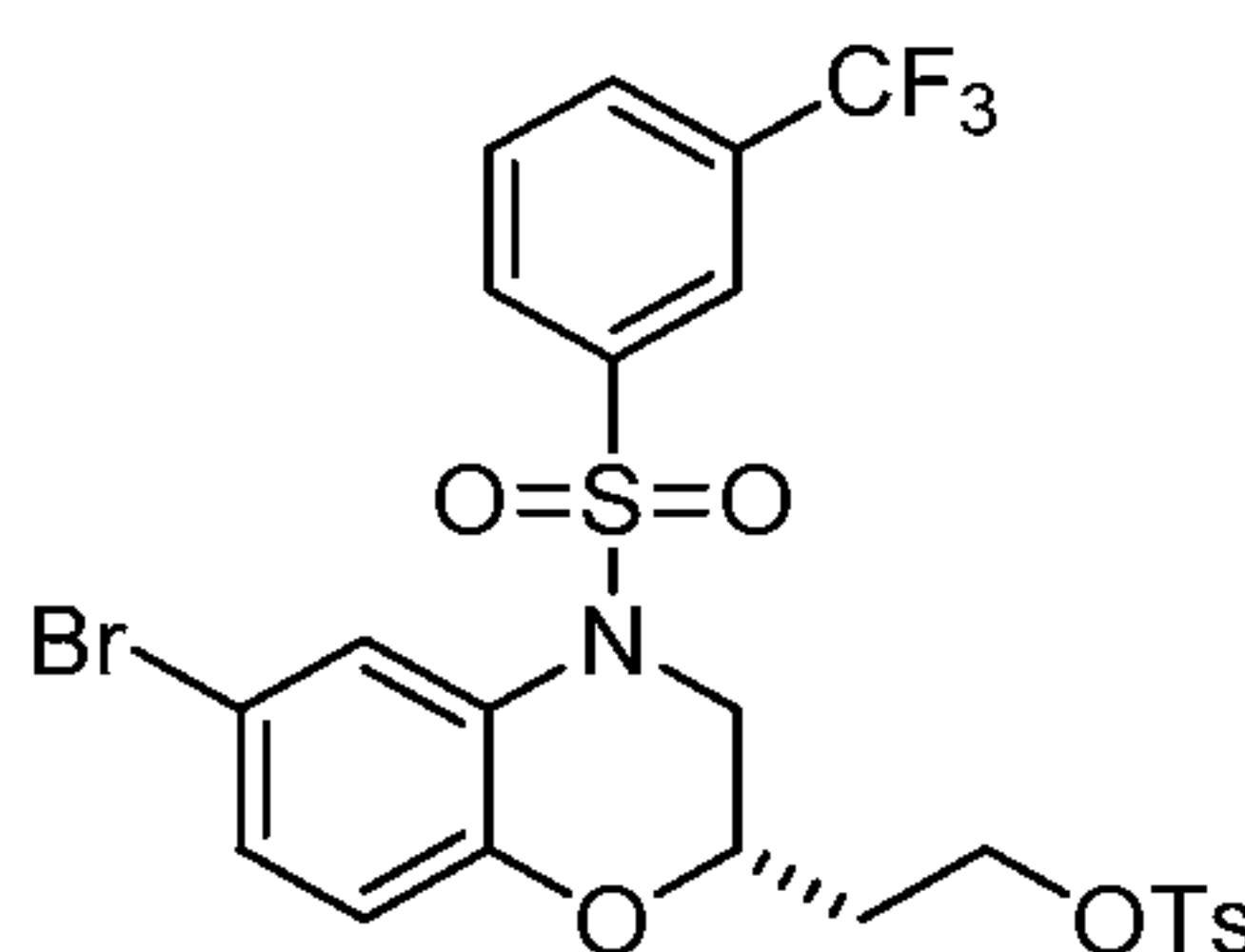
- 142 -

Part V – Synthesis of (*S*)-2-(6-Bromo-4-((3-(trifluoromethyl)phenyl)sulfonyl)-3,4-dihydro-2*H*-benzo[*b*][1,4]oxazin-2-yl)ethan-1-ol



[000337] (*S*)-6-Bromo-2-(2-((*tert*-butyldimethylsilyl)oxy)ethyl)-3,4-dihydro-2*H*-
 5 benzo[*b*][1,4]oxazine (1.04 g, 2.79 mmol), 3-(trifluoromethyl)benzenesulfonyl chloride (1.025 g, 4.19 mmol), and potassium carbonate (0.772 g, 5.586 mmol) were suspended in acetone (28 mL), and the mixture was shaken at room temperature for 18 hours. The crude material was filtered, and the filtrate was concentrated onto silica gel and purified by chromatography delivering (*S*)-2-(6-bromo-4-((3-(trifluoromethyl)phenyl)sulfonyl)-3,4-dihydro-2*H*-
 10 benzo[*b*][1,4]oxazin-2-yl)ethan-1-ol (1.61 g, 99%). It is noted that the silyl protecting group did not hydrolyze immediately, but after several days at room temperature degradation to the alcohol was observed. ¹H-NMR (400 MHz, DMSO-*d*₆) δ 8.11 (d, 1H), 7.95 (m, 2H), 7.84 (t, 1H), 7.78 (s, 1H), 7.25 (d, 1H), 6.80 (d, 1H), 4.56 (s, 1H), 3.39 (d, 1H), 3.41 (m, 3H), 3.28 (m, 1H), 1.63 (m, 2H).

15 Part VI – Synthesis of (*S*)-2-(6-Bromo-4-((3-(trifluoromethyl)phenyl)sulfonyl)-3,4-dihydro-2*H*-benzo[*b*][1,4]oxazin-2-yl)ethyl 4-methylbenzenesulfonate

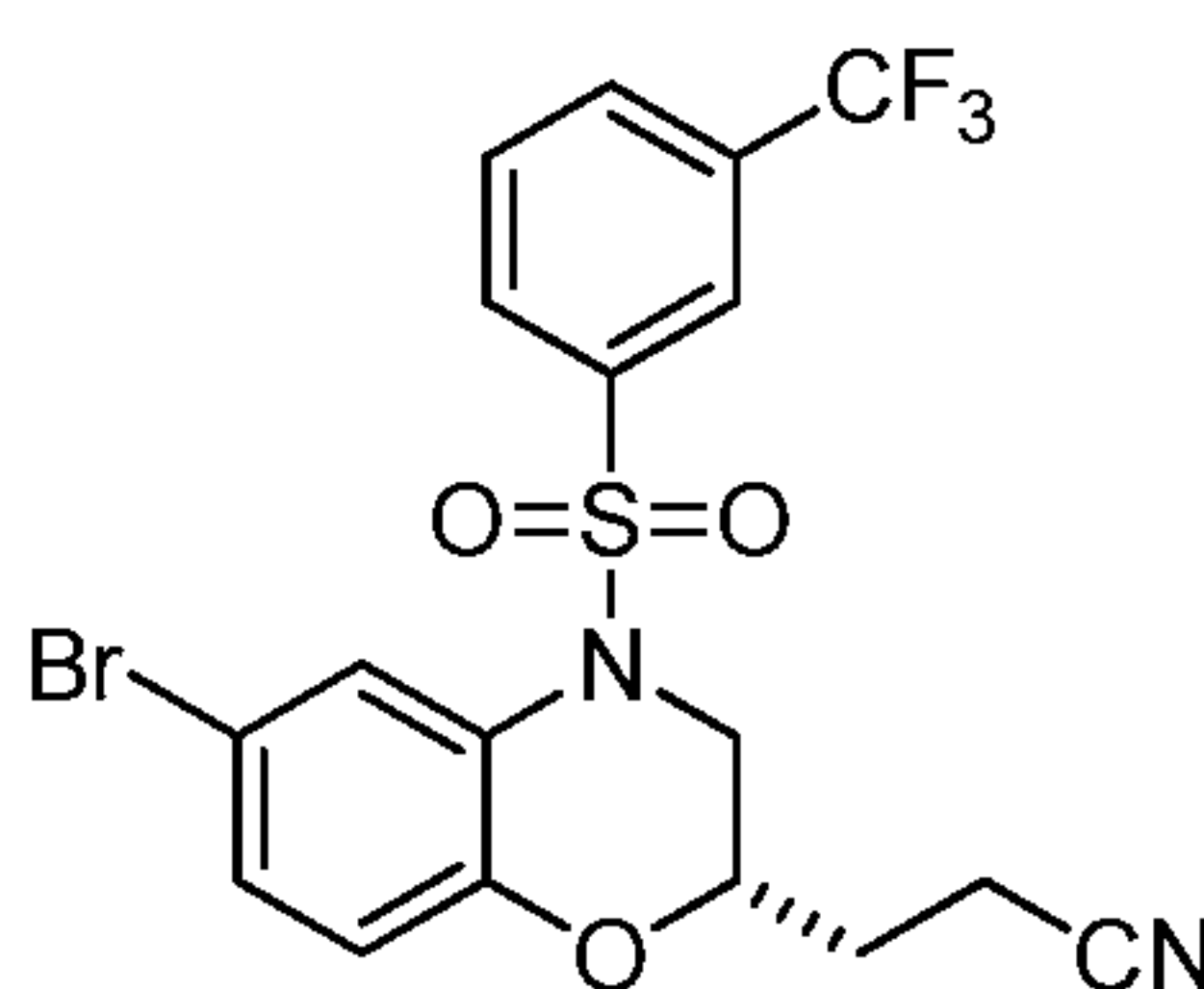


[000338] (*S*)-2-(6-Bromo-4-((3-(trifluoromethyl)phenyl)sulfonyl)-3,4-dihydro-2*H*-
 20 benzo[*b*][1,4]oxazin-2-yl)ethan-1-ol (0.13 g, 0.28 mmol) was dissolved in dichloromethane (6 mL) and triethylamine (0.058 mL, 0.42 mmol) was added followed by tosyl chloride (0.056 g, 0.293 mmol). The reaction mixture was stirred at room temperature overnight. Then, an additional 56 mg of tosyl chloride and triethylamine (60 μL) were added, and the reaction mixture was stirred for one additional day. Then, the crude solution was washed with dilute

- 143 -

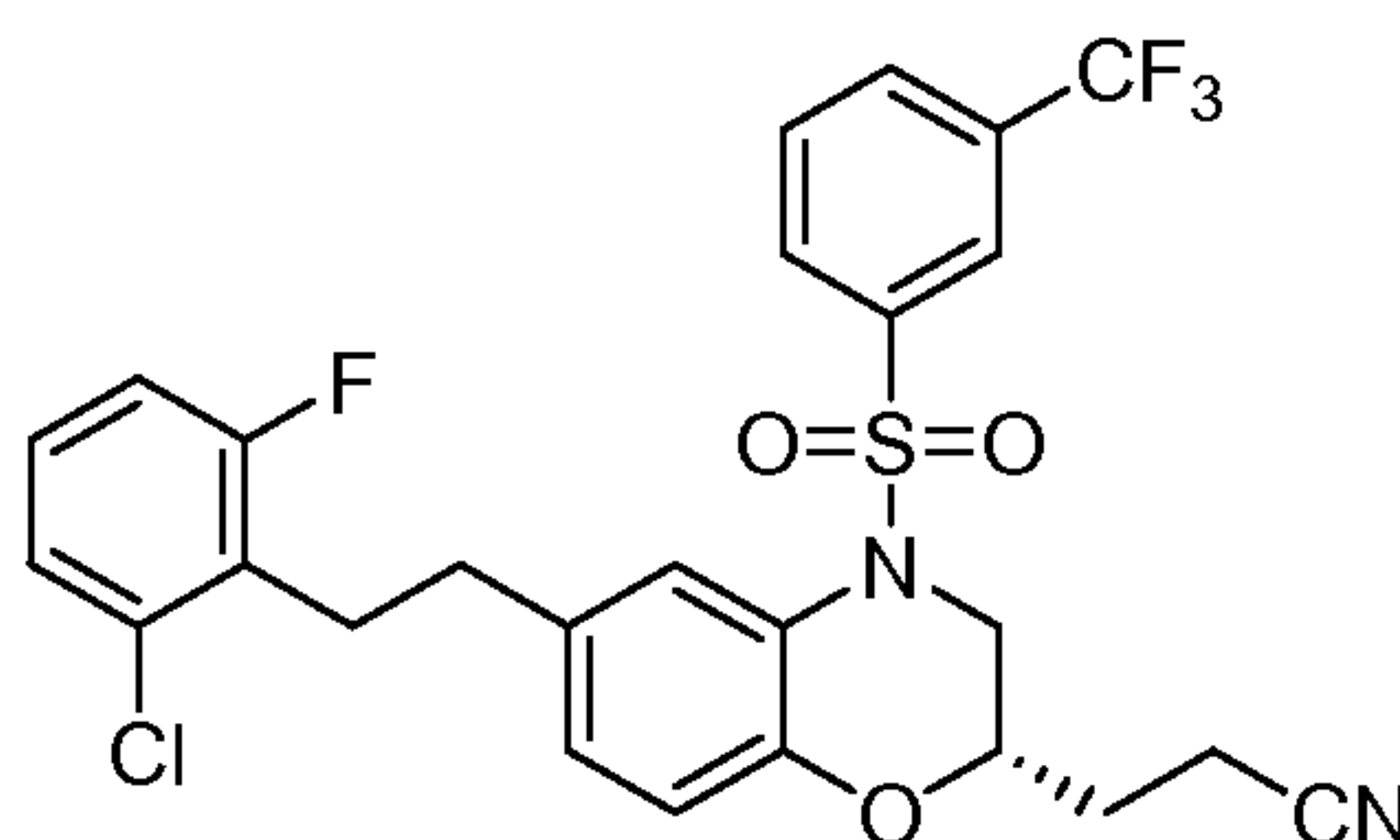
HCl, washed with brine, dried (Na₂SO₄), and concentrated onto silica gel for purification by chromatography to afford (*S*)-2-(6-bromo-4-((3-(trifluoromethyl)phenyl)sulfonyl)-3,4-dihydro-2*H*-benzo[*b*][1,4]oxazin-2-yl)ethyl 4-methylbenzenesulfonate as a white solid (0.14 g, 81%).
¹H-NMR (400 MHz, DMSO-*d*₆) δ 8.12 (d, 1H), 7.98 (m, 2H), 7.87 (t, 1H), 7.76 (s, 1H), 7.59 (d, 2H), 7.33 (d, 2H), 7.24 (dd, 1H), 6.54 (d, 1H), 4.33 (dd, 1H), 4.08 (m, 1H), 4.00 (m, 1H), 3.24 (m, 2H), 2.32 (s, 3H), 1.97 (m, 1H), 1.70 (m, 1H).

Part VII – Synthesis of (*S*)-3-(6-Bromo-4-((3-(trifluoromethyl)phenyl)sulfonyl)-3,4-dihydro-2*H*-benzo[*b*][1,4]oxazin-2-yl)propanenitrile



10 [000339] (*S*)-2-(6-Bromo-4-((3-(trifluoromethyl)phenyl)sulfonyl)-3,4-dihydro-2*H*-benzo[*b*][1,4]oxazin-2-yl)ethyl 4-methylbenzenesulfonate (0.14 g, 0.226 mmol) was dissolved in DMSO (1 mL) and potassium cyanide (0.016g, 0.248 mmol) was added. After one hour, additional potassium cyanide (17 mg) was added, and stirring was continued overnight. Then, the crude material was then partitioned between water and ethyl acetate. The organic phase
 15 was washed a second time, then washed with brine, dried (Na₂SO₄), and concentrated to afford (*S*)-3-(6-bromo-4-((3-(trifluoromethyl)phenyl)sulfonyl)-3,4-dihydro-2*H*-benzo[*b*][1,4]oxazin-2-yl)propanenitrile (0.09 g, 84%). ¹H-NMR (400 MHz, DMSO-*d*₆) δ 8.09 (d, 1H), 8.00 (m, 2H), 7.84 (t, 1H), 7.78 (s, 1H), 7.27 (d, 1H), 6.82 (d, 1H), 4.40 (d, 1H), 3.37 (m, 2H), 2.56 (m, 2H), 1.92 (m, 1H), 1.72 (m, 1H).

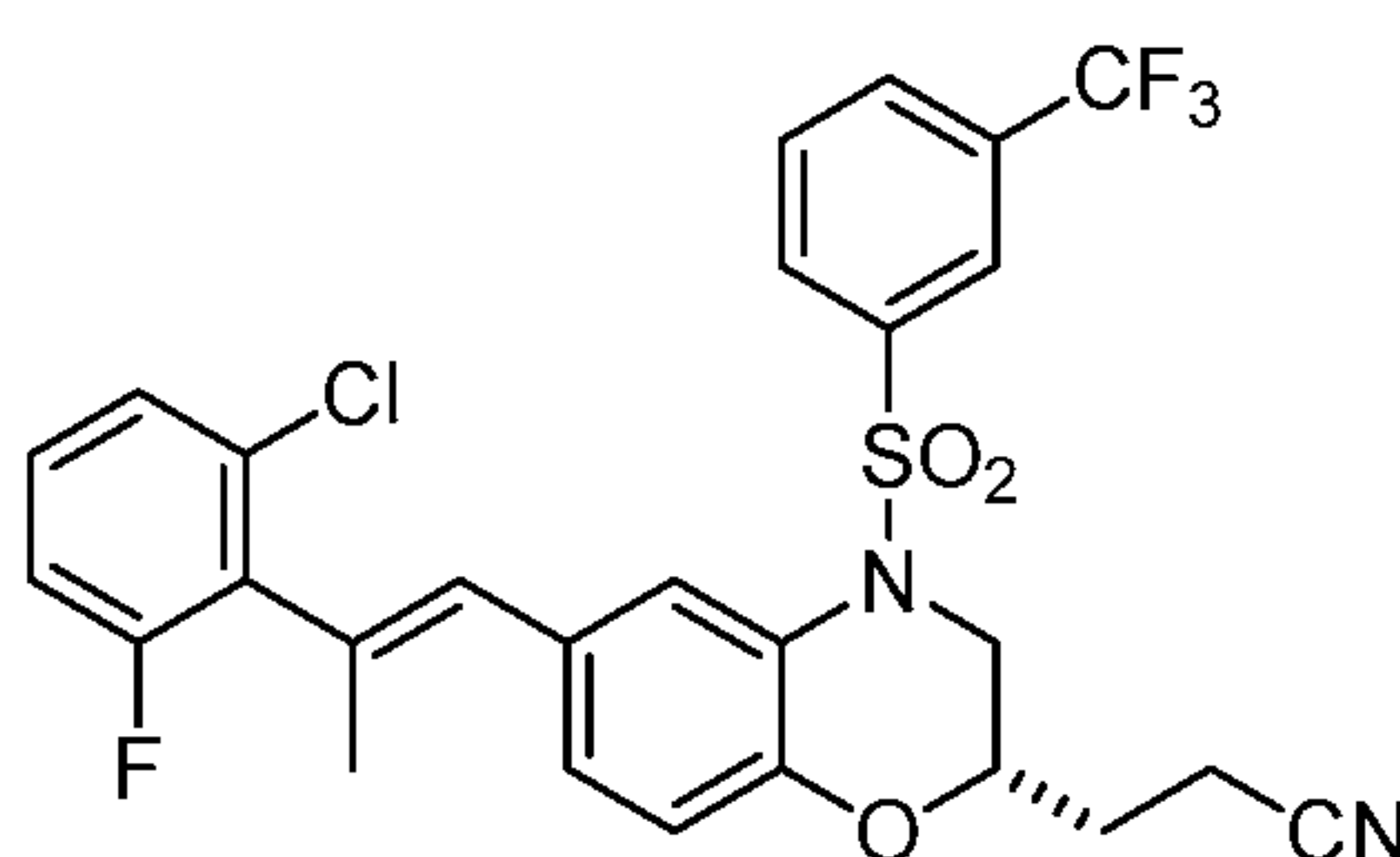
20 **Part VIII – Synthesis of (*S*)-3-(6-(2-Chloro-6-fluorophenethyl)-4-((3-(trifluoromethyl)phenyl)sulfonyl)-3,4-dihydro-2*H*-benzo[*b*][1,4]oxazin-2-yl)propanenitrile**



- 144 -

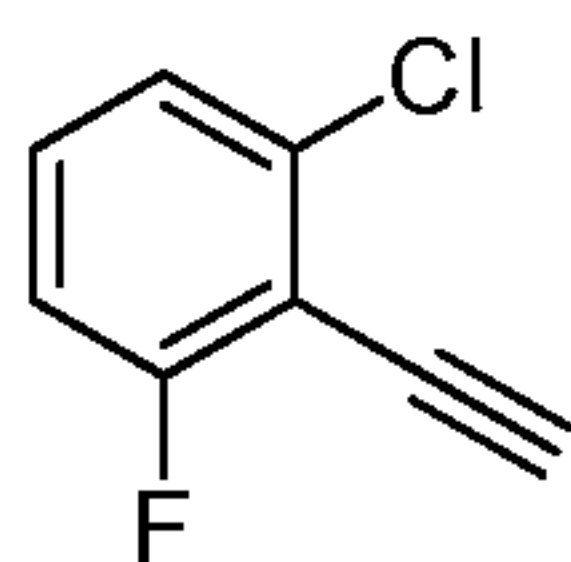
[000340] 1-Chloro-3-fluoro-2-vinylbenzene (40 mg, 0.257 mmol) was dissolved in THF (2 mL) and the solution was cooled in an ice bath. A 0.5 M solution of 9-borabicyclo[3.3.1]nonane in toluene (0.52 mL, 0.26 mmol) was then added, and the reaction mixture was stirred at room temperature for five hours. (S)-3-(6-Bromo-4-((3-(trifluoromethyl)phenyl)sulfonyl)-3,4-dihydro-2H-benzo[b][1,4]oxazin-2-yl)propanenitrile (61 mg, 0.129 mmol) was mixed with triethylamine (0.027 mL, 0.193 mmol), and [1,1'-bis(diphenylphosphino)ferrocene] dichloropalladium (II) complex with dichloromethane (10 mg, 0.013 mmol) in degassed DMF (1.9 mL) and water (0.19 mL). The olefin solution was then added, and the reaction mixture was heated to 50 °C overnight. Next, the reaction mixture was cooled to room temperature, and partitioned between water and ethyl acetate. The organic phase was washed with brine, dried (Na₂SO₄), and concentrated to provide a residue. The residue was purified by MPLC eluting with a gradient of 10-40% ethyl acetate in hexanes to afford (S)-3-(6-(2-chloro-6-fluorophenethyl)-4-((3-(trifluoromethyl)phenyl)sulfonyl)-3,4-dihydro-2H-benzo[b][1,4]oxazin-2-yl)propanenitrile (20 mg, 28%). ¹H-NMR (400 MHz, DMSO-*d*₆) δ 8.07 (d, 1H), 7.94 (m, 2H), 7.82 (t, 1H), 7.47 (s, 1H), 7.28 (m, 2H), 7.15 (m, 1H), 6.86 (dd, 1H), 6.73 (d, 1H), 4.39 (d, 1H), 3.33 (m, 2H), 2.92 (t, 2H), 2.73 (t, 2H), 2.56 (m, 2H), 1.92 (m, 1H), 1.73 (m, 1H).

EXAMPLE 6 – Synthesis of (S,E)-3-(6-(2-(2-Chloro-6-fluorophenyl)prop-1-en-1-yl)-4-((3-(trifluoromethyl)phenyl)sulfonyl)-3,4-dihydro-2H-benzo[b][1,4]oxazin-2-yl)propanenitrile



20

Part I – Synthesis of 1-Chloro-2-ethynyl-3-fluorobenzene

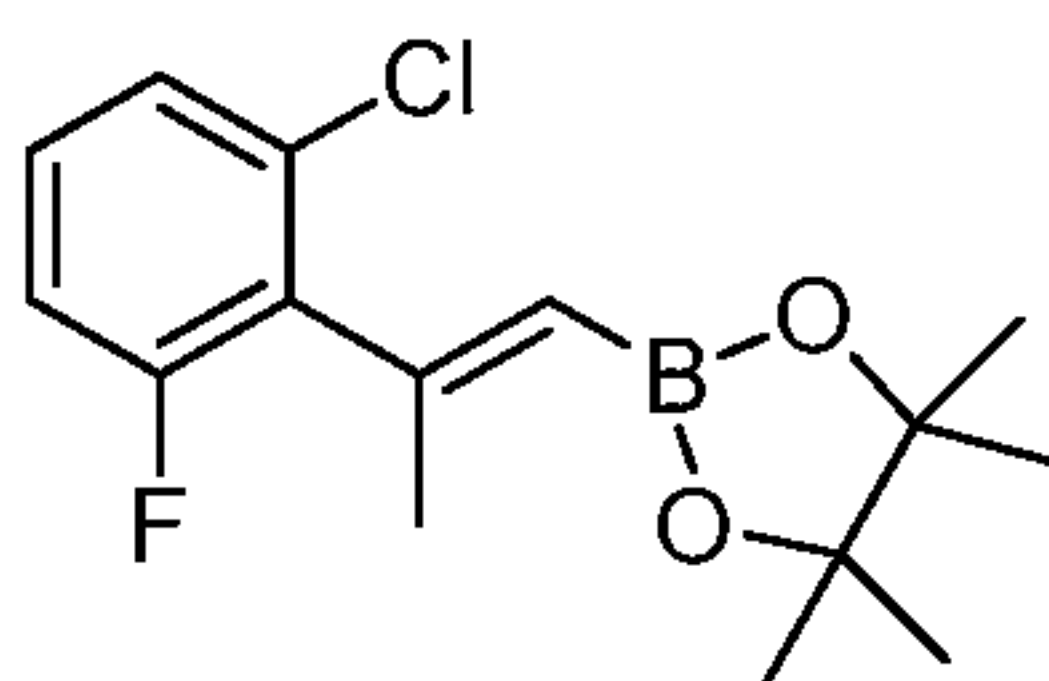


[000341] 2-Chloro-6-fluorobenzaldehyde (2 g, 12.61 mmol) was dissolved in methanol (84 mL), and dimethyl (diazomethyl)phosphonate (2.39 mL, 15.77 mmol) was added followed

- 145 -

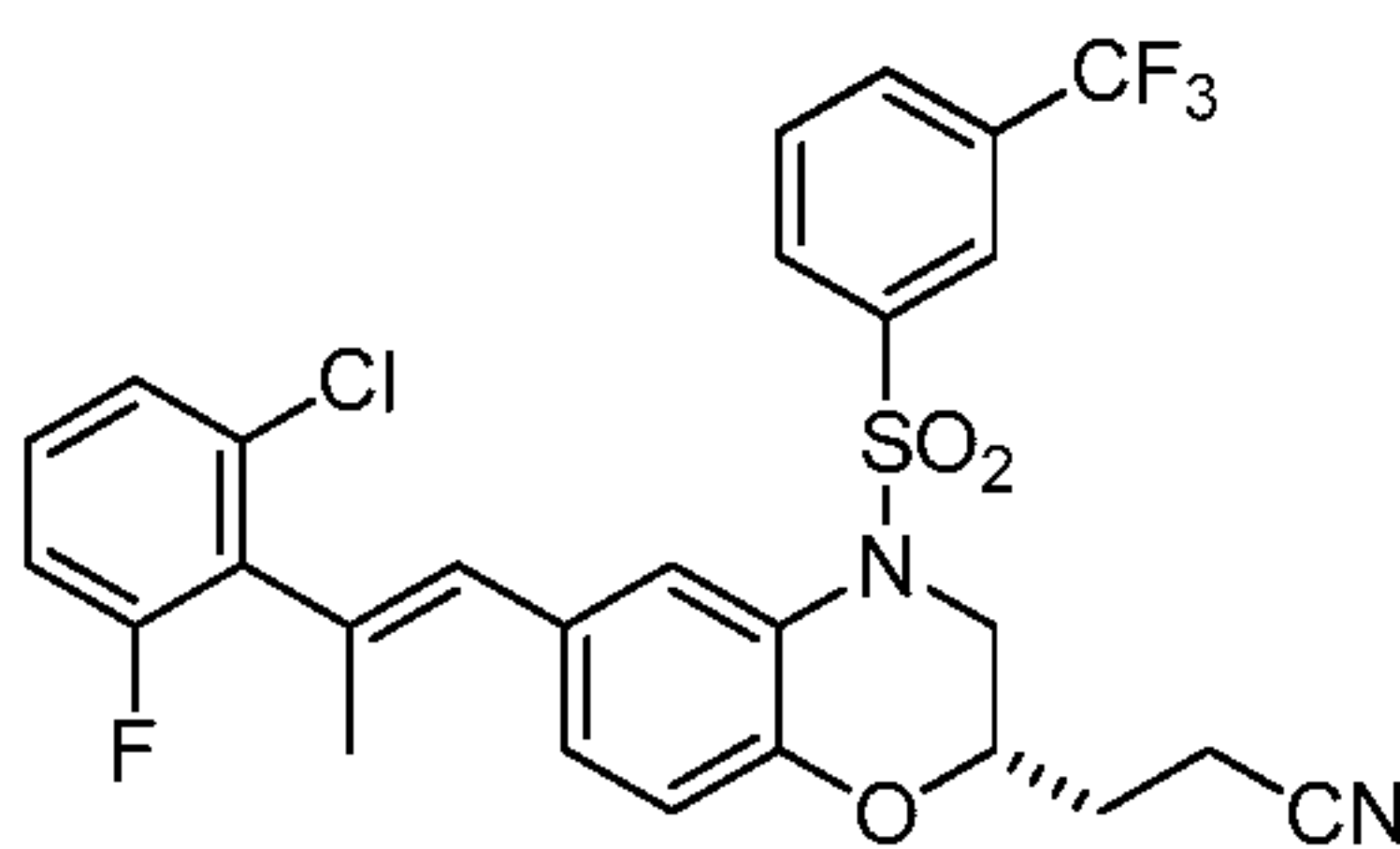
by potassium carbonate (4.36 g, 31.53 mmol). The reaction mixture was stirred at room temperature overnight. Then, the crude mixture was diluted with methyl *tert*-butyl ether, washed with water, washed with brine, dried (Na₂SO₄), and concentrated to afford 1-chloro-2-ethynyl-3-fluorobenzene (1.83 g, 94%). ¹H-NMR (400 MHz, DMSO-*d*₆) δ 7.45 (m, 2H), 7.32 (t, 1H), 4.86 (s, 1H).

Part II – Synthesis of (*E*)-2-(2-(2-Chloro-6-fluorophenyl)prop-1-en-1-yl)-4,4,5,5-tetramethyl-1,3,2-dioxaborolane



[000342] Bis(pinacolato)diborane (5.82 g, 22.92 mmol), copper (I) chloride (0.21 g, 2.08 mmol), and 4,5-bis(diphenylphosphino)-9,9-dimethylxanthene (1.21 g, 2.08 mmol) were suspended in THF (208 mL) and the mixture was degassed with nitrogen, and stirred for five minutes. A solution of sodium *tert*-butoxide (2.202 g, 22.92 mmol) in minimal THF was then added, and the mixture stirred for an additional five minutes. 1-Chloro-2-ethynyl-3-fluorobenzene (3.22 g, 20.83 mmol) and methyl iodide (11.83 g, 83.33 mmol) were then added to the reaction mixture, and the resulting mixture was stirred at room temperature overnight. Next, the crude product mixture was concentrated onto silica gel and purified by MPLC eluting with a gradient of 0-5% ethyl acetate in hexanes to afford (*E*)-2-(2-(2-chloro-6-fluorophenyl)prop-1-en-1-yl)-4,4,5,5-tetramethyl-1,3,2-dioxaborolane (2.41 g, 39%). ¹H-NMR (400 MHz, DMSO-*d*₆) δ 7.31 (m, 2H), 7.20 (t, 1H), 5.18 (s, 1H), 2.15 (s, 3H), 1.23 (s, 12H).

20 **Part III – Synthesis of (*S,E*)-3-(6-(2-(2-Chloro-6-fluorophenyl)prop-1-en-1-yl)-4-((3-(trifluoromethyl)phenyl)sulfonyl)-3,4-dihydro-2*H*-benzo[*b*][1,4]oxazin-2-yl)propanenitrile**

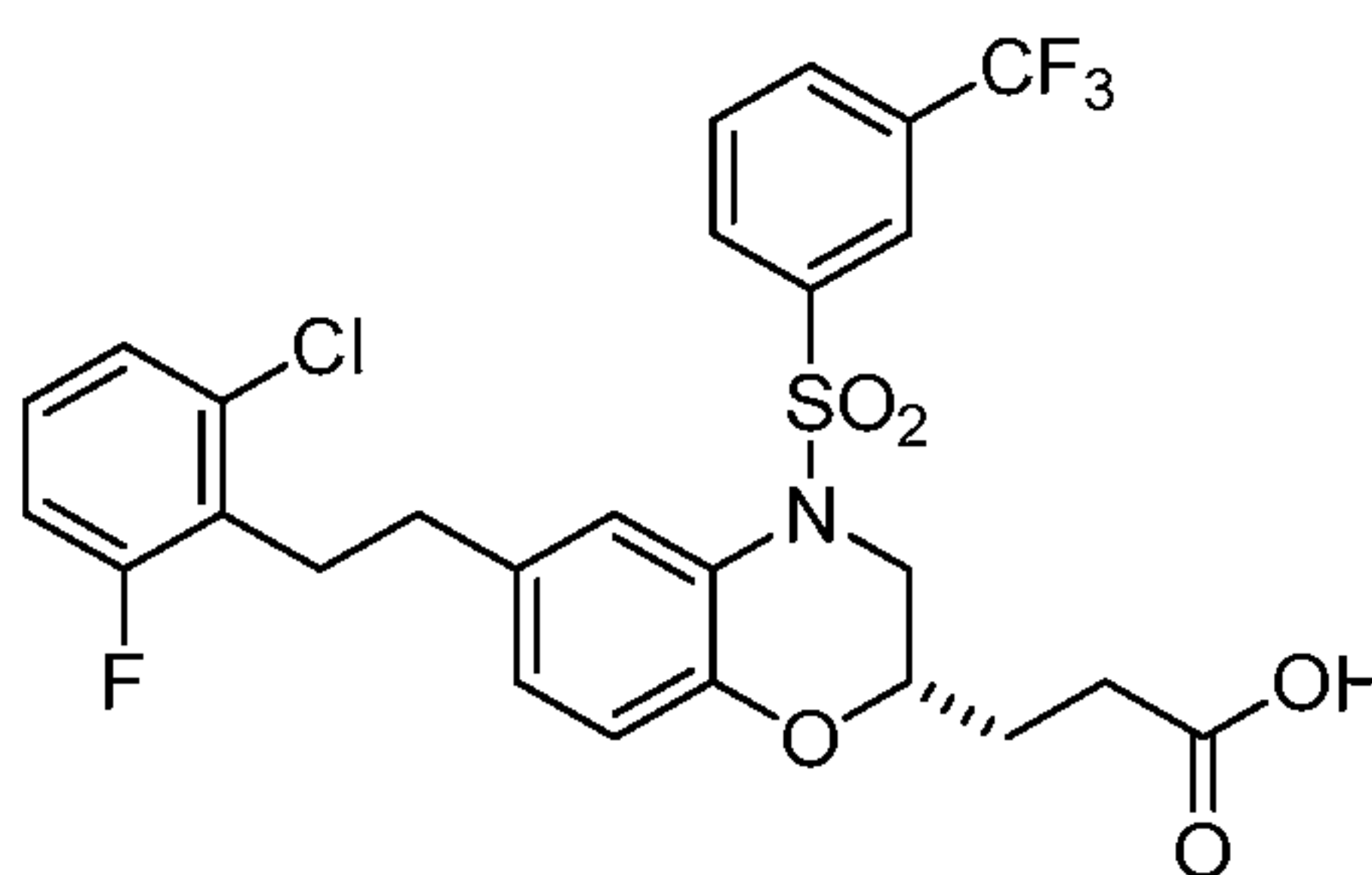


[000343] (*S*)-3-(6-Bromo-4-((3-(trifluoromethyl)phenyl)sulfonyl)-3,4-dihydro-2*H*-benzo[*b*][1,4]oxazin-2-yl)propanenitrile (40 mg, 0.084 mmol), (*E*)-2-(2-(2-chloro-6-

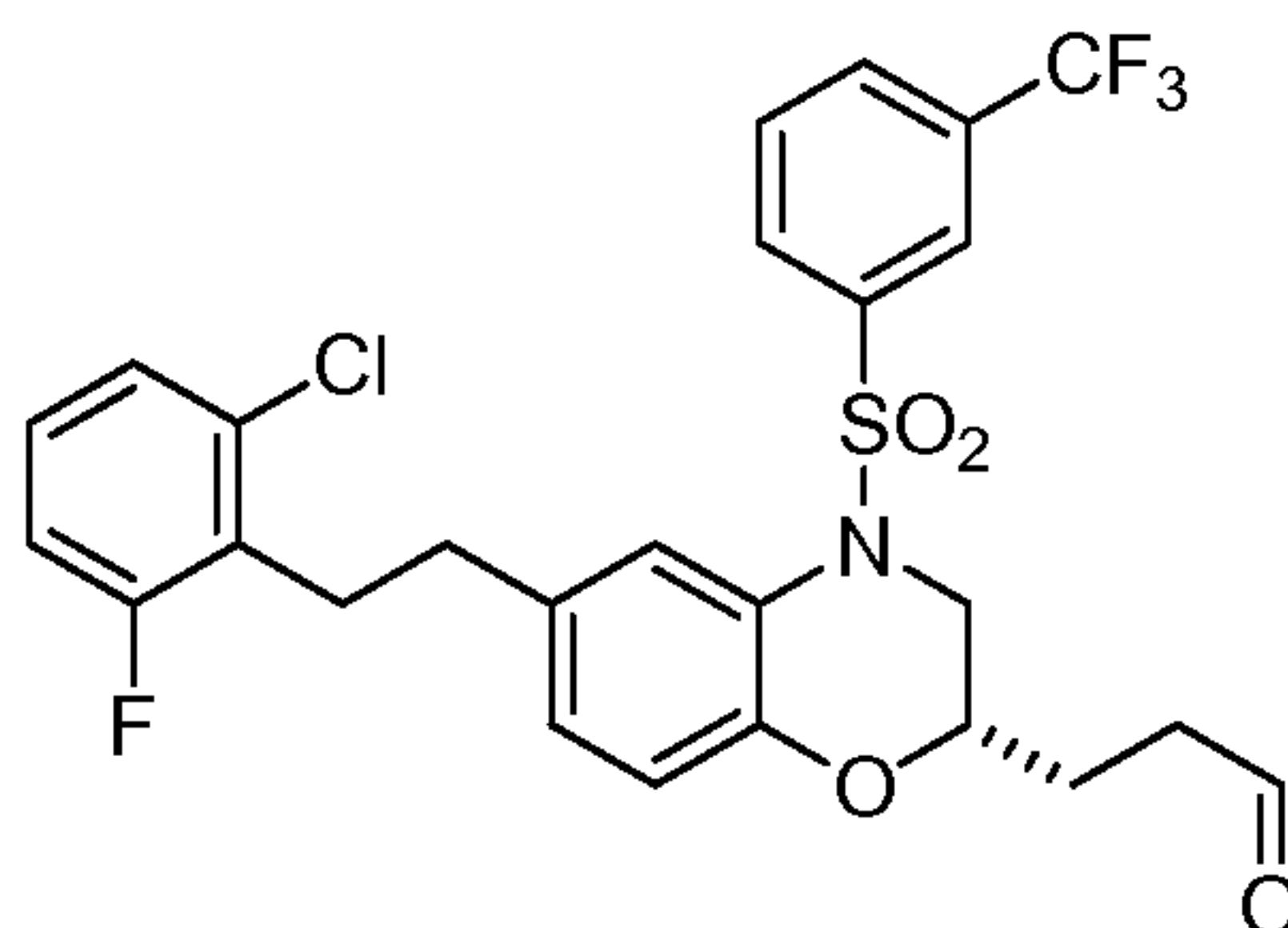
- 146 -

fluorophenyl)prop-1-en-1-yl)-4,4,5,5-tetramethyl-1,3,2-dioxaborolane (25 mg, 0.084 mmol), THF (3 mL), and sodium hydroxide (10 mg, 0.252 mmol) were combined in a vial, and the mixture was degassed by bubbling nitrogen. Tetrakis(triphenylphosphine)palladium (10 mg, 0.008 mmol) was added to the reaction mixture, and the resulting mixture was shaken at 70 °C overnight. Then, the crude mixture was partitioned between water and ethyl acetate. The organic phase was then washed with brine, dried (Na₂SO₄), and concentrated onto silica gel and purified by chromatography to afford (*S,E*)-3-(6-(2-(2-chloro-6-fluorophenyl)prop-1-en-1-yl)-4-((3-(trifluoromethyl)phenyl)sulfonyl)-3,4-dihydro-2*H*-benzo[*b*][1,4]oxazin-2-yl)propanenitrile as a yellow oil (31 mg, 65%). ¹H-NMR (400 MHz, DMSO-*d*₆) δ 8.03 (m, 3H), 7.82 (m, 2H), 7.67 (s, 1H), 7.35 (m, 4H), 7.11 (d, 1H), 6.89 (d, 1H), 6.38 (s, 1H), 4.42 (d, 1H), 3.40 (m, 3H), 2.60 (m, 3H), 2.07 (s, 3H), 1.96 (m, 2H), 1.78 (m, 2H), 1.20 (m, 2H), 1.02 (s, 3H).

EXAMPLE 7 – Synthesis of (*S*)-3-(6-(2-Chloro-6-fluorophenethyl)-4-((3-(trifluoromethyl)phenyl)sulfonyl)-3,4-dihydro-2*H*-benzo[*b*][1,4]oxazin-2-yl)propanoic acid



Part I – Synthesis of (*S*)-3-(6-(2-Chloro-6-fluorophenethyl)-4-((3-(trifluoromethyl)phenyl)sulfonyl)-3,4-dihydro-2*H*-benzo[*b*][1,4]oxazin-2-yl)propanal

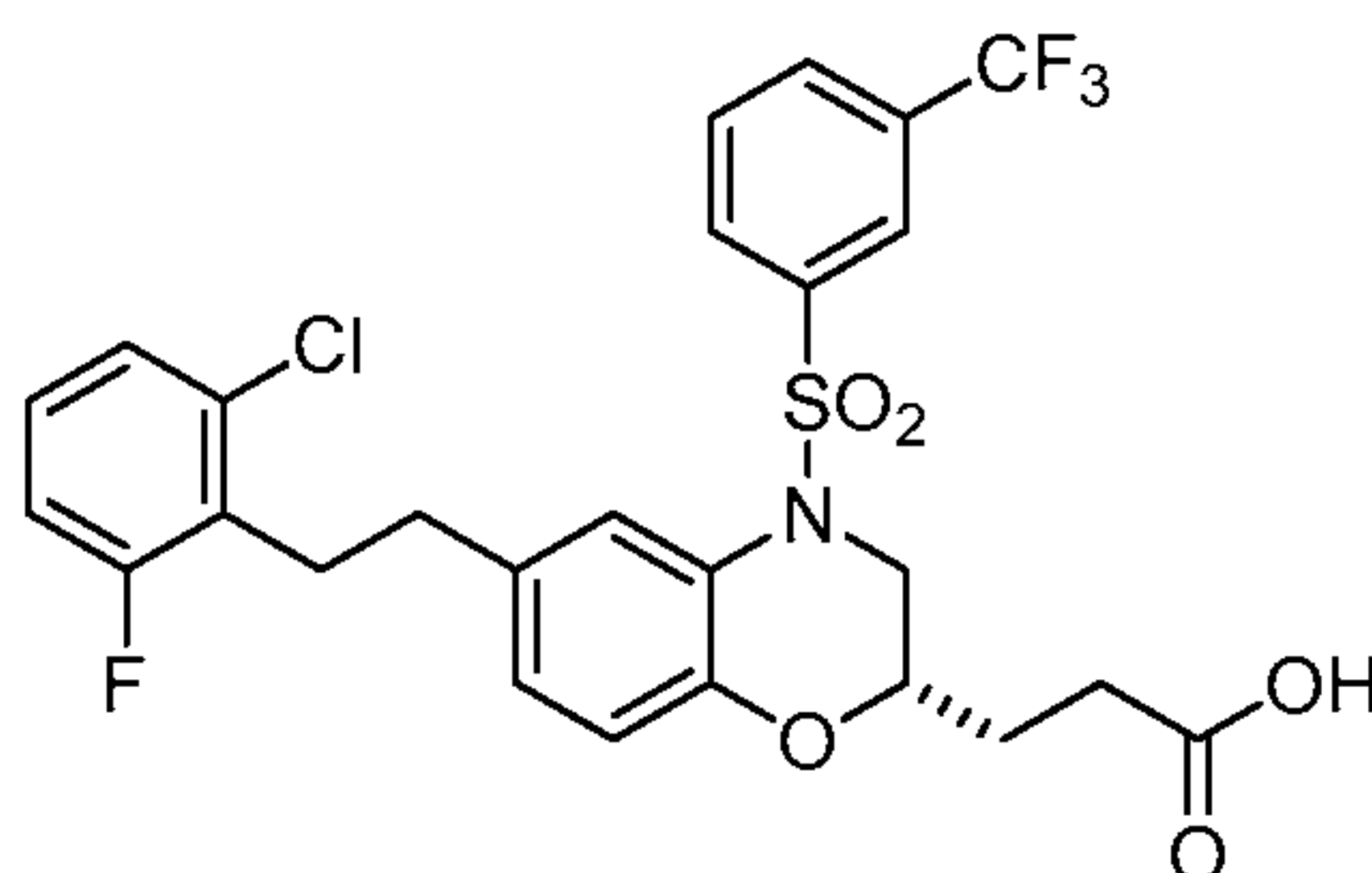


[000344] A solution of (*S*)-3-(6-(2-chloro-6-fluorophenethyl)-4-((3-(trifluoromethyl)phenyl)sulfonyl)-3,4-dihydro-2*H*-benzo[*b*][1,4]oxazin-2-yl)propanenitrile (80 mg, 0.145 mmol)

- 147 -

in dichloromethane (6 mL) contained in a reaction vessel was cooled by placing the reaction vessel in an ice bath, and a 1 M solution of diisobutylaluminum hydride solution in dichloromethane (0.44 mL, 0.44 mmol) was added to the reaction vessel. The reaction mixture was stirred at 0 °C for one hour, then at room temperature for two additional hours. Then, the reaction was quenched by adding Rochelle's salt solution to the reaction mixture, and the resulting mixture was stirred at room temperature for two hours. Next, the phases of the resulting mixture were separated, and the organic phase was dried (Na₂SO₄), concentrated onto silica gel and purified by chromatography eluting with a gradient of 5-30% ethyl acetate in hexanes to afford (*S*)-3-(6-(2-chloro-6-fluorophenethyl)-4-((3-(trifluoromethyl)phenyl)sulfonyl)-3,4-dihydro-2*H*-benzo[*b*][1,4]oxazin-2-yl)propanal (21 mg, 26%). MS (ESI+) (M+Na)⁺ 577.99.

Part II – Synthesis of (*S*)-3-(6-(2-Chloro-6-fluorophenethyl)-4-((3-(trifluoromethyl)phenyl)sulfonyl)-3,4-dihydro-2*H*-benzo[*b*][1,4]oxazin-2-yl)propanoic acid



15

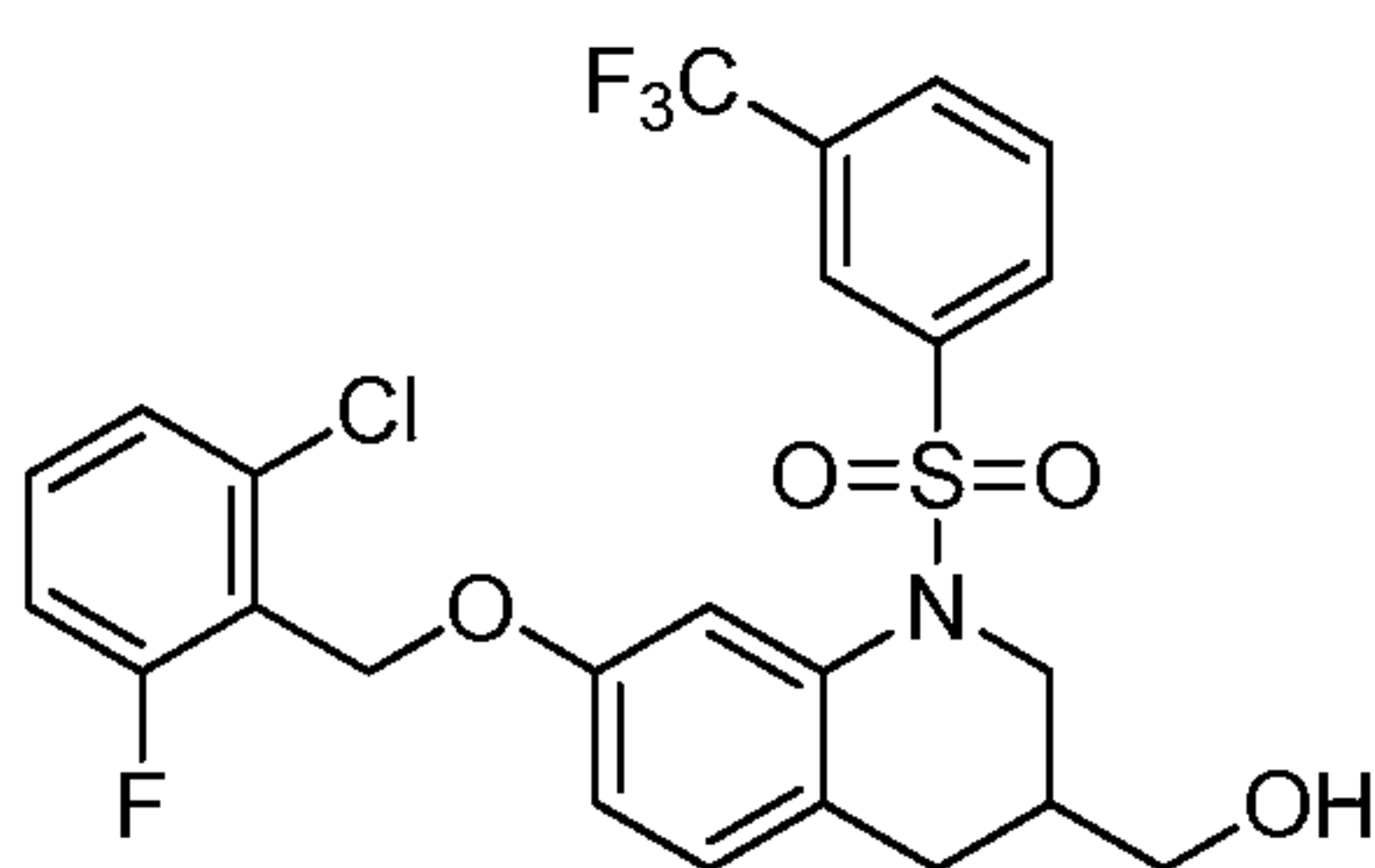
[000345] (*S*)-3-(6-(2-Chloro-6-fluorophenethyl)-4-((3-(trifluoromethyl)phenyl)sulfonyl)-3,4-dihydro-2*H*-benzo[*b*][1,4]oxazin-2-yl)propanal (0.038 mmol) was dissolved in *tert*-butanol (1 mL), and 2-methyl-2-butene (8 mg, 0.113 mmol) was added. To this mixture, a solution of sodium chlorite (3 mg, 0.038 mmol) and sodium phosphate monobasic (7 mg, 0.057 mmol) in water (1 mL) was added dropwise over several minutes, and the reaction mixture was stirred at room temperature overnight. Then, the reaction mixture was concentrated to remove the *tert*-butanol. The remaining aqueous mixture was diluted with water, and the solution was extracted with hexanes. The aqueous solution was acidified with 3 M HCl, and the mixture was extracted three times with ethyl acetate. The organic extracts were combined then dried (Na₂SO₄), and concentrated to provide a residue. The residue was purified by preparative HPLC providing (*S*)-3-(6-(2-chloro-6-fluorophenethyl)-4-((3-(trifluoromethyl)phenyl)sulfonyl)-3,4-dihydro-2*H*-benzo[*b*][1,4]oxazin-2-yl)propanoic acid. ¹H-NMR (400

25

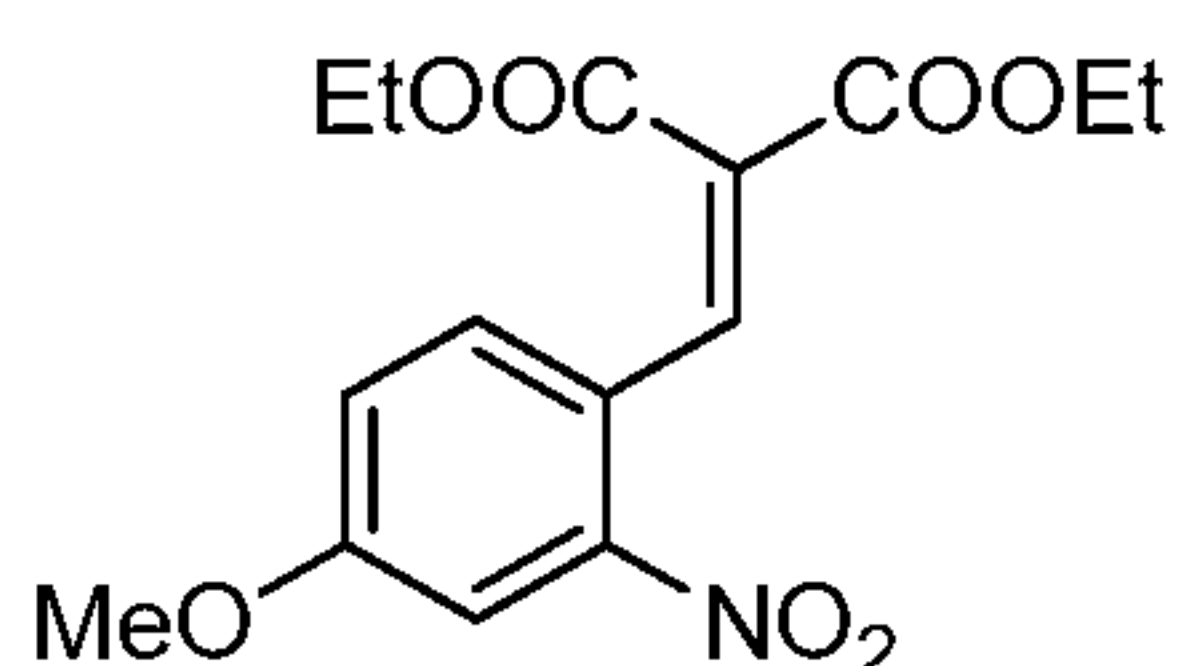
- 148 -

MHz, DMSO-*d*₆) δ 12.13 (bs, 1H), 8.07 (d, 1H), 7.93 (m, 2H), 7.82 (t, 1H), 7.45 (s, 1H), 7.27 (m, 2H), 7.14 (m, 1H), 6.84 (dd, 1H), 6.70 (d, 1H), 4.31 (d, 1H), 3.28 (m, 2H), 2.91 (t, 2H), 2.72 (t, 2H), 2.27 (m, 2H), 1.78 (m, 1H), 1.65 (m, 1H). MS (ESI+) (M+Na)⁺ 593.99

EXAMPLE 8 – Synthesis of (7-((2-Chloro-6-fluorobenzyl)oxy)-1-((3-(trifluoromethyl)phenyl)sulfonyl)-1,2,3,4-tetrahydroquinolin-3-yl)methanol

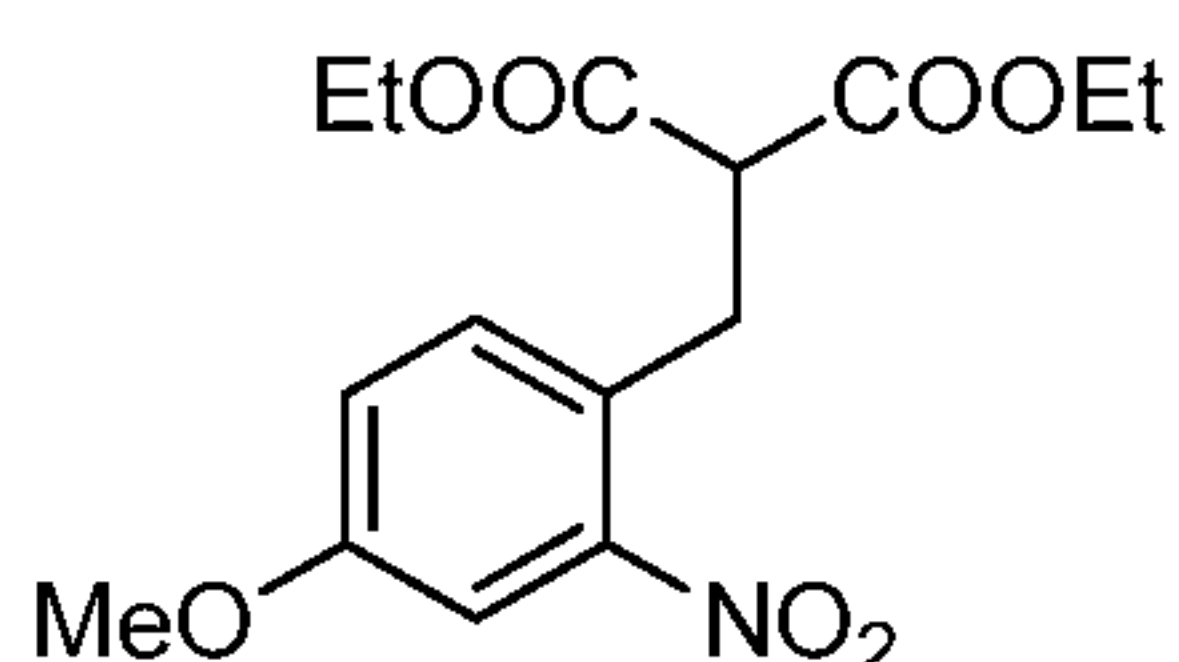


Part I – Synthesis of Diethyl 2-(4-methoxy-2-nitrobenzylidene)malonate



[000346] 4-Methoxy-2-nitrobenzaldehyde (10 g, 55.20 mmol) was dissolved in ethanol (110 mL), and diethyl malonate (9.73 g, 60.72 mmol) was added followed by piperidine (0.94 g, 11.04 mmol) and acetic acid (0.663 g, 11.04 mmol). The reaction mixture was then heated at reflux overnight. Next, the reaction mixture was concentrated, and the resulting residue was partitioned between 1N HCl and ethyl acetate. The organic phase was washed with 10% sodium carbonate solution, washed with brine, dried (Na₂SO₄), and concentrated to provide a residue. The residue was purified by MPLC eluting with a gradient of 5-15% ethyl acetate in hexanes to afford diethyl 2-(4-methoxy-2-nitrobenzylidene)malonate as an oil (10.01 g, 56%).

Part II – Synthesis of Diethyl 2-(4-methoxy-2-nitrobenzyl)malonate

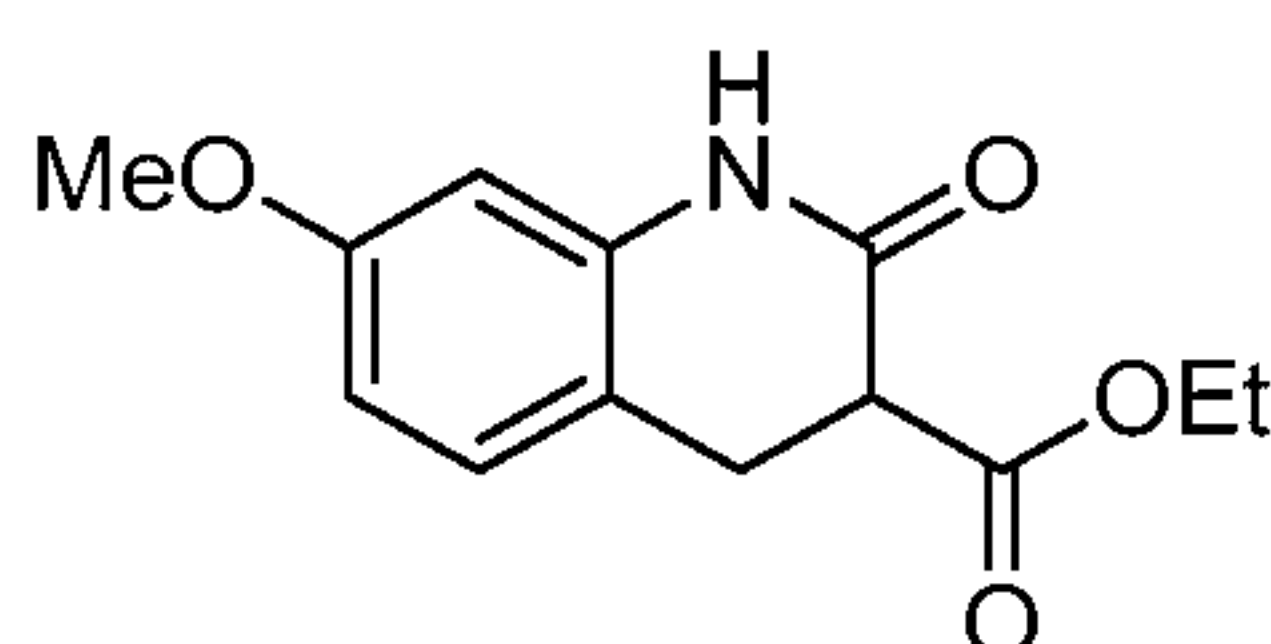


[000347] Diethyl 2-(4-methoxy-2-nitrobenzylidene)malonate (10.01 g, 30.96 mmol) was dissolved in ethanol (103 mL) and the solution was cooled to 0 °C. To this mixture, sodium borohydride (1.347 g, 35.606 mmol) was added, and the reaction mixture was stirred while the

- 149 -

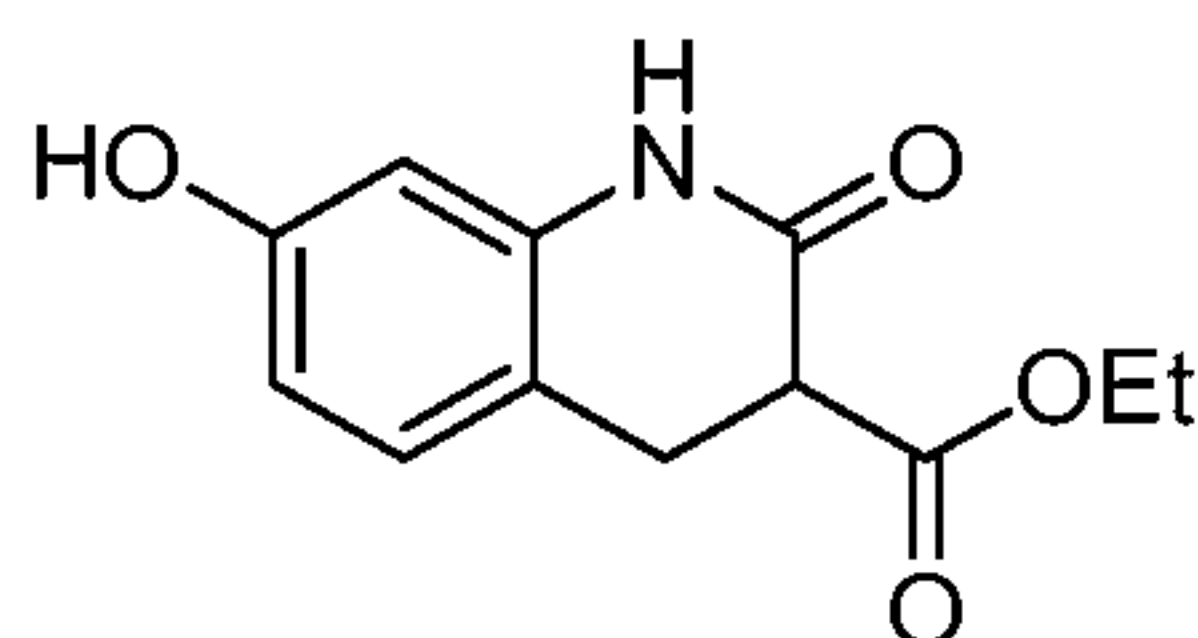
reaction vessel was placed in the ice bath for one hour. Next, the reaction was neutralized by adding aqueous ammonium chloride to the reaction mixture, and the resulting crude was partitioned between water and ethyl acetate. The organic phase was then washed with brine, dried (Na_2SO_4), and concentrated to afford diethyl 2-(4-methoxy-2-nitrobenzyl)malonate (9.51 g, 94%).

Part III – Synthesis of Ethyl 7-methoxy-2-oxo-1,2,3,4-tetrahydroquinoline-3-carboxylate



[000348] Diethyl 2-(4-methoxy-2-nitrobenzyl)malonate (9.51 g, 29.23 mmol) was dissolved in acetic acid (147 mL) and powdered iron (6.53 g, 116.94 mmol) was added. The reaction mixture was heated to 60 °C for two hours. Then, the crude solution was filtered through a plug of Celite, and the filtrate was concentrated to provide a residue. The residue was partitioned between water and ethyl acetate. The organic phase was then washed with brine, and dried (Na_2SO_4), and concentrated to afford ethyl 7-methoxy-2-oxo-1,2,3,4-tetrahydroquinoline-3-carboxylate as a light yellow solid (5.72 g, 78%).

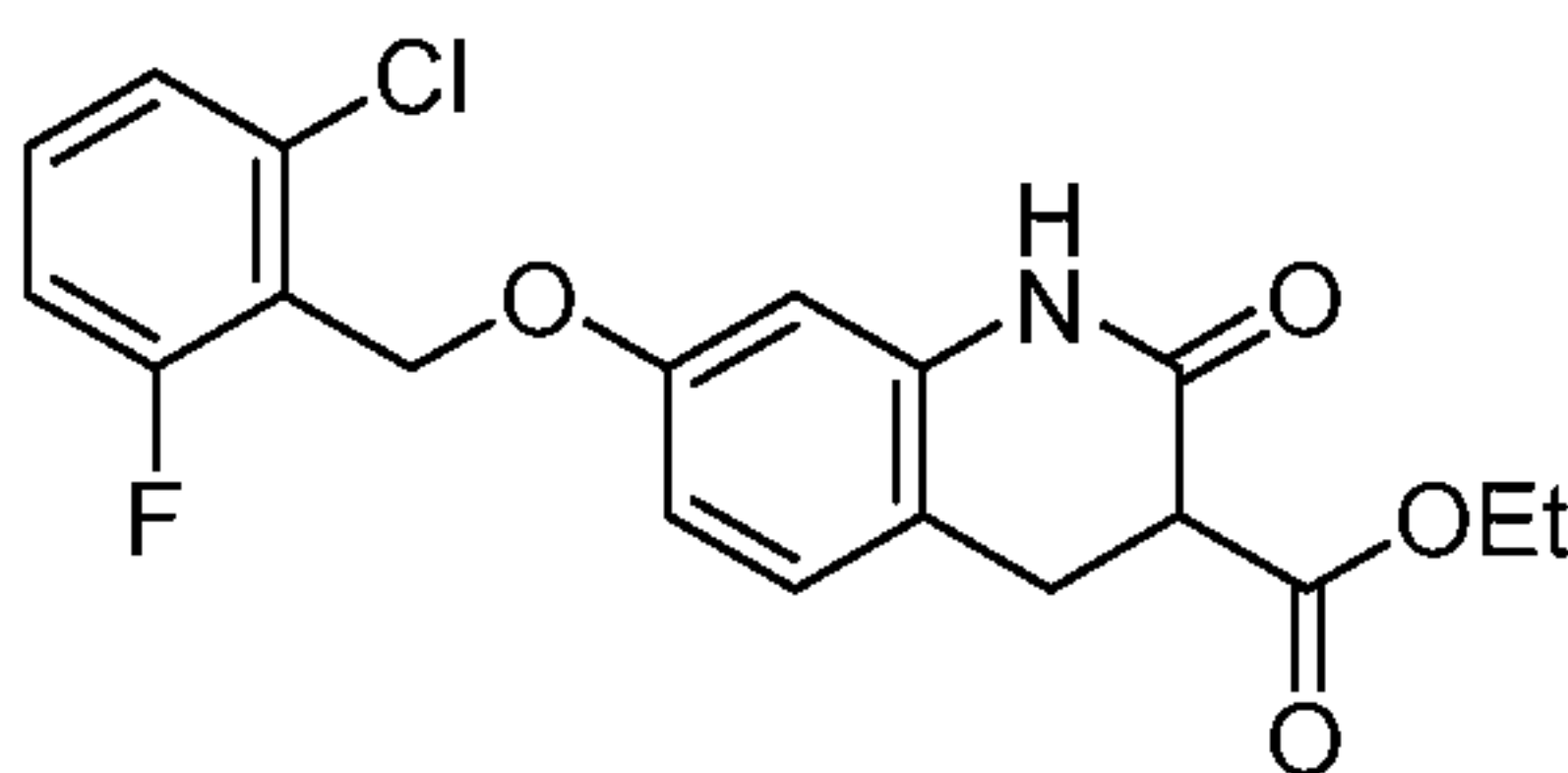
Part IV – Synthesis of Ethyl 7-hydroxy-2-oxo-1,2,3,4-tetrahydroquinoline-3-carboxylate



[000349] Ethyl 7-methoxy-2-oxo-1,2,3,4-tetrahydroquinoline-3-carboxylate (2 g, 8.02 mmol) was dissolved in dichloromethane (80 mL) and the solution was cooled to -78 °C. to the mixture, a 1M solution of boron tribromide in THF (24.1 mL, 24.1 mmol) was added dropwise, and then the reaction mixture was stirred at -20 °C for one hour. To the resulting crude mixture ethanol was added, and solid sodium bicarbonate was added. Next, the resulting mixture was poured into a separatory funnel and diluted with dichloromethane. The organic phase was washed with brine, dried (Na_2SO_4), and concentrated to afford ethyl 7-hydroxy-2-oxo-1,2,3,4-tetrahydroquinoline-3-carboxylate (1.71 g, 91%). MS (ESI+) ($\text{M}+\text{H}$)⁺ 236.14.

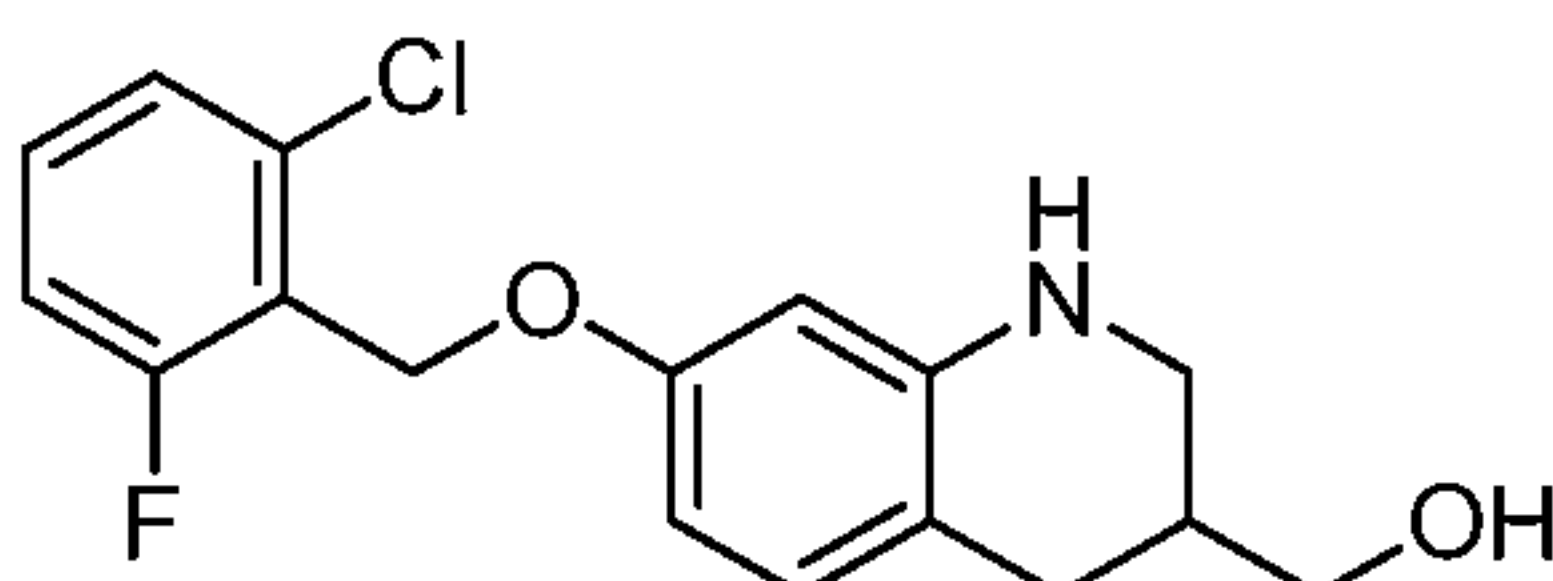
- 150 -

Part V – Synthesis of Ethyl 7-((2-chloro-6-fluorobenzyl)oxy)-2-oxo-1,2,3,4-tetrahydroquinoline-3-carboxylate



[000350] Ethyl 7-hydroxy-2-oxo-1,2,3,4-tetrahydroquinoline-3-carboxylate (1.5 g, 6.38 mmol), 2-chloro-6-fluorobenzyl alcohol (1.075 g, 6.70 mmol), and triphenylphosphine (2.01 g, 7.65 mmol) were suspended in dichloromethane (64 mL), and diisopropyl azodicarboxylate (1.51 mL, 7.65 mmol) was added dropwise. The reaction mixture was stirred at room temperature for one hour, and then the crude was washed with water, dried (Na₂SO₄), and concentrated to provide a residue. The residue was purified by MPLC eluting with a gradient of 10-30% ethyl acetate in hexanes to afford ethyl 7-((2-chloro-6-fluorobenzyl)oxy)-2-oxo-1,2,3,4-tetrahydroquinoline-3-carboxylate as a solid (1.4 g, 58%).

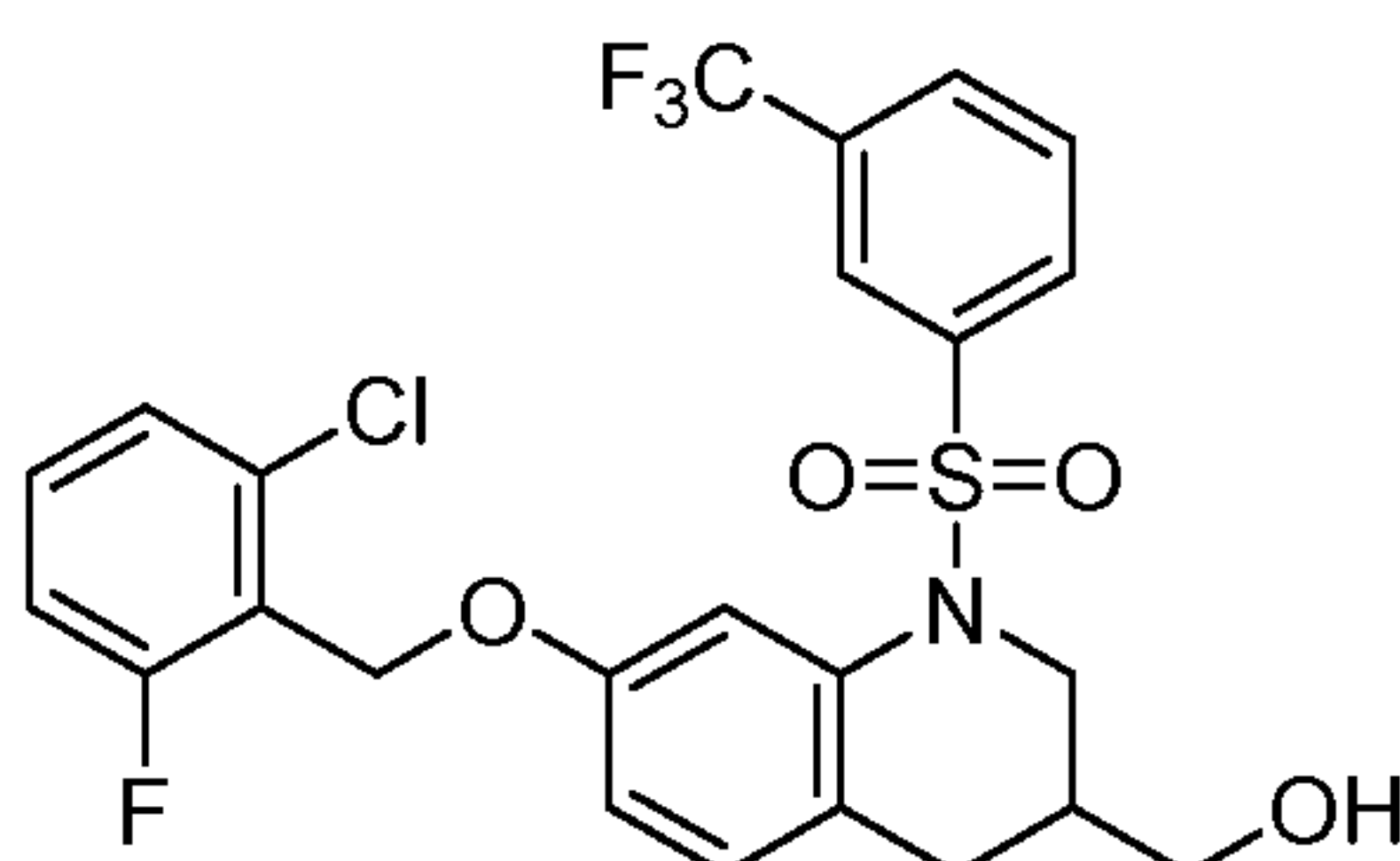
Part VI – Synthesis of (7-((2-Chloro-6-fluorobenzyl)oxy)-1,2,3,4-tetrahydroquinolin-3-yl)methanol



[000351] Ethyl 7-((2-chloro-6-fluorobenzyl)oxy)-2-oxo-1,2,3,4-tetrahydroquinoline-3-carboxylate (1.4 g, 3.706 mmol) was dissolved in THF (37 mL) and borane dimethylsulfide complex (1.408 g, 18.53 mmol) was added. The reaction mixture was heated at reflux for two hours. Then, the crude solution was cooled by placing the reaction vessel in an ice bath, and the reaction carefully quenched by adding methanol to the reaction mixture. The resulting mixture was then refluxed for ten minutes, cooled and concentrated to provide a residue. The residue was partitioned between ethyl acetate and water. The organic phase was washed with brine, dried (Na₂SO₄), and concentrated to provide a residue. The residue was purified via MPLC to afford (7-((2-chloro-6-fluorobenzyl)oxy)-1,2,3,4-tetrahydroquinolin-3-yl)methanol as a light yellow oil (0.48 g, 40%).

- 151 -

Part VII – Synthesis of (7-((2-Chloro-6-fluorobenzyl)oxy)-1-((3-(trifluoromethyl)phenyl)sulfonyl)-1,2,3,4-tetrahydroquinolin-3-yl)methanol



[000352] (7-((2-Chloro-6-fluorobenzyl)oxy)-1,2,3,4-tetrahydroquinolin-3-yl)methanol
 5 (0.1 g, 0.311 mmol) was dissolved in pyridine (2 mL) and 3-(trifluoromethyl) benzenesulfonyl chloride (84 mg, 0.342 mmol) was added. The reaction mixture was heated to 50 °C overnight. Then, the reaction mixture was diluted in ethyl acetate, washed three times with 1 N HCl, washed with brine, dried (Na₂SO₄), and then concentrated to provide a residue. The residue was purified by MPLC to afford (7-((2-chloro-6-fluorobenzyl)oxy)-1-((3-
 10 (trifluoromethyl)phenyl) sulfonyl)-1,2,3,4-tetrahydroquinolin-3-yl)methanol (51 mg, 31%).

EXAMPLE 9 – Preparation of Additional 1,2,3,4-Tetrahydroquinolin-3-yl)methanol Compounds

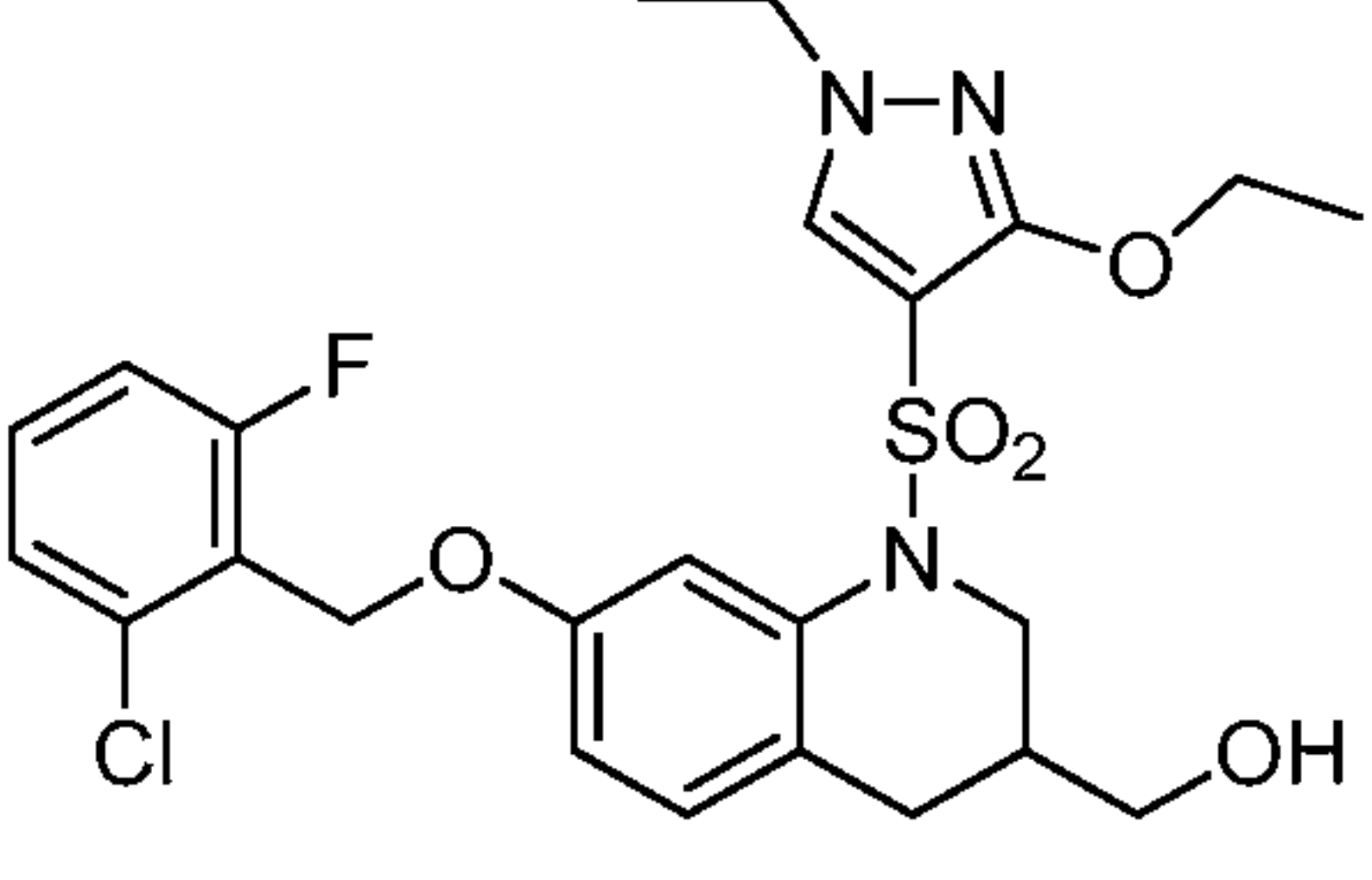
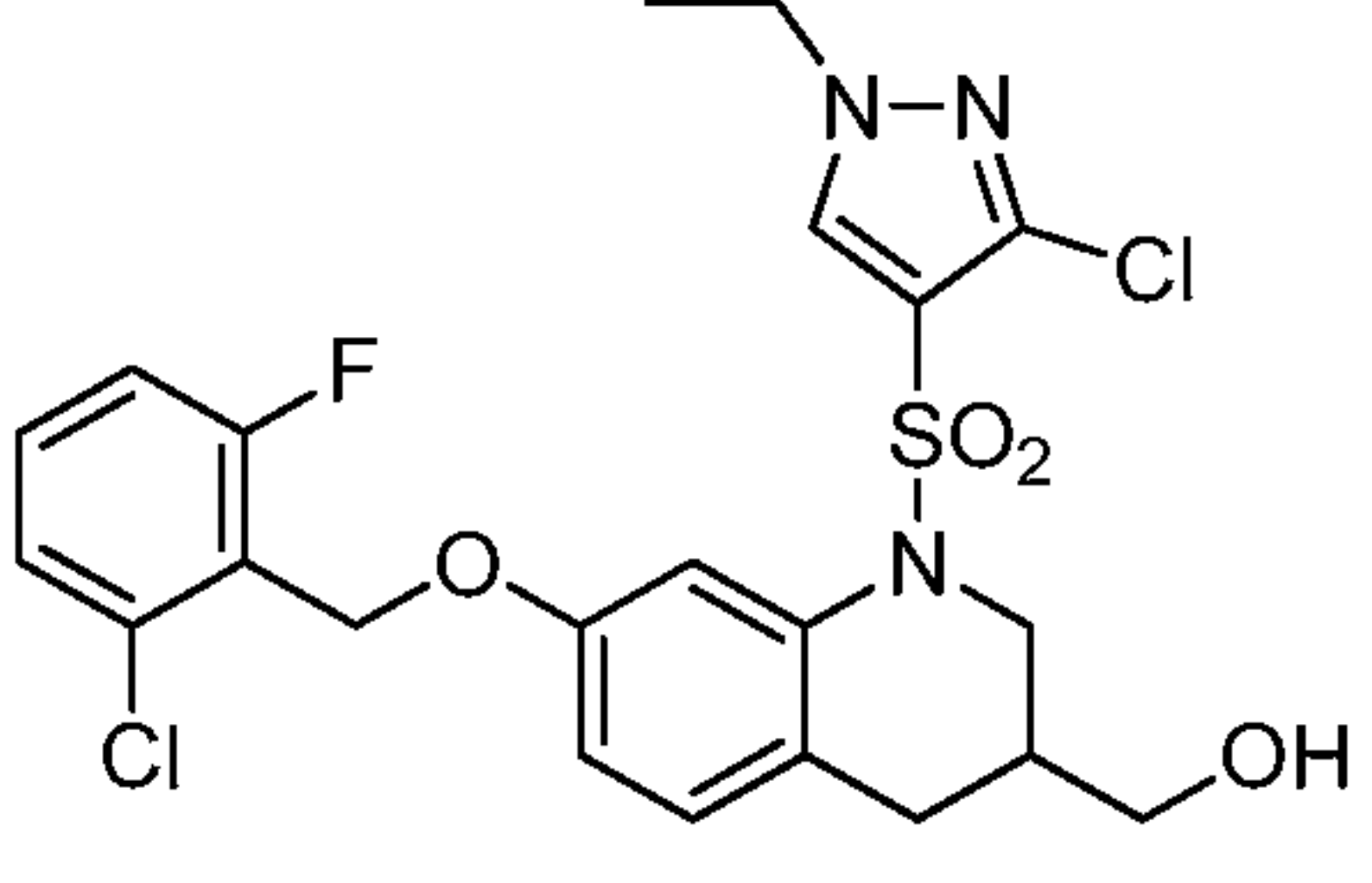
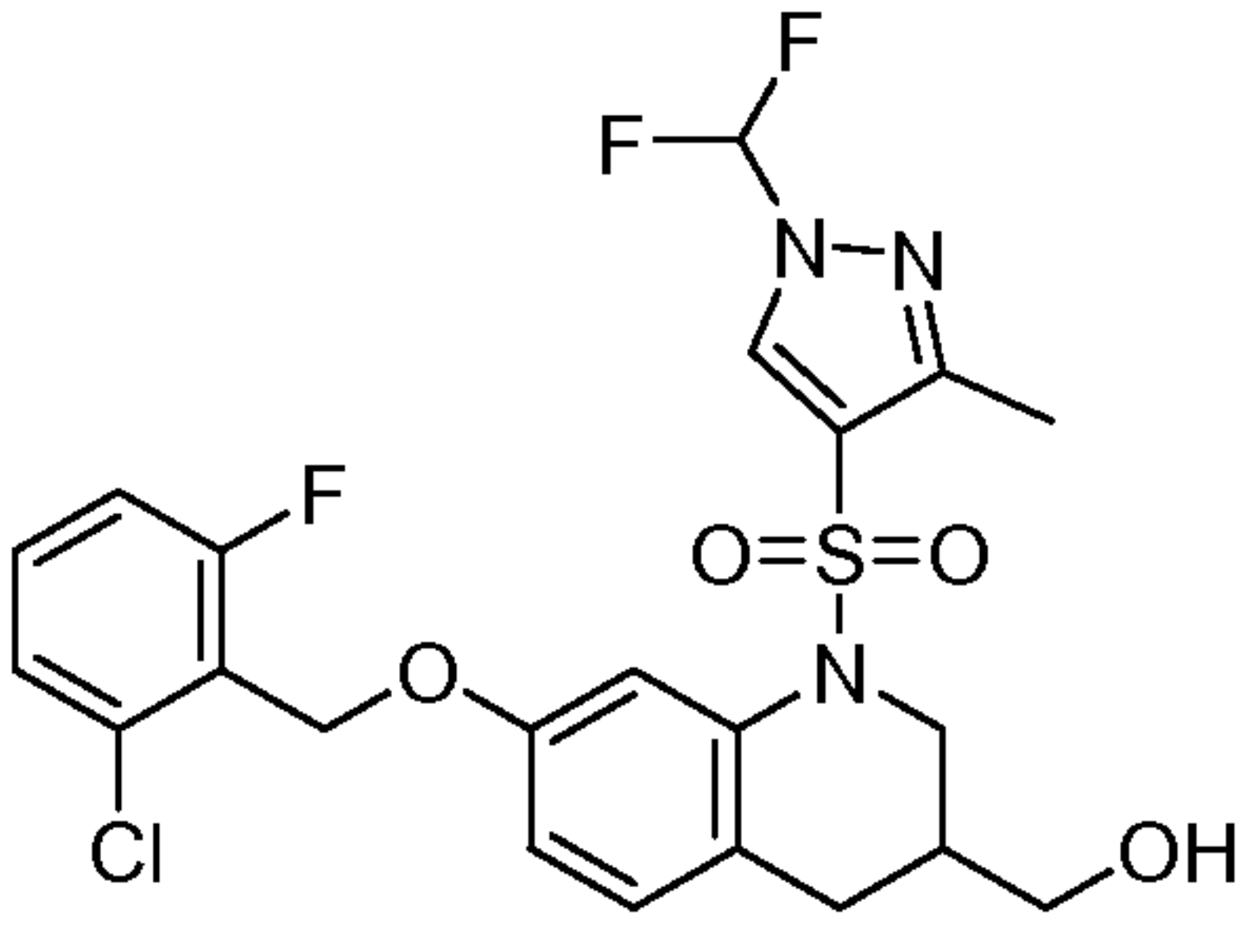
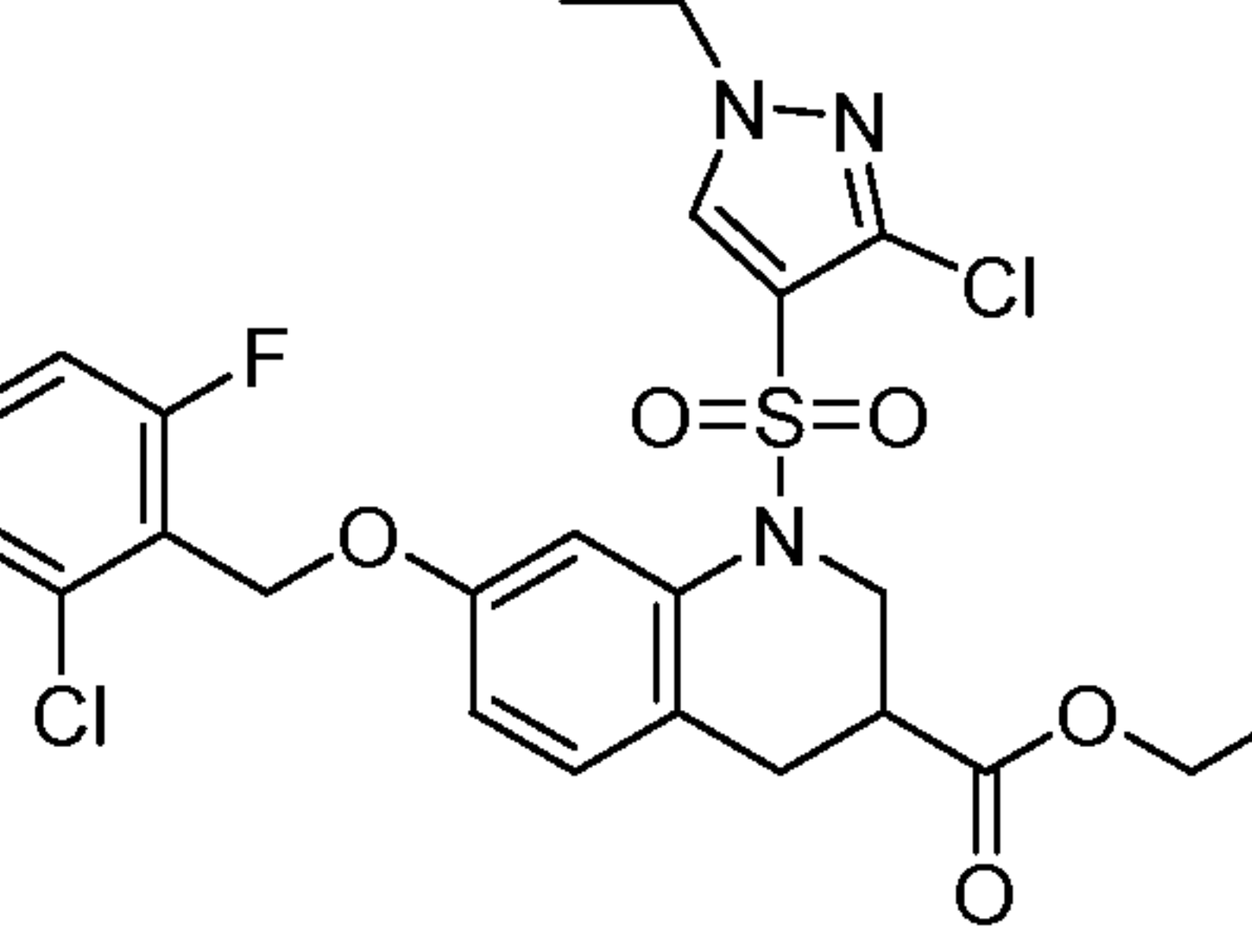
[000353] Compounds in Table 3 were prepared based on experimental procedures described in Example 8 and the detailed description.

15

TABLE 3

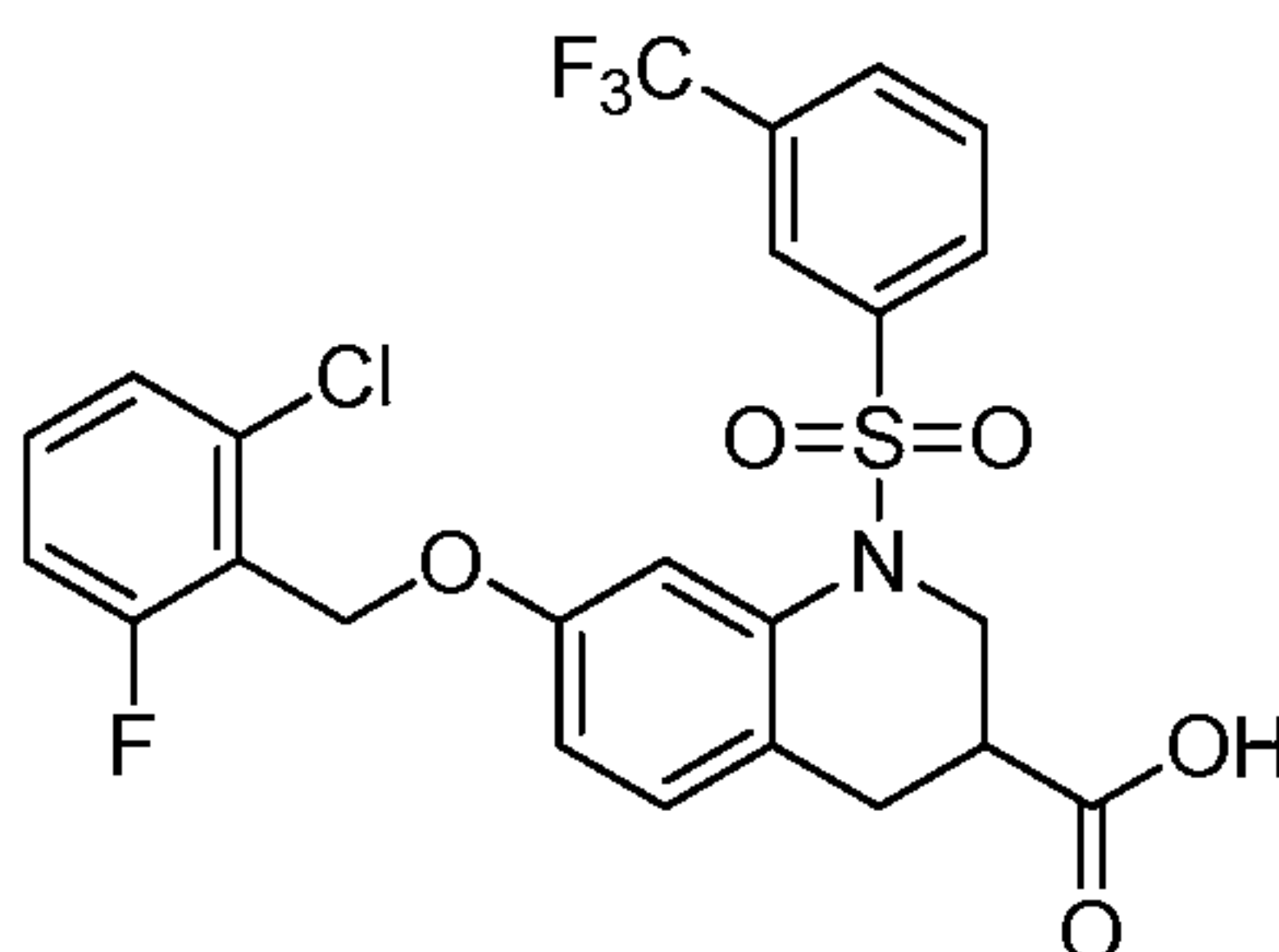
No.	Structure	Name	Observed m/z
9A		(7-((2-chloro-6-fluorobenzyl)oxy)-1-((4-fluoro-3-methoxyphenyl)sulfonyl)-1,2,3,4-tetrahydroquinolin-3-yl)methanol	510 (M+H) ⁺

- 152 -

No.	Structure	Name	Observed m/z
9B		(7-((2-chloro-6-fluorobenzyl)oxy)-1-((3-ethoxy-1-ethyl-1 <i>H</i> -pyrazol-4-yl)sulfonyl)-1,2,3,4-tetrahydroquinolin-3-yl)methanol	524 (M+H) ⁺
9C		(1-((3-chloro-1-ethyl-1 <i>H</i> -pyrazol-4-yl)sulfonyl)-7-((2-chloro-6-fluorobenzyl)oxy)-1,2,3,4-tetrahydroquinolin-3-yl)methanol	514 (M+H) ⁺
9D		(7-((2-chloro-6-fluorobenzyl)oxy)-1-((1-(difluoromethyl)-3-methyl-1 <i>H</i> -pyrazol-4-yl)sulfonyl)-1,2,3,4-tetrahydroquinolin-3-yl)methanol	516 (M+H) ⁺
9E		ethyl 1-((3-chloro-1-ethyl-1 <i>H</i> -pyrazol-4-yl)sulfonyl)-7-((2-chloro-6-fluorobenzyl)oxy)-1,2,3,4-tetrahydroquinoline-3-carboxylate	556 (M+H) ⁺

- 153 -

EXAMPLE 10 – Synthesis of 7-((2-Chloro-6-fluorobenzyl)oxy)-1-((3-(trifluoromethyl)phenyl)sulfonyl)-1,2,3,4-tetrahydroquinoline-3-carboxylic acid



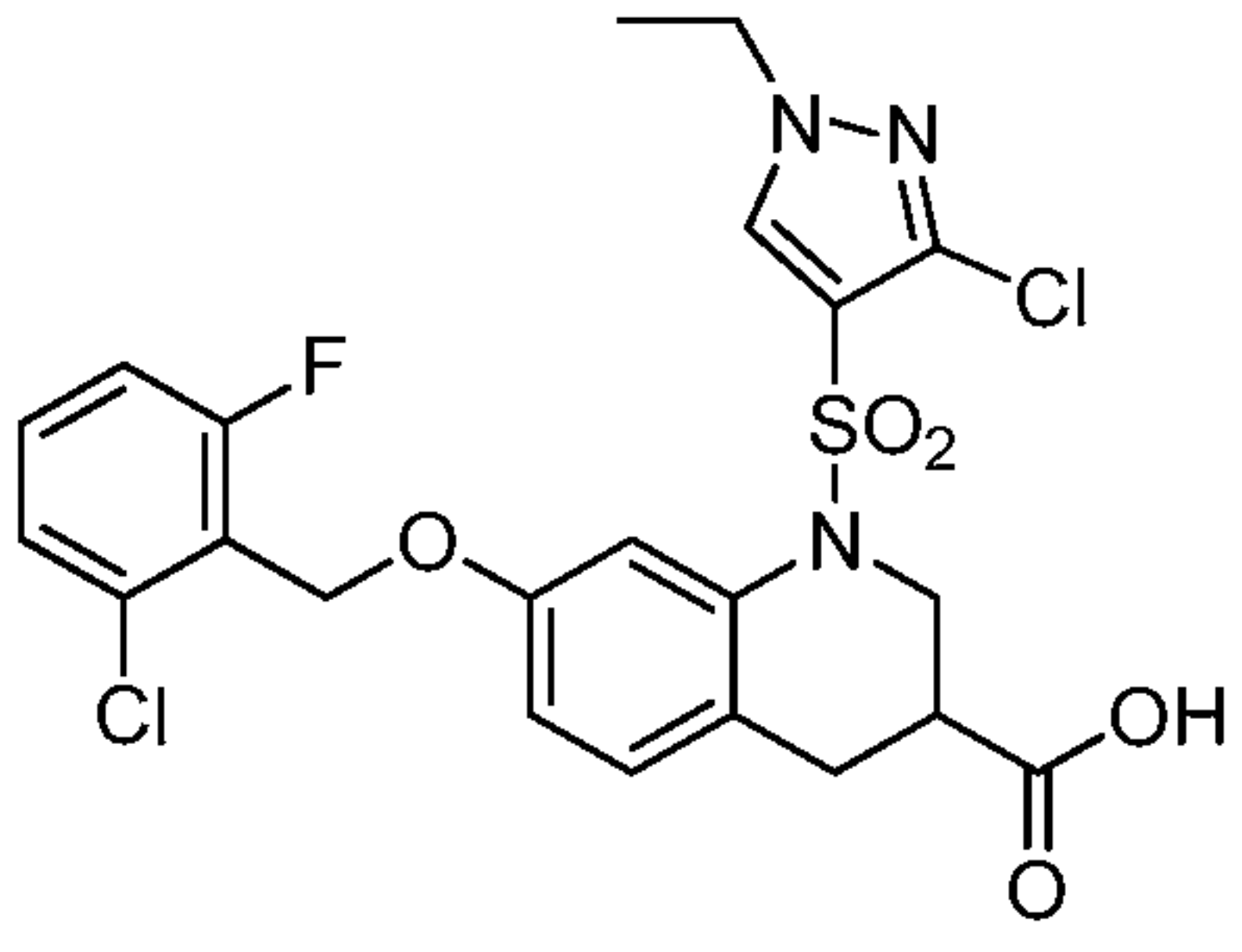
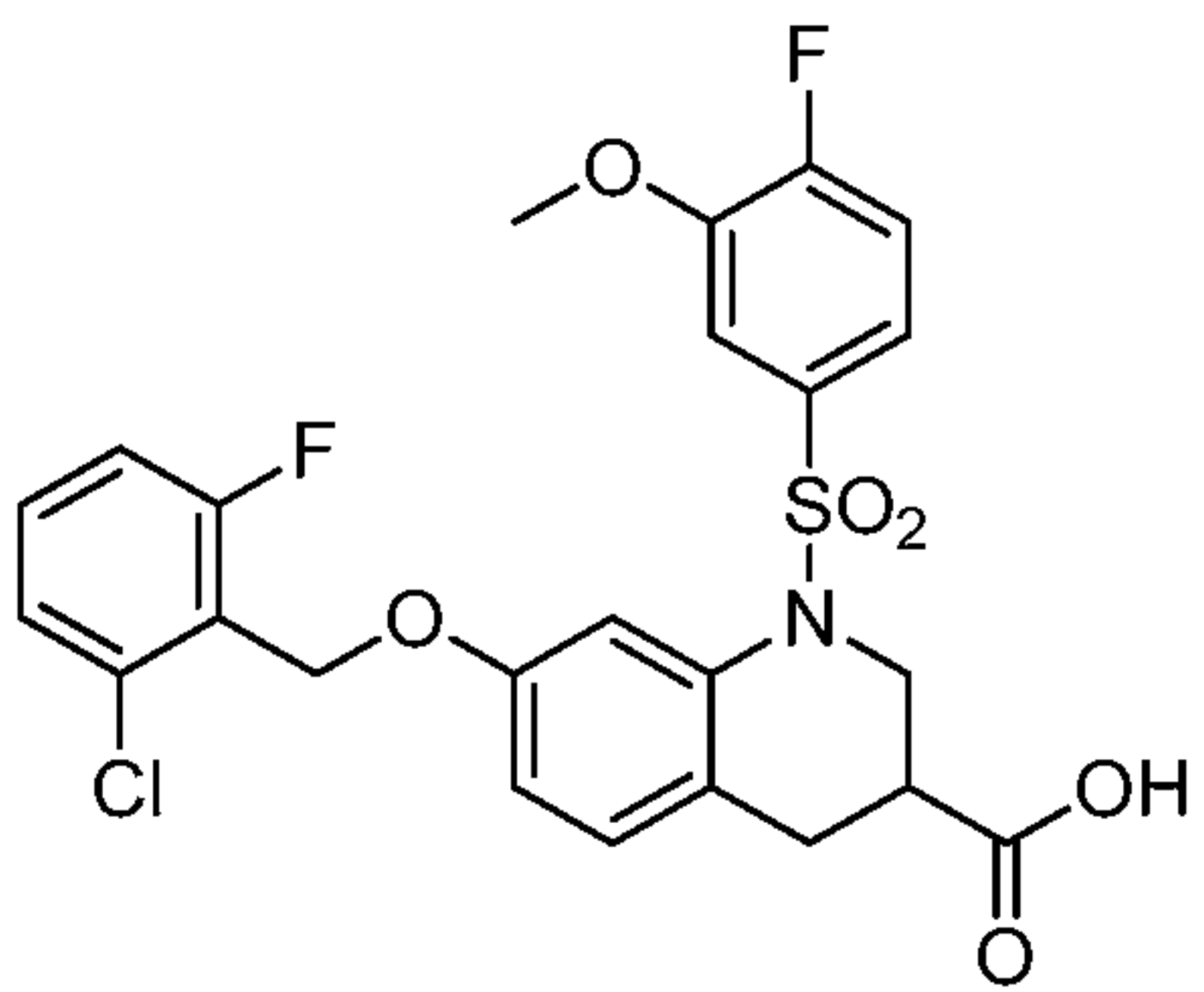
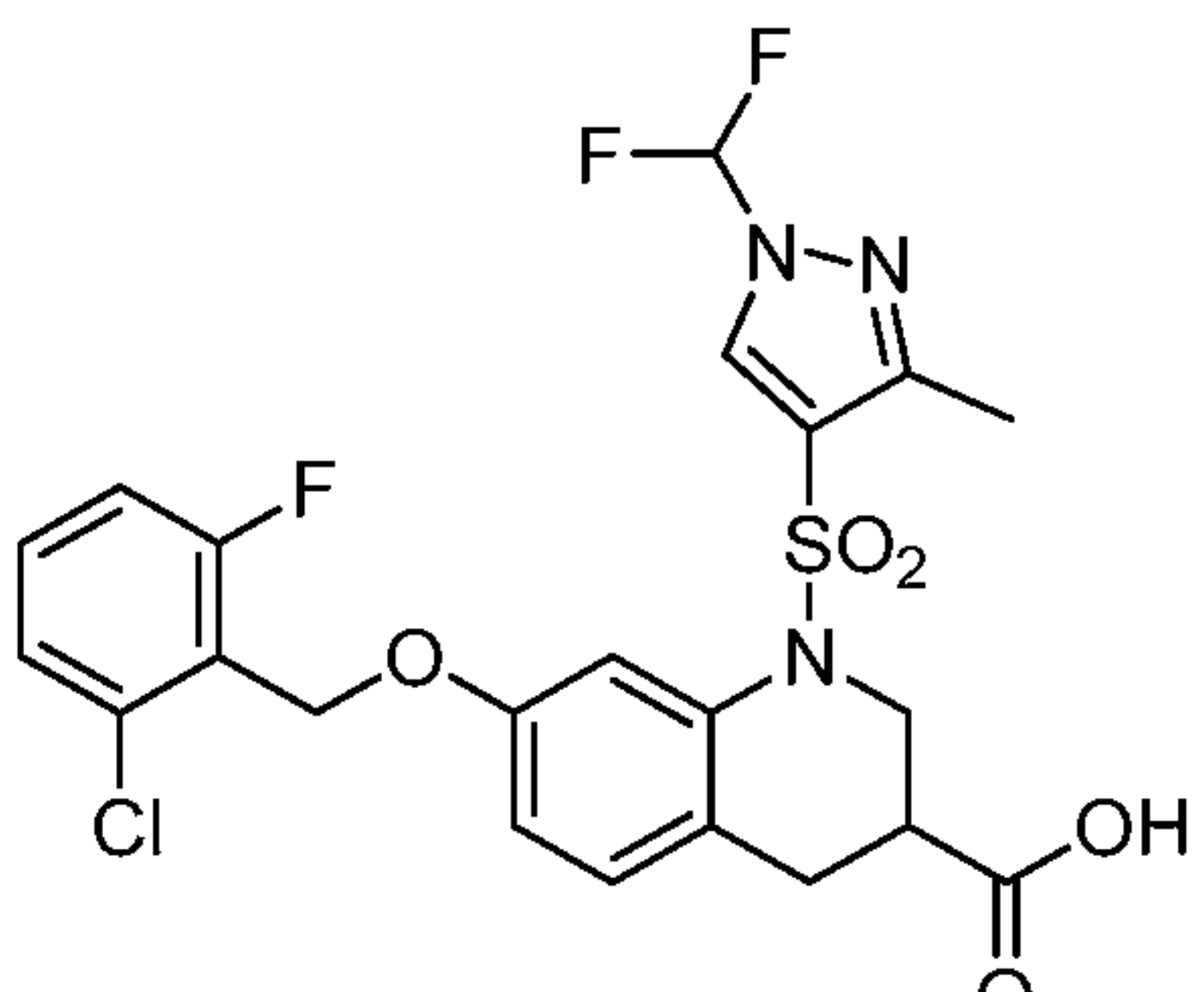
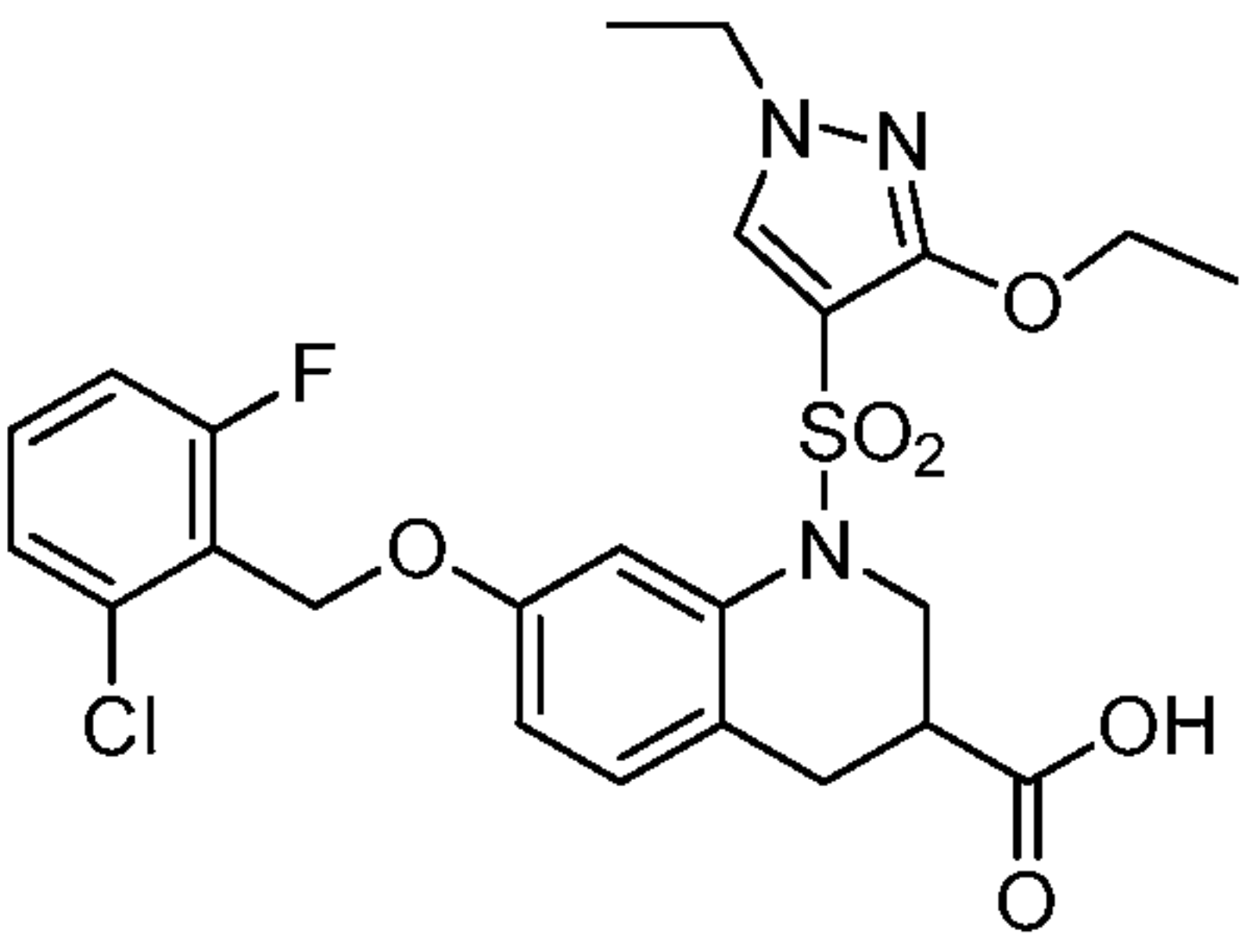
[000354] (7-((2-Chloro-6-fluorobenzyl)oxy)-1-((3-(trifluoromethyl)phenyl)sulfonyl)-
 5 1,2,3,4-tetrahydroquinolin-3-yl)methanol (43 mg, 0.081 mmol) was dissolved in acetone (4 mL), and Jones' reagent was added dropwise until the orange color persisted. The mixture was stirred at room temperature for two hours, then the reaction was quenched by addition of isopropyl alcohol to the reaction mixture, and the resulting mixture was concentrated to provide a residue. The residue was partitioned between 1 N HCl and ethyl acetate/THF. The organic
 10 phase was washed with brine, dried (Na₂SO₄), and concentrated to provide a residue. The residue was purified by MPLC eluting with a gradient of 0-10% methanol in dichloromethane to afford 7-((2-chloro-6-fluorobenzyl)oxy)-1-((3-(trifluoromethyl)phenyl)sulfonyl)-1,2,3,4-tetrahydroquinoline-3-carboxylic acid (19 mg, 43%). ¹H-NMR (400 MHz, DMSO-*d*₆) δ 12.25 (bs, 1H), 8.08 (d, 1H), 7.95 (d, 1H), 7.80 (m, 2H), 7.48 (m, 1H), 7.40 (m, 1H), 7.28 (t, 1H),
 15 7.18 (s, 1H), 7.07 (d, 1H), 6.83 (d, 1H), 5.08 (s, 2H), 4.19 (d, 1H), 3.67 (m, 1H), 2.53 (m, 3H). MS (ESI+) (M+Na)⁺ 565.95.

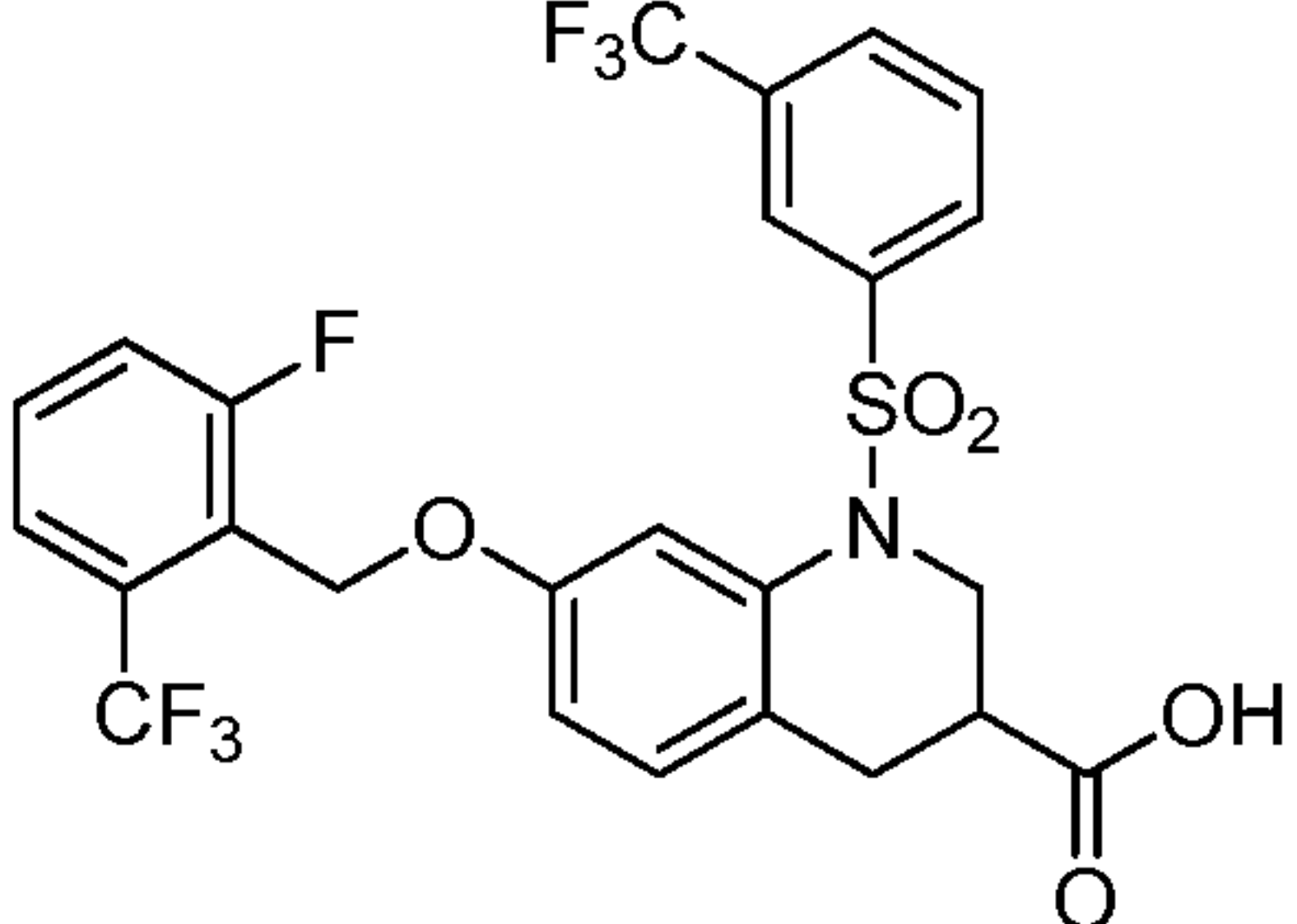
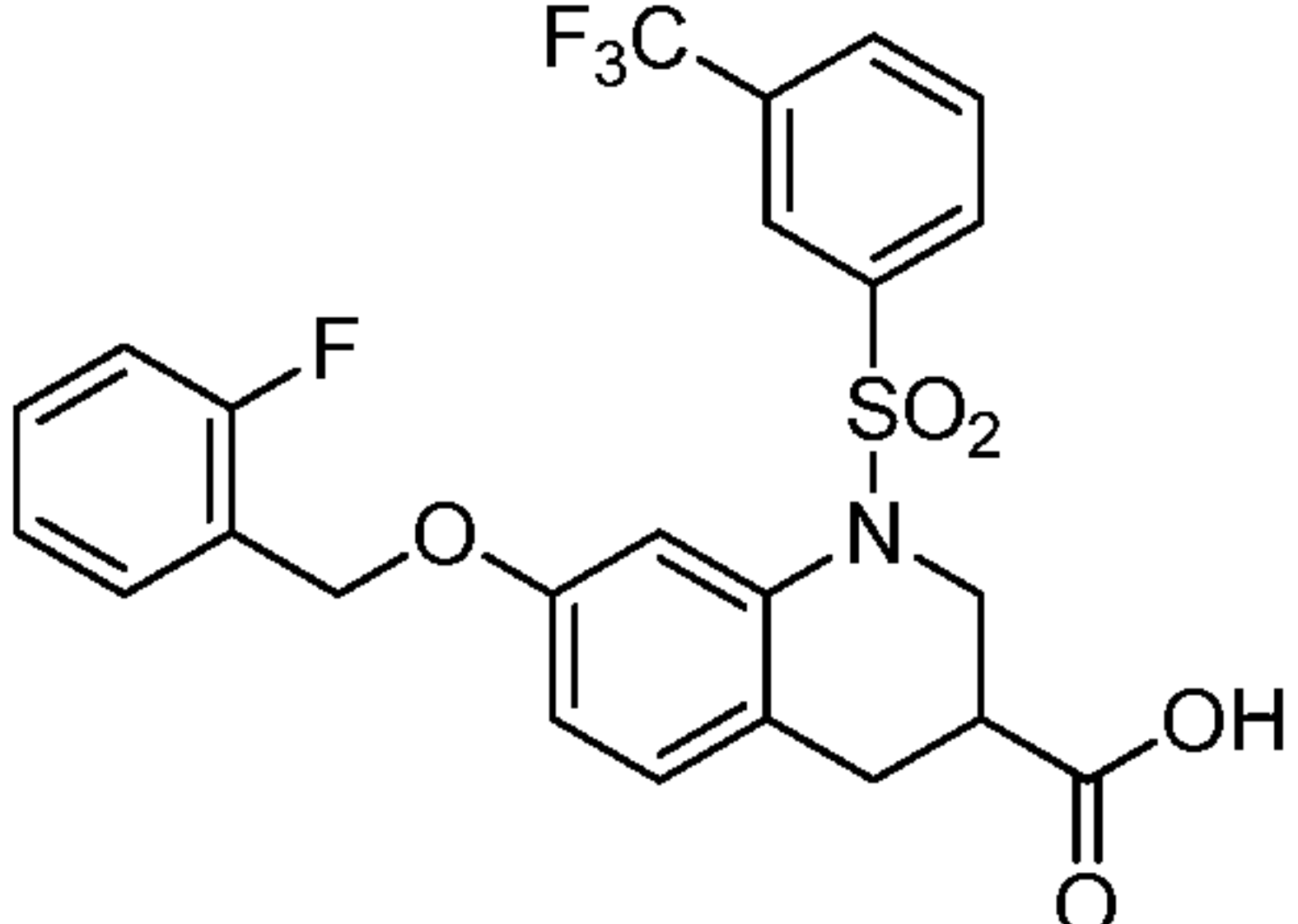
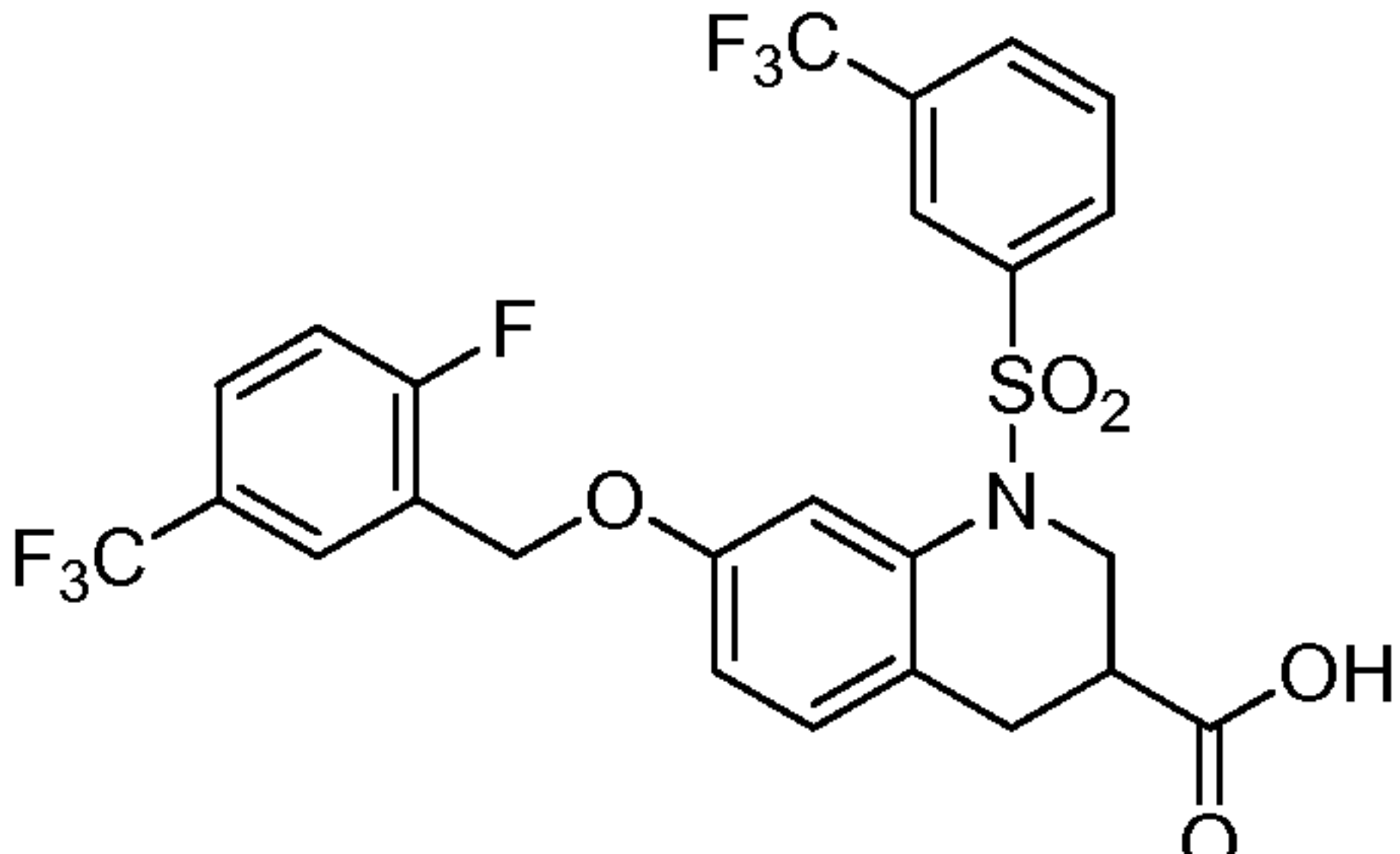
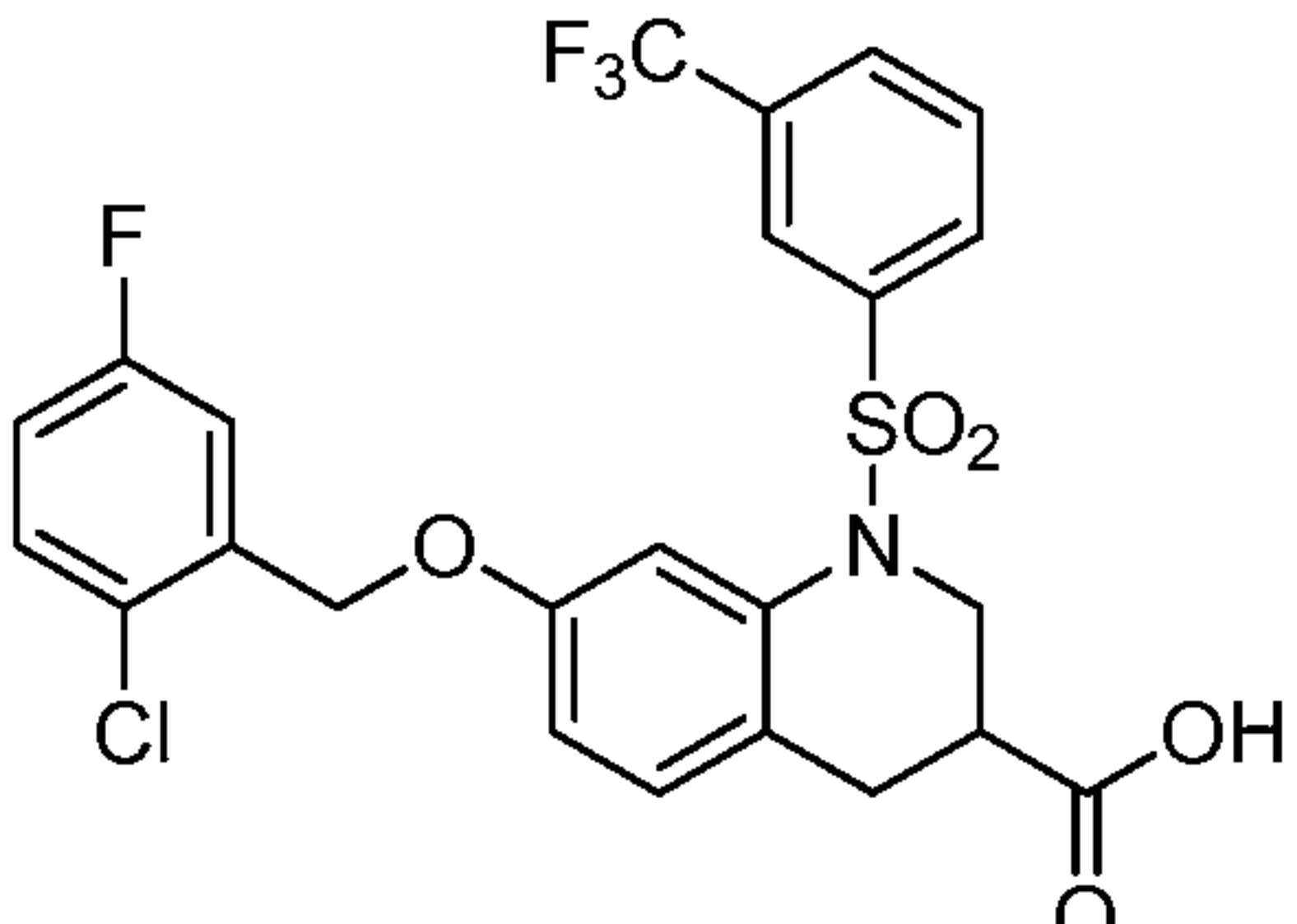
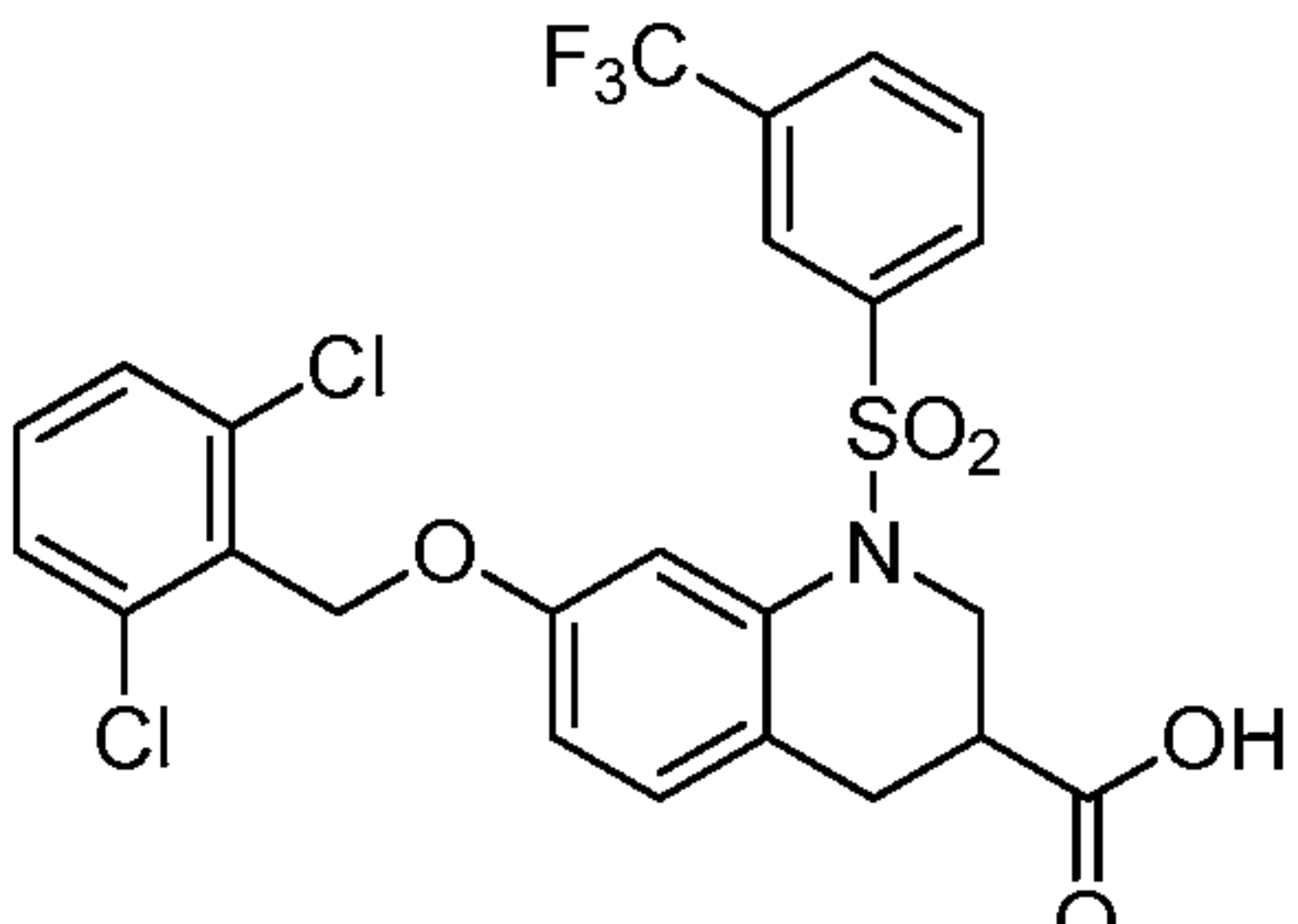
EXAMPLE 11 – Preparation of Additional 1,2,3,4-Tetrahydroquinoline-3-carboxylic acids

[000355] Compounds in Table 4 were prepared based on experimental procedures described in Example 10 and the detailed description.

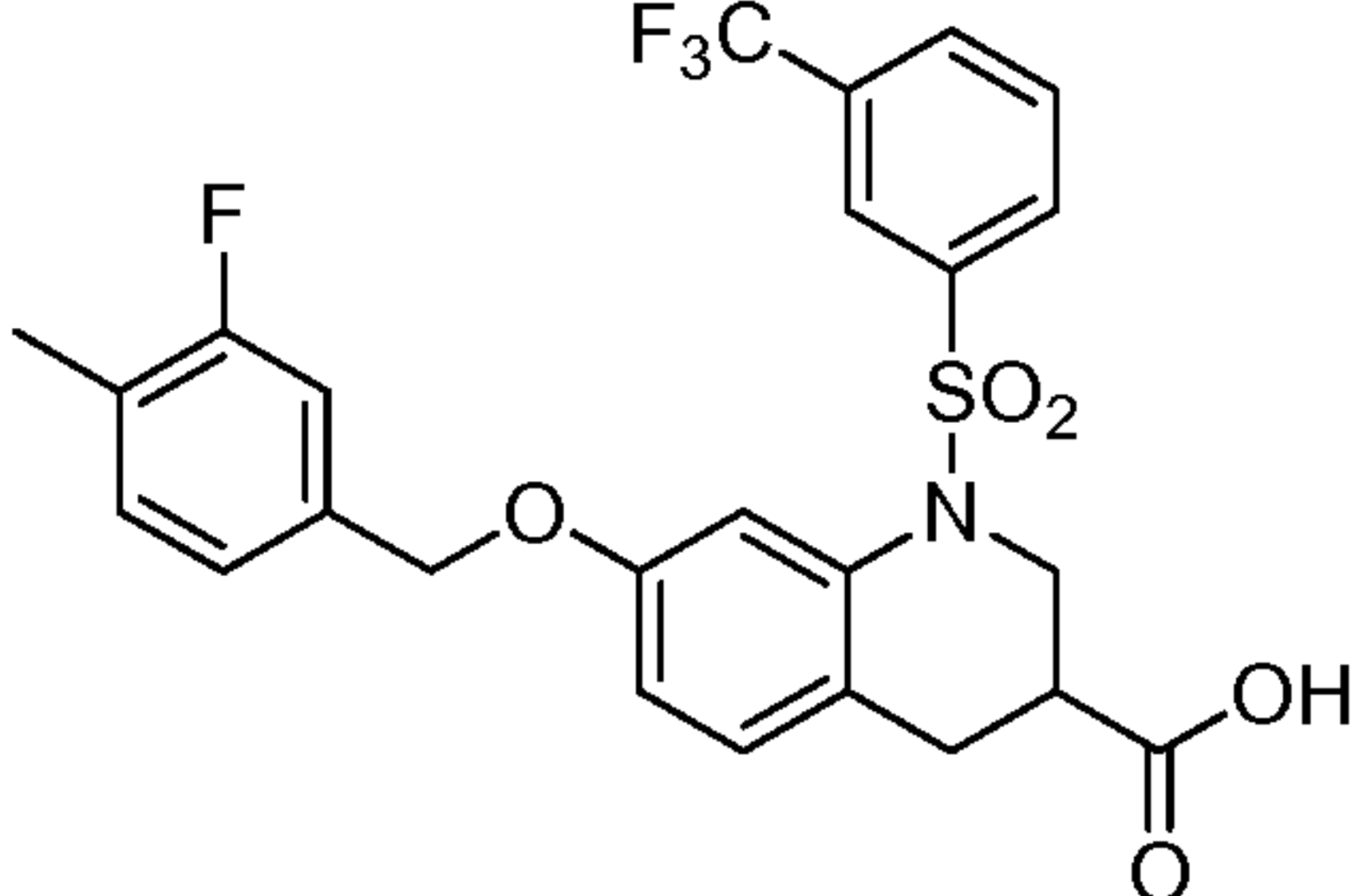
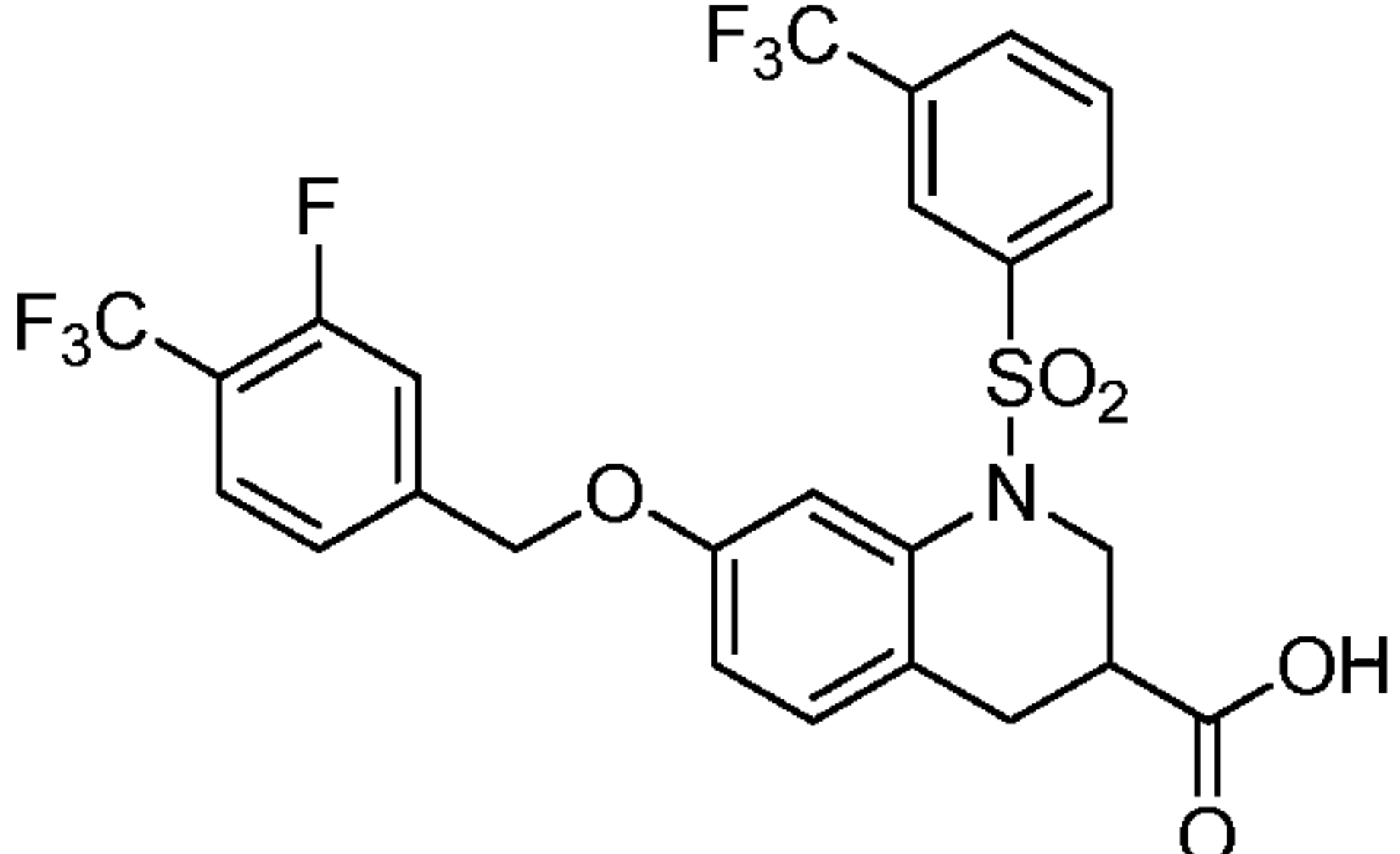
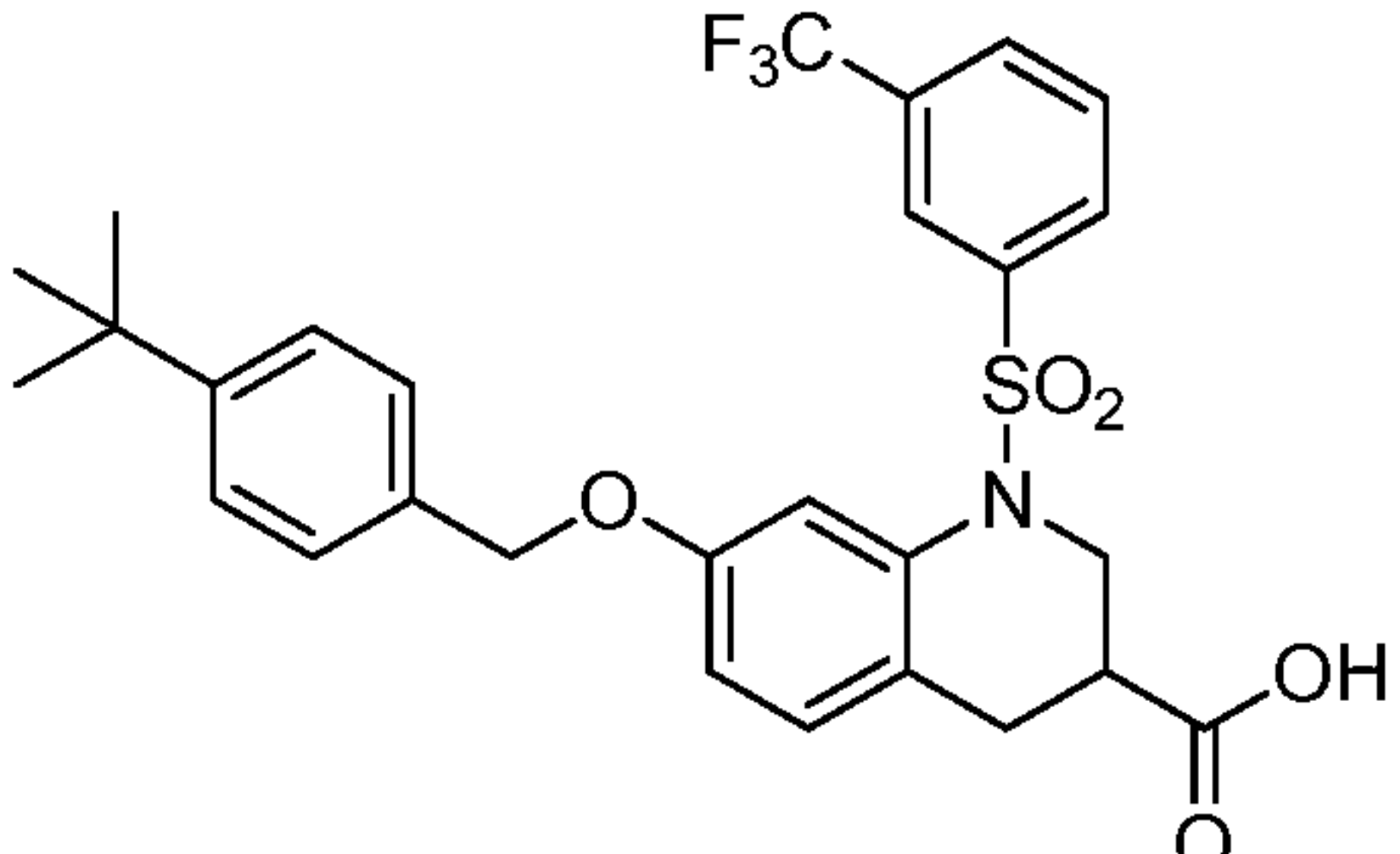
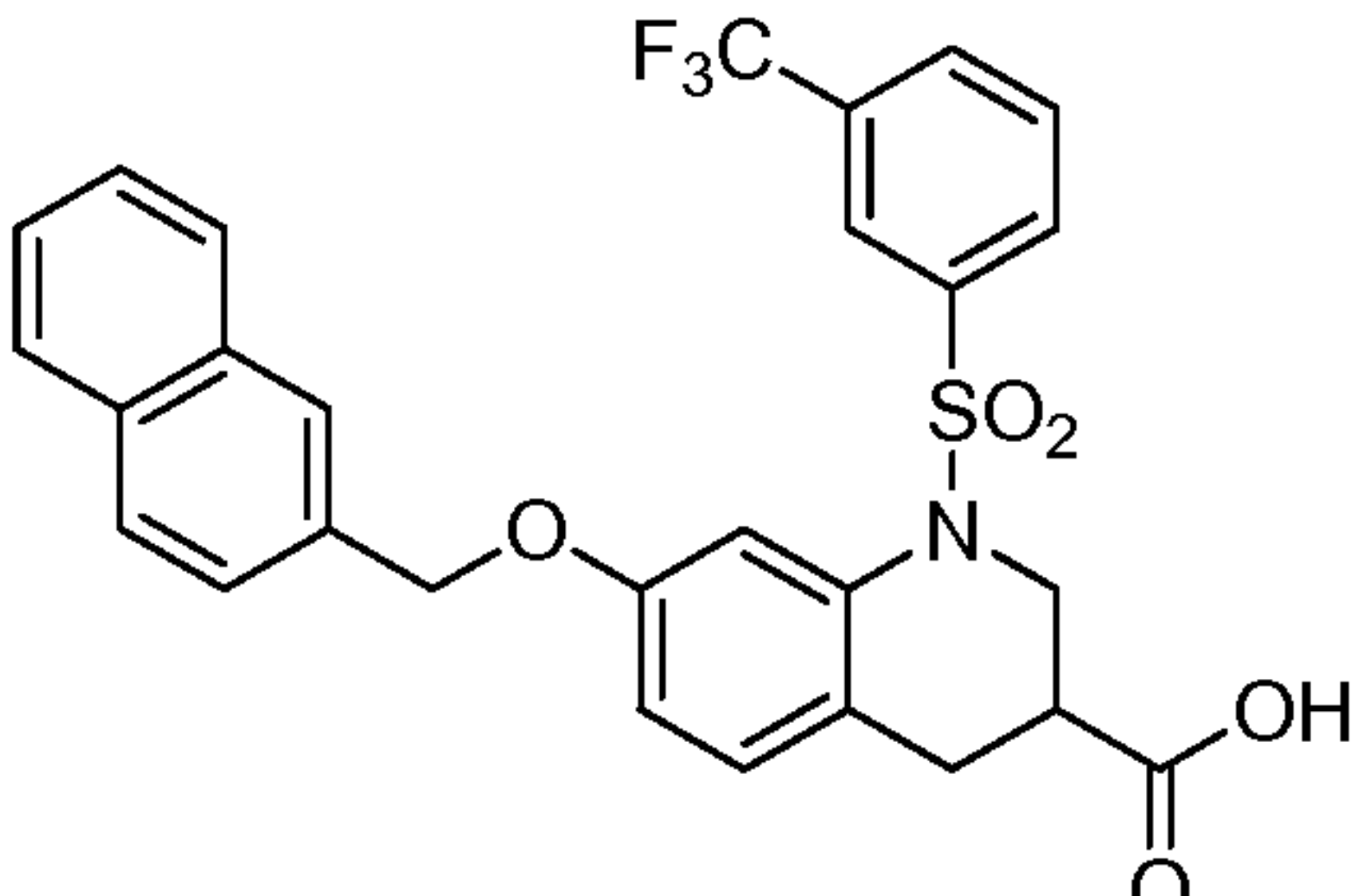
- 154 -

TABLE 4

No.	Structure	Name	Observed m/z
11A		1-((3-chloro-1-ethyl-1 <i>H</i> -pyrazol-4-yl)sulfonyl)-7-((2-chloro-6-fluorobenzyl)oxy)-1,2,3,4-tetrahydroquinoline-3-carboxylic acid	528 (M+H) ⁺
11B		7-((2-chloro-6-fluorobenzyl)oxy)-1-((4-fluoro-3-methoxyphenyl)sulfonyl)-1,2,3,4-tetrahydroquinoline-3-carboxylic acid	524 (M+H) ⁺
11C		7-((2-chloro-6-fluorobenzyl)oxy)-1-((1-(difluoromethyl)-3-methyl-1 <i>H</i> -pyrazol-4-yl)sulfonyl)-1,2,3,4-tetrahydroquinoline-3-carboxylic acid	530 (M+H) ⁺
11D		7-((2-chloro-6-fluorobenzyl)oxy)-1-((3-ethoxy-1-ethyl-1 <i>H</i> -pyrazol-4-yl)sulfonyl)-1,2,3,4-tetrahydroquinoline-3-carboxylic acid	538 (M+H) ⁺

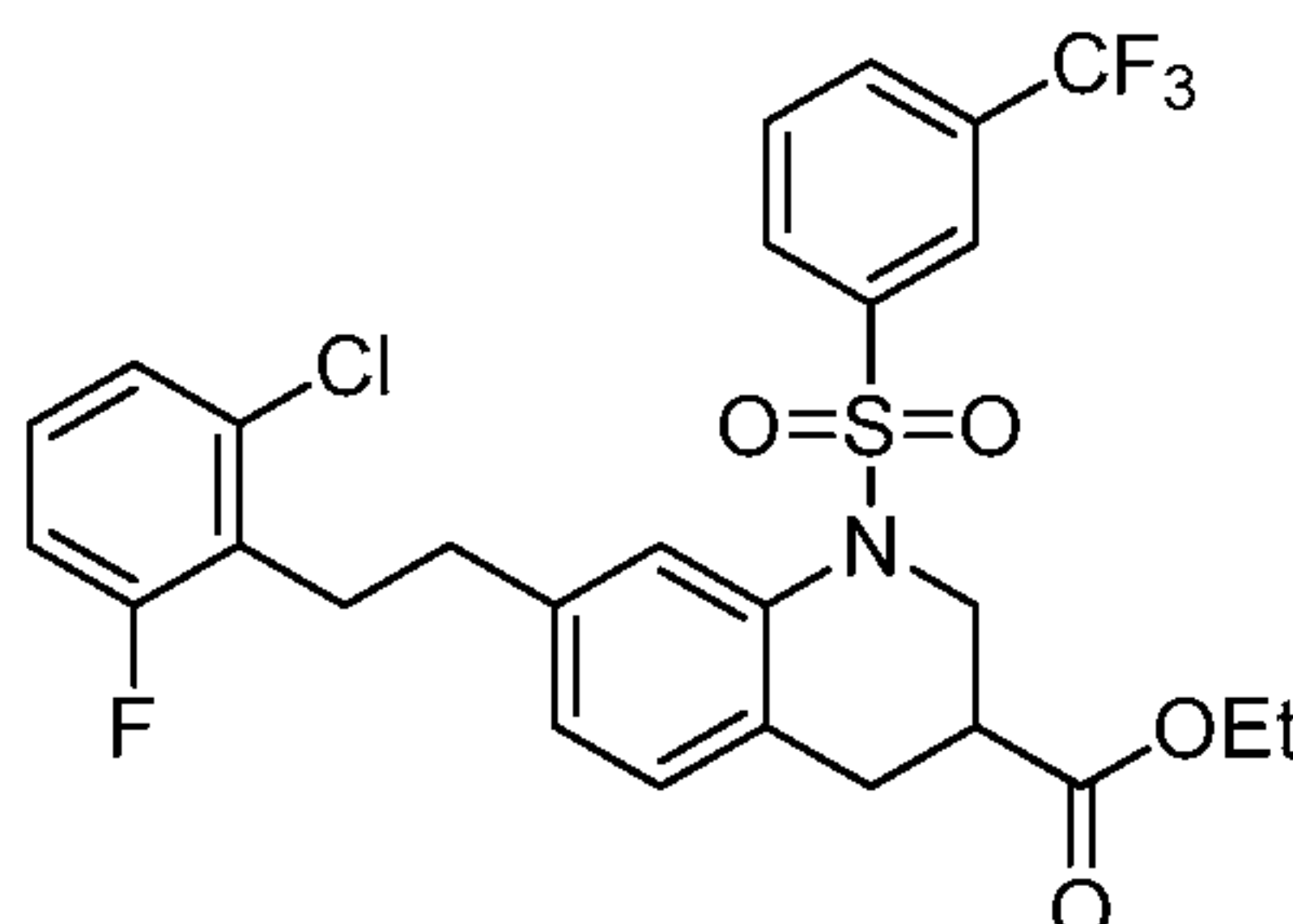
No.	Structure	Name	Observed m/z
11E		7-((2-fluoro-6-(trifluoromethyl)benzyl)oxy)-1-((3-(trifluoromethyl)phenyl)sulfonyl)-1,2,3,4-tetrahydroquinoline-3-carboxylic acid	578 (M+H) ⁺
11F		7-((2-fluorobenzyl)oxy)-1-((3-(trifluoromethyl)phenyl)sulfonyl)-1,2,3,4-tetrahydroquinoline-3-carboxylic acid	510 (M+H) ⁺
11G		7-((2-fluoro-5-(trifluoromethyl)benzyl)oxy)-1-((3-(trifluoromethyl)phenyl)sulfonyl)-1,2,3,4-tetrahydroquinoline-3-carboxylic acid	578 (M+H) ⁺
11H		7-((2-chloro-5-fluorobenzyl)oxy)-1-((3-(trifluoromethyl)phenyl)sulfonyl)-1,2,3,4-tetrahydroquinoline-3-carboxylic acid	544 (M+H) ⁺
11I		7-((2,6-dichlorobenzyl)oxy)-1-((3-(trifluoromethyl)phenyl)sulfonyl)-1,2,3,4-tetrahydroquinoline-3-carboxylic acid	560 (M+H) ⁺

- 156 -

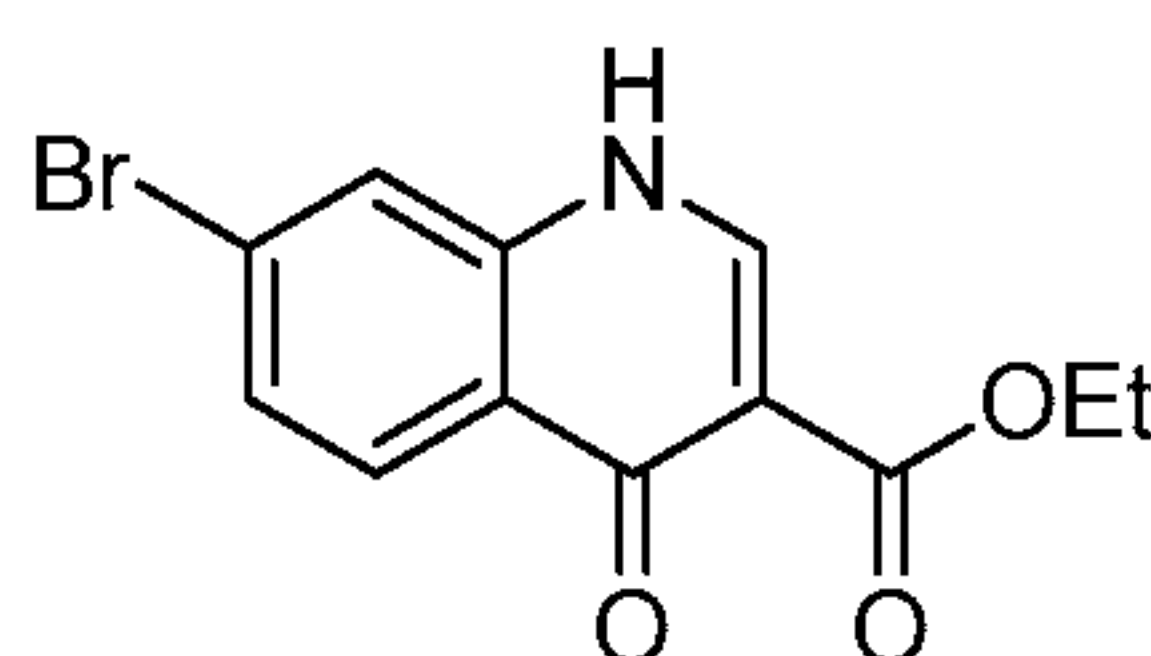
No.	Structure	Name	Observed m/z
11J		7-((3-fluoro-4-methylbenzyl)oxy)-1-((3-(trifluoromethyl)phenyl)sulfonyl)-1,2,3,4-tetrahydroquinoline-3-carboxylic acid	524 (M+H) ⁺
11K		7-((3-fluoro-4-(trifluoromethyl)benzyl)oxy)-1-((3-(trifluoromethyl)phenyl)sulfonyl)-1,2,3,4-tetrahydroquinoline-3-carboxylic acid	578 (M+H) ⁺
11L		7-((4-(<i>tert</i> -butyl)benzyl)oxy)-1-((3-(trifluoromethyl)phenyl)sulfonyl)-1,2,3,4-tetrahydroquinoline-3-carboxylic acid	548 (M+H) ⁺
11M		7-(naphthalen-2-ylmethoxy)-1-((3-(trifluoromethyl)phenyl)sulfonyl)-1,2,3,4-tetrahydroquinoline-3-carboxylic acid	542 (M+H) ⁺

- 157 -

EXAMPLE 12 – Synthesis of Ethyl 7-(2-chloro-6-fluorophenethyl)-1-((3-(trifluoromethyl)phenyl)sulfonyl)-1,2,3,4-tetrahydroquinoline-3-carboxylate



Part I – Synthesis of Ethyl 7-bromo-4-oxo-1,4-dihydroquinoline-3-carboxylate

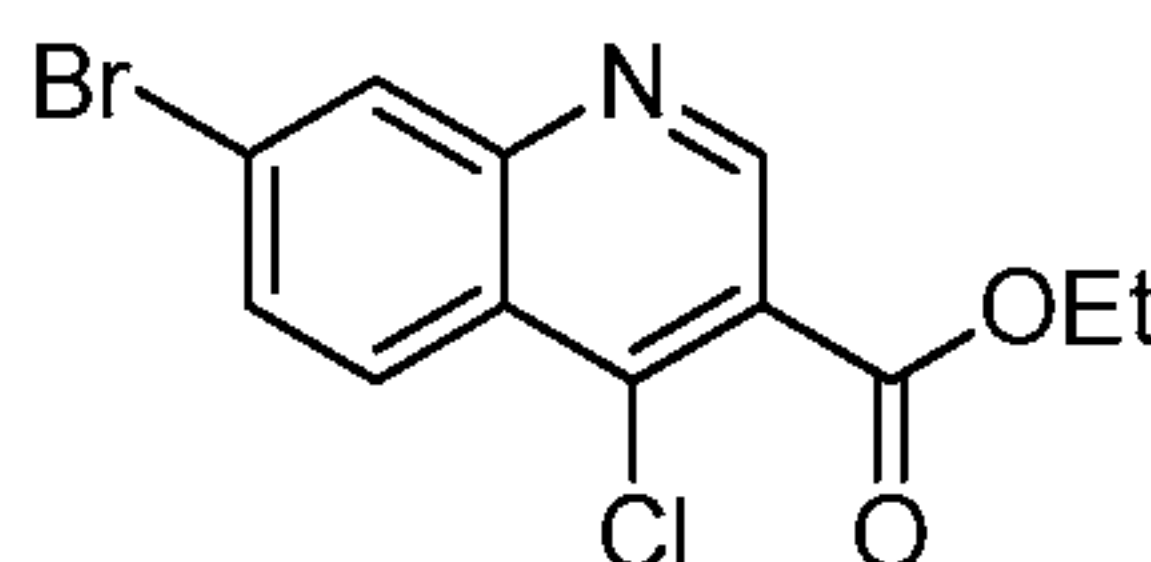


5

[000356] 3-Bromoaniline (10 g, 58.13 mmol) and diethyl 2-(ethoxymethylene)malonate (12.57 g, 58.13 mmol) were suspended in ethanol (60 mL), and the reaction mixture was heated to reflux overnight. Then, the crude mixture was concentrated, and the resulting residue was re-suspended in diphenyl ether. Next, the suspension was heated to 250 °C for 90 minutes.

10 The mixture was then cooled to about 35 – 40 °C and filtered through a sintered glass funnel. The isolated solid was washed with 2:1 ethyl acetate:hexanes, and recrystallized from 70% ethanol affording ethyl 7-bromo-4-oxo-1,4-dihydroquinoline-3-carboxylate as a white solid (5.11 g, 30%).

Part II – Synthesis of Ethyl 7-bromo-4-chloroquinoline-3-carboxylate



15

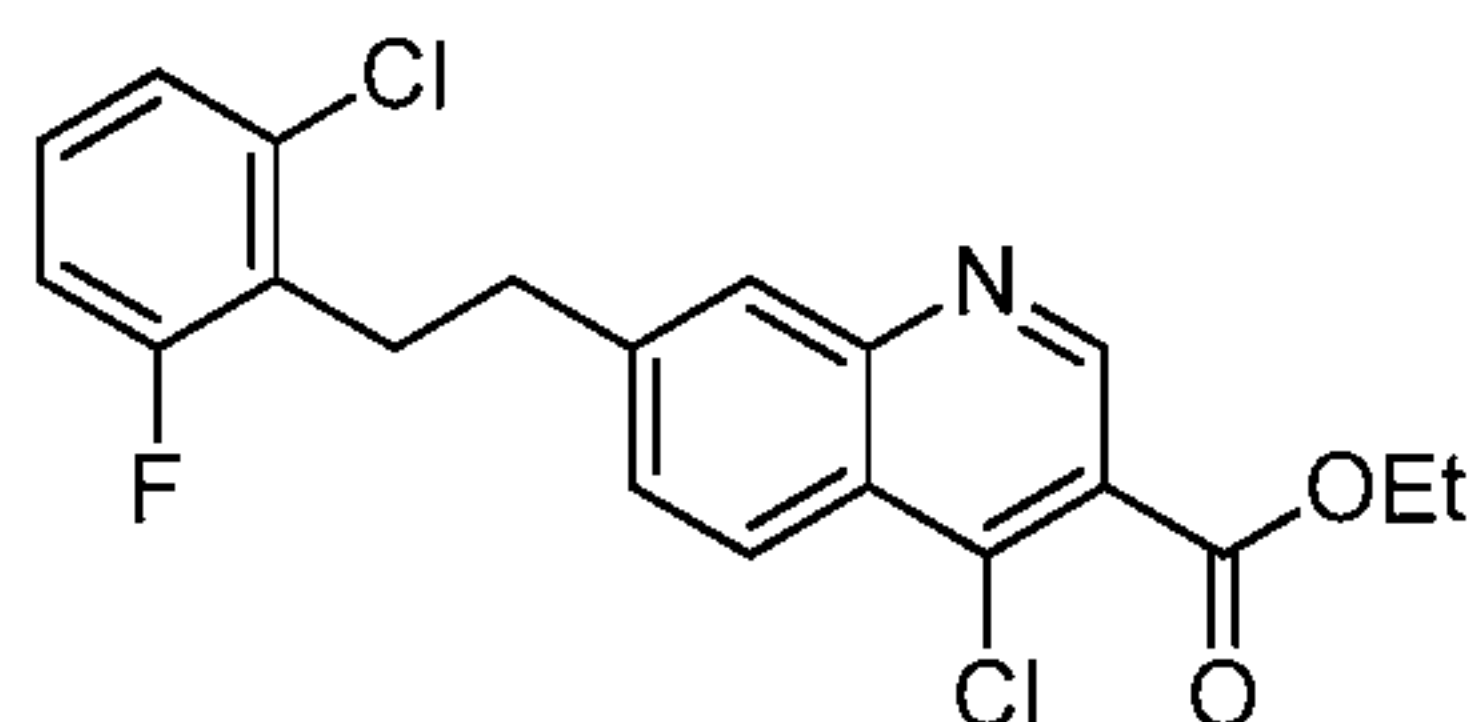
[000357] Ethyl 7-bromo-4-oxo-1,4-dihydroquinoline-3-carboxylate (5.11 g, 17.3 mmol) was dissolved in thionyl chloride (70 mL), and DMF (0.5 mL) was added. The reaction mixture was heated to reflux overnight. The resulting solution was concentrated to provide a residue, and the residue was carefully treated with a saturated sodium carbonate solution. The resulting mixture was slurried, and then filtered. The solid isolated by filtration was washed with water, and dried in a vacuum oven to produce a yellow solid. The yellow solid was then loaded onto silica gel and purified by MPLC eluting with a gradient of 5-80% ethyl acetate in

20

- 158 -

hexanes to afford ethyl 7-bromo-4-chloroquinoline-3-carboxylate as a white solid (4.12 g, 76%).

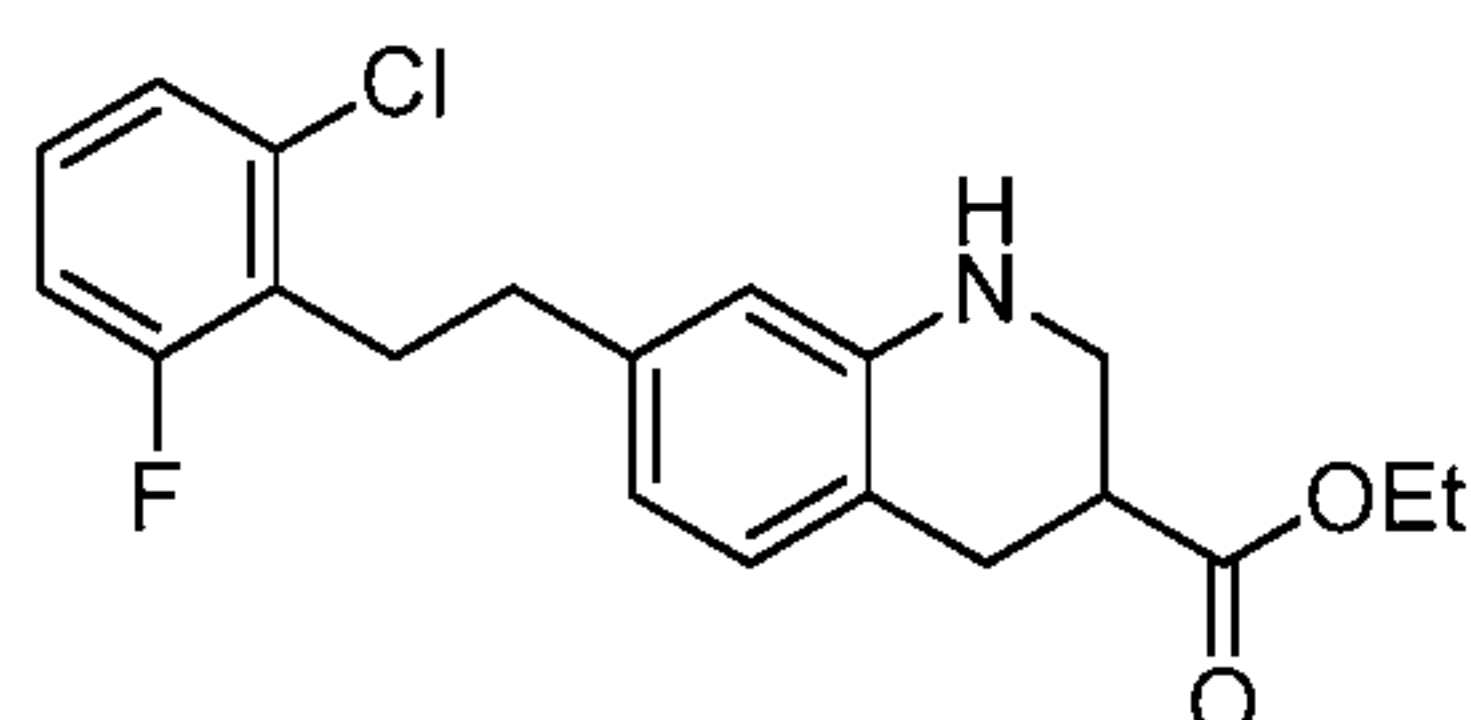
Part III – Synthesis of Ethyl 4-chloro-7-(2-chloro-6-fluorophenethyl)quinoline-3-carboxylate



5

[000358] 1-Chloro-3-fluoro-2-vinyl benzene (996 mg, 6.358 mmol) was dissolved in THF (16 mL) and the reaction vessel containing the solution was cooled in an ice bath. To this solution, a 0.5 M solution of 9-borabicyclo[3.3.1] nonane in toluene (12.7, 6.35 mmol) was added, and the resulting mixture allowed to warm to room temperature where it was held for six days. Ethyl 7-bromo-4-chloroquinoline-3-carboxylate (1 g, 3.179 mmol) was mixed with triethylamine (0.665 mL, 4.769 mmol), and [1,1'-bis(diphenylphosphino)ferrocene] dichloropalladium (II) complex with dichloromethane (243 mg, 0.318 mmol) in degassed DMF (18 mL) and water (2 mL). The olefin solution was then added to the reaction mixture, and the resulting reaction mixture was heated to 50 °C overnight. Next, the reaction mixture was cooled to room temperature, and partitioned between water and ethyl acetate. The organic phase was washed with brine, dried (Na₂SO₄), and concentrated to provide a residue. The residue was purified by MPLC eluting with a gradient of 10-30% ethyl acetate in hexanes to afford ethyl 4-chloro-7-(2-chloro-6-fluorophenethyl)quinoline-3-carboxylate (610 mg, 49%). MS (ESI+) (M+H)⁺ 391.99.

20 Part IV – Synthesis of Ethyl 7-(2-chloro-6-fluorophenethyl)-1,2,3,4-tetrahydroquinoline-3-carboxylate



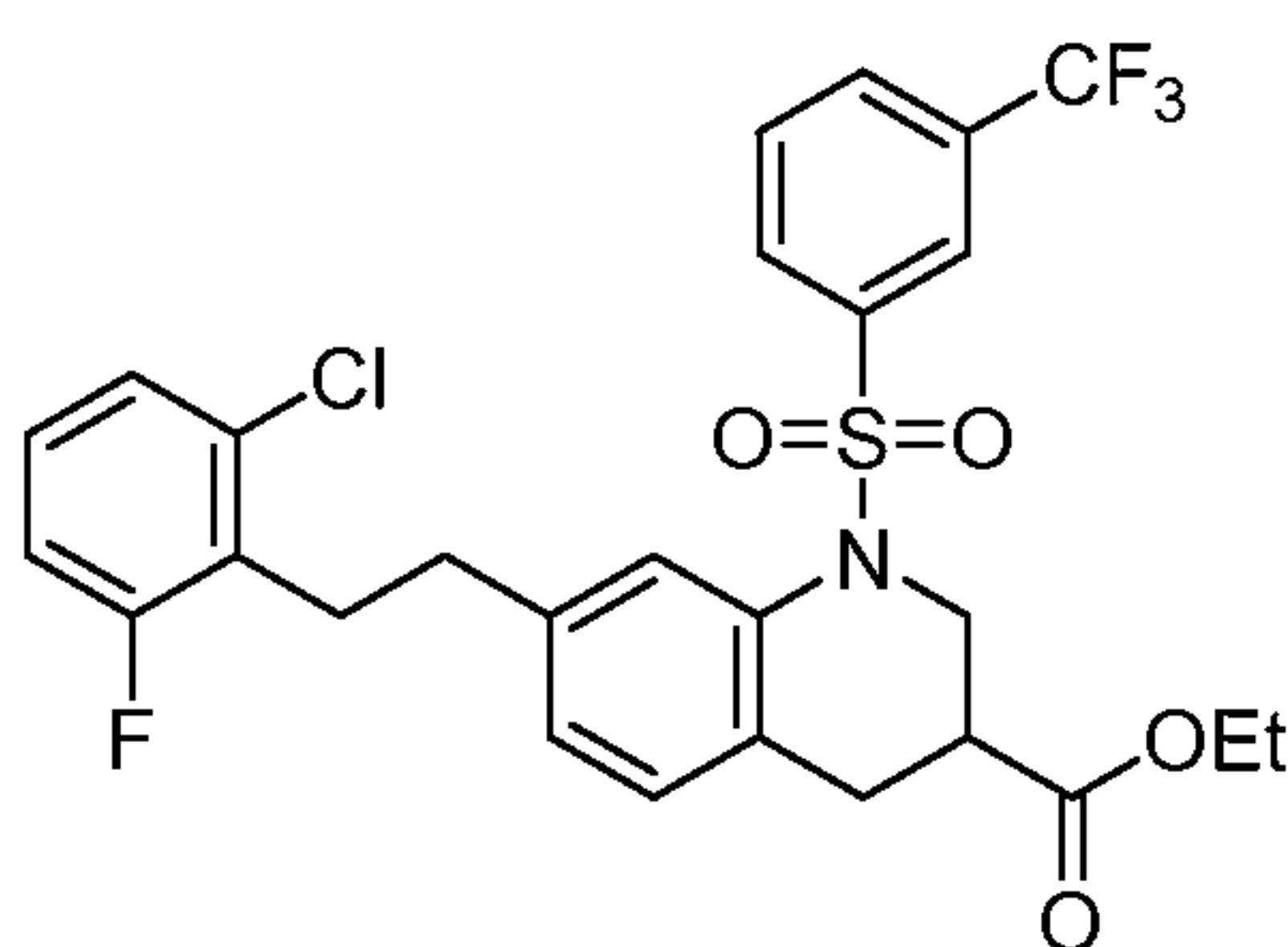
[000359] Ethyl 4-chloro-7-(2-chloro-6-fluorophenethyl)quinoline-3-carboxylate (230 mg, 0.586 mmol) was dissolved in acetic acid (4 mL) and a 8M solution of borane pyridine complex (0.147 mL, 1.173 mmol) was added. The reaction mixture was stirred at room

25

- 159 -

temperature for 18 hours. Then, the reaction mixture was concentrated to provide a residue. To the residue was added 1 M sodium carbonate. The resulting mixture was extracted three times with dichloromethane. The organic extracts were combined, dried (Na_2SO_4), and concentrated to provide a residue. The residue was purified by MPLC to afford ethyl 7-(2-chloro-6-fluorophenethyl)-1,2,3,4-tetrahydroquinoline-3-carboxylate (80 mg, 38%). MS (ESI+) ($\text{M}+\text{H}$)⁺ 362.08.

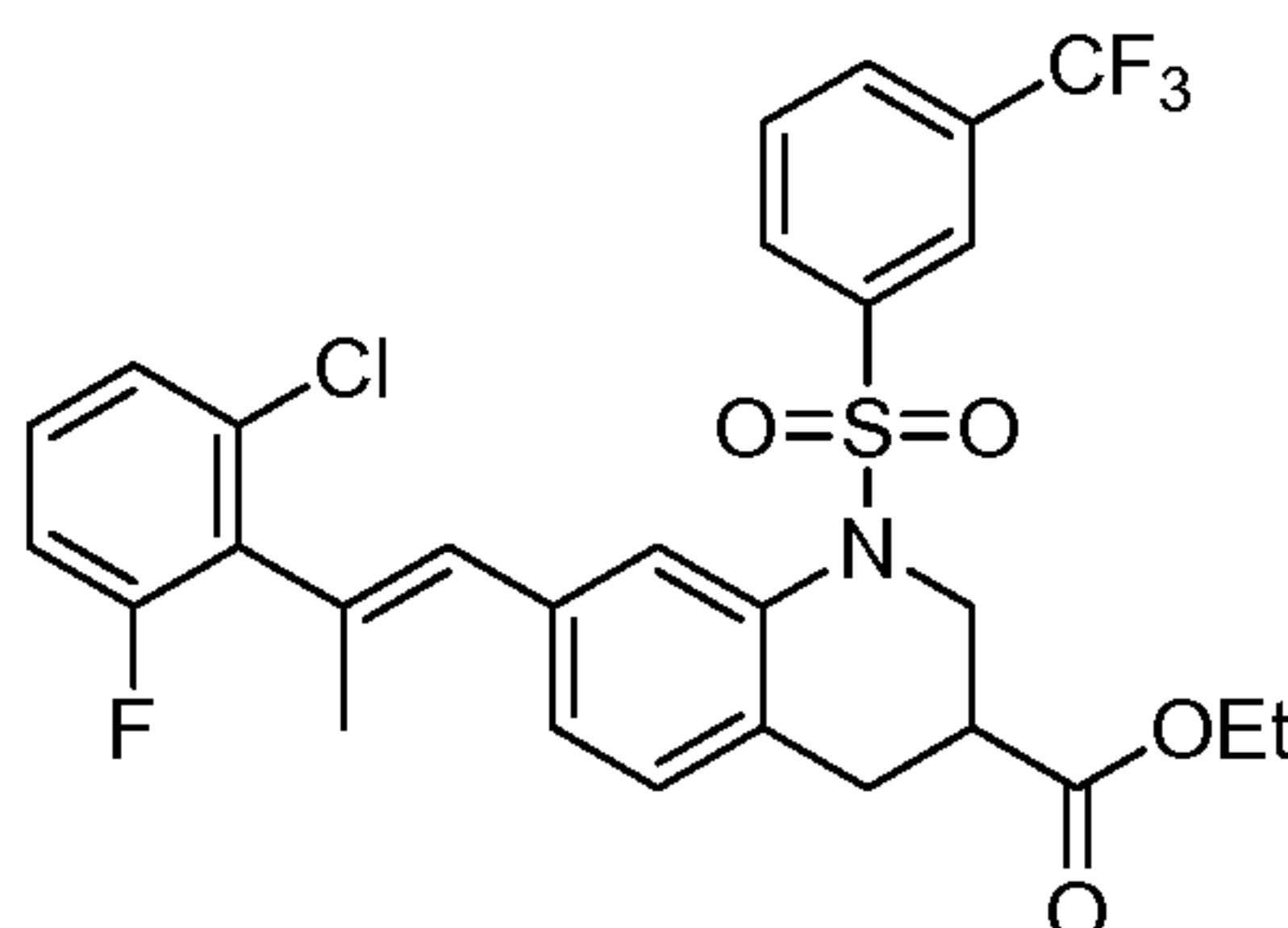
Part V – Synthesis of Ethyl 7-(2-chloro-6-fluorophenethyl)-1-((3-(trifluoromethyl)phenyl)sulfonyl)-1,2,3,4-tetrahydroquinoline-3-carboxylate



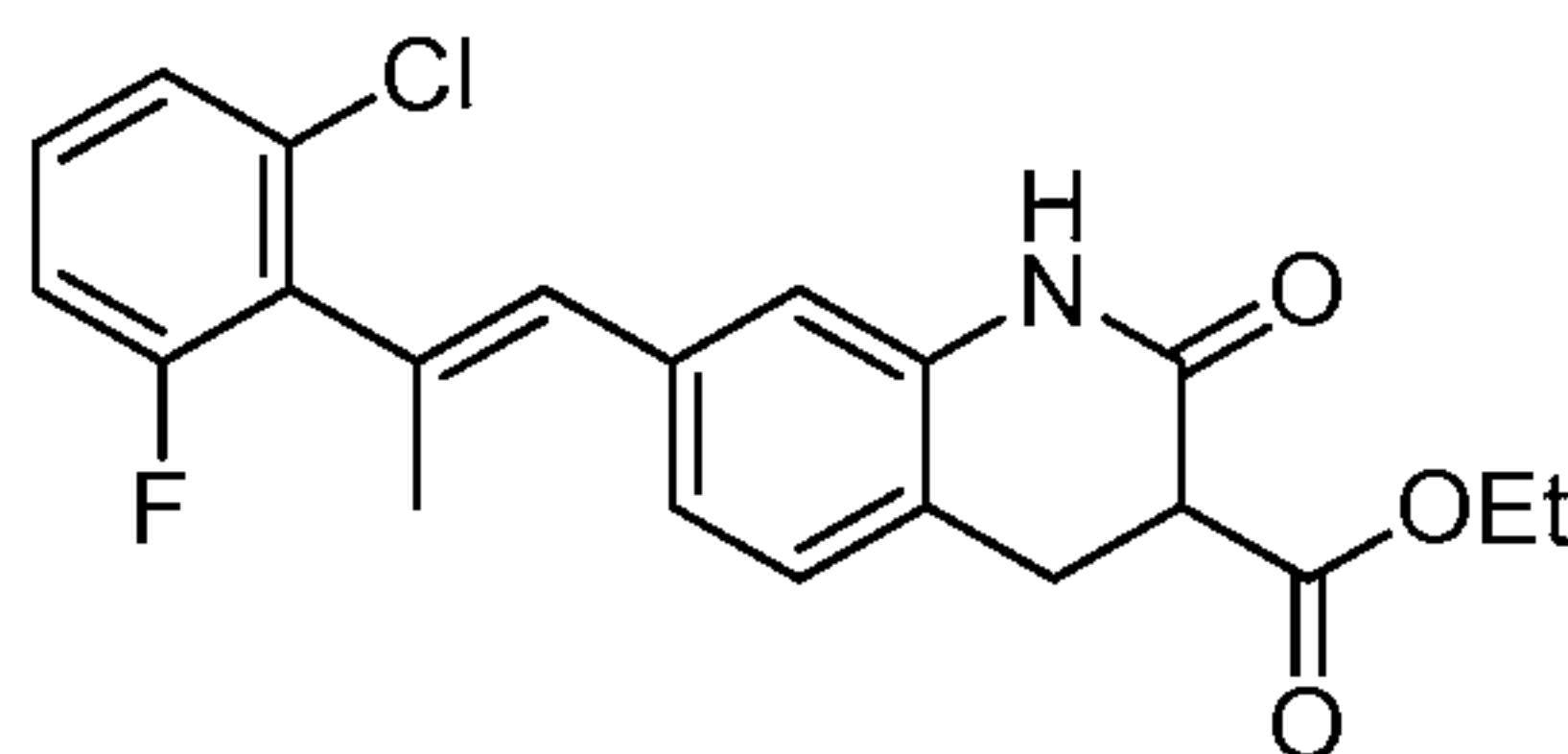
10 **[000360]** Ethyl 7-(2-chloro-6-fluorophenethyl)-1,2,3,4-tetrahydroquinoline-3-carboxylate (115 mg, 0.318 mmol) and 3-(trifluoromethyl)benzenesulfonyl chloride (311 mg, 1.271 mmol) were dissolved in acetone (2 mL), and potassium carbonate (220 mg, 1.59 mmol) was added. The mixture was shaken at room temperature overnight. Additional aliquots of 3-(trifluoromethyl)benzenesulfonyl chloride (311 mg, 1.271 mmol), and potassium carbonate
 15 (220 mg, 1.59 mmol) were then added, and the reaction mixture stirred for an additional five hours. Next, the reaction mixture was filtered, and the filtrate was concentrated onto silica gel and purified by MPLC providing ethyl 7-(2-chloro-6-fluorophenethyl)-1-((3-(trifluoromethyl)phenyl)sulfonyl)-1,2,3,4-tetrahydroquinoline-3-carboxylate (76 mg, 0.1093 mmol). MS (ESI+) ($\text{M}+\text{Na}$)⁺ 592.04.

- 160 -

EXAMPLE 13 – Synthesis of Ethyl (*E*)-7-(2-(2-chloro-6-fluorophenyl)prop-1-en-1-yl)-1-((3-(trifluoromethyl)phenyl)sulfonyl)-1,2,3,4-tetrahydroquinoline-3-carboxylate



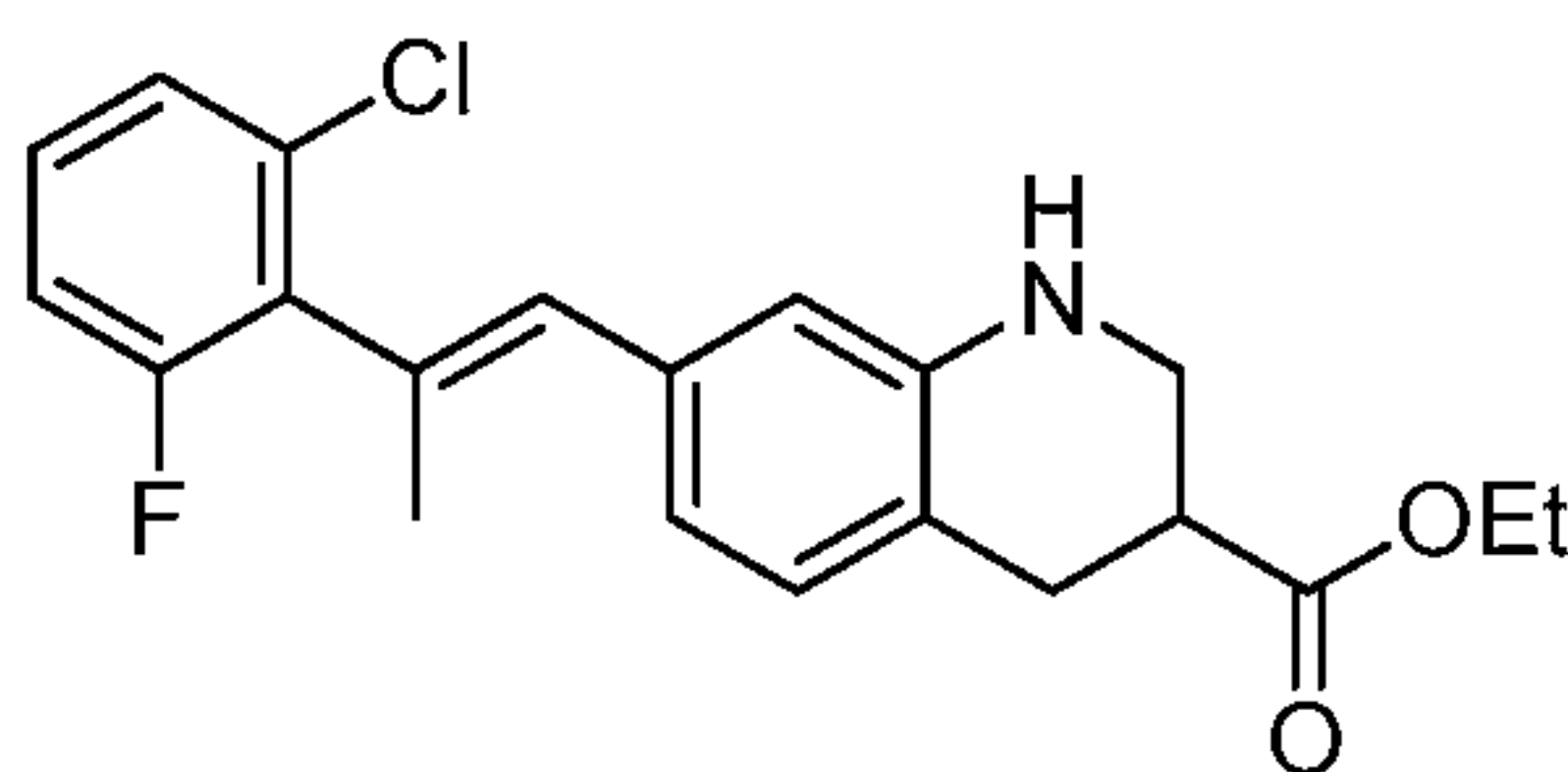
Part I – Synthesis of Ethyl (*E*)-7-(2-(2-chloro-6-fluorophenyl)prop-1-en-1-yl)-2-oxo-1,2,3,4-tetrahydroquinoline-3-carboxylate



[000361] Ethyl 7-bromo-2-oxo-1,2,3,4-tetrahydroquinoline-3-carboxylate (1.7 g, 5.702 mmol), (*E*)-2-(2-(2-chloro-6-fluorophenyl)prop-1-en-1-yl)-4,4,5,5-tetramethyl-1,3,2-dioxaborolane (2.20 g, 7.413 mmol), dioxane (40 mL), water (10 mL), and potassium carbonate (946 mg, 6.843 mmol) were combined in a vial, and the mixture was degassed by bubbling nitrogen in. To this mixture was added [1,1'-bis(diphenylphosphino)ferrocene] dichloropalladium (II) complex with dichloromethane (435 mg, 0.57 mmol), and the resulting mixture was shaken at 70 °C for 45 minutes. Next, the crude mixture was partitioned between water and ethyl acetate. The organic phase was then washed with brine, dried (Na₂SO₄), and concentrated onto silica gel. This residue was purified by MPLC eluting with a gradient of 5-20% ethyl acetate in hexanes to afford ethyl (*E*)-7-(2-(2-chloro-6-fluorophenyl)prop-1-en-1-yl)-2-oxo-1,2,3,4-tetrahydroquinoline-3-carboxylate as a white solid (1.75 g, 79%). MS (ESI+) (M+K)⁺ 425.95.

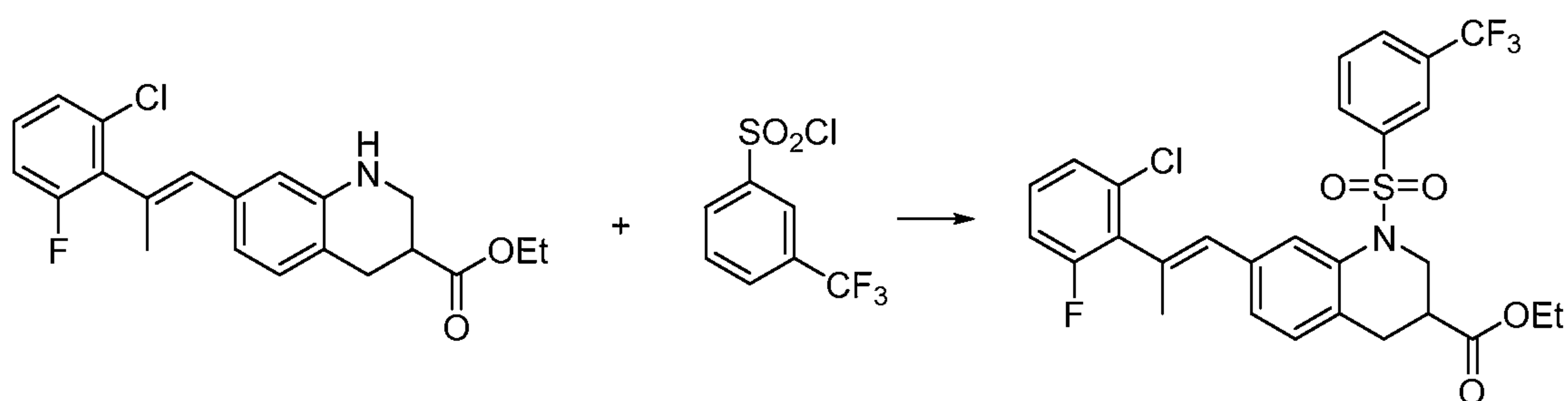
- 161 -

Part II – Synthesis of Ethyl (*E*)-7-(2-(2-chloro-6-fluorophenyl)prop-1-en-1-yl)-1,2,3,4-tetrahydroquinoline-3-carboxylate



[000362] Ethyl (*E*)-7-(2-(2-chloro-6-fluorophenyl)prop-1-en-1-yl)-2-oxo-1,2,3,4-tetrahydroquinoline-3-carboxylate (1.06 g, 2.733 mmol) was dissolved in THF (60 mL) and the reaction vessel containing the solution was cooled in an ice bath. Borane dimethylsulfide complex (1.367 mL, 13.67 mmol) was added dropwise to the reaction mixture, and the reaction mixture was stirred at room temperature overnight. Then, the reaction was quenched by adding methanol (10 mL) to the reaction mixture, and the resulting mixture was heated to reflux for ten minutes. Then, the crude was concentrated, and next purified by chromatography providing ethyl (*E*)-7-(2-(2-chloro-6-fluorophenyl)prop-1-en-1-yl)-1,2,3,4-tetrahydroquinoline-3-carboxylate (0.39 g, 38%).

Part III – Synthesis of Ethyl (*E*)-7-(2-(2-chloro-6-fluorophenyl)prop-1-en-1-yl)-1-((3-(trifluoromethyl)phenyl)sulfonyl)-1,2,3,4-tetrahydroquinoline-3-carboxylate



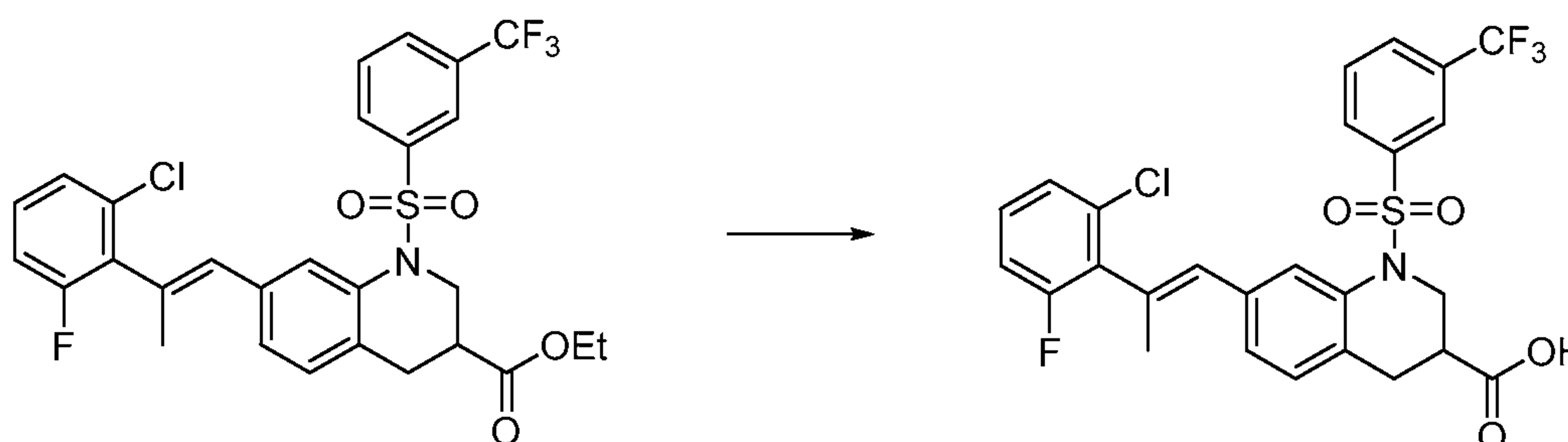
15

[000363] Ethyl (*E*)-7-(2-(2-chloro-6-fluorophenyl)prop-1-en-1-yl)-1,2,3,4-tetrahydroquinoline-3-carboxylate (460 mg, 1.23 mmol) was dissolved in pyridine (8 mL) and 3-(trifluoromethyl)benzenesulfonyl chloride (361 mg, 1.477 mmol) was added. The reaction mixture was heated to 50 °C overnight. Then, the reaction mixture was diluted with ethyl acetate. The resulting organic mixture was washed three times with 1 N HCl, washed with brine, dried (Na₂SO₄), and concentrated to provide a residue. The residue was purified by chromatography to afford ethyl (*E*)-7-(2-(2-chloro-6-fluorophenyl)prop-1-en-1-yl)-1-((3-(trifluoromethyl)phenyl)sulfonyl)-1,2,3,4-tetrahydroquinoline-3-carboxylate (540 mg, 75%).

20

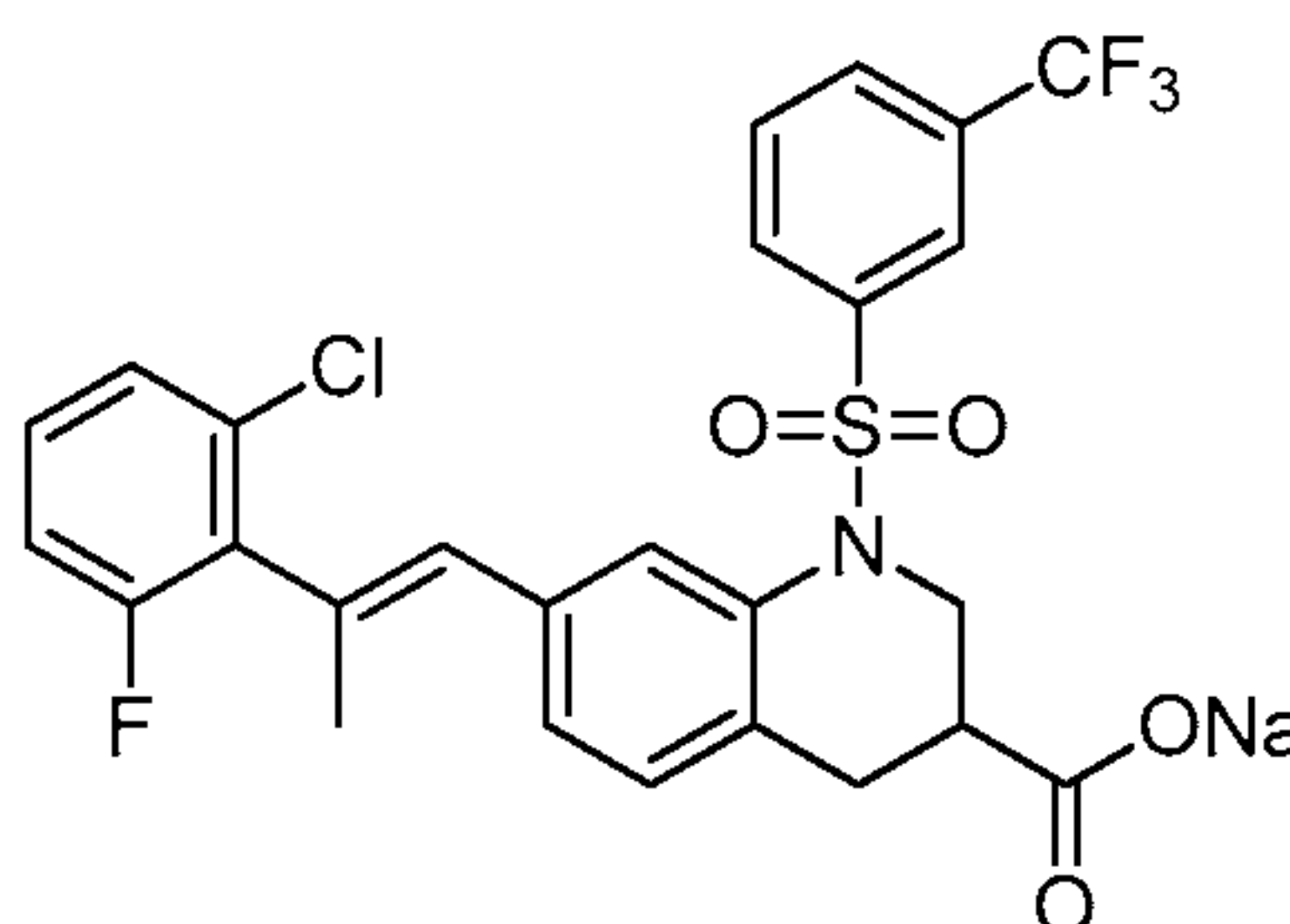
- 162 -

EXAMPLE 14 – Synthesis of (*E*)-7-(2-(2-Chloro-6-fluorophenyl)prop-1-en-1-yl)-1-((3-(trifluoromethyl)phenyl)sulfonyl)-1,2,3,4-tetrahydroquinoline-3-carboxylic acid and Its Sodium Salt



- 5 [000364] Ethyl (*E*)-7-(2-(2-chloro-6-fluorophenyl)prop-1-en-1-yl)-1-((3-(trifluoromethyl)phenyl)sulfonyl)-1,2,3,4-tetrahydroquinoline-3-carboxylate (540 mg, 0.928 mmol) was dissolved in THF (9 mL) and water (9 mL), and lithium hydroxide (44 mg, 1.856 mmol) was added. The resulting mixture was stirred at room temperature for 3 hours. The reaction mixture was diluted with ethyl acetate, and then 1 N HCl (1 mL) was added. The organic phase was washed with brine, dried (Na₂SO₄), and concentrated to provide a residue. The residue was purified by MPLC eluting with a gradient of 0-10% methanol in dichloromethane to afford (*E*)-7-(2-(2-chloro-6-fluorophenyl)prop-1-en-1-yl)-1-((3-(trifluoromethyl)phenyl)sulfonyl)-1,2,3,4-tetrahydroquinoline-3-carboxylic acid as a white solid (430 mg, 84%). ¹H-NMR (400 MHz, DMSO-*d*₆) δ 12.73 (bs, 1H), 8.07 (d, 1H), 7.99 (d, 1H), 7.82 (m, 2H), 7.52 (s, 1H), 7.36 (m, 2H), 7.25 (m, 1H), 7.18 (d, 1H), 7.11 (d, 1H), 6.38 (s, 1H), 4.21 (d, 1H), 4.05 (m, 1H), 3.75 (m, 1H), 3.13 (s, 3H), 2.60 (m, 3H), 2.02 (s, 3H).

Preparation of sodium (*E*)-7-(2-(2-chloro-6-fluorophenyl)prop-1-en-1-yl)-1-((3-(trifluoromethyl)phenyl)sulfonyl)-1,2,3,4-tetrahydroquinoline-3-carboxylate



- 20 [000365] (*E*)-7-(2-(2-Chloro-6-fluorophenyl)prop-1-en-1-yl)-1-((3-(trifluoromethyl)phenyl)sulfonyl)-1,2,3,4-tetrahydroquinoline-3-carboxylic acid (388 mg, 0.7 mmol) was dissolved in 10 mL of 1:1 MeOH:THF, and a sodium hydroxide solution (0.219 mL

- 163 -

of 3.2 M NaOH in water) was added. The solution was then concentrated, and held under vacuum for 18 hours to afford the title compound as a white solid (380 mg, 94%).

EXAMPLE 15 – Preparation of Additional Aryl-alkenylene 1,2,3,4-Tetrahydroquinolines

[000366] Compounds in Table 5 were prepared based on experimental procedures described in Example 13 and 14 and the detailed description using the appropriate vinyl boronate.

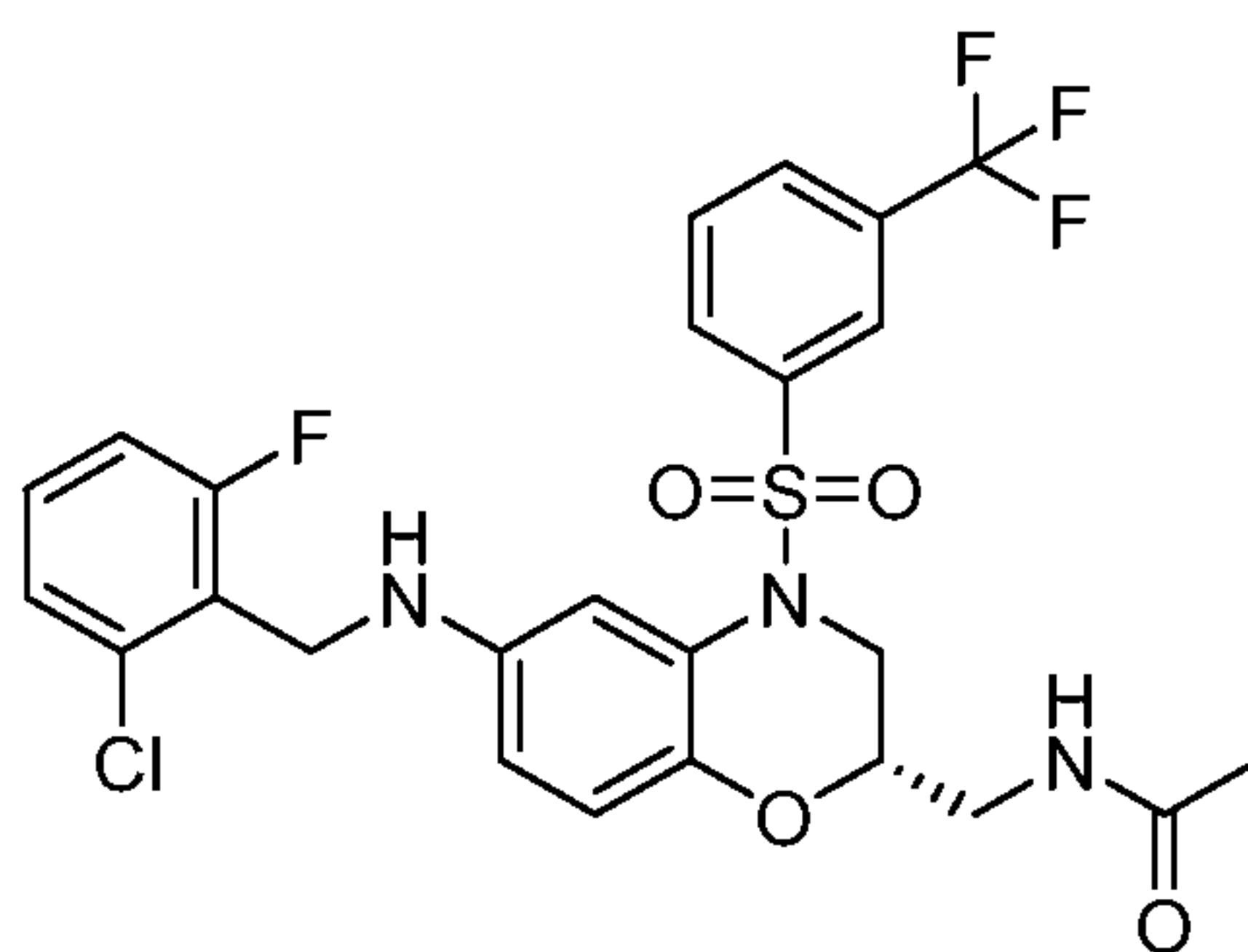
TABLE 5

No.	Structure	Name	Observed m/z
15A		(E)-1-((3-chloro-1-ethyl-1H-pyrazol-4-yl)sulfonyl)-7-(2-(2-chloro-6-fluorophenyl)prop-1-en-1-yl)-1,2,3,4-tetrahydroquinoline-3-carboxylic acid	538 (M+H) ⁺
15B		(E)-7-(2-(2-chloro-6-(trifluoromethyl)phenyl)prop-1-en-1-yl)-1-((3-(trifluoromethyl)phenyl)sulfonyl)-1,2,3,4-tetrahydroquinoline-3-carboxylic acid	604 (M+H) ⁺
15C		(E)-7-(2-(2-fluoro-6-(trifluoromethyl)phenyl)prop-1-en-1-yl)-1-((3-(trifluoromethyl)phenyl)sulfonyl)-1,2,3,4-tetrahydroquinoline-3-carboxylic acid	588 (M+H) ⁺

- 164 -

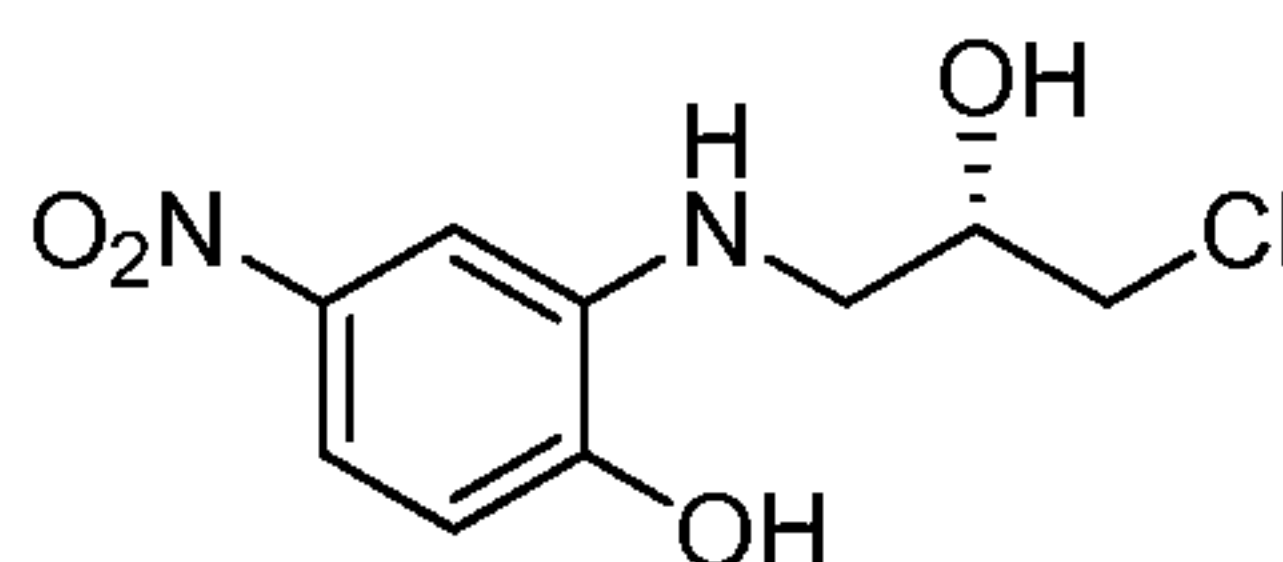
No.	Structure	Name	Observed m/z
15D		(E)-7-(2-chloro-6-(trifluoromethyl)styryl)-1-((3-(trifluoromethyl)phenyl)sulfonyl)-1,2,3,4-tetrahydroquinoline-3-carboxylic acid	590 (M+H) ⁺

EXAMPLE 16 – Synthesis of (S)-N-((6-((2-Chloro-6-fluorobenzyl)amino)-4-((3-(trifluoromethyl)phenyl)sulfonyl)-3,4-dihydro-2H-benzo[b][1,4]oxazin-2-yl)methyl)acetamide



5

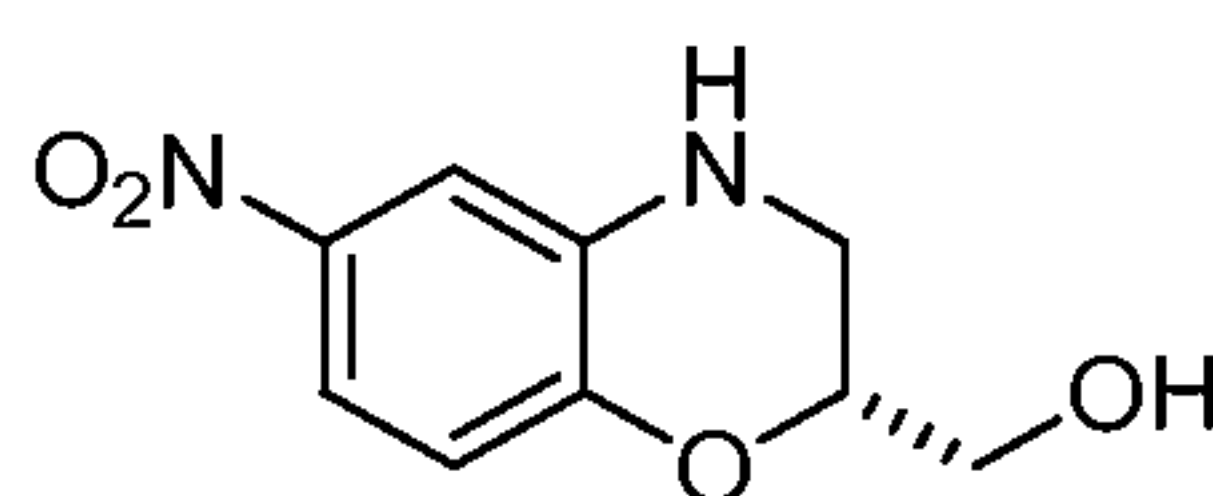
Part I – Synthesis of 2-[[[(2S)-3-Chloro-2-hydroxypropyl]amino]-4-nitrophenol



[000367] A solution of 2-amino-4-nitrophenol (250 g, 1.62 mol) and (2S)-2-(chloromethyl)oxirane (330.0 g, 3.57 mol) in ethanol/water (2500/25 mL) was stirred for twelve hours at 60 °C in an oil bath. The resulting mixture was cooled and concentrated to afford 2-[[[(2S)-3-chloro-2-hydroxypropyl]amino]-4-nitrophenol as a brown oil.

10

Part II – Synthesis of [(2R)-6-Nitro-3,4-dihydro-2H-1,4-benzoxazin-2-yl]methanol



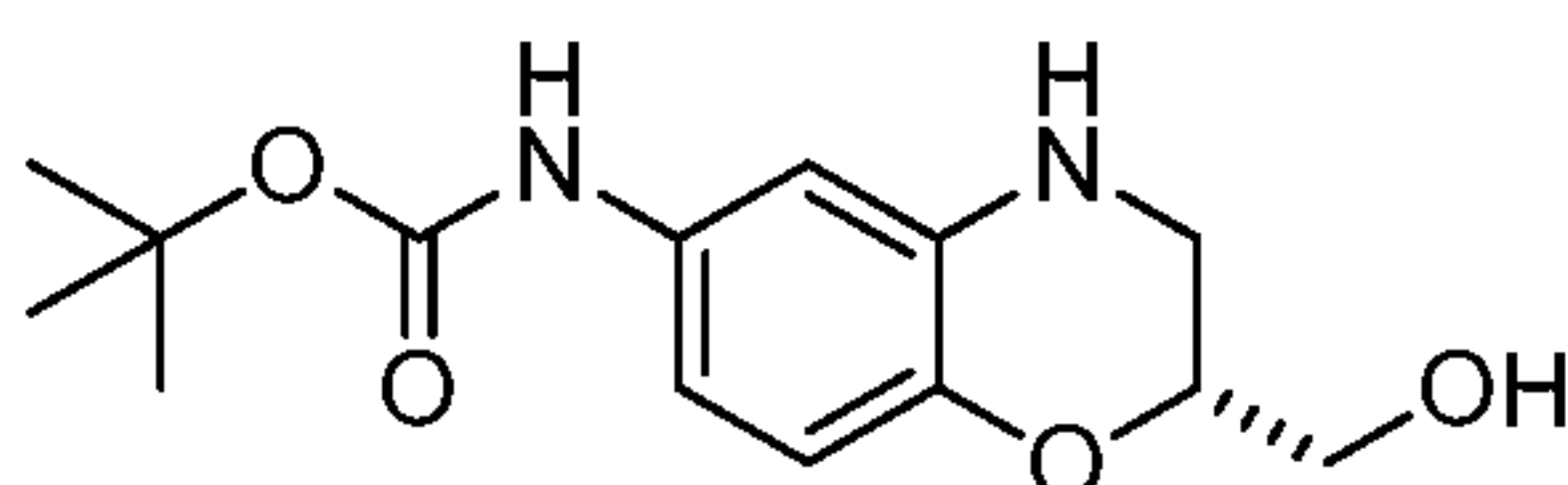
[000368] A solution of 2-[[[(2S)-3-chloro-2-hydroxypropyl]amino]-4-nitrophenol (400 g, 1.62 mol) in ethanol (2.5 L) and potassium carbonate (134.5 g, 973 mmol) was stirred for twelve hours at 90 °C in an oil bath. Then, the mixture was filtered, and the filtrate was

15

- 165 -

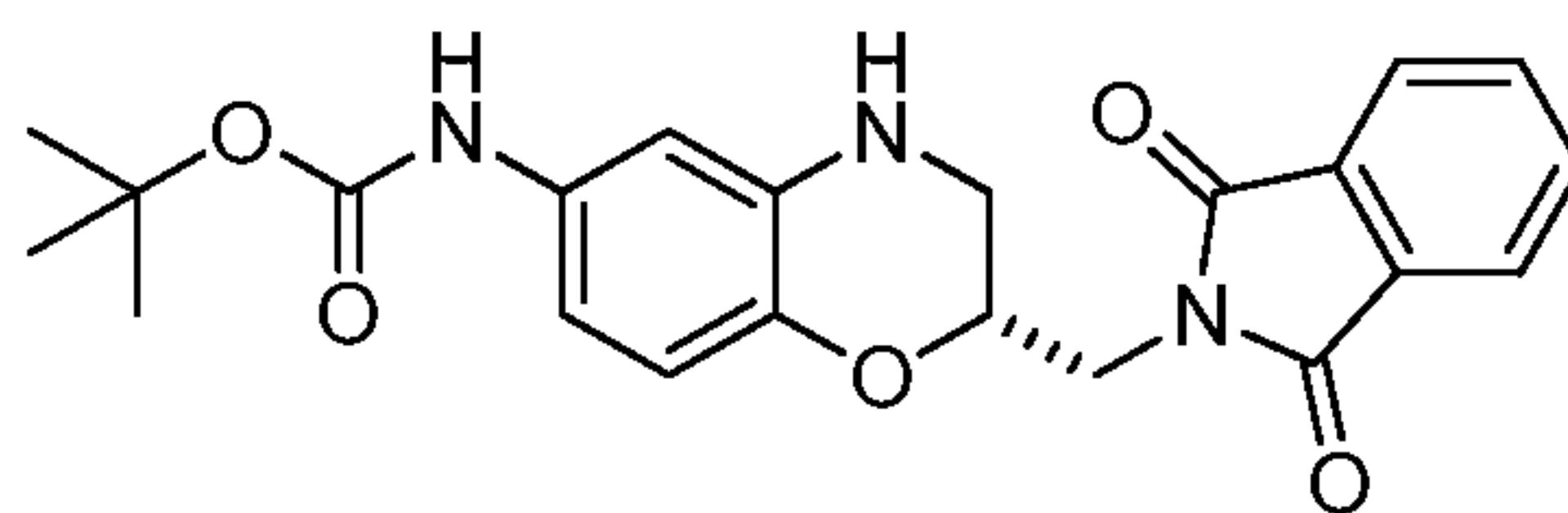
concentrated to provide a residue. The residue was diluted with water (1.5 L) and extracted three times with ethyl acetate (1 L). The organic layers were combined and then washed with brine, dried (Na₂SO₄), and concentrated to provide a residue. The residue was purified via MPLC over silica gel eluting with ethyl acetate/petroleum ether (1:1) to afford [(2*R*)-6-nitro-3,4-dihydro-2*H*-1,4-benzoxazin-2-yl]methanol as a red solid.

Part III – Synthesis of ((*R*)-2-Hydroxymethyl-3,4-dihydro-2*H*-benzo[1,4]oxazin-6-yl)-carbamic acid *tert*-butyl ester



[000369] The atmosphere above a solution of [(2*R*)-6-nitro-3,4-dihydro-2*H*-1,4-benzoxazin-2-yl]methanol (137 g, 652 mmol), palladium carbon (13.7 g), and di-*tert*-butyl dicarbonate (157 g, 717 mmol) in methanol (1400 mL) was exchanged with hydrogen. The resulting solution was stirred for twelve hours at room temperature. Next, the mixture was filtered, and the filtrate was concentrated to provide a crude product that was purified by recrystallization from ether to afford ((*R*)-2-hydroxymethyl-3,4-dihydro-2*H*-benzo[1,4]oxazin-6-yl)-carbamic acid *tert*-butyl ester as an off-white solid. LRMS (ESI) calculated for C₁₄H₂₀N₂O₄ 280: Found: 225 (M-C₄H₈+H)⁺; 281 (M+H)⁺. ¹H-NMR (400 MHz, CDCl₃): δ 6.92 (s, 1H), 6.71 (d, 1H), 6.41 (dd, 1H), 6.26 (s, 1H), 4.20-4.21 (m, 1H), 3.76-3.86 (m, 2H), 3.26-3.35 (m, 2H), 1.53 (s, 9H).

Part IV – Synthesis of (*R*)-*tert*-Butyl (2-((1,3-dioxoisindolin-2-yl)methyl)-3,4-dihydro-2*H*-benzo[*b*][1,4]oxazin-6-yl)carbamate

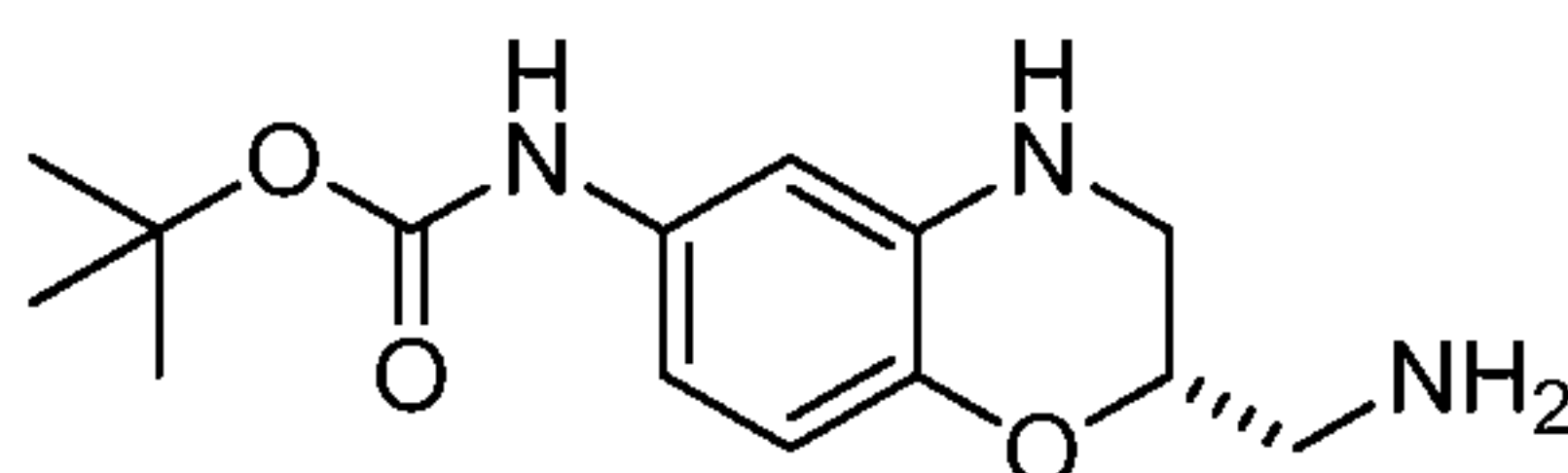


[000370] At 0 °C, diisopropyl azodicarboxylate (1.38 mL, 7.12 mmol) was added slowly to a solution of (*R*)-*tert*-butyl (2-(hydroxymethyl)-3,4-dihydro-2*H*-benzo[*b*][1,4]oxazin-6-yl)carbamate (1.9 g, 6.78 mmol), triphenylphosphine (1.78 g, 6.78 mmol), and phthalimide (1.00 g, 6.78 mmol) in THF (20 mL). The reaction mixture was stirred at room temperature overnight. Then, the reaction mixture was partitioned between ethyl acetate and water. The

- 166 -

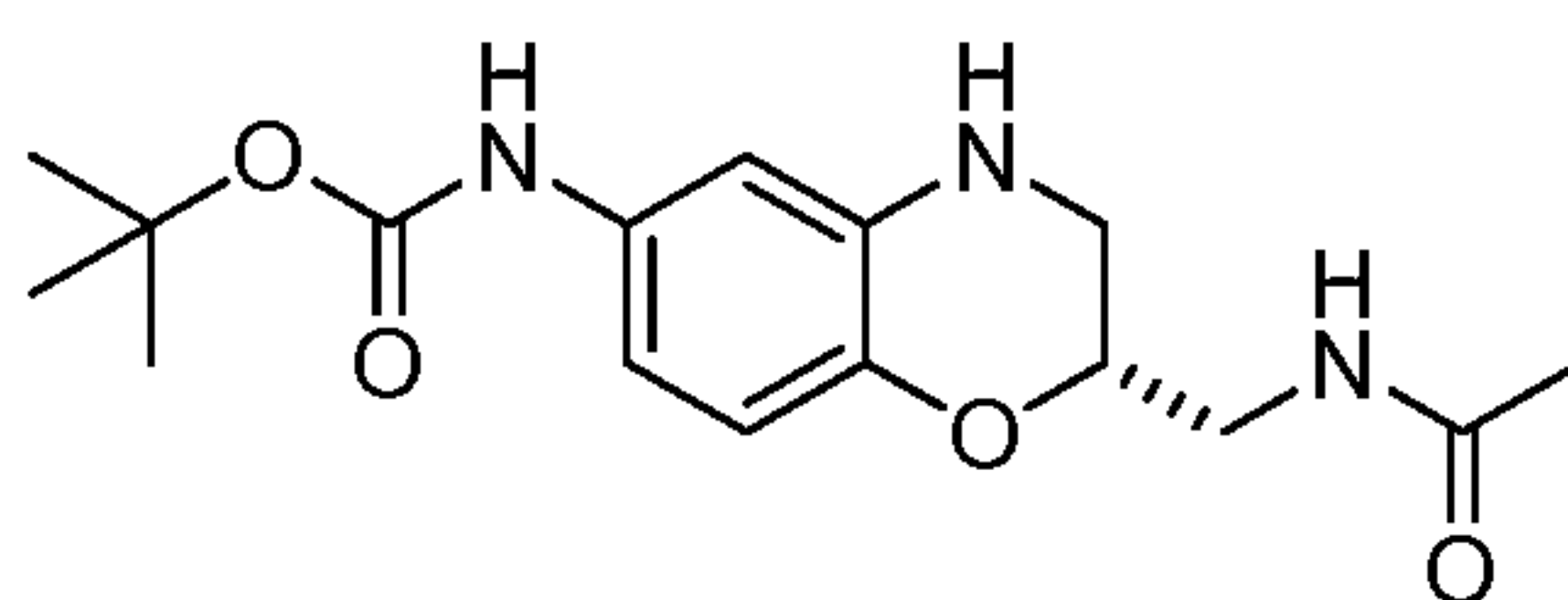
organic layer was dried (MgSO₄) and concentrated to provide a residue. The residue was purified by column chromatography on silica, eluting with 50% ethyl acetate in hexane to afford (*R*)-*tert*-butyl (2-((1,3-dioxoisindolin-2-yl)methyl)-3,4-dihydro-2*H*-benzo[*b*][1,4]oxazin-6-yl)carbamate as a yellow solid.

5 **Part V – Synthesis of (*S*)-*tert*-Butyl (2-(aminomethyl)-3,4-dihydro-2*H*-benzo[*b*][1,4]oxazin-6-yl)carbamate**



[000371] Hydrazine hydrate (2.00 g, 40.0 mmol) was added to a stirred mixture of (*R*)-*tert*-butyl (2-((1,3-dioxoisindolin-2-yl)methyl)-3,4-dihydro-2*H*-benzo[*b*][1,4]oxazin-6-yl)carbamate (2.25 g, 5.50 mmol) in ethanol (20 mL). After sixteen hours, the reaction mixture was concentrated, and the resulting residue was triturated with dichloromethane. The resulting mixture was filtered, and the filtrate was concentrated to provide a residue. The residue was crystallized to obtain (*S*)-*tert*-butyl (2-(aminomethyl)-3,4-dihydro-2*H*-benzo[*b*][1,4]oxazin-6-yl)carbamate.

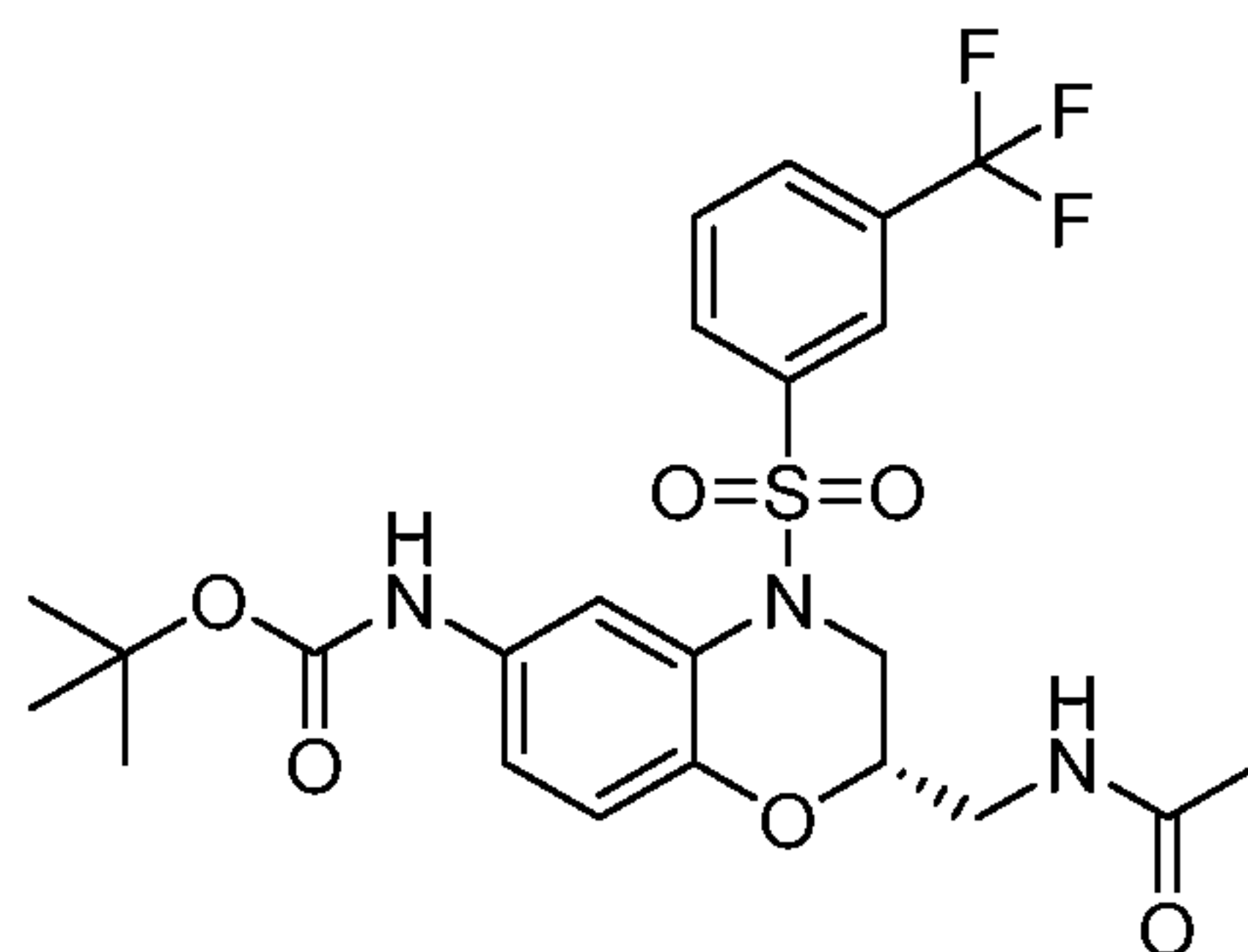
15 **Part VI – Synthesis of (*R*)-*tert*-Butyl (2-(acetamidomethyl)-3,4-dihydro-2*H*-benzo[*b*][1,4]oxazin-6-yl)carbamate**



[000372] To a stirred solution of (*S*)-*tert*-butyl (2-(aminomethyl)-3,4-dihydro-2*H*-benzo[*b*][1,4]oxazin-6-yl)carbamate (7.9 g, 28.3 mmol), (benzotriazol-1-yloxy)tris(dimethylamino)phosphonium hexafluorophosphate (13.8 g, 31.1 mmol), and acetic acid (1.6 mL, 28.3 mmol) in THF (141 mL) was added *N,N'*-diisopropylethylamine (19.8 mL, 113 mmol). After two hours, the mixture was partitioned between isopropanol/chloroform (1:3, v/v) and saturated sodium bicarbonate. The organic layer was isolated, dried (MgSO₄), and concentrated to afford (*R*)-*tert*-butyl (2-(acetamidomethyl)-3,4-dihydro-2*H*-benzo[*b*][1,4]oxazin-6-yl)carbamate.

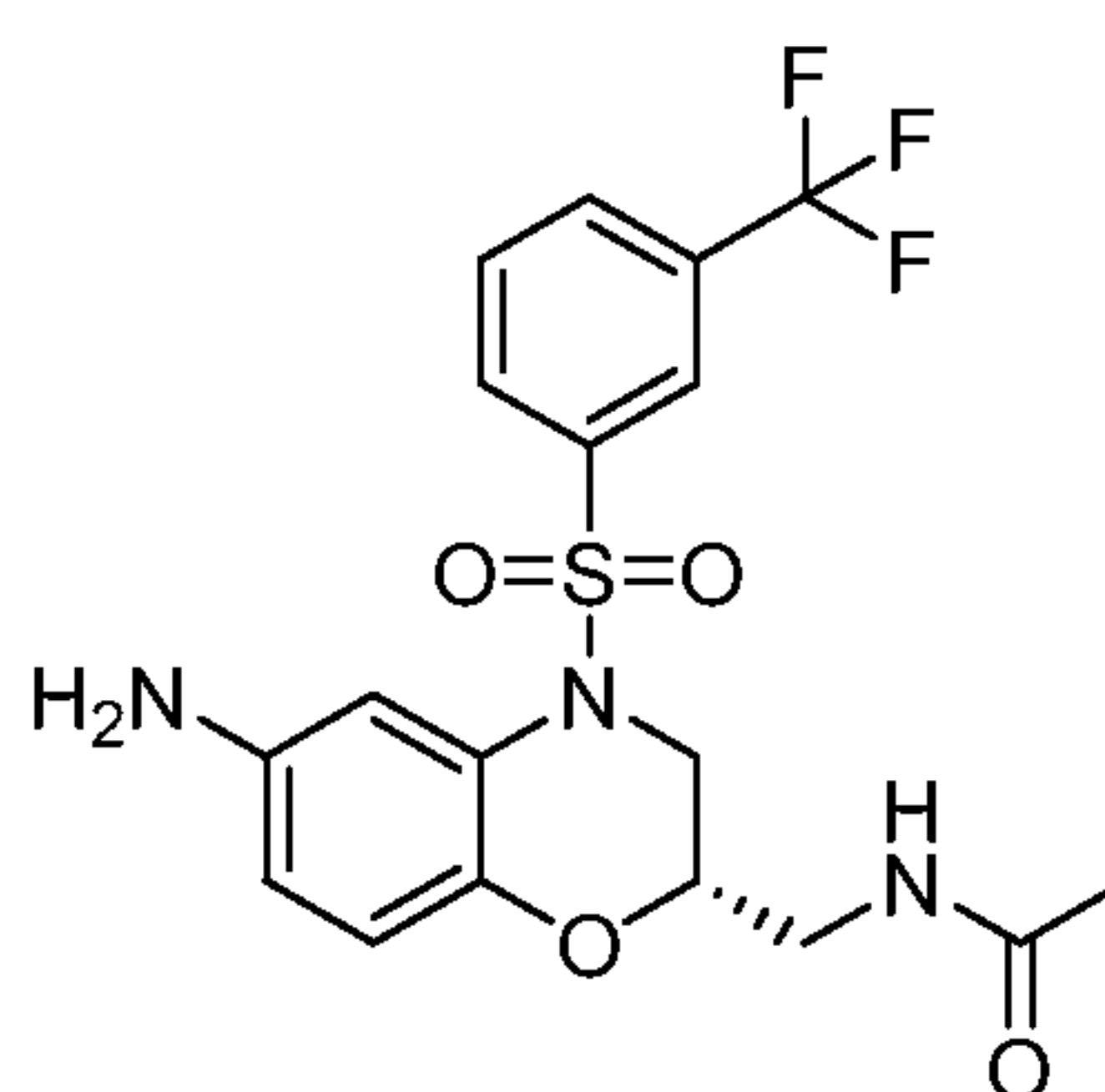
- 167 -

Part VII – Synthesis of *tert*-Butyl (*S*)-(2-(acetamidomethyl)-4-((3-(trifluoromethyl)phenyl)sulfonyl)-3,4-dihydro-2*H*-benzo[*b*][1,4]oxazin-6-yl)carbamate



- [000373]** To a solution of *tert*-butyl (*R*)-(2-(acetamidomethyl)-3,4-dihydro-2*H*-benzo[*b*][1,4]oxazin-6-yl)carbamate (0.3 g, 0.93 mmol) in pyridine (4 mL) was added 3-(trifluoromethyl)benzenesulfonyl chloride (0.27 g, 1.1 mmol). The solution was stirred at 60 °C for two hours. The resulting mixture was diluted with ethyl acetate, washed with 1M hydrochloric acid (3x), washed with brine, dried (Na₂SO₄) and concentrated. The concentrate was purified by column chromatography eluting with a gradient of ethyl acetate in hexanes.
- 10 Fractions containing the title compound in pure form were combined and concentrated to provide the title compound (120 mg, 24%).

Part VIII – Synthesis of (*S*)-*N*-((6-Amino-4-((3-(trifluoromethyl)phenyl)sulfonyl)-3,4-dihydro-2*H*-benzo[*b*][1,4]oxazin-2-yl)methyl)acetamide

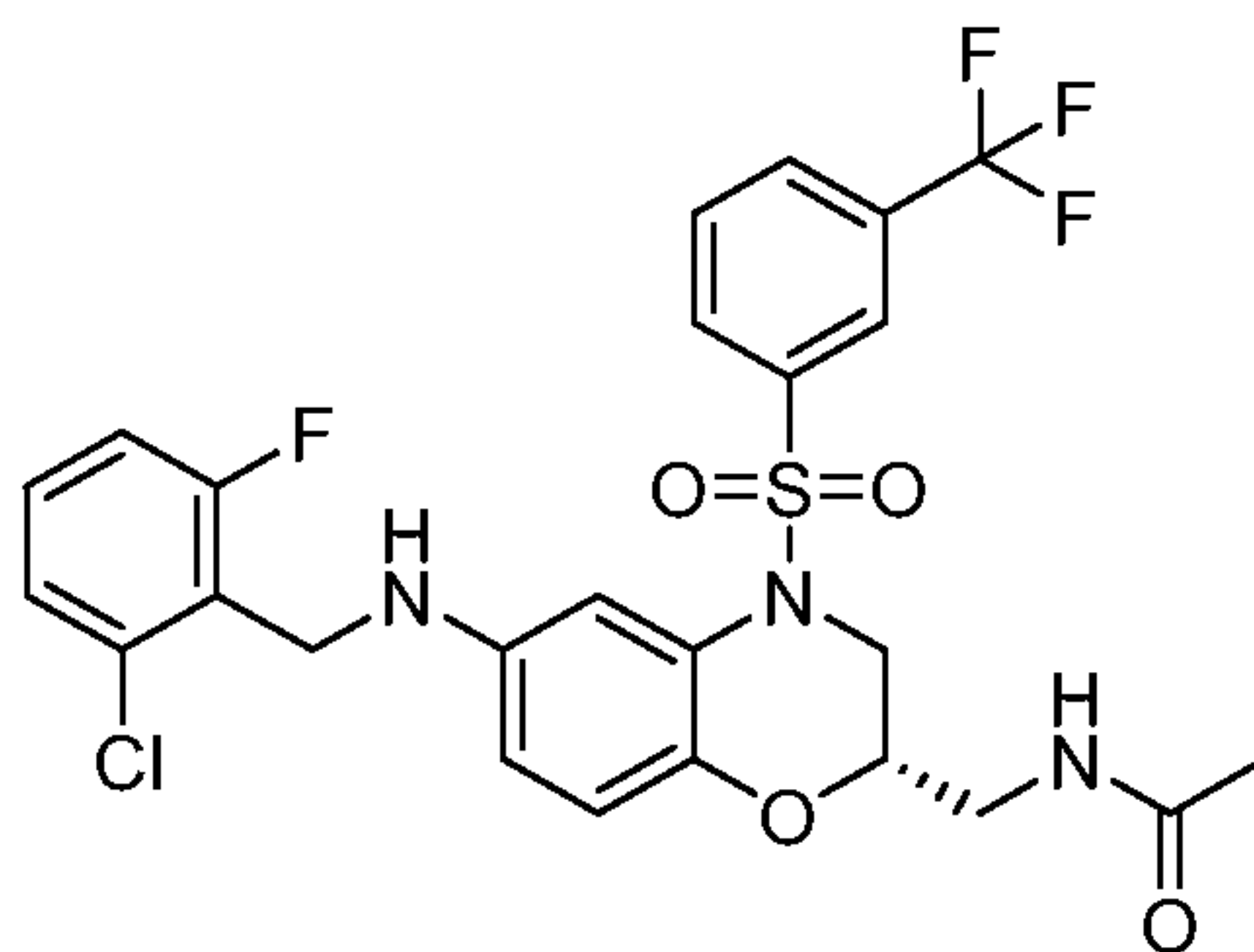


- 15 **[000374]** To a solution of *tert*-butyl (*S*)-(2-(acetamidomethyl)-4-((3-(trifluoromethyl)phenyl)sulfonyl)-3,4-dihydro-2*H*-benzo[*b*][1,4]oxazin-6-yl)carbamate (0.12 g, 0.23 mmol) in dichloromethane (3 mL) was added trichloroacetic acid (3 mL), and the reaction mixture was stirred at ambient temperature for 2 hours. Then, the reaction mixture was concentrated *in vacuo*. The resulting concentrate was partitioned between ethyl acetate and saturated sodium

- 168 -

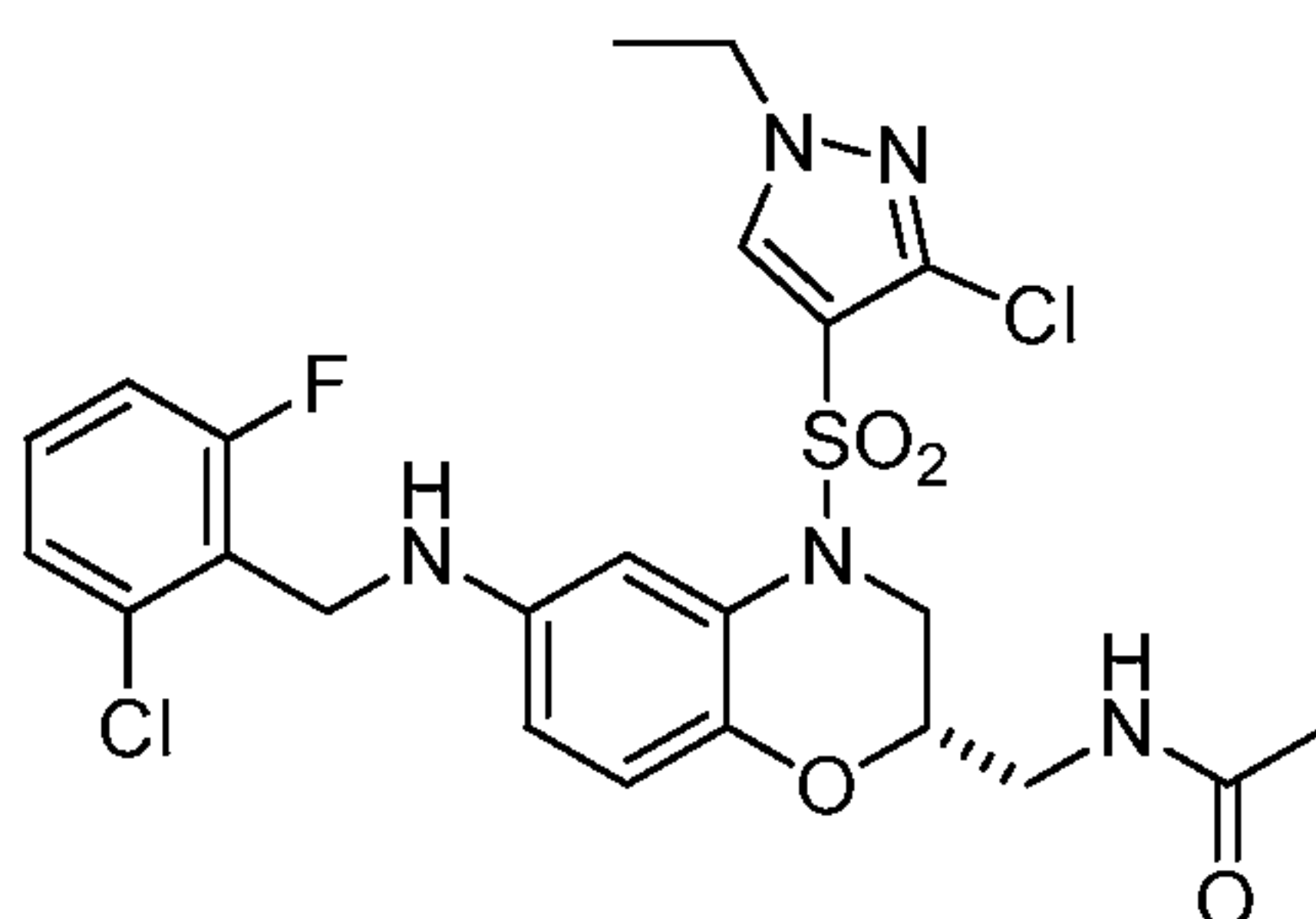
bicarbonate. The organic layer was separated, washed with brine, dried (Na_2SO_4) and concentrated to provide the title compound (100 mg, 24%).

Part IX – Synthesis of (*S*)-*N*-((6-((2-Chloro-6-fluorobenzyl)amino)-4-((3-(trifluoromethyl)phenyl)sulfonyl)-3,4-dihydro-2*H*-benzo[*b*][1,4]oxazin-2-yl)methyl)acetamide



[000375] To a solution of 2-chloro-6-fluorobenzaldehyde (20 mg, 0.13 mmol) and (*S*)-*N*-((6-amino-4-((3-(trifluoromethyl)phenyl)sulfonyl)-3,4-dihydro-2*H*-benzo[*b*][1,4]oxazin-2-yl)methyl)acetamide (50 mg, 0.12 mmol) in 1,2-dichloroethane (0.5 mL) was added sodium triacetoxyborohydride (32 mg, 0.15 mmol). The resulting mixture was stirred at ambient temperature overnight. Then, the reaction mixture was concentrated, and the concentrate was subjected to preparatory HPLC. Fractions containing the title compound in pure form were combined and concentrated to provide the title compound (24 mg, 36%). $^1\text{H-NMR}$ (400 MHz, $\text{DMSO-}d_6$) δ 8.07-8.00 (m, 2H), 7.92 (m, 1H), 7.86 (s, 1H), 7.80 (t, 1H), 7.38 (m, 2H), 7.22 (m, 1H), 7.04 (m, 1H), 6.59 (d, 1H), 6.46 (m, 1H), 4.27 (m, 1H), 4.22 (m, 2H), 3.3-3.0 (m, 3H), 1.80 (s, 3H).

EXAMPLE 17 – Preparation of (*S*)-*N*-((4-((3-Chloro-1-ethyl-1*H*-pyrazol-4-yl)sulfonyl)-6-((2-chloro-6-fluorobenzyl)amino)-3,4-dihydro-2*H*-benzo[*b*][1,4]oxazin-2-yl)methyl)acetamide



- 169 -

[000376] The title compound was prepared based on experimental procedures described in Example 16 and the detailed description. (ES, m/z): (M+H)⁺ 556.

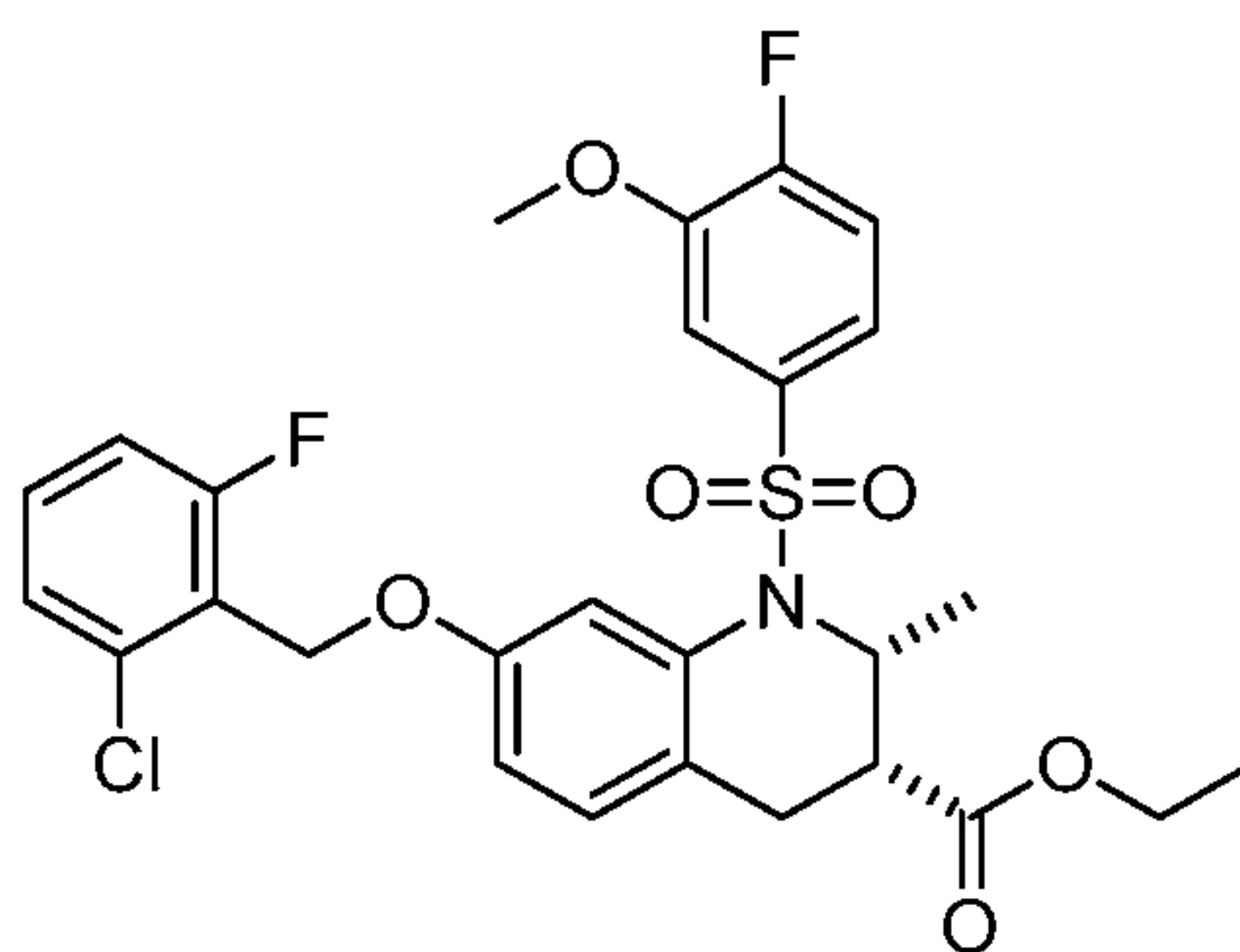
EXAMPLE 18 – Preparation of Additional Benzylamino-3,4-dihydro-2H-benzo[*b*][1,4]oxazin-2-yl Compounds

5 [000377] Compounds in Table 6 were prepared based on experimental procedures described in Examples 14 and 16 and the detailed description.

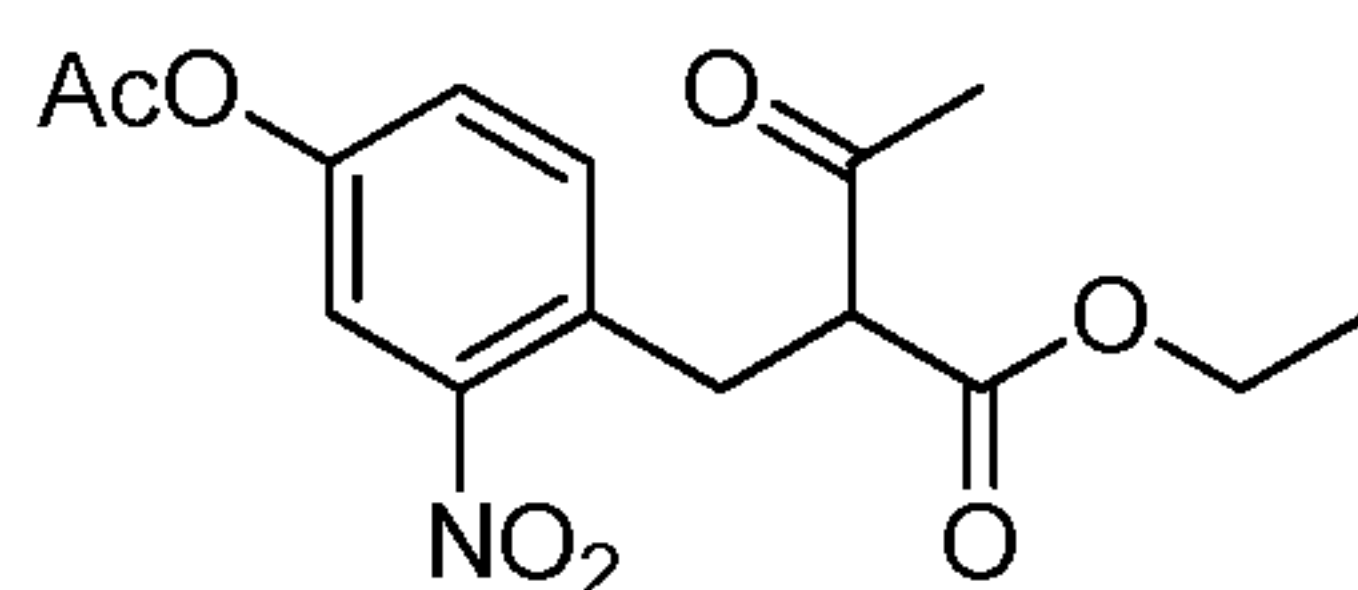
TABLE 6

No.	Structure	Name	Observed m/z
18A		(<i>S</i>)-2-(6-((2-chloro-6-fluorobenzyl)amino)-4-((3-(trifluoromethyl)phenyl)sulfonyl)-3,4-dihydro-2H-benzo[<i>b</i>][1,4]oxazin-2-yl)acetic acid	559 (M+H) ⁺
18B		(<i>S</i>)-methyl 2-(6-((2-chloro-6-fluorobenzyl)amino)-4-((3-(trifluoromethyl)phenyl)sulfonyl)-3,4-dihydro-2H-benzo[<i>b</i>][1,4]oxazin-2-yl)acetate	573 (M+H) ⁺

10 **EXAMPLE 19 – Synthesis of Racemic (2*R*,3*R*)-Ethyl 7-((2-chloro-6-fluorobenzyl)oxy)-1-((4-fluoro-3-methoxyphenyl)sulfonyl)-2-methyl-1,2,3,4-tetrahydroquinoline-3-carboxylate**

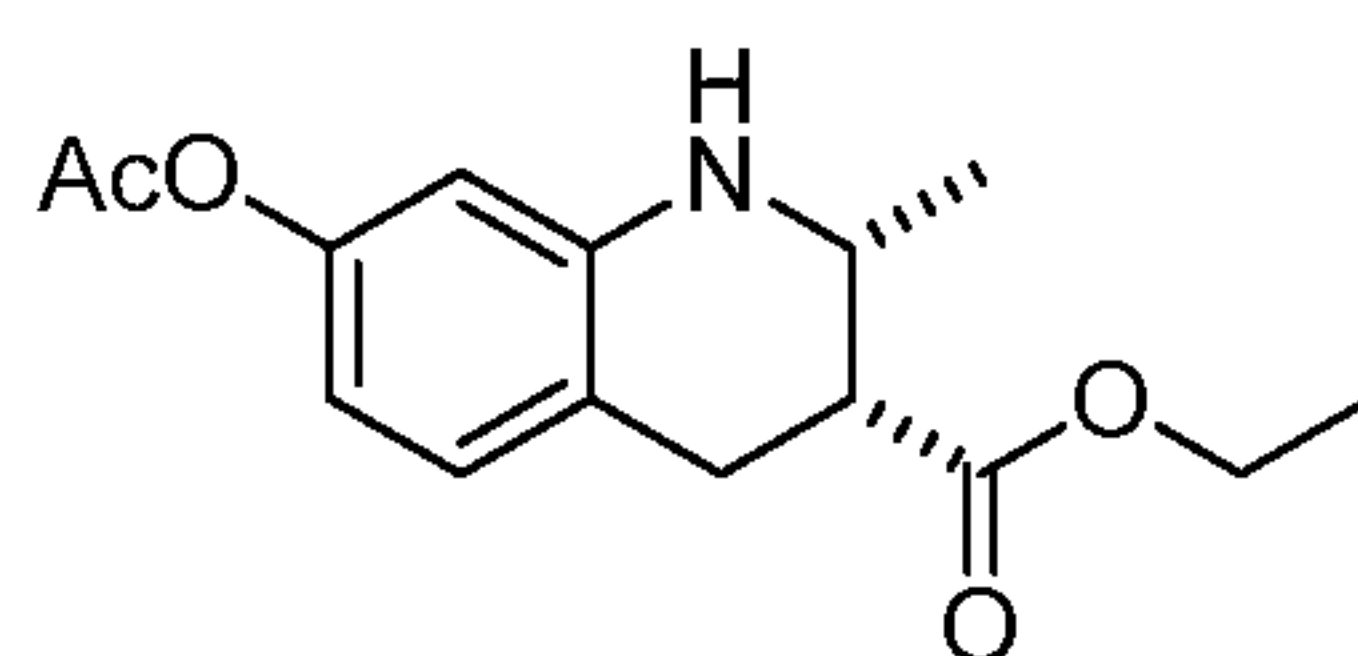


- 170 -

Part I – Synthesis of Ethyl 2-(4-acetoxy-2-nitrobenzyl)-3-oxobutanoate

[000378] Ethyl 3-oxobutanoate (2.83 g, 21.7 mmol) was added to a mixture of THF (100 mL) and 60% sodium hydride in mineral oil (870 mg, 21.7 mmol). The resulting solution was stirred for one hour at 0 °C. Then, a solution of 4-(bromomethyl)-3-nitrophenyl acetate (4.58 g, 16.71 mmol) in THF (20 mL) was added dropwise to the reaction mixture. The resulting solution was stirred for an additional three hours at room temperature. Then, the reaction was quenched by the addition of water (30 mL) to the reaction mixture. The resulting solution was extracted three times with ethyl acetate and the organic layers were combined. The organic solution was washed with water, washed with brine, dried (Na₂SO₄) and concentrated to provide a residue. The residue was purified via MPLC eluting with ethyl acetate/petroleum ether (1:10) to afford ethyl 2-[[4-(acetyloxy)-2-nitrophenyl]methyl]-3-oxobutanoate (3.75 g, 69%) as a colorless oil.

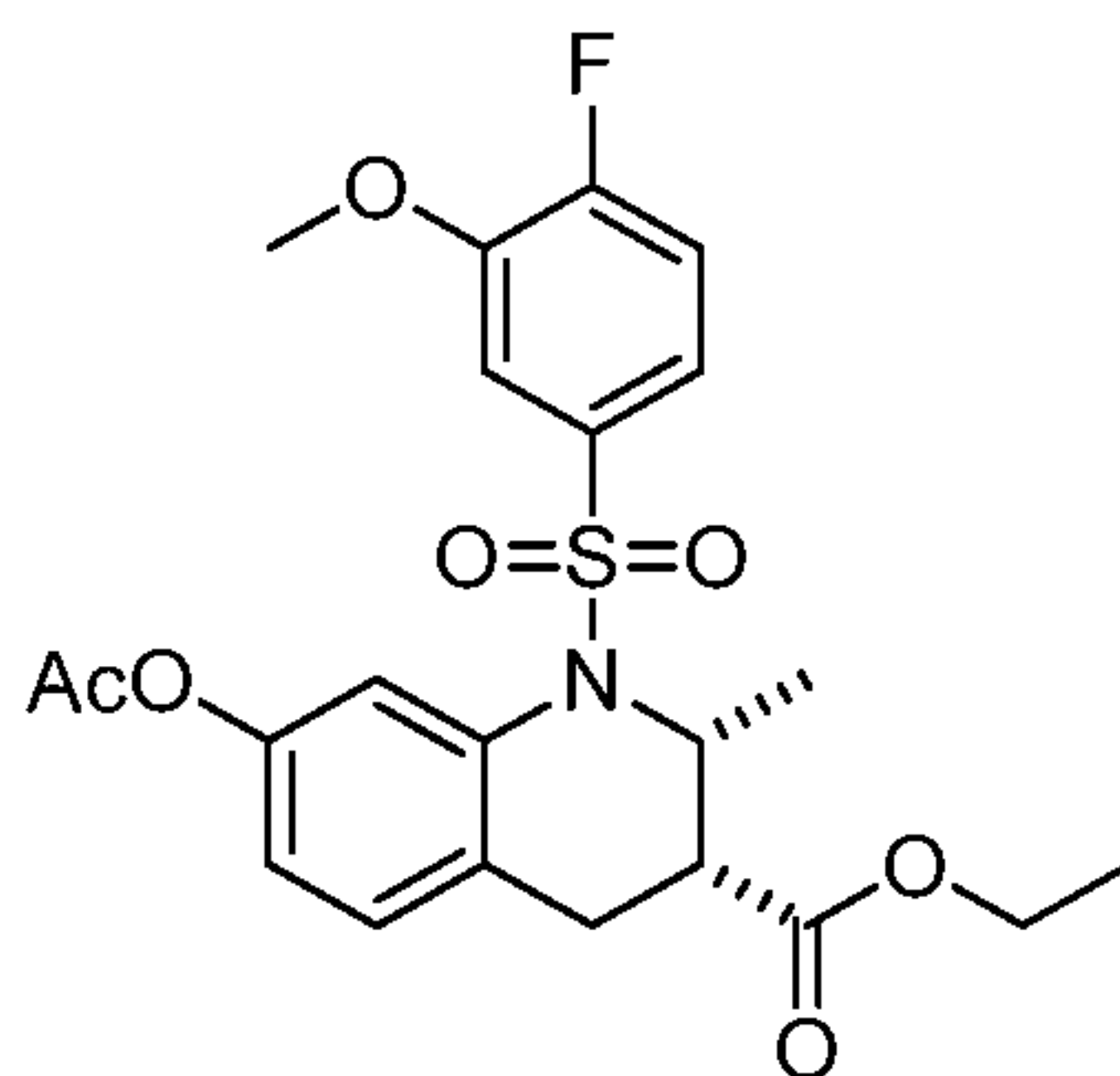
Part II – Synthesis of Racemic (2*R*,3*R*)-Ethyl 7-acetoxy-2-methyl-1,2,3,4-tetrahydroquinoline-3-carboxylate



[000379] In a 100-mL high-pressure reactor was placed ethyl 2-[[4-(acetyloxy)-2-nitrophenyl]methyl]-3-oxobutanoate (3.75 g, 11.60 mmol), ethyl acetate (80 mL), palladium carbon 10% containing water (380 mg, 0.10 equiv). The resulting solution was stirred for 20 hours at 40 °C under 10 atmospheres of hydrogen gas pressure. Then, the reaction mixture was cooled, the pressure in the reaction vessel was released, and the reaction mixture was filtered through Celite. The filtrate was concentrated to provide a residue that was purified via MPLC eluting with ethyl acetate/petroleum ether (1:10) to afford racemic (2*R*,3*R*)-ethyl 7-acetoxy-2-methyl-1,2,3,4-tetrahydroquinoline-3-carboxylate (1.3 g, 40%) as a colorless oil.

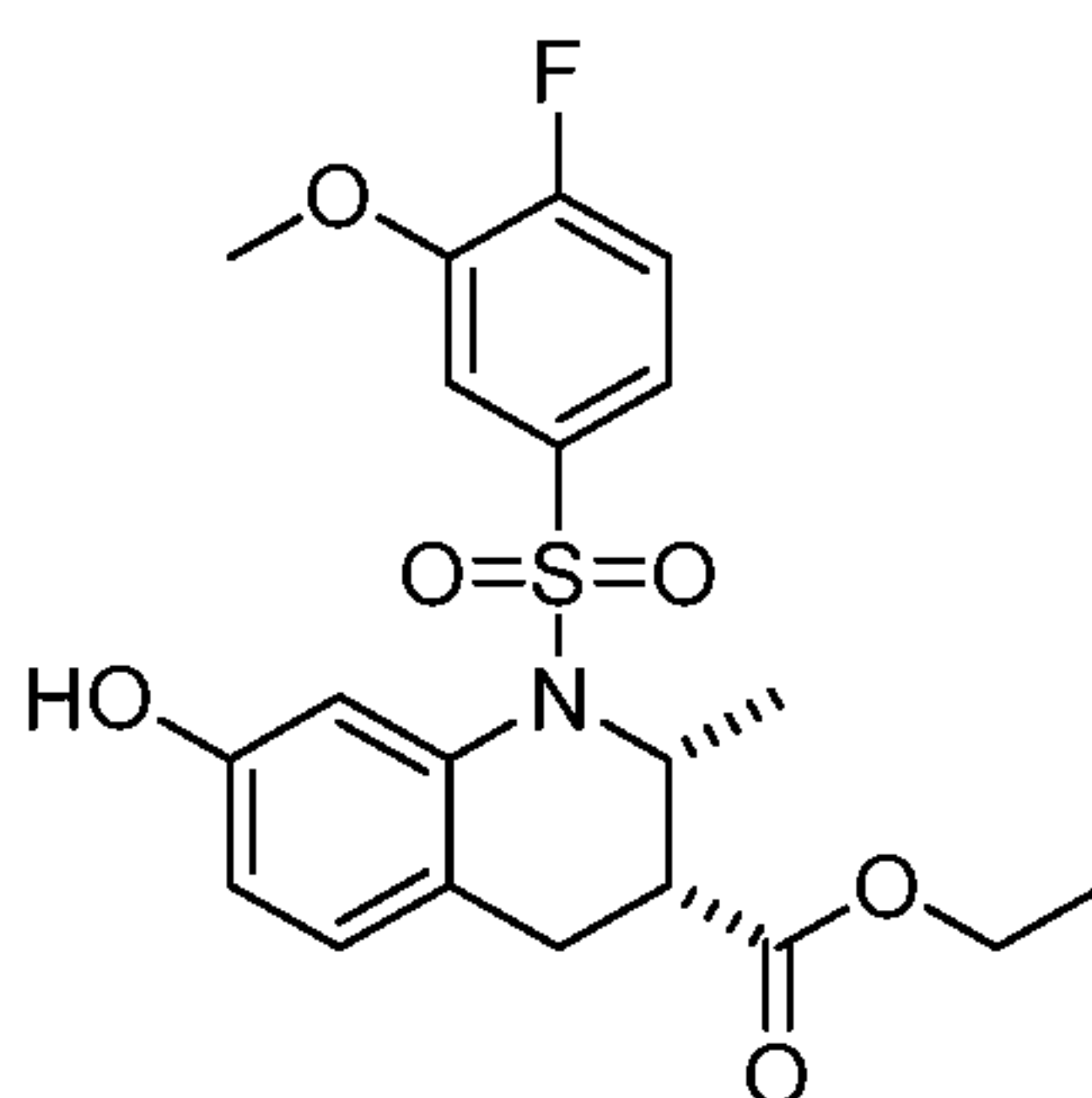
- 171 -

Part III – Synthesis of Racemic (2*R*,3*R*)-Ethyl 7-acetoxy-1-((4-fluoro-3-methoxyphenyl)sulfonyl)-2-methyl-1,2,3,4-tetrahydroquinoline-3-carboxylate



[000380] A solution of racemic (2*R*,3*R*)-ethyl 7-(acetyloxy)-2-methyl-1,2,3,4-tetrahydroquinoline-3-carboxylate (750 mg, 2.70 mmol), dichloromethane (30 mL), triethylamine (1.37 g, 13.54 mmol), 4-fluoro-3-methoxybenzene-1-sulfonyl chloride (1.1 g, 4.90 mmol) was refluxed for 18 hours. Then, the reaction mixture was cooled and water was added to quench the reaction. The resulting mixture was extracted twice with ethyl acetate. The organic extracts were combined and washed twice with water, washed with brine, dried (Na₂SO₄) and concentrated to provide a residue. The residue was purified via MPLC eluting with ethyl acetate/petroleum ether (1:10) to afford racemic (2*R*,3*R*)-ethyl 7-acetoxy-1-((4-fluoro-3-methoxyphenyl)sulfonyl)-2-methyl-1,2,3,4-tetrahydroquinoline-3-carboxylate (730 mg, 58%) as light yellow oil.

Part IV – Synthesis of Racemic (2*R*,3*R*)-Ethyl 1-((4-fluoro-3-methoxyphenyl)sulfonyl)-7-hydroxy-2-methyl-1,2,3,4-tetrahydroquinoline-3-carboxylate

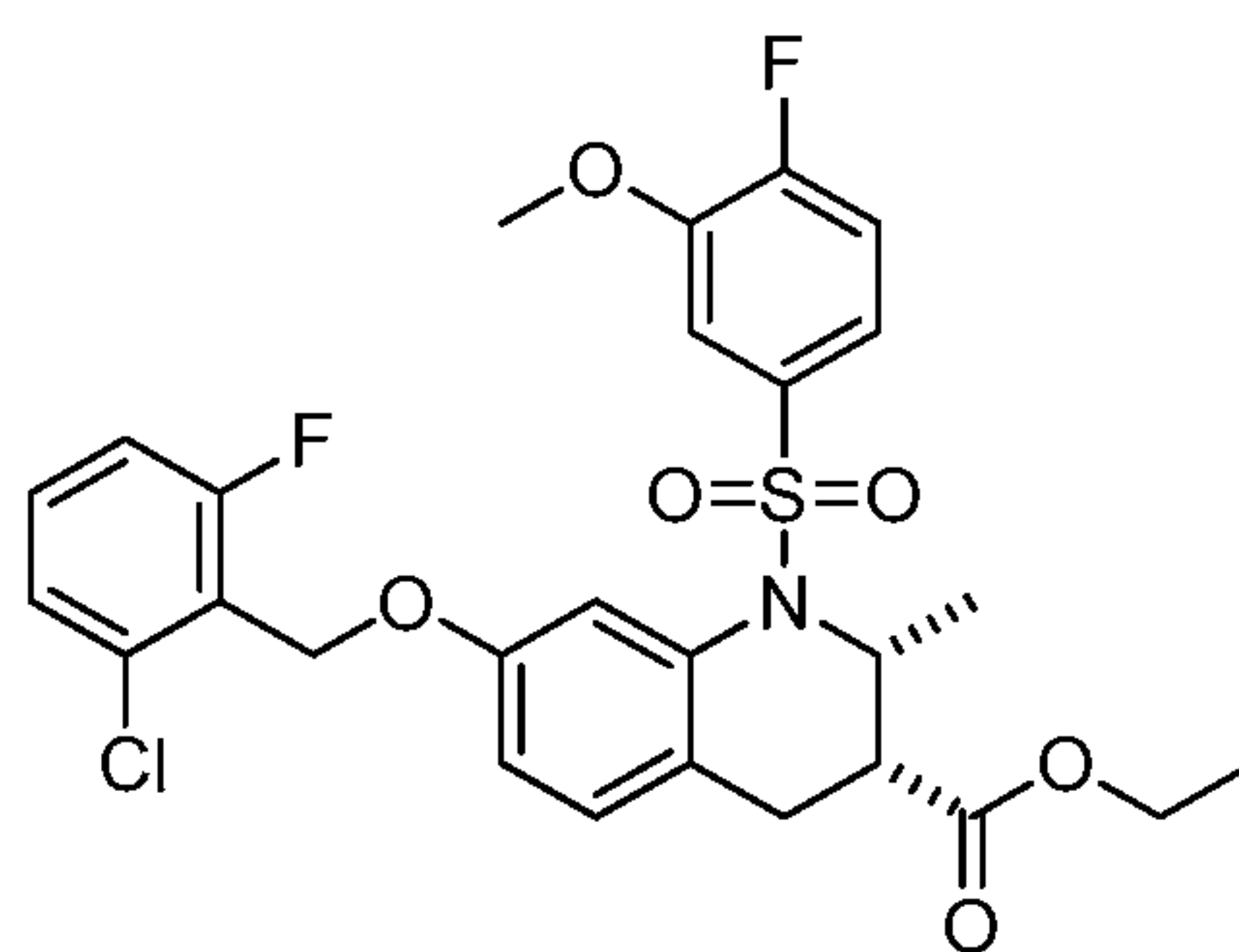


[000381] To a solution of racemic (2*R*,3*R*)-ethyl 7-acetoxy-1-((4-fluoro-3-methoxyphenyl)sulfonyl)-2-methyl-1,2,3,4-tetrahydroquinoline-3-carboxylate (620 mg, 1.33 mmol) in methanol (20 mL) was added acetyl chloride (1.0 mL, 13.3 mmol). The resulting solution was stirred for one hour at room temperature, concentrated and diluted in water (30

- 172 -

ml). The pH value of the resulting solution was adjusted to 4-5 by adding saturated sodium bicarbonate. Next, the reaction mixture was extracted three times with ethyl acetate. The organic extracts were combined and washed with water, washed with brine, dried (Na₂SO₄) and concentrated to provide a residue. The residue was purified via MPLC eluting with ethyl acetate/petroleum ether (1:10) to afford racemic (2*R*,3*R*)-ethyl 1-((4-fluoro-3-methoxyphenyl)sulfonyl)-7-hydroxy-2-methyl-1,2,3,4-tetrahydroquinoline-3-carboxylate (560 mg, 99%) as a light yellow oil.

Part V – Synthesis of Racemic (2*R*,3*R*)-Ethyl 7-((2-chloro-6-fluorobenzyl)oxy)-1-((4-fluoro-3-methoxyphenyl)sulfonyl)-2-methyl-1,2,3,4-tetrahydroquinoline-3-carboxylate



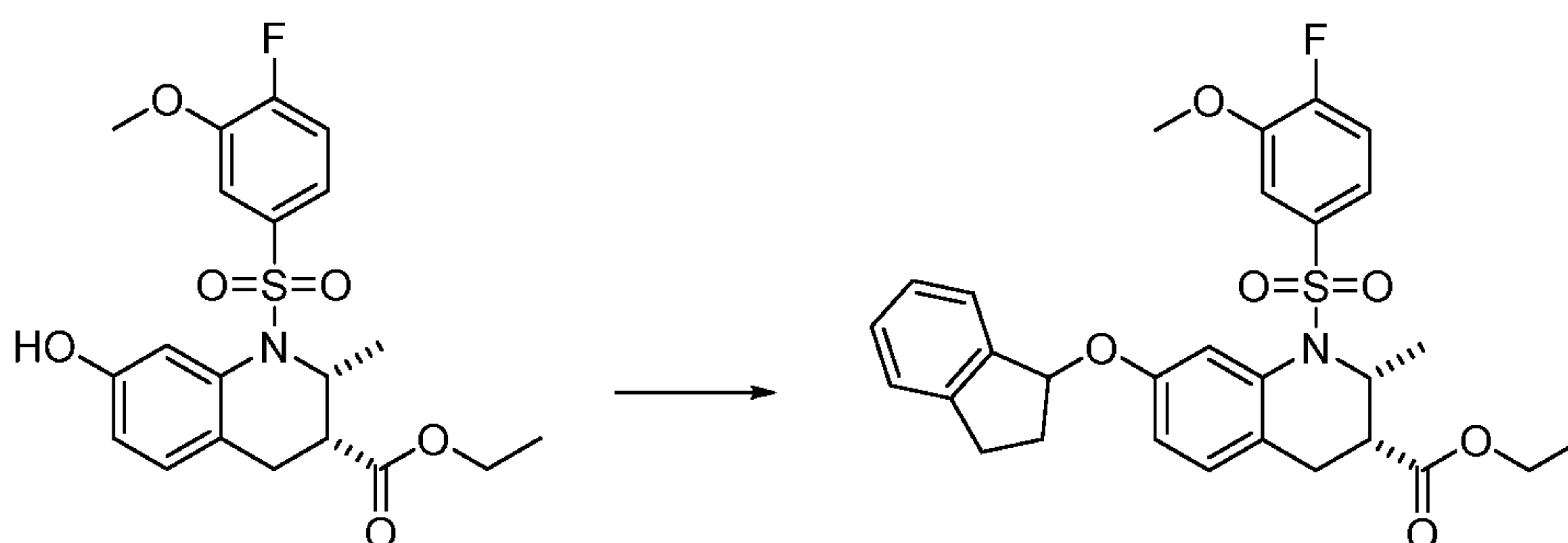
10

[000382] To a solution of racemic (2*R*,3*R*)-ethyl 1-((4-fluoro-3-methoxyphenyl)sulfonyl)-7-hydroxy-2-methyl-1,2,3,4-tetrahydroquinoline-3-carboxylate (130 mg, 0.31 mmol), (2-chloro-6-fluorophenyl)methanol (59 mg, 0.37 mmol), and triphenyl phosphine (120 mg, 0.46 mmol) in THF (10 mL) was added diisopropyl azodicarboxylate (93 mg, 0.46 mmol) dropwise. The resulting solution was stirred for one hour at room temperature and then partitioned between ethyl acetate and water. The organic layer was washed twice with water, washed with brine, dried (Na₂SO₄) and concentrated to provide a residue. The residue was applied onto a silica gel column that was eluted using ethyl acetate/petroleum ether (1:10) to afford racemic (2*R*,3*R*)-ethyl 7-((2-chloro-6-fluorobenzyl)oxy)-1-((4-fluoro-3-methoxyphenyl)sulfonyl)-2-methyl-1,2,3,4-tetrahydroquinoline-3-carboxylate (94 mg, 54%) as a white solid. ¹H-NMR (400 MHz, CDCl₃): δ 7.63 (s, 1H), 7.40-7.20 (m, 3H), 7.17-7.00 (m, 4H), 6.83 (d, *J* = 8.4 Hz, 1H), 5.20 (s, 2H), 5.00-4.90 (m, 1H), 4.25-4.20 (m, 2H), 3.74 (s, 3H), 2.90-2.80 (m, 1H), 2.60 (dd, *J* = 18.0, 6.4 Hz, 1H), 2.30-2.20 (m, 1H), 1.12 (d, *J* = 6.8 Hz, 3H). (ES, *m/z*:) (M+H)⁺ 566.1.

20

- 173 -

EXAMPLE 20 – Synthesis of Racemic (2*R*,3*R*)-Ethyl 7-((2,3-dihydro-1*H*-inden-1-yl)oxy)-1-((4-fluoro-3-methoxyphenyl)sulfonyl)-2-methyl-1,2,3,4-tetrahydroquinoline-3-carboxylate

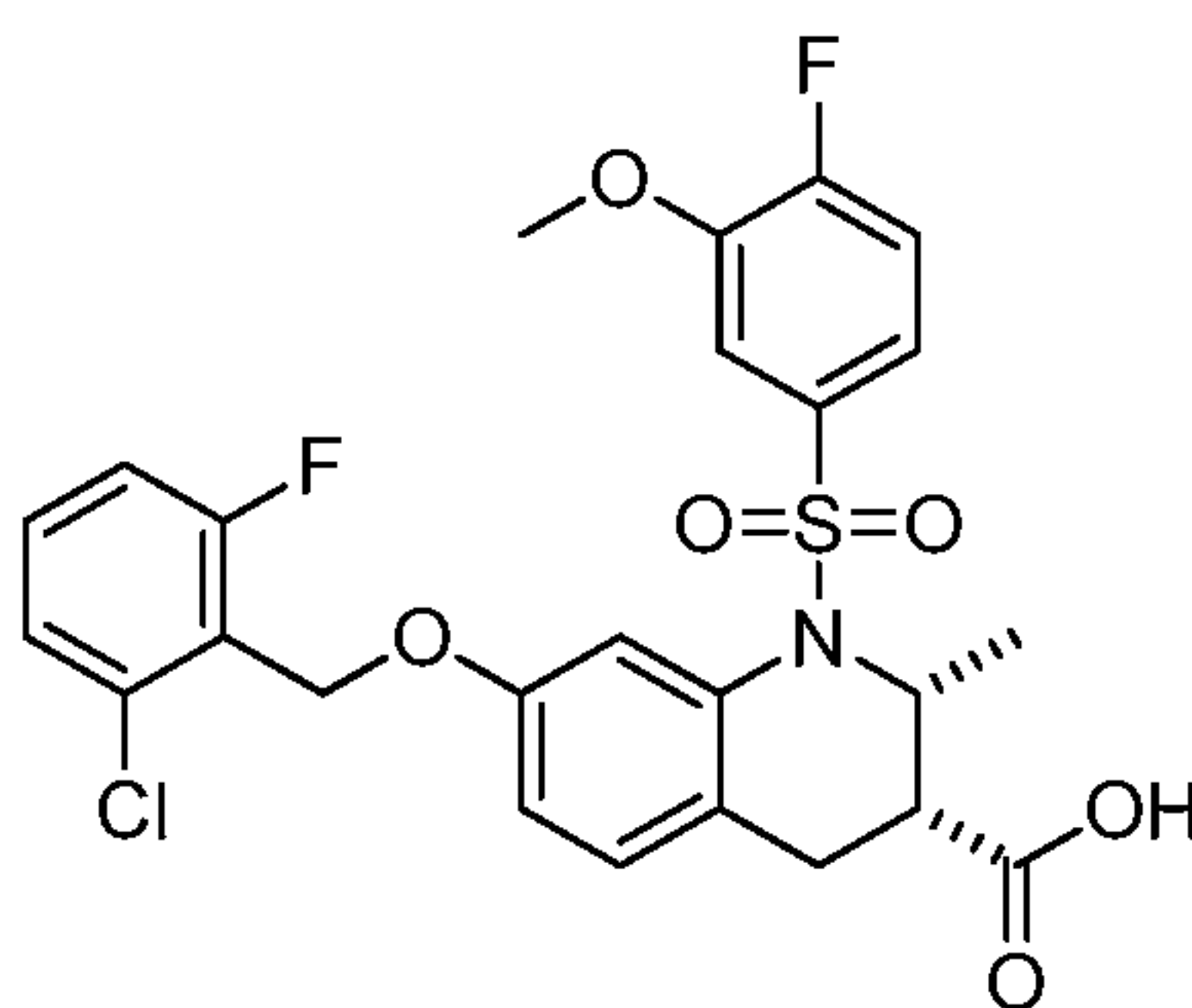


5

[000383] The title compound was prepared based on procedures described in Example 1, Part V. ¹H-NMR (400 MHz, CDCl₃) δ 7.61 (dd, 1H), 7.50 (d, 1H), 7.40-7.45 (m, 2H), 7.09-7.31 (m, 4H), 7.01 (d, 1H), 6.82 (t, 1H), 5.79 (dd, 1H), 4.92 (m, 1H), 4.17 (m, 2H), 3.75 (s, 3H), 3.16 (m, 1H), 2.88-3.00 (m, 2H), 2.58 (m, 2H), 2.15-2.28 (m, 2H), 1.28 (t, 3H), 1.07 (d, 3H). (ES, *m/z*:) 562 (M+Na).⁺

10

EXAMPLE 21 – Synthesis of Racemic (2*R*,3*R*)-7-((2-Chloro-6-fluorobenzyl)oxy)-1-((4-fluoro-3-methoxyphenyl)sulfonyl)-2-methyl-1,2,3,4-tetrahydroquinoline-3-carboxylic acid



[000384] To a solution of racemic (2*R*,3*R*)-ethyl 7-((2-chloro-6-fluorobenzyl)oxy)-1-((4-fluoro-3-methoxyphenyl)sulfonyl)-2-methyl-1,2,3,4-tetrahydroquinoline-3-carboxylate (70 mg, 0.12 mmol) in THF (3 mL) and water (1.5 mL) was added lithium hydroxide monohydrate (21 mg, 0.50 mmol). The resulting solution was stirred overnight at room temperature. Next, the reaction mixture was diluted with water (15 mL) and the pH of the mixture was adjusted to 4-5 by adding concentrated hydrogen chloride to the mixture. Next, the mixture was extracted three times with ethyl acetate. The organic extracts were combined, washed brine, dried (Na₂SO₄) and concentrated to provide a residue. The residue was purified by reverse phase

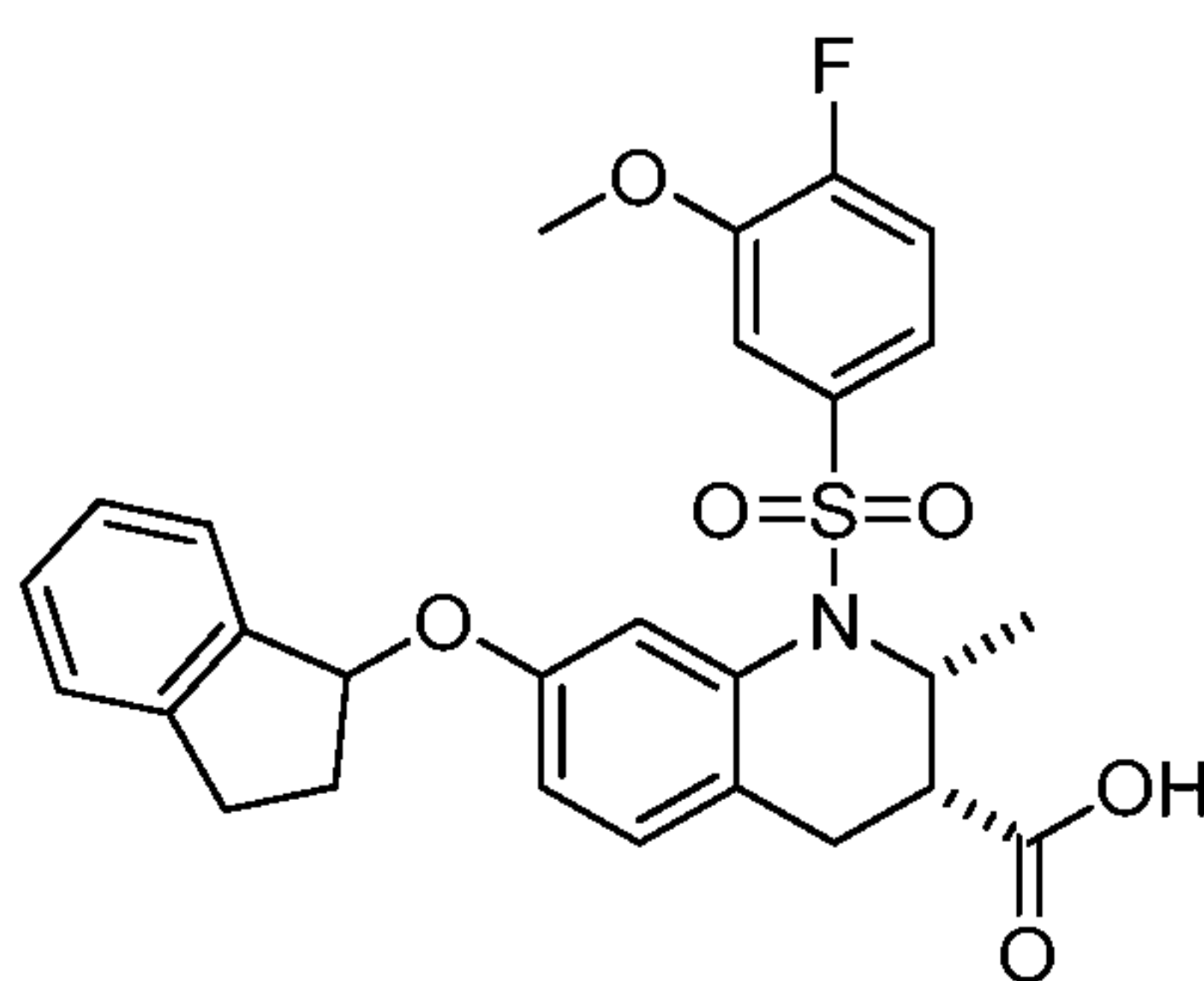
15

20

- 174 -

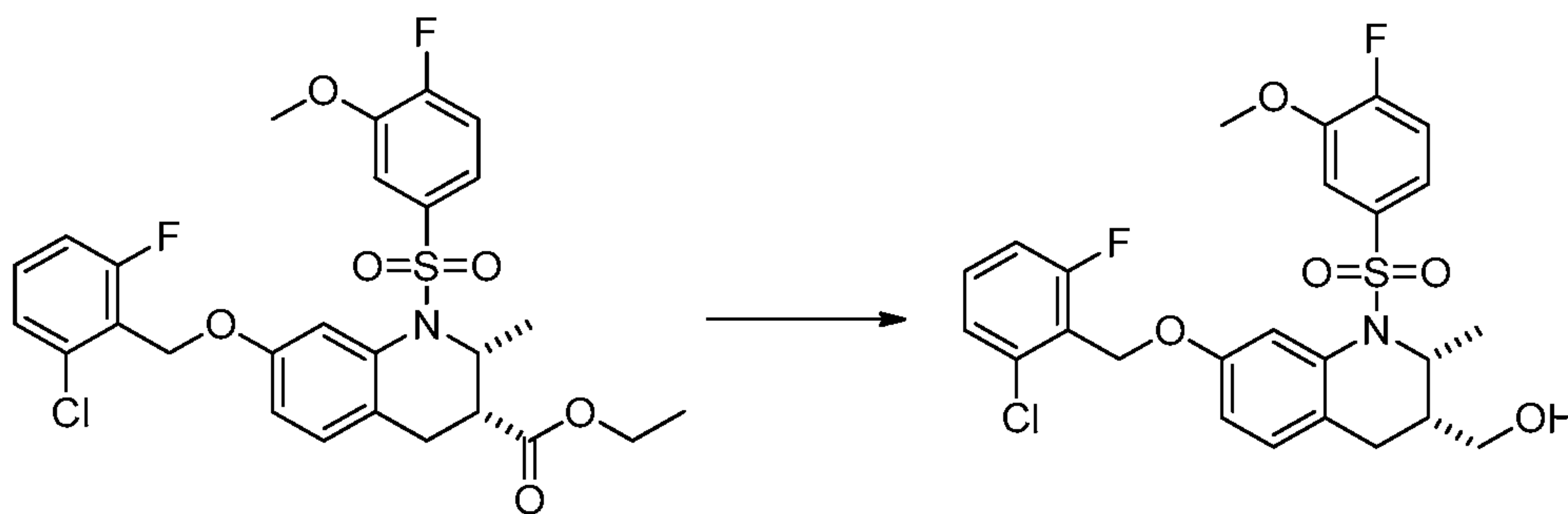
HPLC eluting with a gradient of water (containing 0.05% trifluoroacetic acid) and acetonitrile to afford racemic (2*R*,3*R*)-7-((2-chloro-6-fluorobenzyl)oxy)-1-((4-fluoro-3-methoxyphenyl)sulfonyl)-2-methyl-1,2,3,4-tetrahydroquinoline-3-carboxylic acid (40 mg, 60%) as a white solid. ¹H-NMR (400 MHz, CDCl₃): δ 7.64 (s, 1H), 7.40-7.20 (m, 3H), 7.17-7.00 (m, 4H), 6.84 (dd, *J* = 8.4, 2.4 Hz, 1H), 5.21 (s, 2H), 5.04-4.96 (m, 1H), 3.75 (s, 3H), 2.95-2.80 (m, 1H), 2.64 (dd, *J* = 18.0, 6.4 Hz, 1H), 2.30-2.20 (m, 1H), 1.12 (d, *J* = 6.8 Hz, 3H). (ES, *m/z*:) (M+H)⁺ 538.3.

EXAMPLE 22 – Preparation of Racemic (2*R*,3*R*)-7-((2,3-Dihydro-1*H*-inden-1-yl)oxy)-1-((4-fluoro-3-methoxy-phenyl)sulfonyl)-2-methyl-1,2,3,4-tetrahydroquinoline-3-carboxylic acid



[000385] The title compound was prepared based on the experimental procedures described in Examples 19, 20, and 21 and the detailed description. (ES, *m/z*): (M+H)⁺ 512.

EXAMPLE 23 – Synthesis of ((2*R*,3*R*)-7-((2-Chloro-6-fluorobenzyl)oxy)-1-((4-fluoro-3-methoxyphenyl)sulfonyl)-2-methyl-1,2,3,4-tetrahydroquinolin-3-yl)methanol

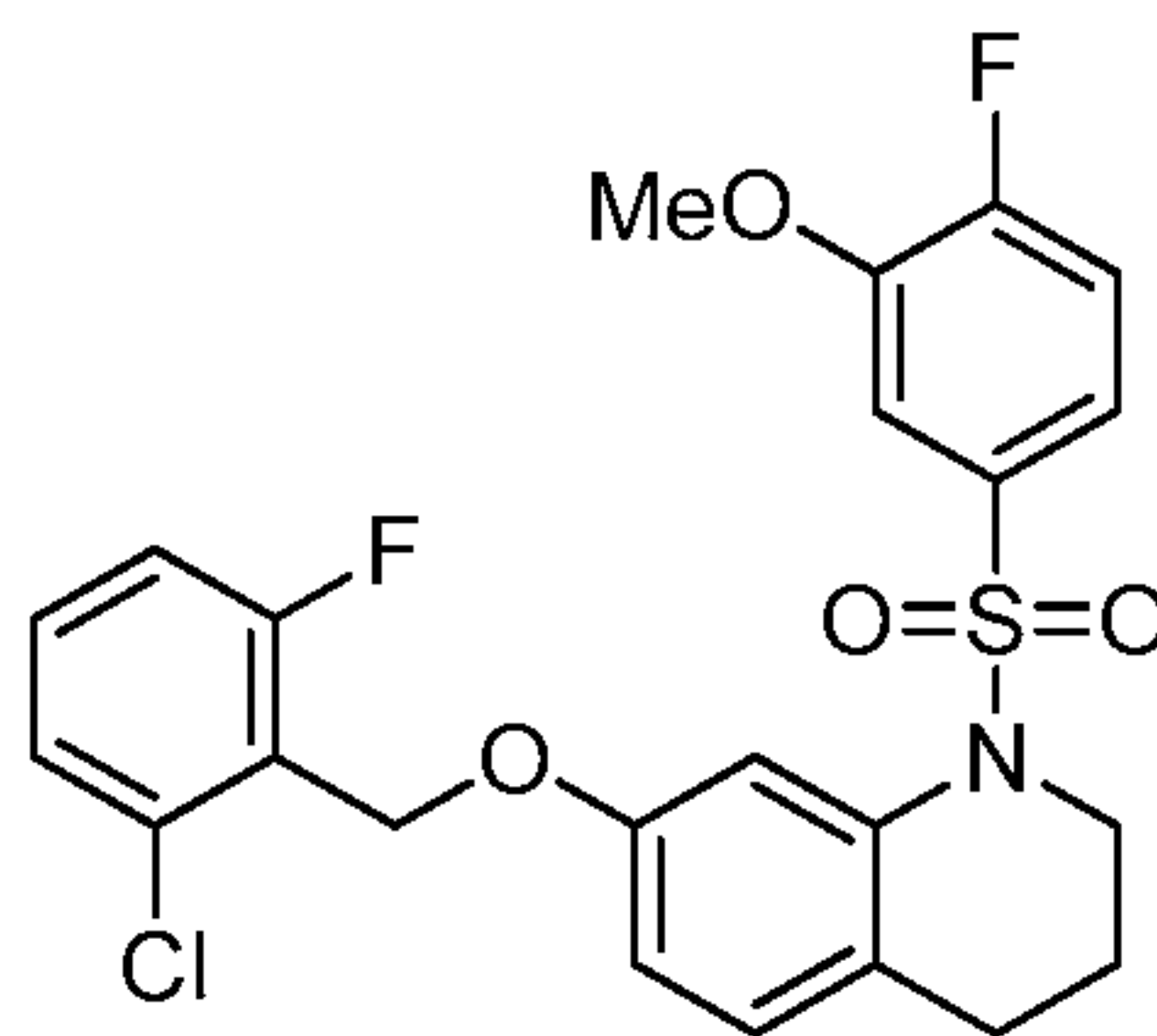


[000386] To a solution of (2*R*,3*R*)-ethyl 7-((2-chloro-6-fluorobenzyl)oxy)-1-((4-fluoro-3-methoxyphenyl)sulfonyl)-2-methyl-1,2,3,4-tetrahydroquinoline-3-carboxylate (120 mg, 0.21 mmol) in tetrahydrofuran (10 mL) was added of lithium aluminum hydride (20 mg, 0.53 mmol)

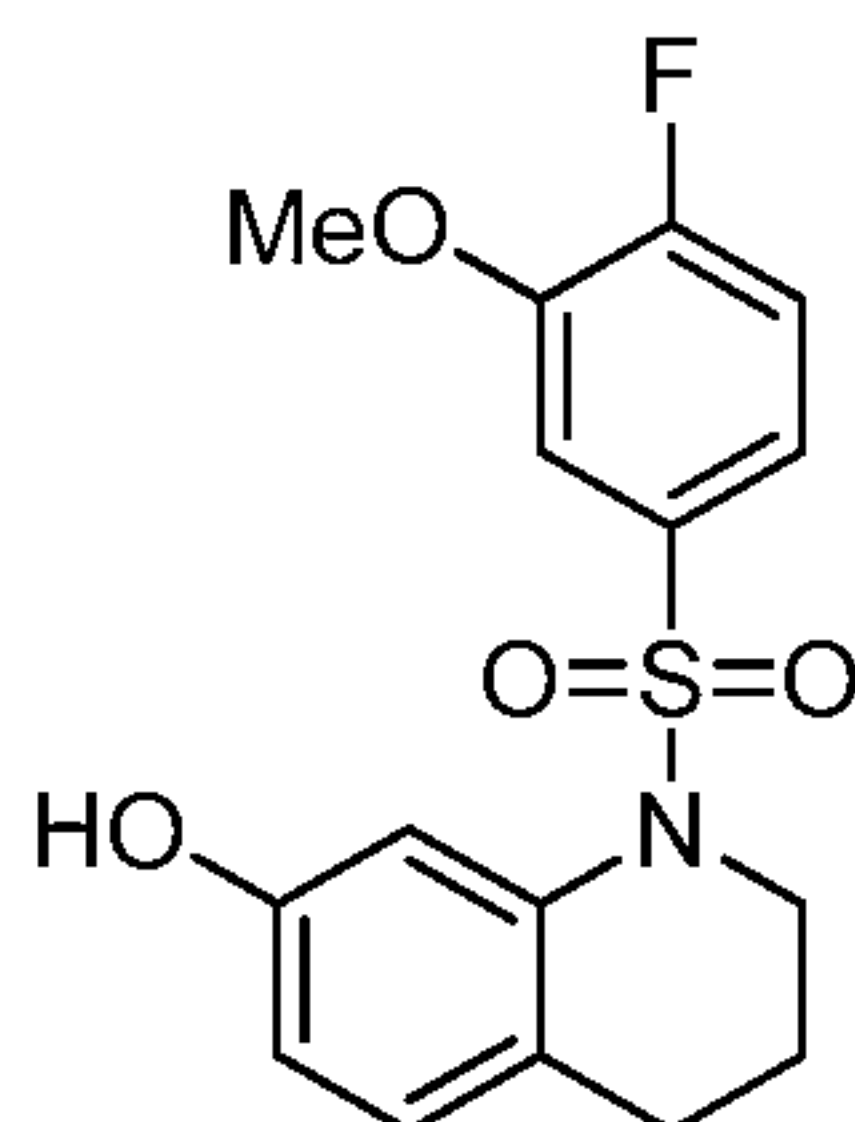
- 175 -

in portions at room temperature. The resulting solution was stirred for two hours at room temperature. The reaction was then quenched by the addition of 15 mL of water to the reaction mixture, and the resulting mixture was stirred for 2 hours. The resulting solution was extracted three times with ethyl acetate, the organic layers were combined, and the combined organic layers were washed with water, washed with brine, and concentrated to provide a residue. The residue was purified via MPLC eluting with ethyl acetate/petroleum ether (1:4). The fraction containing the major component was purified further by preparative HPLC eluting with a gradient of aqueous 10 mM NH₄HCO₃ and acetonitrile (58.0% to 65.0%) to afford racemic ((2*R*,3*R*)-7-((2-Chloro-6-fluorobenzyl)oxy)-1-((4-fluoro-3-methoxyphenyl)sulfonyl)-2-methyl-1,2,3,4-tetrahydroquinolin-3-yl)methanol (25 mg, 23%) as a white solid. ¹H-NMR (400 MHz, CDCl₃) δ 1.08 (d, *J* = 6.8 Hz, 3H), 1.55-1.70 (m, 1H), 2.15-2.30 (m, 1H), 2.44 (dd, *J* = 16.8, 6.0 Hz, 1H), 3.37-3.55 (m, 2H), 3.74 (s, 3H), 4.70-4.80 (m, 1H), 5.20 (s, 2H), 6.78 (dd, *J* = 12.4, 2.8 Hz, 2H), 6.95 (d, *J* = 8.8 Hz, 1H), 7.03-7.20 (m, 3H), 7.25-7.35 (m, 3H), 7.64 (s, 1H). (ES, *m/z*:) 524.1 (M+H).⁺

15 **EXAMPLE 24** – Synthesis of 7-((2-Chloro-6-fluorobenzyl)oxy)-1-((4-fluoro-3-methoxyphenyl)sulfonyl)-1,2,3,4-tetrahydroquinoline



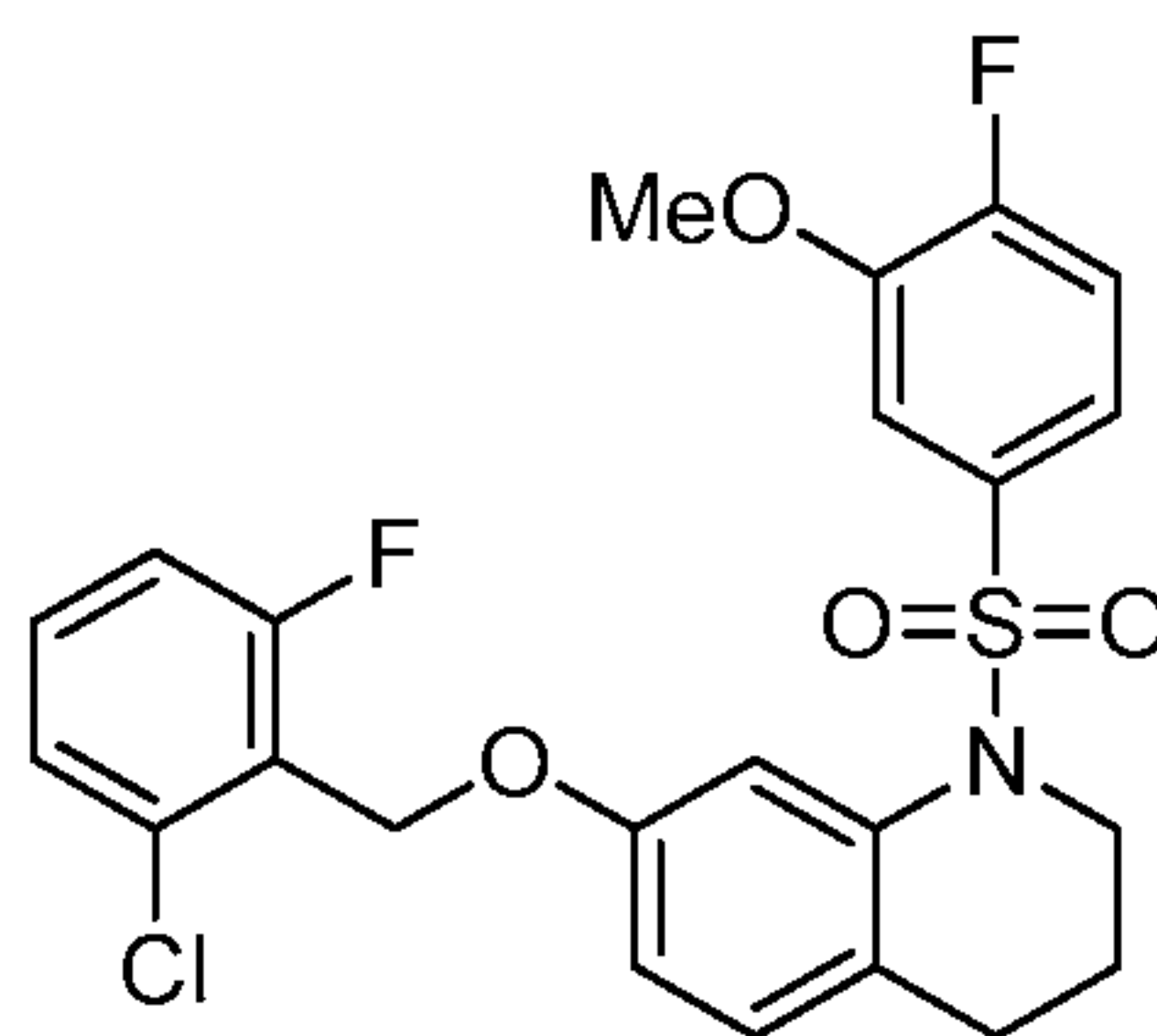
Part I – Synthesis of 1-((4-Fluoro-3-methoxyphenyl)sulfonyl)-1,2,3,4-tetrahydroquinolin-7-ol



- 176 -

[000387] To a solution of 1,2,3,4-tetrahydroquinolin-7-ol (2.5 g, 16.76 mmol) in dichloromethane (100 mL) was added pyridine (2.6 g, 32.9 mmol) and 4-fluoro-3-methoxybenzene-1-sulfonyl chloride (5.6 g, 24.93 mmol, 1.50 equiv). The mixture was stirred for one hour at room temperature. Then, methanol (2 mL) was added to the reaction mixture, and the resulting mixture was concentrated to provide a residue. The residue was purified via MPLC eluting with dichloromethane/ethyl acetate (2:1) to afford 1-[(4-fluoro-3-methoxybenzene)sulfonyl]-1,2,3,4-tetrahydroquinolin-7-ol (7.0 g) as a red oil.

Part II – Synthesis of 7-((2-Chloro-6-fluorobenzyl)oxy)-1-((4-fluoro-3-methoxyphenyl)sulfonyl)-1,2,3,4-tetrahydroquinoline



10

[000388] To a solution of 1-[(4-fluoro-3-methoxybenzene)sulfonyl]-1,2,3,4-tetrahydroquinolin-7-ol (150 mg, 0.44 mmol), (2-chloro-6-fluorophenyl)methanol (71 mg, 0.44 mmol), triphenylphosphine (140 mg, 0.53 mmol), in anhydrous THF (5 mL) was added diisopropyl azodicarboxylate (108 mg, 0.53 mmol) dropwise at 0 °C. The resulting solution was stirred overnight at 25 °C, and then concentrated to provide a residue. The residue was purified by MPLC eluting with petroleum ether:ethyl acetate (3:1). The fraction containing the major component was further purified by Prep-HPLC eluting with a gradient of water (containing 0.05% trifluoroacetic acid) and acetonitrile (50.0% to 90.0% in 8 minutes) to afford the title compound (41.5 mg, 19%) as a white solid. ¹H-NMR (400 MHz, CDCl₃) δ 7.61-7.60 (d, 1H), 7.36-7.28 (m, 3H), 7.15-7.02 (m, 3H), 6.96-6.94 (d, 1H), 6.81-6.78 (d, 1H), 5.21 (s, 2H), 3.84-3.81 (t, 2H), 3.71 (s, 3H), 2.44-2.40 (t, 2H), 1.67-1.58 (m, 2H). (ES, *m/z*): (M+H)⁺: 480.

20

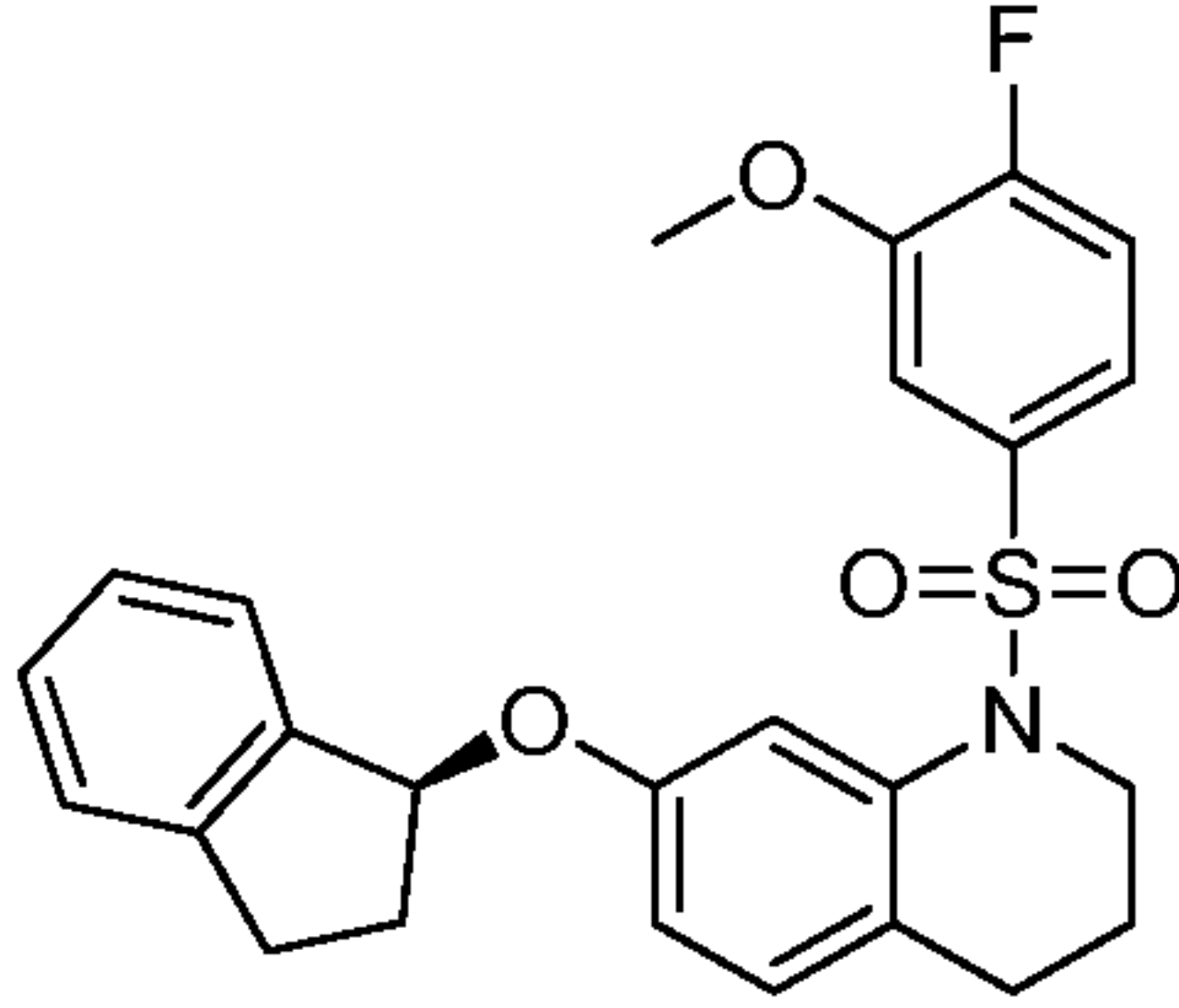
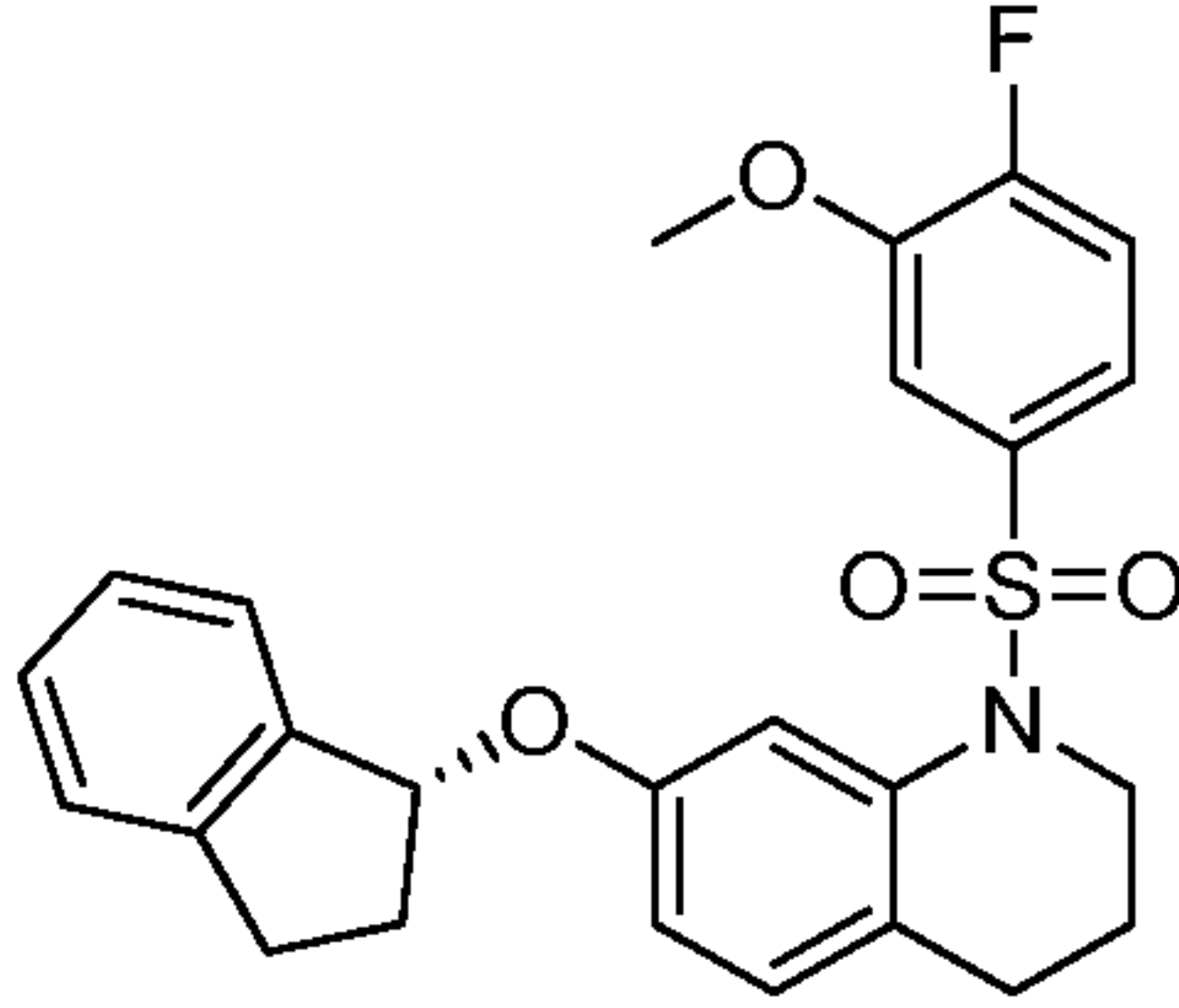
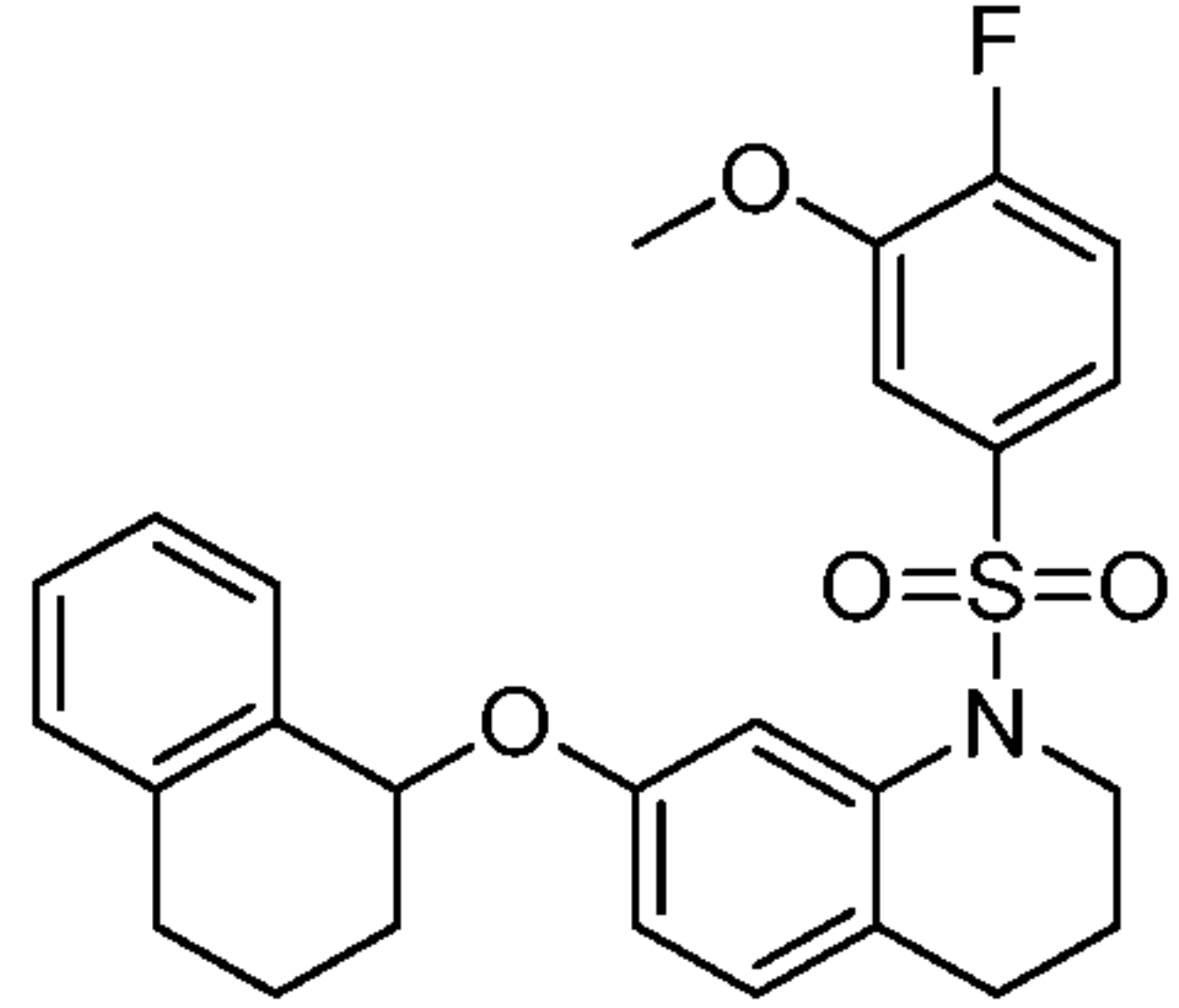
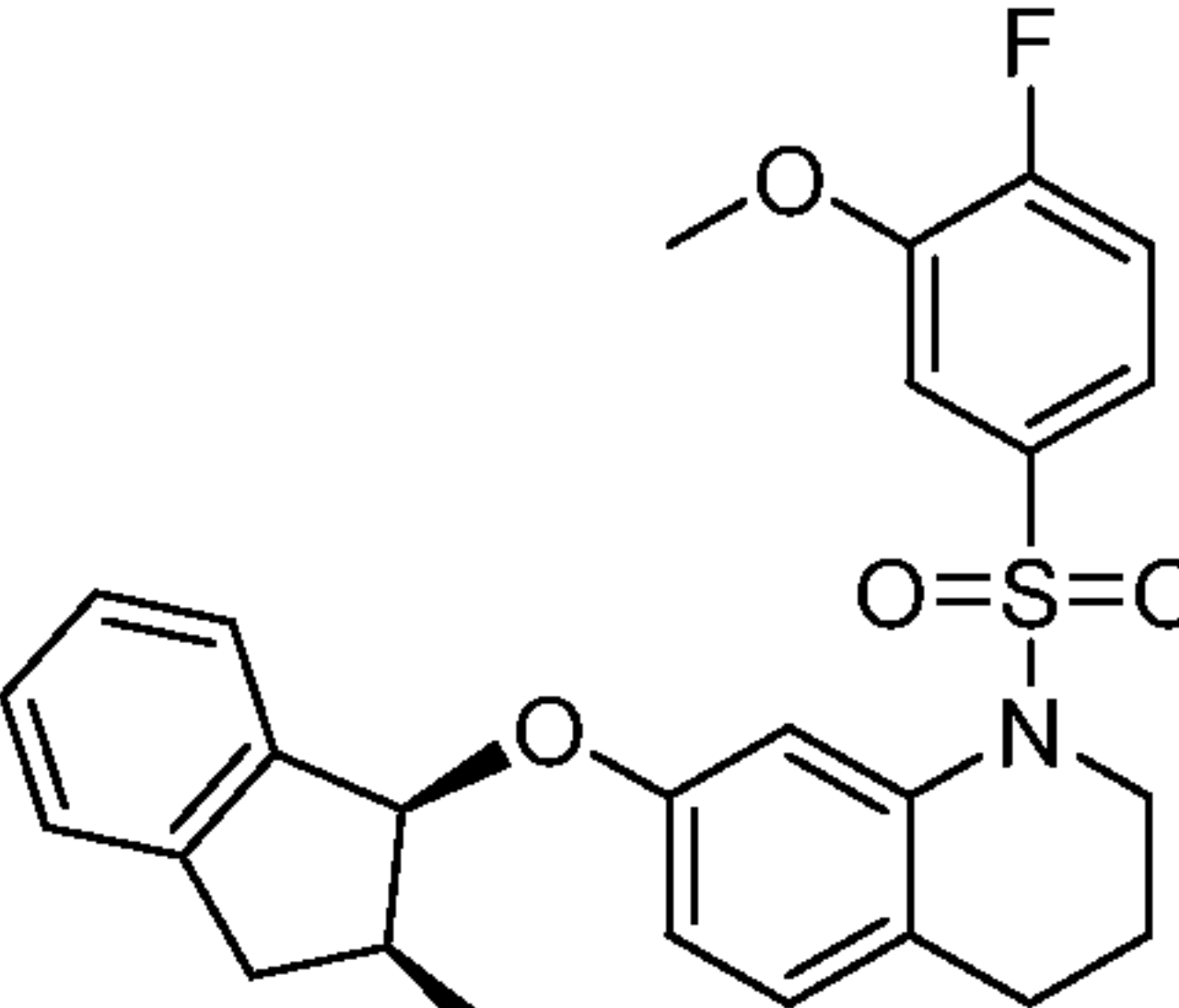
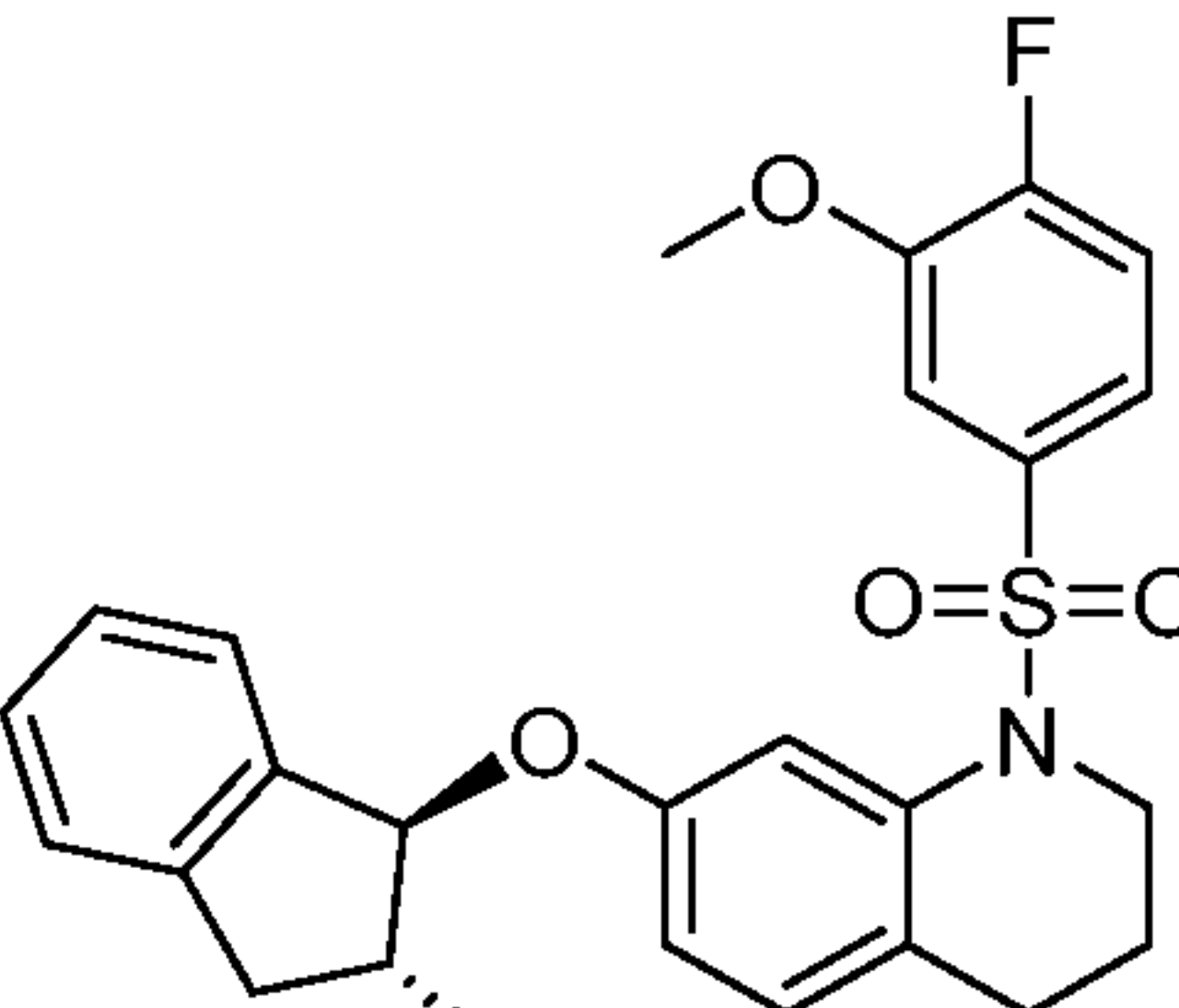
EXAMPLE 25 – Preparation of Additional 1,2,3,4-Tetrahydroquinoline Sulfonamides

[000389] Compounds in Table 7 were prepared based on experimental procedures described in Examples 19, 20, and 21 and the detailed description.

25

- 177 -

TABLE 7

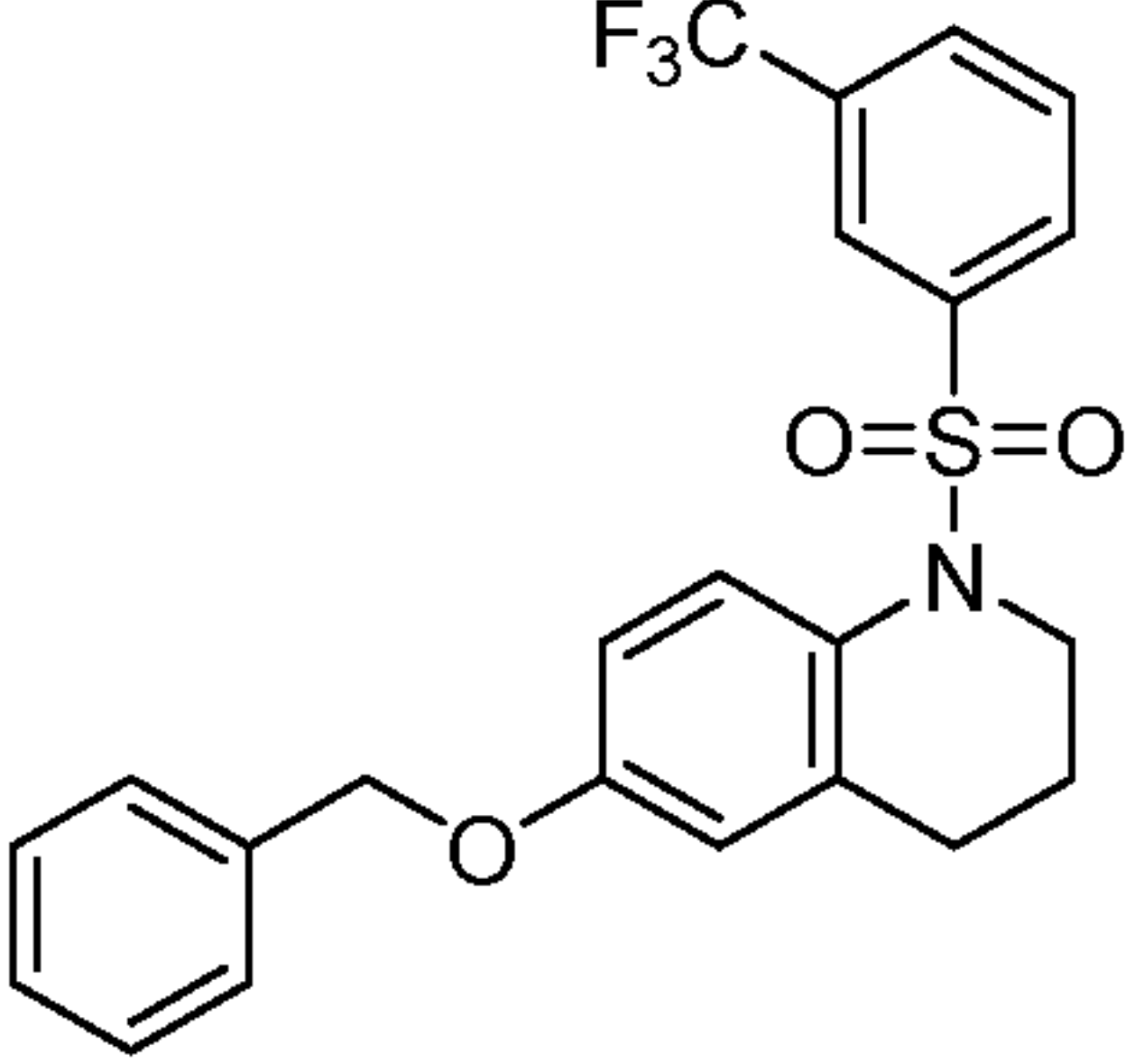
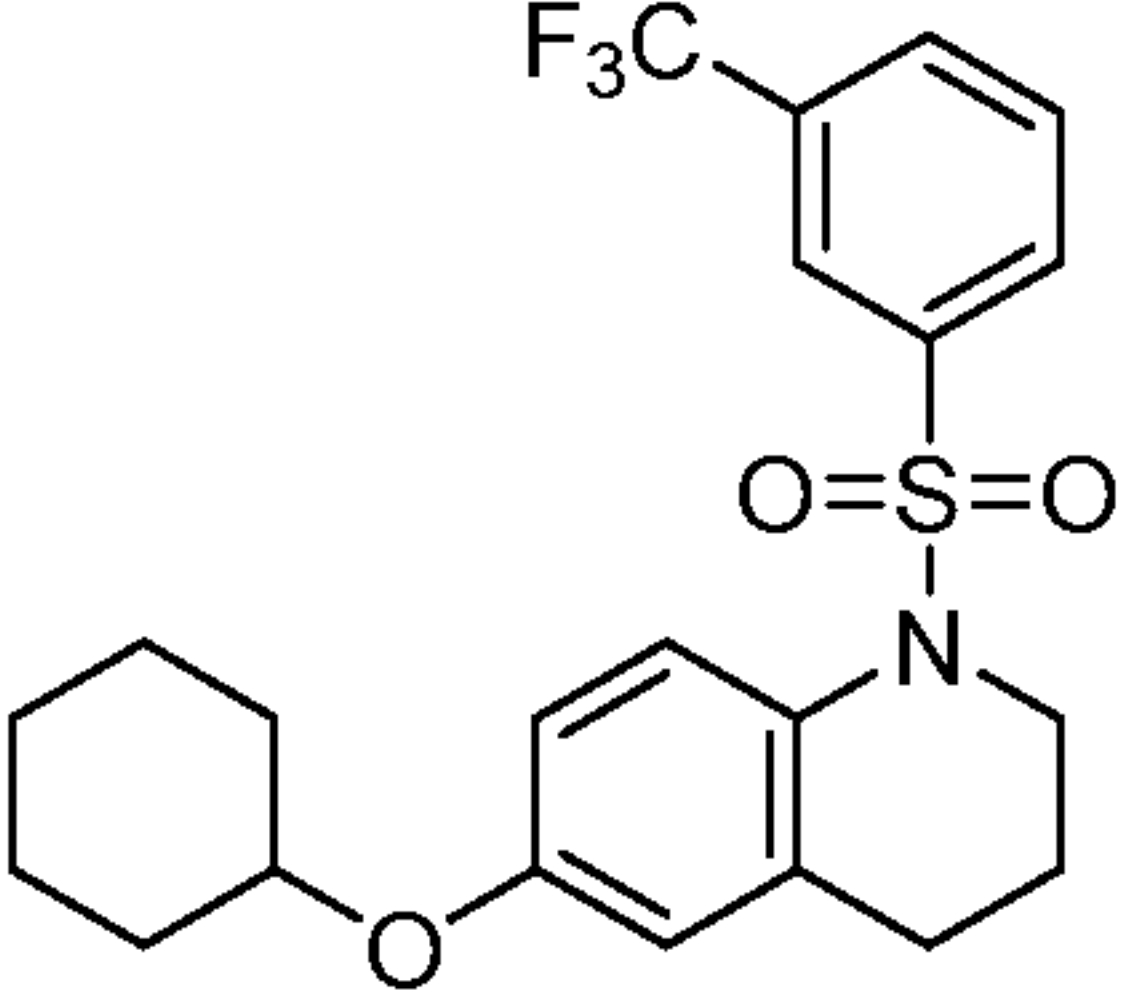
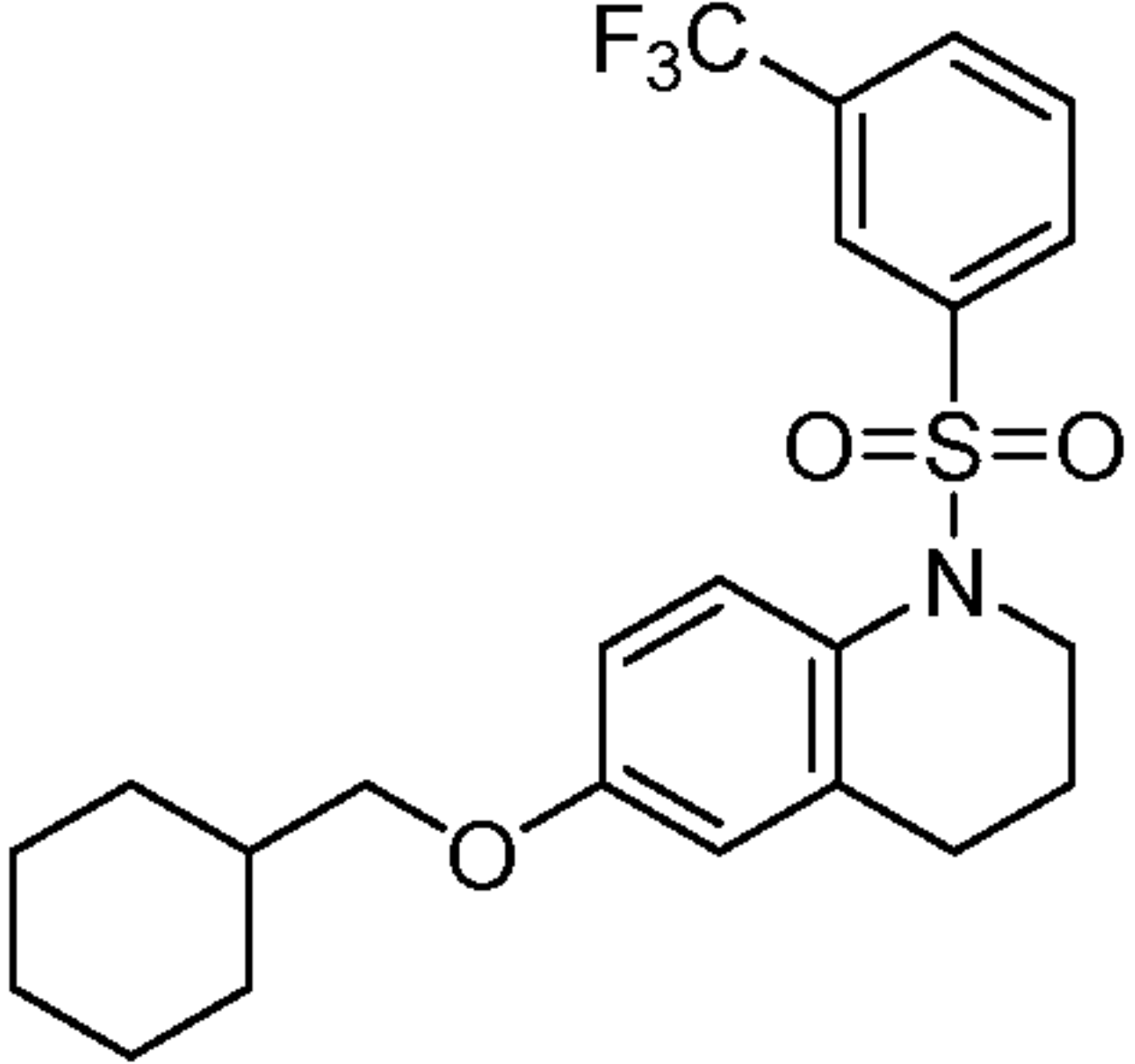
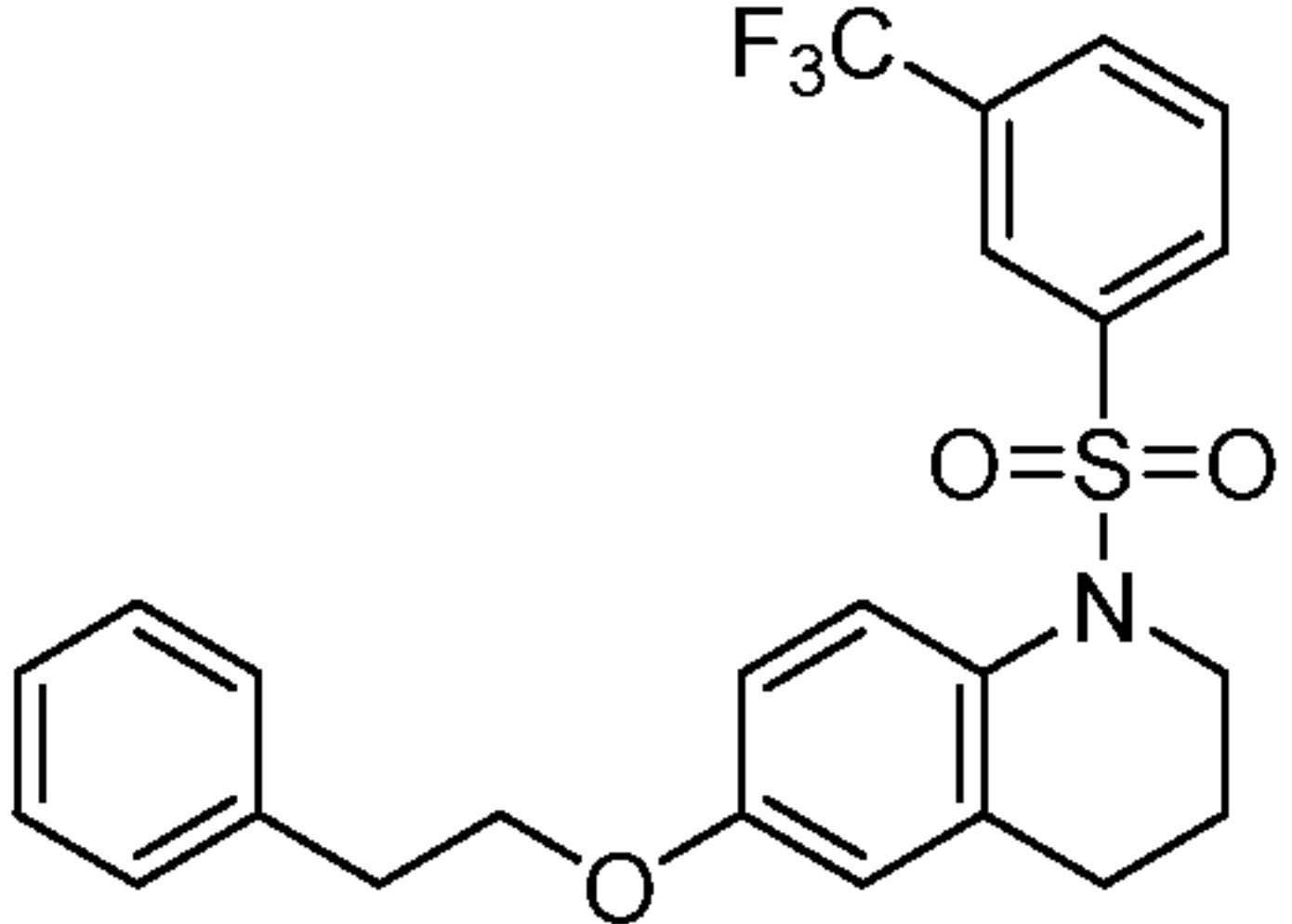
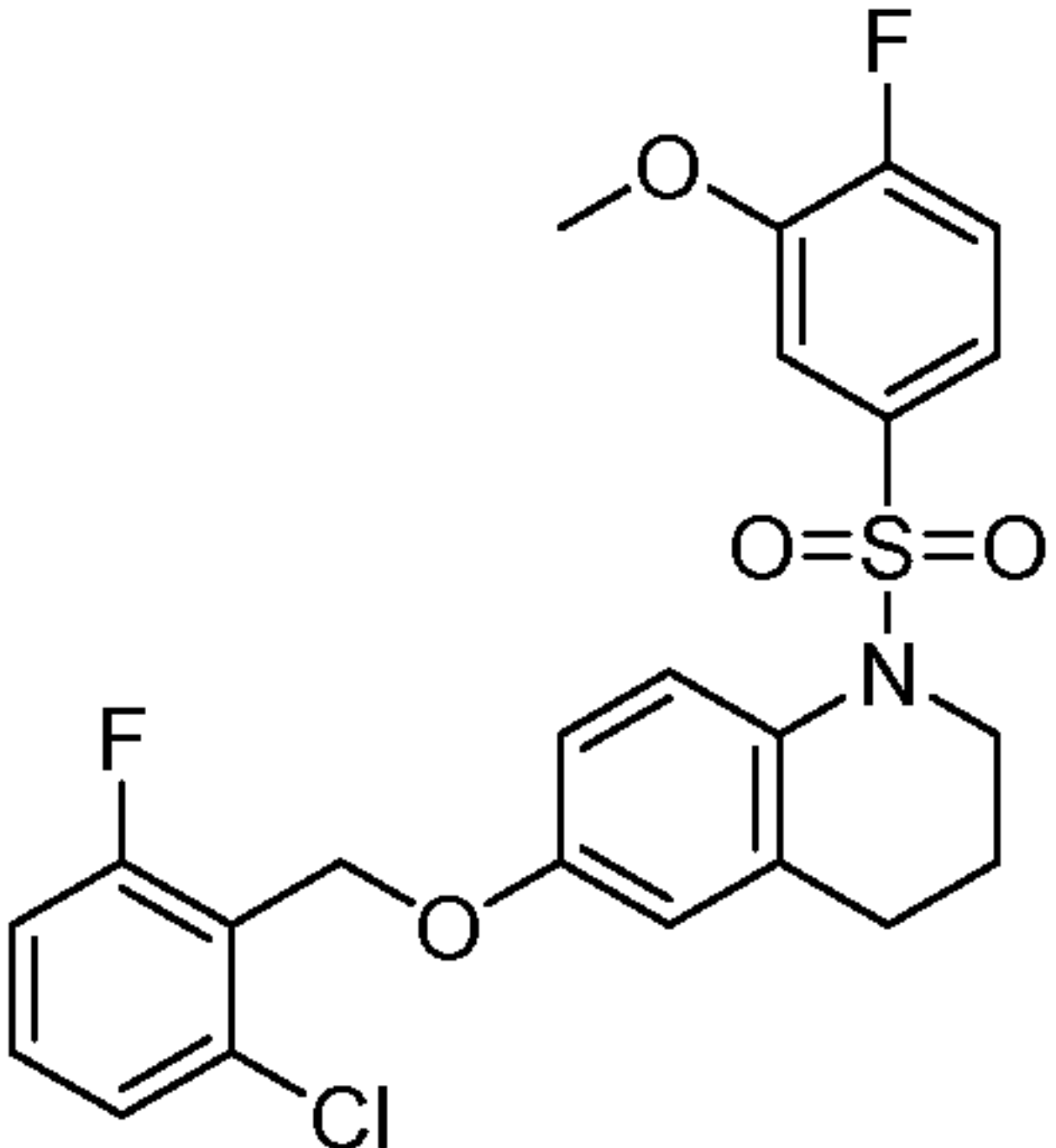
No.	Structure	Name	Observed m/z
25A		(S)-7-((2,3-dihydro-1H-inden-1-yl)oxy)-1-((4-fluoro-3-methoxyphenyl)sulfonyl)-1,2,3,4-tetrahydroquinoline	454 (M+H) ⁺
25B		(R)-7-((2,3-dihydro-1H-inden-1-yl)oxy)-1-((4-fluoro-3-methoxyphenyl)sulfonyl)-1,2,3,4-tetrahydroquinoline	454 (M+H) ⁺
25C		1-((4-fluoro-3-methoxyphenyl)sulfonyl)-7-((1,2,3,4-tetrahydronaphthalen-1-yl)oxy)-1,2,3,4-tetrahydroquinoline	468 (M+H) ⁺
25D		1-((4-fluoro-3-methoxyphenyl)sulfonyl)-7-(((<i>cis</i>)-2-methyl-2,3-dihydro-1H-inden-1-yl)oxy)-1,2,3,4-tetrahydroquinoline	468 (M+H) ⁺
25E		1-((4-fluoro-3-methoxyphenyl)sulfonyl)-7-(((<i>trans</i>)-2-methyl-2,3-dihydro-1H-inden-1-yl)oxy)-1,2,3,4-tetrahydroquinoline	468 (M+H) ⁺

- 178 -

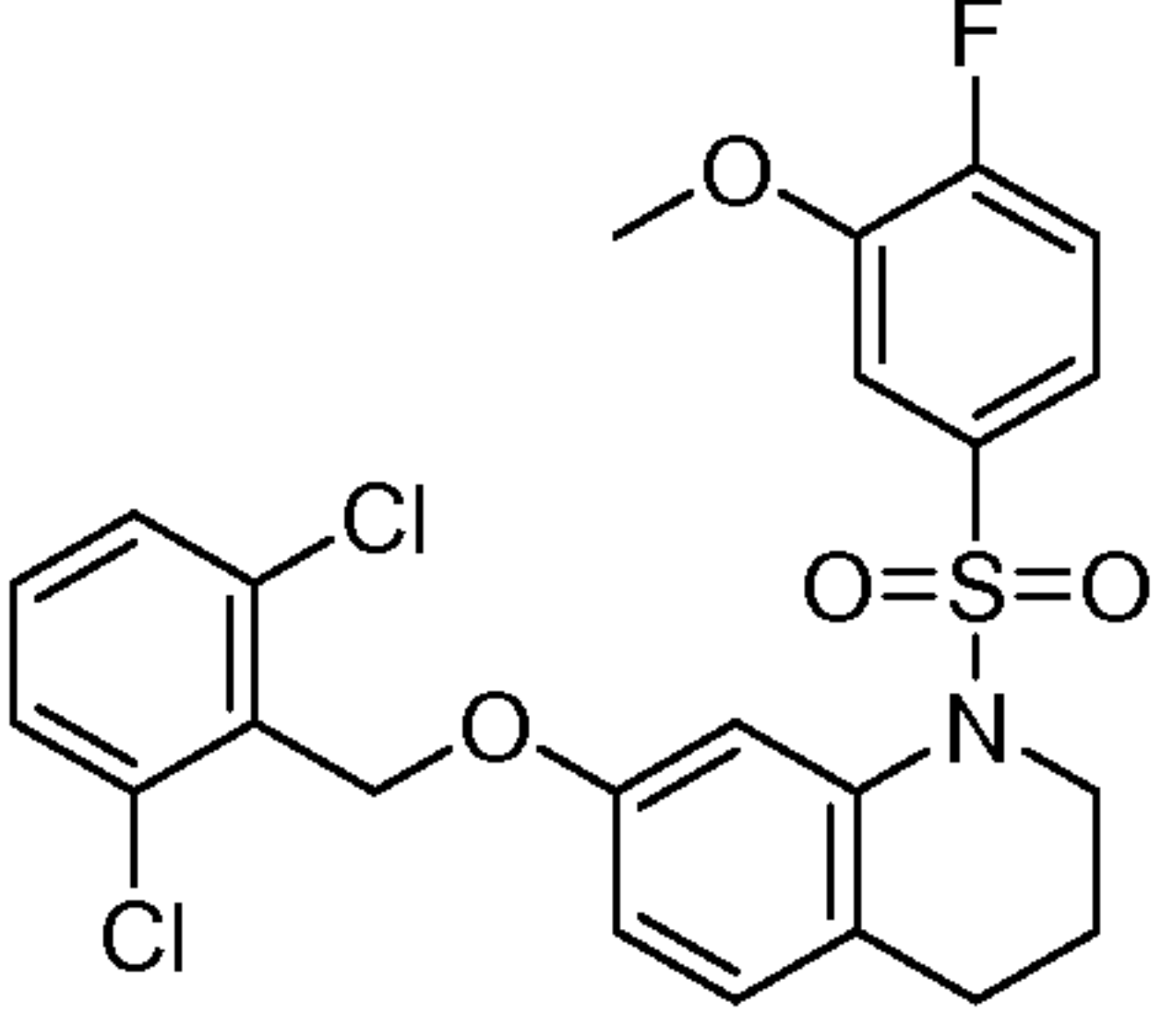
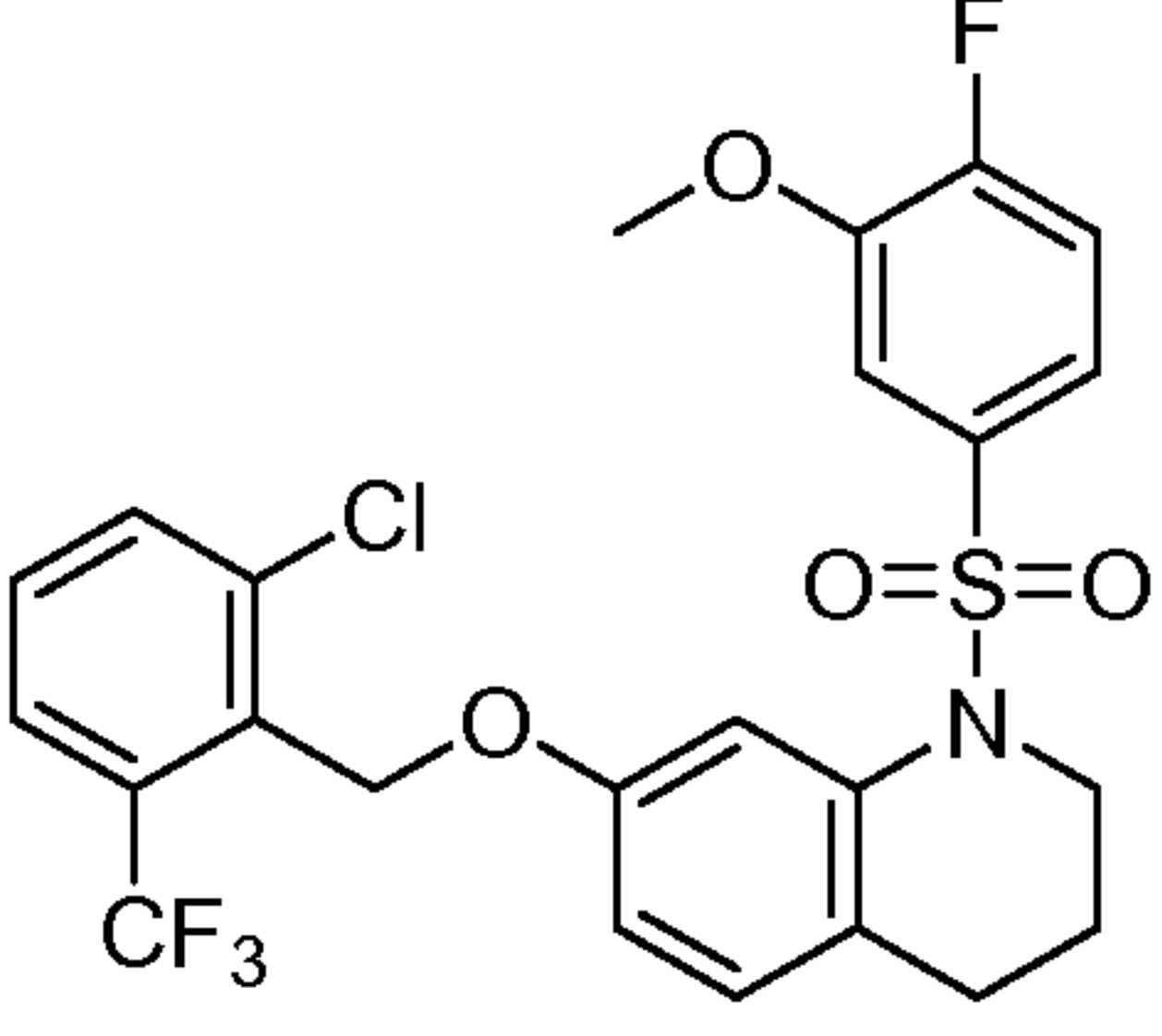
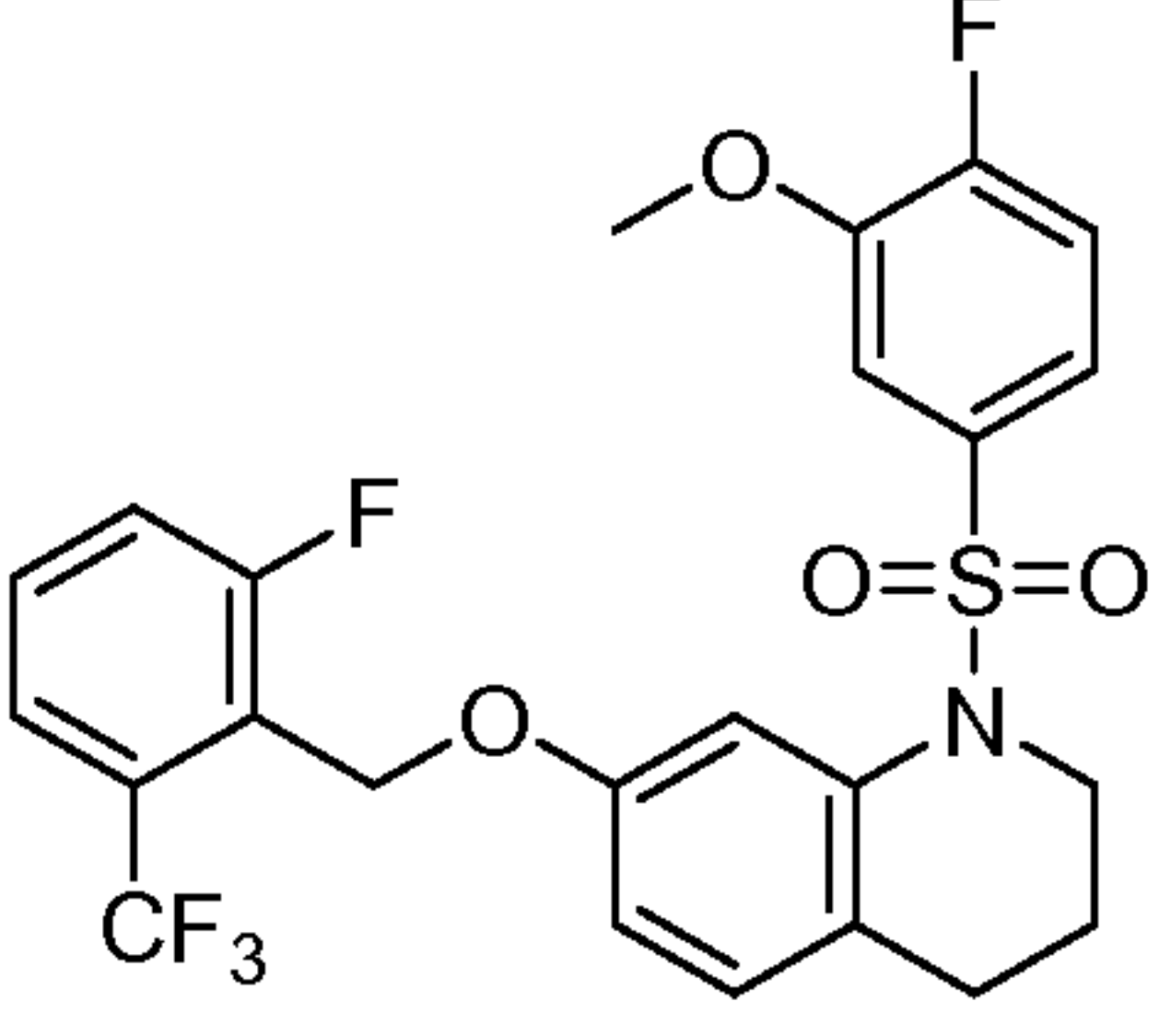
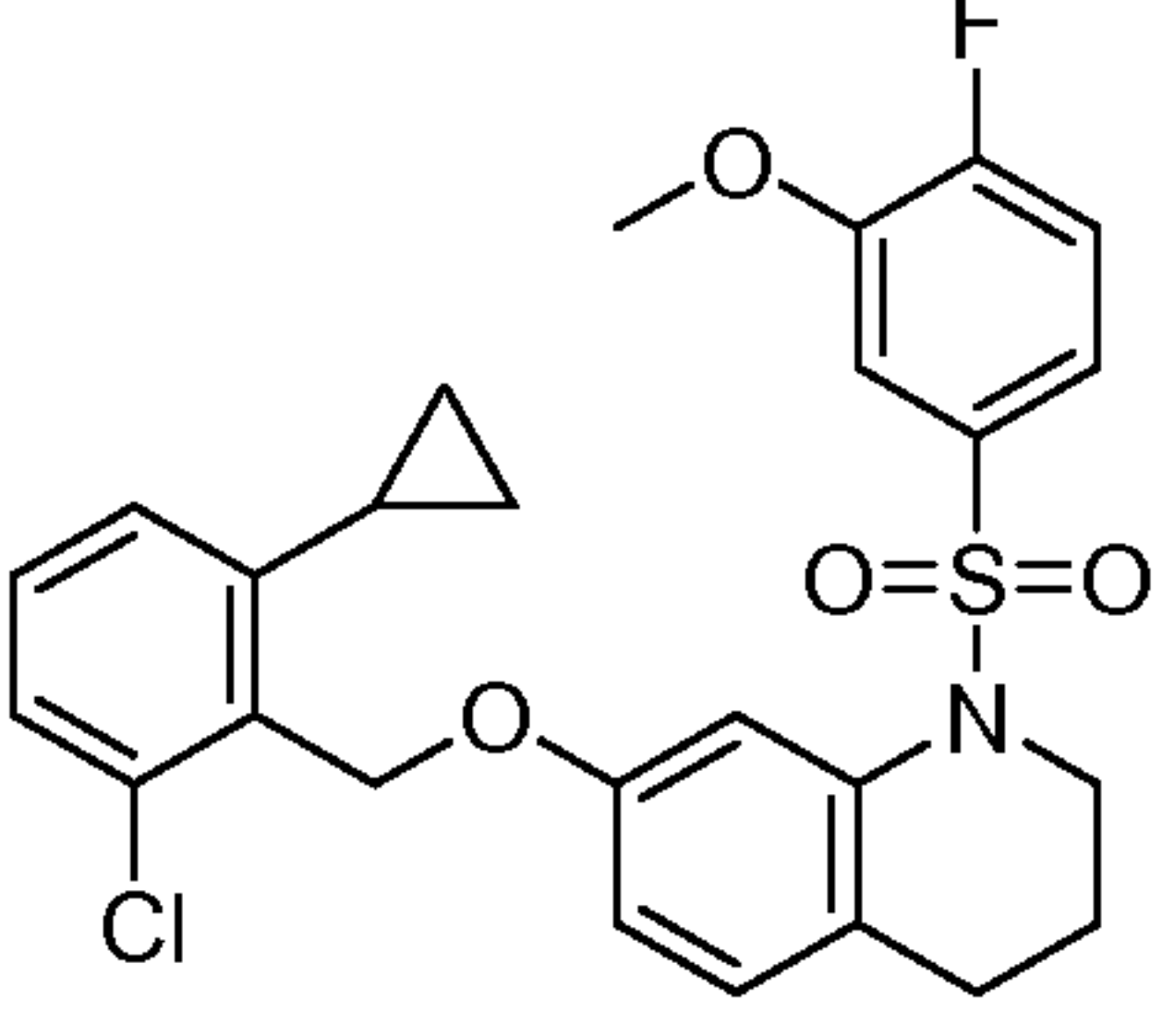
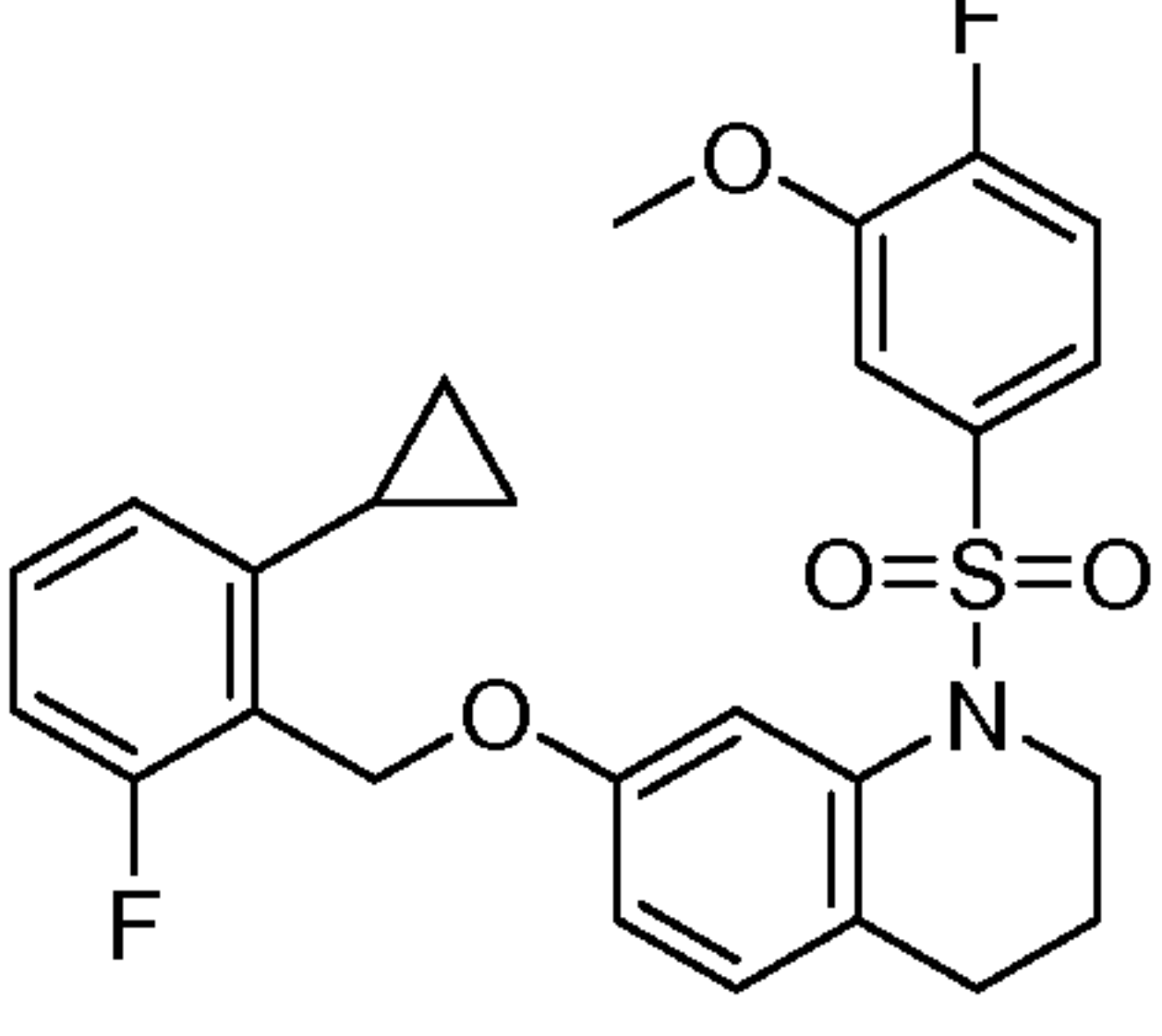
No.	Structure	Name	Observed m/z
25F		7-((2,6-dichlorobenzyl)oxy)-1-((3-(trifluoromethyl)phenyl)sulfonyl)-1,2,3,4-tetrahydroquinoline	516 (M+H) ⁺
25G		7-((2-fluoro-6-(trifluoromethyl)benzyl)oxy)-1-((3-(trifluoromethyl)phenyl)sulfonyl)-1,2,3,4-tetrahydroquinoline	534 (M+H) ⁺
25H		7-((2-cyclopropyl-6-fluorobenzyl)oxy)-1-((3-(trifluoromethyl)phenyl)sulfonyl)-1,2,3,4-tetrahydroquinoline	506 (M+H) ⁺
25I		7-((2-chloro-6-cyclopropylbenzyl)oxy)-1-((3-(trifluoromethyl)phenyl)sulfonyl)-1,2,3,4-tetrahydroquinoline	522 (M+H) ⁺

No.	Structure	Name	Observed m/z
25J		6-((2-chloro-6-fluorobenzyl)oxy)-1-((3-(trifluoromethyl)phenyl)sulfonyl)-1,2,3,4-tetrahydroquinoline	500 (M+H) ⁺

- 179 -

No.	Structure	Name	Observed m/z
25K		6-(benzyloxy)-1-((3-(trifluoromethyl)phenyl)sulfonyl)-1,2,3,4-tetrahydroquinoline	448 (M+H) ⁺
25L		6-(cyclohexyloxy)-1-((3-(trifluoromethyl)phenyl)sulfonyl)-1,2,3,4-tetrahydroquinoline	440 (M+H) ⁺
25M		6-(cyclohexylmethoxy)-1-((3-(trifluoromethyl)phenyl)sulfonyl)-1,2,3,4-tetrahydroquinoline	454 (M+H) ⁺
25N		6-phenethoxy-1-((3-(trifluoromethyl)phenyl)sulfonyl)-1,2,3,4-tetrahydroquinoline	462 (M+H) ⁺
25O		6-((2-chloro-6-fluorobenzyl)oxy)-1-((4-fluoro-3-methoxyphenyl)sulfonyl)-1,2,3,4-tetrahydroquinoline	480 (M+H) ⁺

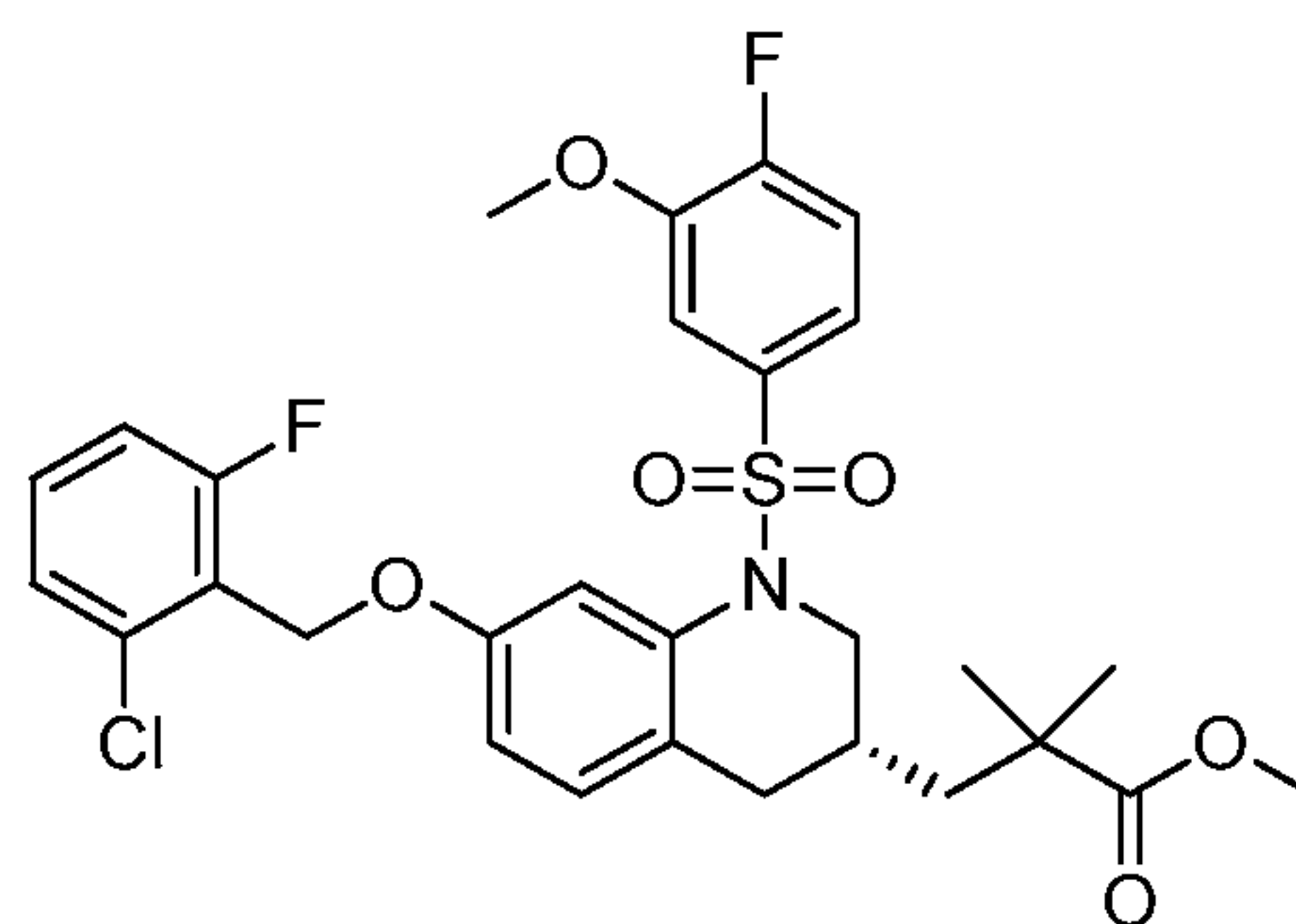
- 180 -

No.	Structure	Name	Observed m/z
25P		7-((2,6-dichlorobenzyl)oxy)-1-((4-fluoro-3-methoxyphenyl)sulfonyl)-1,2,3,4-tetrahydroquinoline	496 (M+H) ⁺
25Q		7-((2-chloro-6-(trifluoromethyl)benzyl)oxy)-1-((4-fluoro-3-methoxyphenyl)sulfonyl)-1,2,3,4-tetrahydroquinoline	530 (M+H) ⁺
25R		1-((4-fluoro-3-methoxyphenyl)sulfonyl)-7-((2-fluoro-6-(trifluoromethyl)benzyl)oxy)-1,2,3,4-tetrahydroquinoline	514 (M+H) ⁺
25S		7-((2-chloro-6-cyclopropylbenzyl)oxy)-1-((4-fluoro-3-methoxyphenyl)sulfonyl)-1,2,3,4-tetrahydroquinoline	502 (M+H) ⁺
25T		7-((2-cyclopropyl-6-fluorobenzyl)oxy)-1-((4-fluoro-3-methoxyphenyl)sulfonyl)-1,2,3,4-tetrahydroquinoline	486 (M+H) ⁺

- 181 -

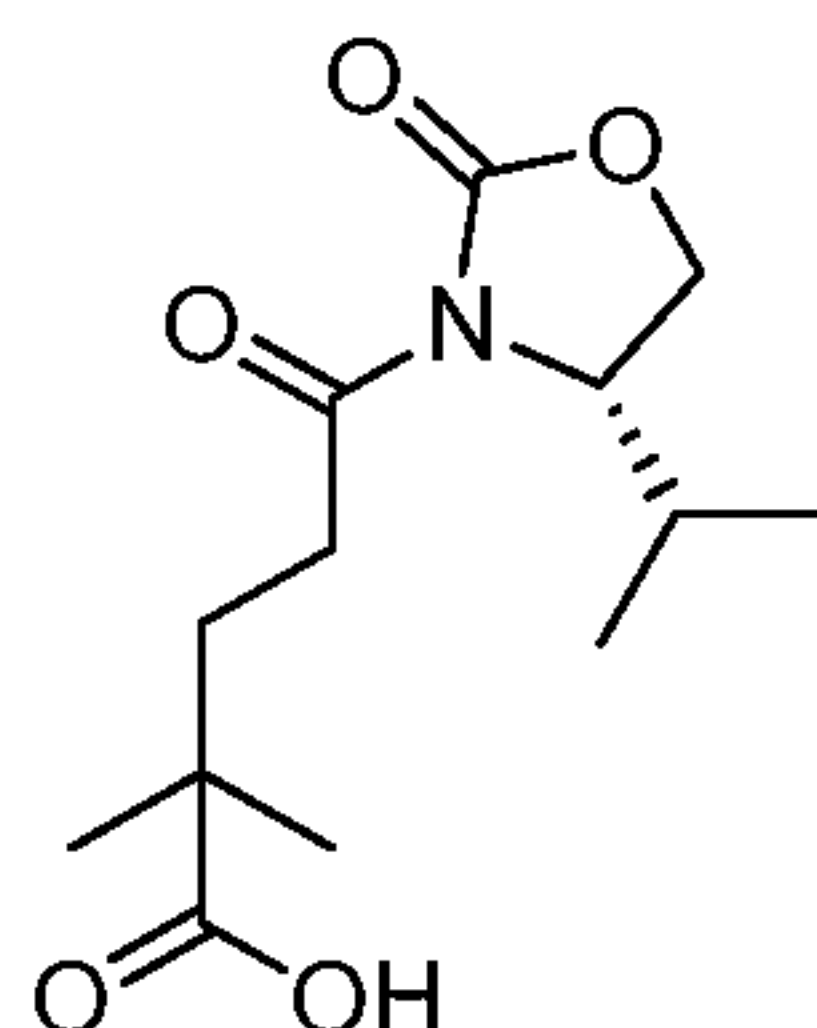
No.	Structure	Name	Observed m/z
25U		(<i>R</i>)-6-((2,3-dihydro-1 <i>H</i> -inden-1-yl)oxy)-1-((3-(trifluoromethyl)phenyl)sulfonyl)-1,2,3,4-tetrahydroquinoline	474 (M+H) ⁺
25V		(<i>S</i>)-6-((2,3-dihydro-1 <i>H</i> -inden-1-yl)oxy)-1-((3-(trifluoromethyl)phenyl)sulfonyl)-1,2,3,4-tetrahydroquinoline	474 (M+H) ⁺
25W		7-((2-chloro-6-methylbenzyl)oxy)-1-((4-fluoro-3-methoxyphenyl)sulfonyl)-1,2,3,4-tetrahydroquinoline	476 (M+H) ⁺

EXAMPLE 26 – Synthesis of (*S*)-Methyl 3-(7-((2-chloro-6-fluorobenzyl)oxy)-1-((4-fluoro-3-methoxyphenyl)sulfonyl)-1,2,3,4-tetrahydroquinolin-3-yl)-2,2-dimethylpropanoate



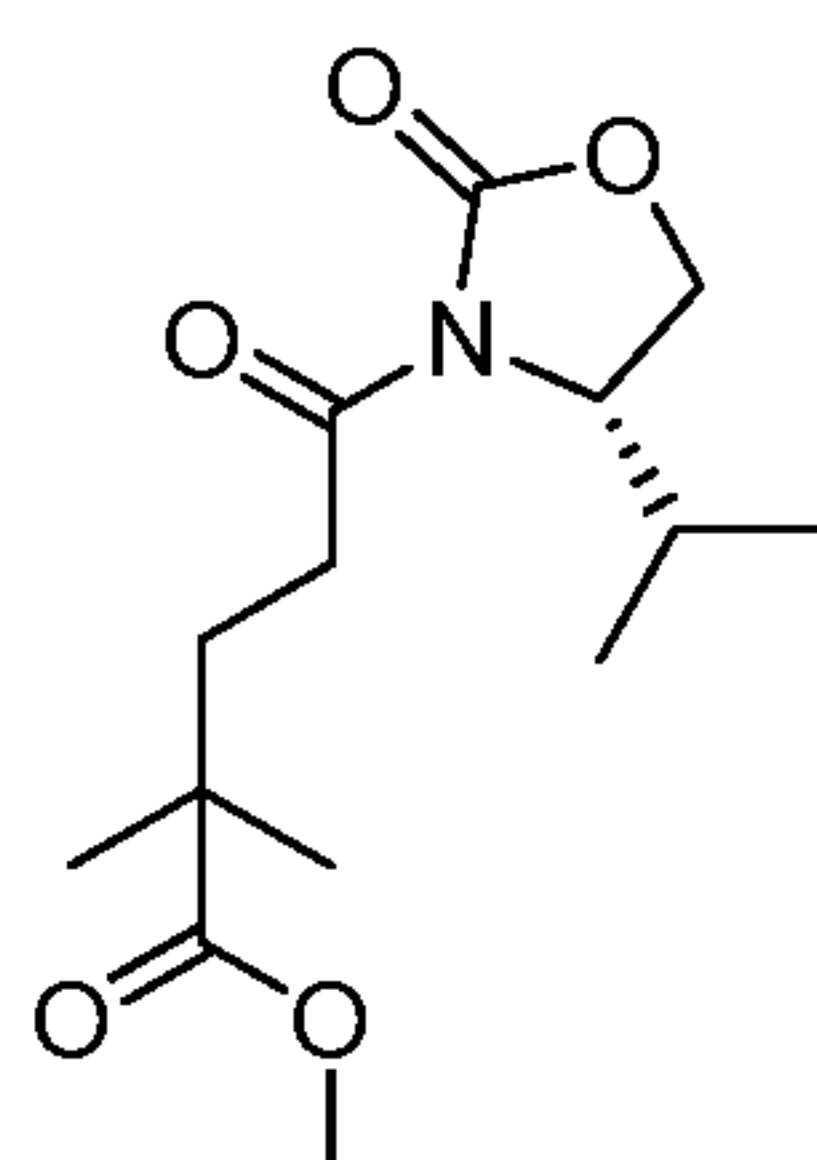
- 182 -

Part I – Synthesis of 2,2-Dimethyl-5-oxo-5-[(4*S*)-2-oxo-4-(propan-2-yl)-1,3-oxazolidin-3-yl]pentanoic acid



[000390] To a mixture of (4*S*)-4-(propan-2-yl)-1,3-oxazolidin-2-one (5 g, 38.7 mmol) and
 5 lithium chloride (1.79 g, 42.6 mmol) in tetrahydrofuran (15 mL) was added triethylamine (6.97
 mL, 50.1 mmol) dropwise. To this mixture was added 3,3-dimethyloxane-2,6-dione (5.78 g,
 40.66 mmol) in portions. The resulting solution was stirred for two hours at room temperature,
 and then the reaction was quenched by the addition of brine (15 mL) to the reaction solution.
 The pH value of the solution was adjusted to pH 1 by adding hydrogen chloride (1 mol/L).
 10 Next, the resulting solution was extracted three times dichloromethane, organic layers were
 combined, and then concentrated to afford 2,2-dimethyl-5-oxo-5-[(4*S*)-2-oxo-4-(propan-2-yl)-
 1,3-oxazolidin-3-yl]pentanoic acid (11.32 g) as a colorless oil which was used without any
 further purification.

Part II – Synthesis of 2,2-Dimethyl-5-oxo-5-[(4*S*)-2-oxo-4-(propan-2-yl)-1,3-oxazolidin-3-yl]pentanoate

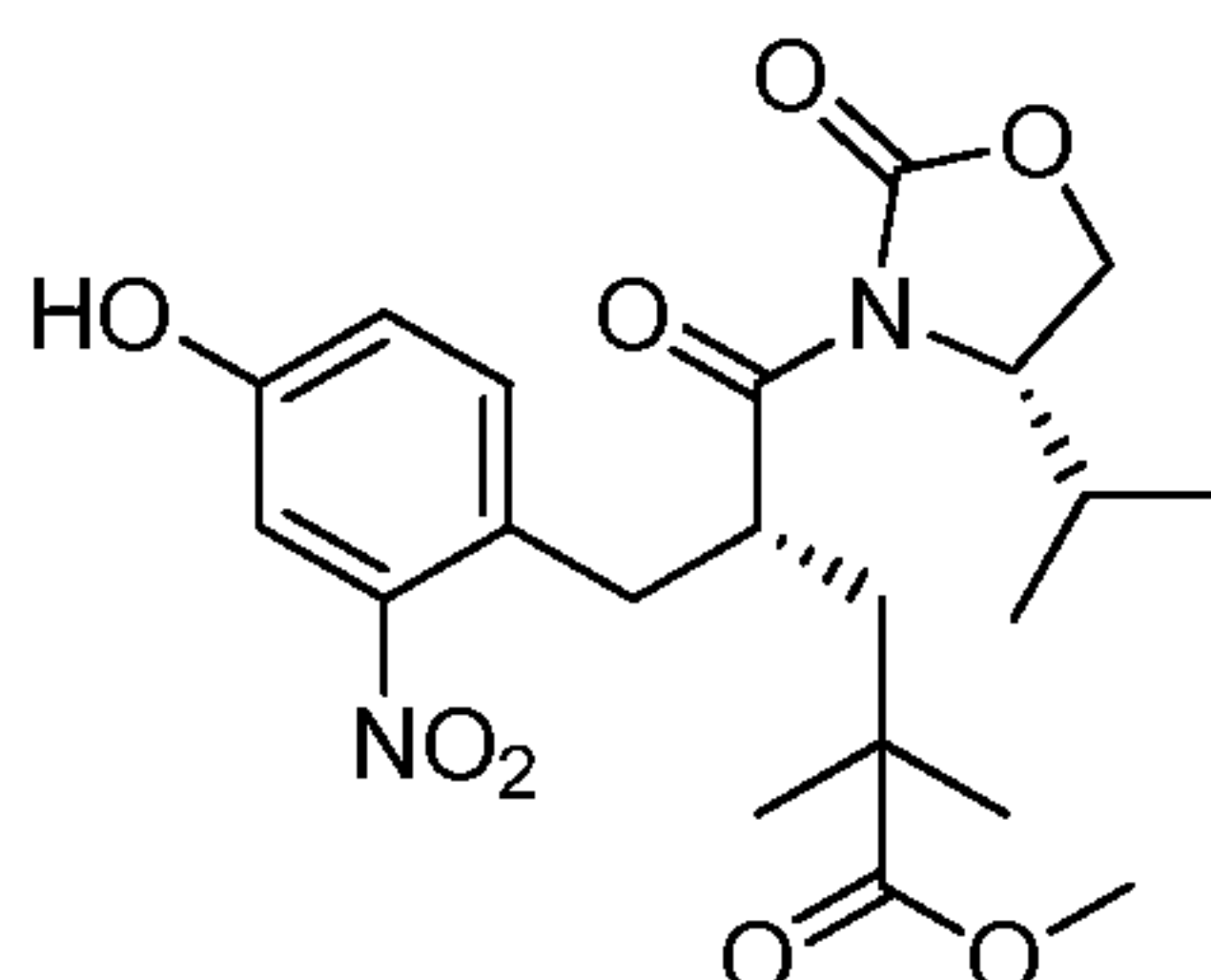


[000391] To a solution of 2,2-dimethyl-5-oxo-5-[(4*S*)-2-oxo-4-(propan-2-yl)-1,3-
 oxazolidin-3-yl]pentanoic acid (11.29 g, 41.61 mmol) in acetonitrile (78.7 mL) and methanol
 (7.9 mL) was added 2M solution of trimethylsilyl diazomethane in hexanes (41.6 mL) dropwise
 20 with stirring at 0 °C. The resulting solution was stirred for 2 h at 0 °C in an ice bath, and then
 the reaction solution was concentrated to provide a residue. The residue was purified using
 MPLC eluting with ethyl acetate/petroleum ether (1:2) as eluent to yield methyl 2,2-dimethyl-

- 183 -

5-oxo-5-[(4*S*)-2-oxo-4-(propan-2-yl)-1,3-oxazolidin-3-yl]pentanoate (2.27 g, 19%) as a light yellow oil.

Part III – Synthesis of (4*S*)-4-[(4-Hydroxy-2-nitrophenyl)methyl]-2,2-dimethyl-5-oxo-5-[(4*S*)-2-oxo-4-(propan-2-yl)-1,3-oxazolidin-3-yl]pentanoate



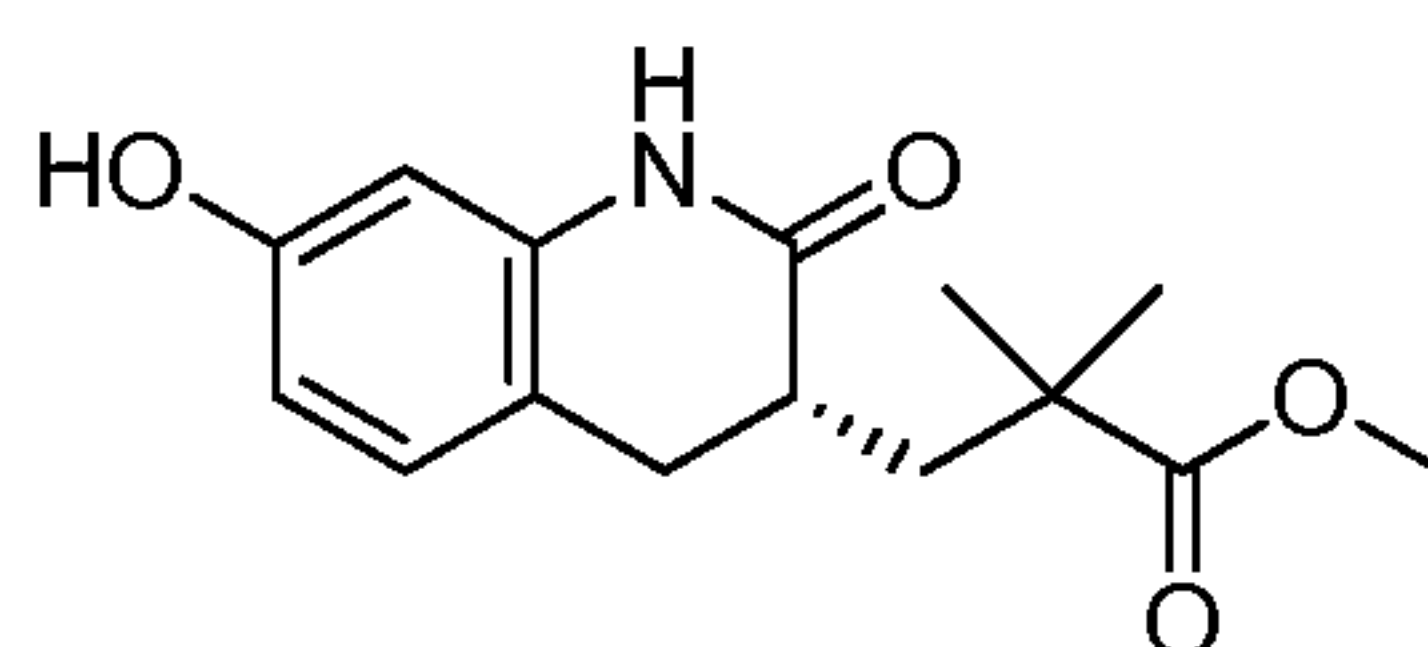
5

[000392] To a solution of methyl 2,2-dimethyl-5-oxo-5-[(4*S*)-2-oxo-4-(propan-2-yl)-1,3-oxazolidin-3-yl]pentanoate (2.27 g, 7.96 mmol) in anhydrous tetrahydrofuran (22.8 mL) was added a 1M solution of LiHMDS in THF (8.9 mL) at $-78\text{ }^{\circ}\text{C}$, and the reaction mixture stirred for 10 minutes. To this was added a solution of 4-(bromomethyl)-3-nitrophenyl acetate (2.18 g, 7.95 mmol) in tetrahydrofuran (11.4 mL) dropwise with stirring. The resulting solution was stirred overnight at room temperature, and then the reaction was quenched by the addition of saturated ammonium chloride (100 mL) to the reaction mixture. The resulting solution was extracted three times with dichloromethane, organic layers were combined, then concentrated to provide a residue. The residue was purified using MPLC eluting with ethyl acetate/petroleum ether (1:1) to afford methyl (4*S*)-4-[(4-hydroxy-2-nitrophenyl)methyl]-2,2-dimethyl-5-oxo-5-[(4*S*)-2-oxo-4-(propan-2-yl)-1,3-oxazolidin-3-yl]pentanoate (1.84 g, 53%) as a yellow oil.

10

15

Part IV – Synthesis of (S)-Methyl 3-(7-hydroxy-2-oxo-1,2,3,4-tetrahydroquinolin-3-yl)-2,2-dimethylpropanoate



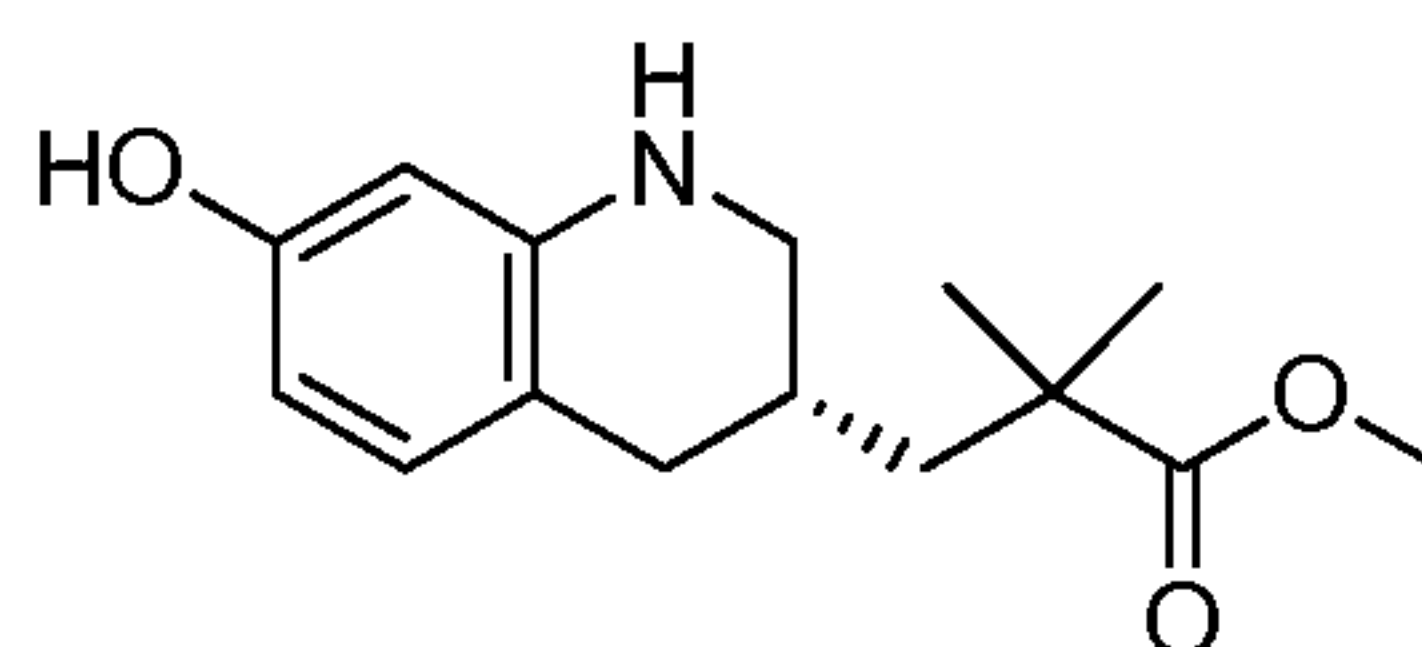
20

[000393] A mixture of methyl (4*S*)-4-[(4-hydroxy-2-nitrophenyl)methyl]-2,2-dimethyl-5-oxo-5-[(4*S*)-2-oxo-4-(propan-2-yl)-1,3-oxazolidin-3-yl]pentanoate (1.84 g, 4.22 mmol), acetic acid (17.1 mL) and zinc (4 g, 50.6 mmol) was stirred for thirty minutes at $70\text{ }^{\circ}\text{C}$ where the reaction vessel was placed in an oil bath. Next, the reaction was quenched by the addition of

- 184 -

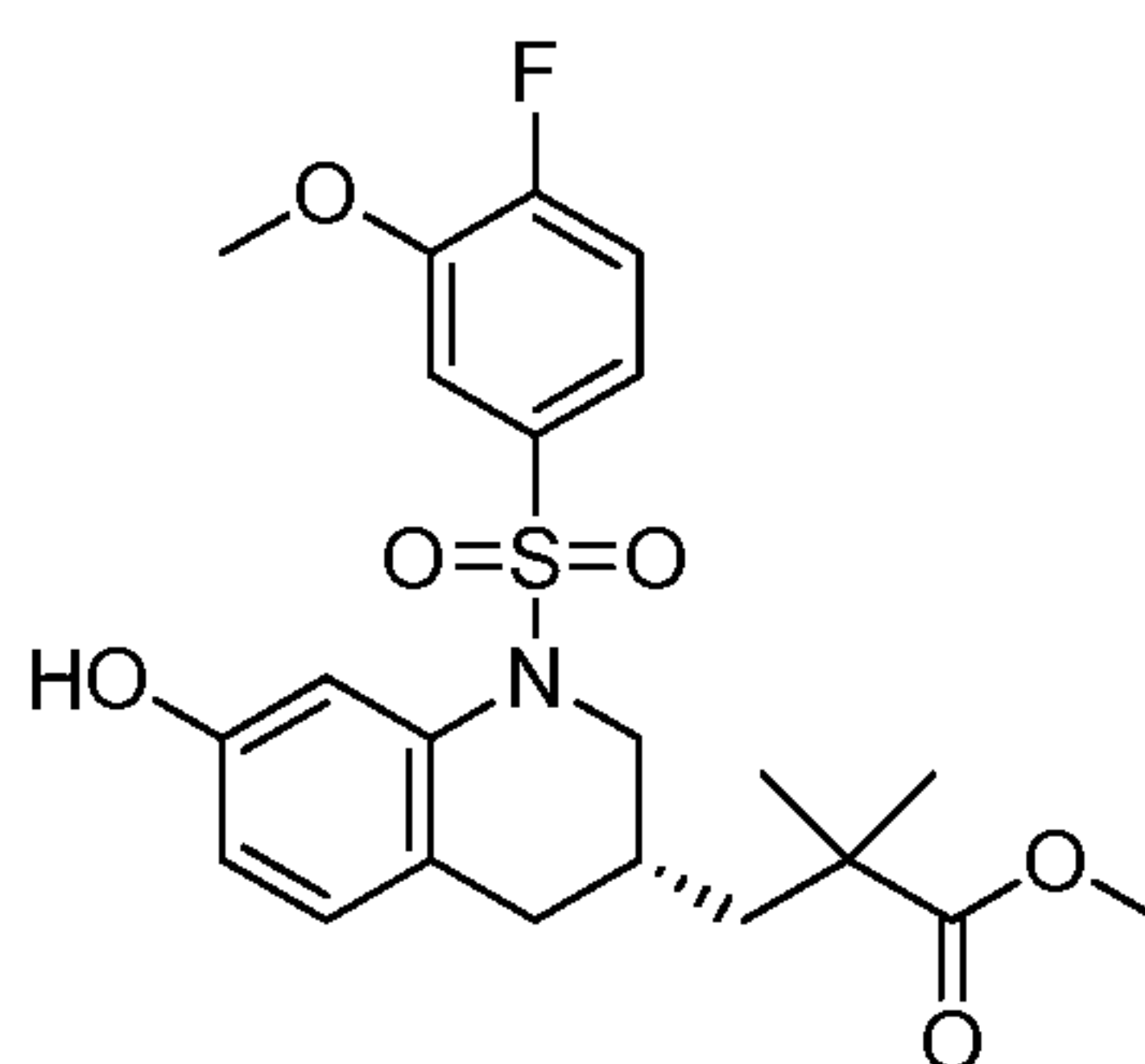
saturated sodium bicarbonate (100 mL) to the reaction mixture. The resulting mixture was extracted three times with dichloromethane, the organic layers were combined, then concentrated to provide a residue. The residue was purified via MPLC eluting with a gradient of 2:1 to 1:2 of petroleum ether to ethyl acetate to afford (*S*)-methyl 3-(7-hydroxy-2-oxo-1,2,3,4-tetrahydroquinolin-3-yl)-2,2-dimethylpropanoate (1.27g) as a yellow oil.

Part V – Synthesis of (*S*)-Methyl 3-(7-hydroxy-1,2,3,4-tetrahydroquinolin-3-yl)-2,2-dimethylpropanoate



[000394] To a solution of (*S*)-methyl 3-(7-hydroxy-2-oxo-1,2,3,4-tetrahydroquinolin-3-yl)-2,2-dimethylpropanoate (1.25 g, 4.51 mmol) in tetrahydrofuran (30 mL) was added a 1M solution of borane in THF (20.1 mL) dropwise with stirring at 0 °C. The resulting solution was stirred for four hours at room temperature. Then, the reaction was quenched by adding water (100 mL) to the reaction mixture. The resulting mixture was extracted three times with dichloromethane. The organic layers were combined, then concentrated to provide a residue. The residue was purified using MPLC eluting with a gradient of petroleum ether:ethyl acetate of 4:1 to 1:1 to afford (*S*)-methyl 3-(7-hydroxy-1,2,3,4-tetrahydroquinolin-3-yl)-2,2-dimethylpropanoate (640 mg, 54%) as a yellow oil.

Part VI – Synthesis of (*S*)-Methyl 3-(1-((4-fluoro-3-methoxyphenyl)sulfonyl)-7-hydroxy-1,2,3,4-tetrahydroquinolin-3-yl)-2,2-dimethylpropanoate



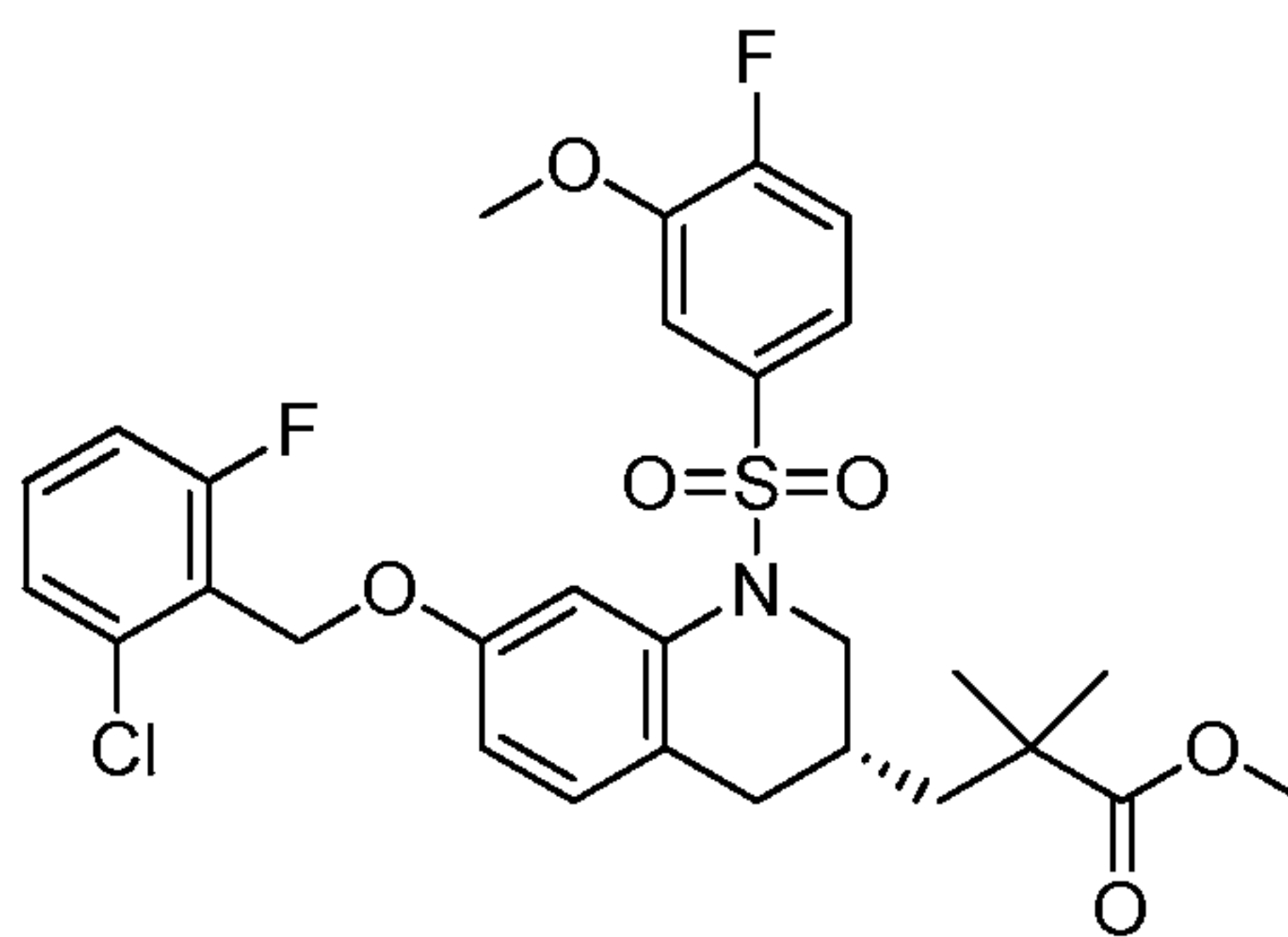
20

[000395] A solution (*S*)-methyl 3-(7-hydroxy-1,2,3,4-tetrahydroquinolin-3-yl)-2,2-dimethylpropanoate (189 mg, 0.72 mmol), pyridine (0.45 mL, 5.59 mmol), 4-fluoro-3-

- 185 -

methoxybenzene-1-sulfonyl chloride (171.4 mg, 0.76 mmol) in dichloromethane (0.11 mL) was stirred for one hour at room temperature and then concentrated to provide a residue. The residue was purified by MPLC eluting with a gradient of 4:1 to 1:1 petroleum ether:ethyl acetate to afford (*S*)-methyl 3-(1-((4-fluoro-3-methoxyphenyl)sulfonyl)-7-hydroxy-1,2,3,4-tetrahydroquinolin-3-yl)-2,2-dimethylpropanoate (302 mg, 93%) as a dark red solid.

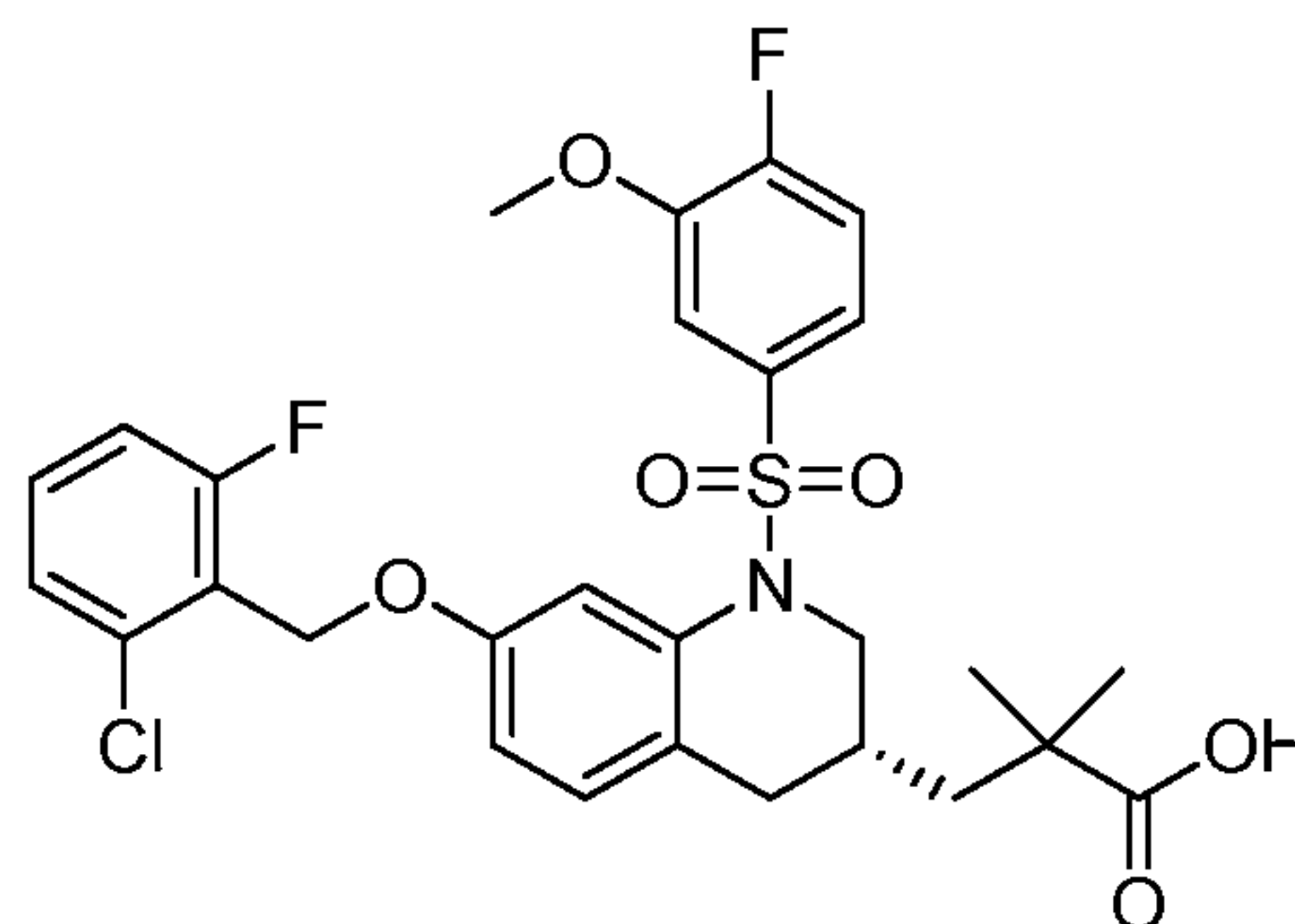
Part VII – Synthesis of (*S*)-Methyl 3-(7-((2-chloro-6-fluorobenzyl)oxy)-1-((4-fluoro-3-methoxyphenyl)sulfonyl)-1,2,3,4-tetrahydroquinolin-3-yl)-2,2-dimethylpropanoate



[000396] A mixture of (*S*)-methyl 3-(1-((4-fluoro-3-methoxyphenyl)sulfonyl)-7-hydroxy-1,2,3,4-tetrahydroquinolin-3-yl)-2,2-dimethylpropanoate (260 mg, 0.58 mmol), potassium carbonate (79.5 mg, 0.58 mmol), and 2-(bromomethyl)-1-chloro-3-fluorobenzene (0.080 mL, 0.58 mmol) in *N,N*-dimethylformamide (1.0 mL) was stirred overnight at room temperature. Then, the resulting solution was diluted with water. The resulting mixture was extracted three times dichloromethane, the organic layers were combined, then concentrated to provide a residue. The residue was purified by MPLC eluting with a gradient of 10:1 to 2:1 petroleum ether:ethyl acetate. The major component was further purified by preparative HPLC with water (containing 0.05% trifluoroacetic acid) and acetonitrile (58.0% to 88.0% in 8 minutes) to afford (*S*)-methyl 3-(7-((2-chloro-6-fluorobenzyl)oxy)-1-((4-fluoro-3-methoxyphenyl)sulfonyl)-1,2,3,4-tetrahydroquinolin-3-yl)-2,2-dimethylpropanoate (338 mg, 99%) as a yellow oil. ¹H-NMR (400 MHz, CDCl₃) δ 1.17 (s, 3H), 1.19 (s, 3H), 1.43-1.53 (m, 3H), 2.11 (dd, *J* = 10.8 Hz, 16.8 Hz, 1H), 2.50 (dd, *J* = 5.2 Hz, 16.4 Hz, 1H), 3.01 (dd, *J* = 10.8 Hz, 13.6 Hz, 1H), 3.72 (s, 3H), 3.74 (s, 3H), 4.19 (dd, *J* = 1.6 Hz, 13.2 Hz, 1H), 5.20 (d, *J* = 1.6 Hz, 2H), 6.78 (dd, *J* = 2.4 Hz, 8.4 Hz, 1H), 6.92 (d, *J* = 8.4 Hz, 1H), 7.06-7.15 (m, 3H), 7.23-7.26 (m, 1H), 7.28-7.36 (m, 2H), 7.62 (d, *J* = 2.4 Hz, 1H). (ES, *m/z*): (M+H)⁺ 594.

- 186 -

EXAMPLE 27 – Synthesis of (*S*)-3-(7-((2-Chloro-6-fluorobenzyl)oxy)-1-((4-fluoro-3-methoxyphenyl)sulfonyl)-1,2,3,4-tetrahydroquinolin-3-yl)-2,2-dimethylpropanoic acid

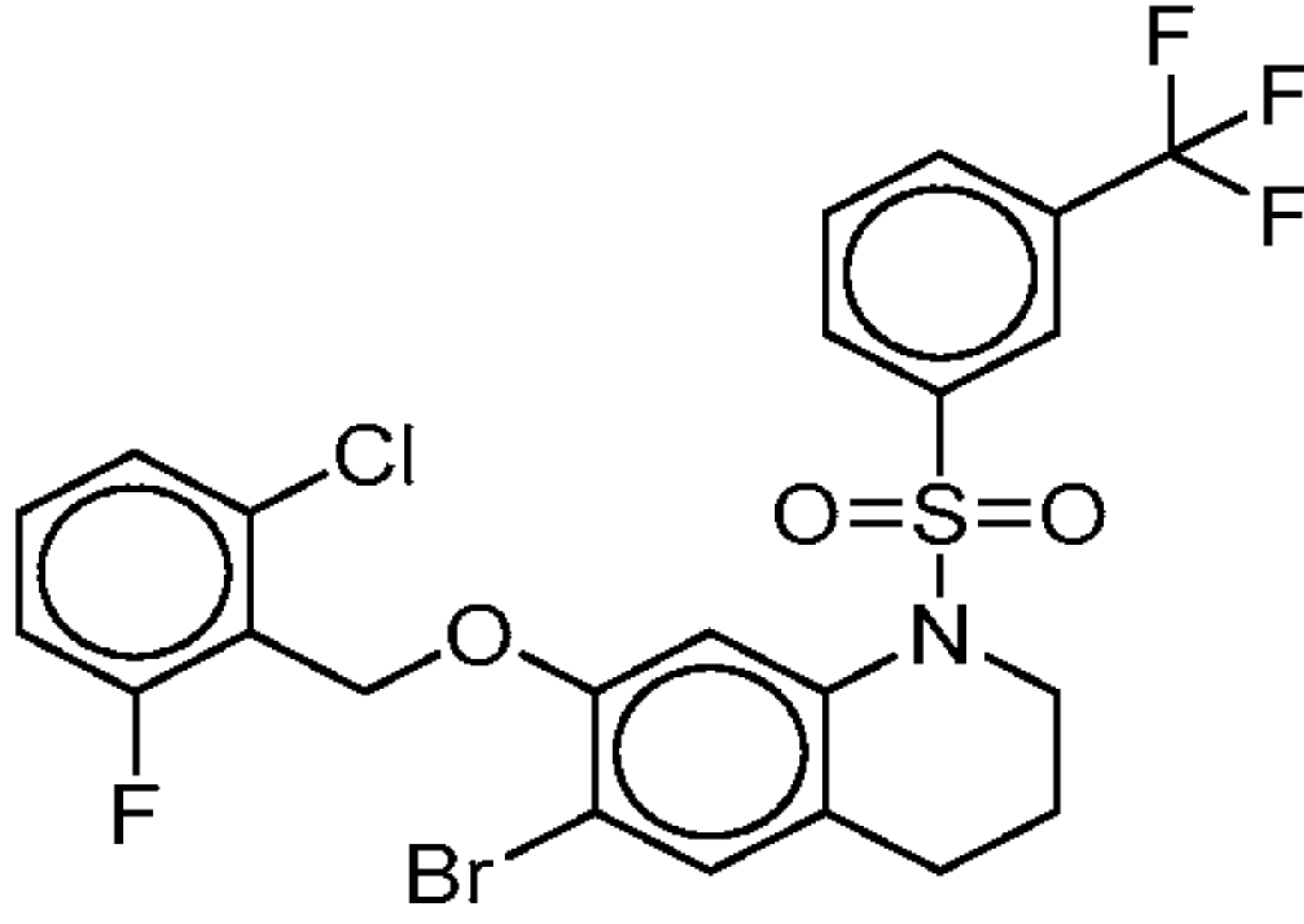
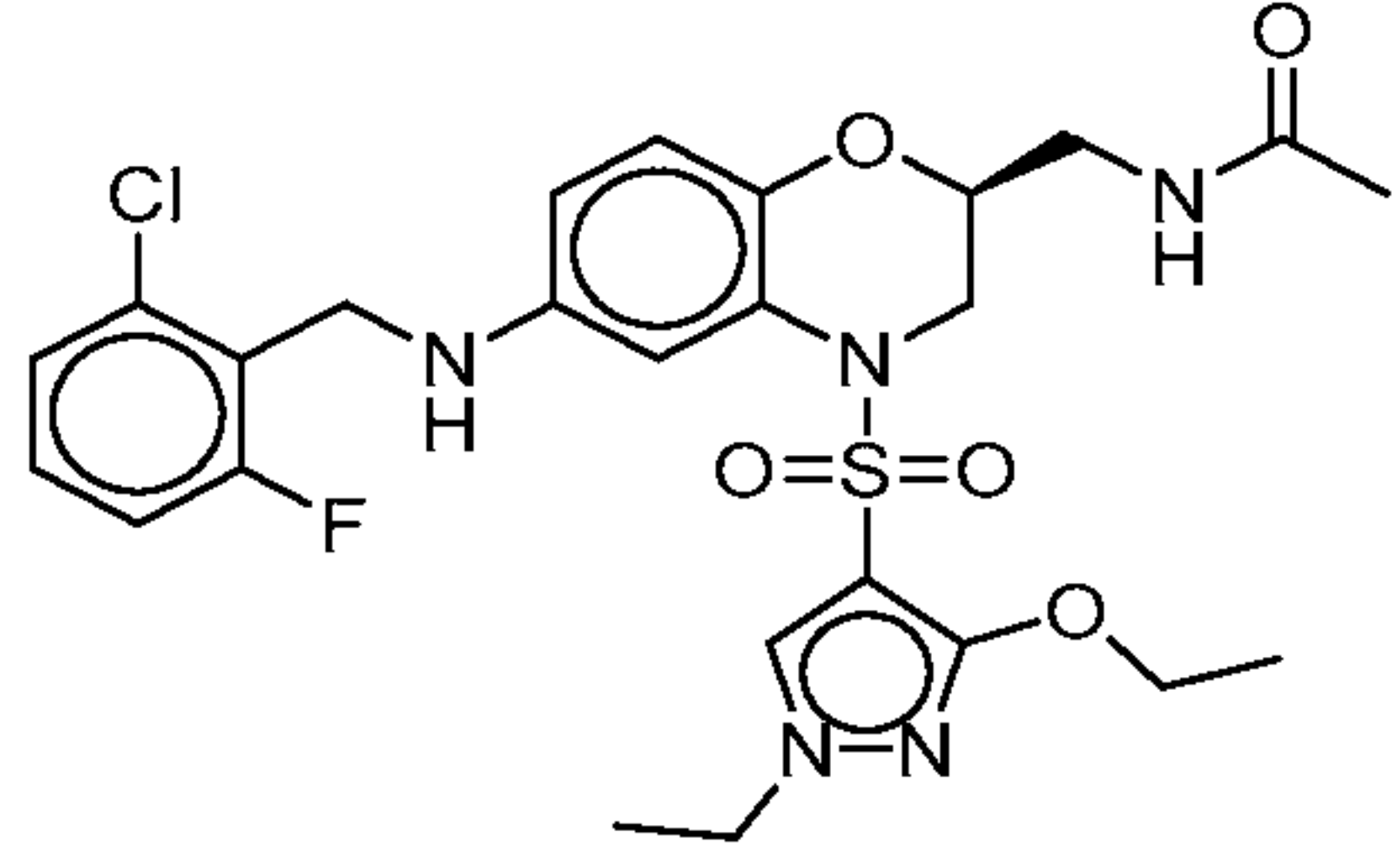
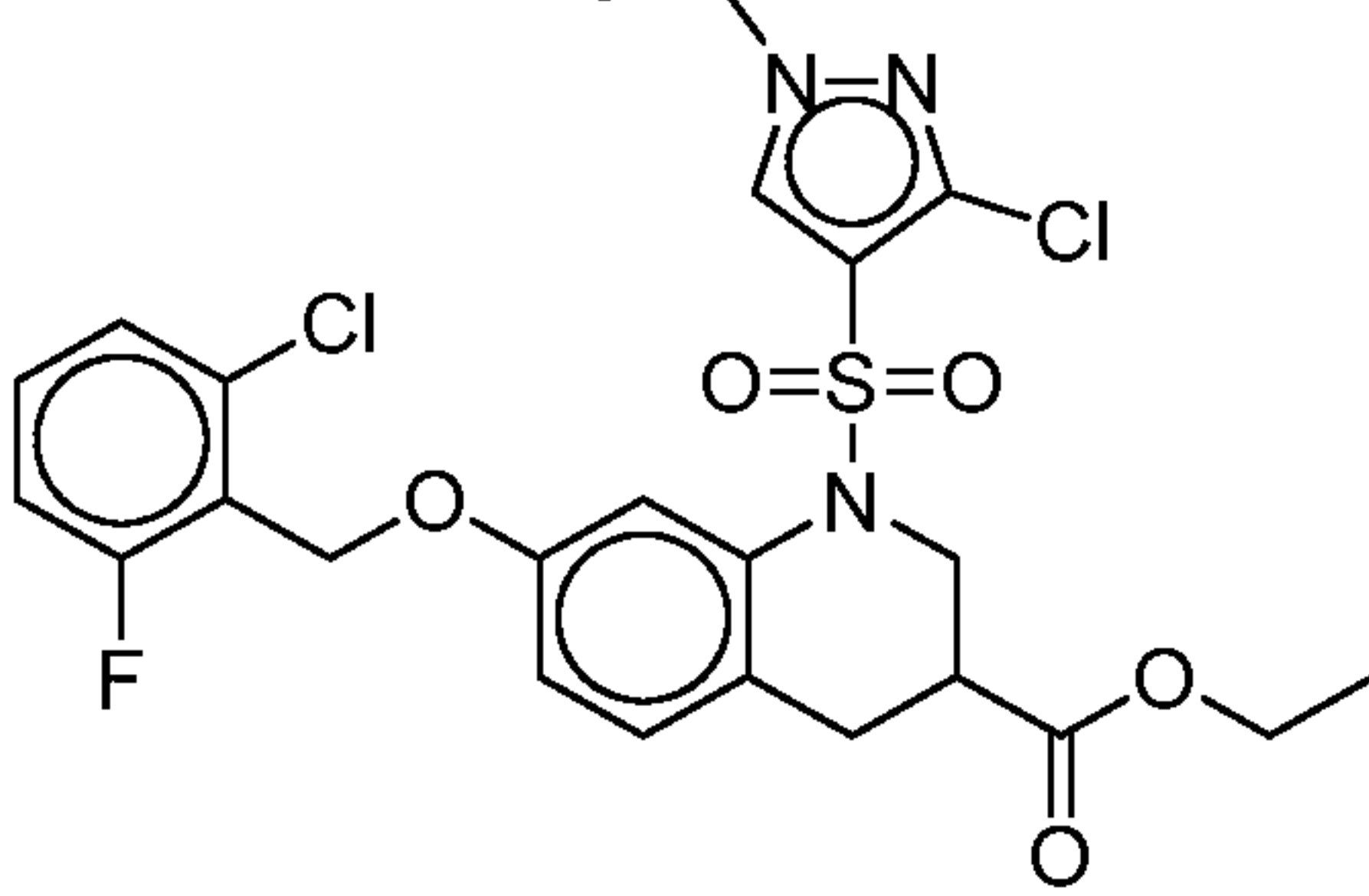
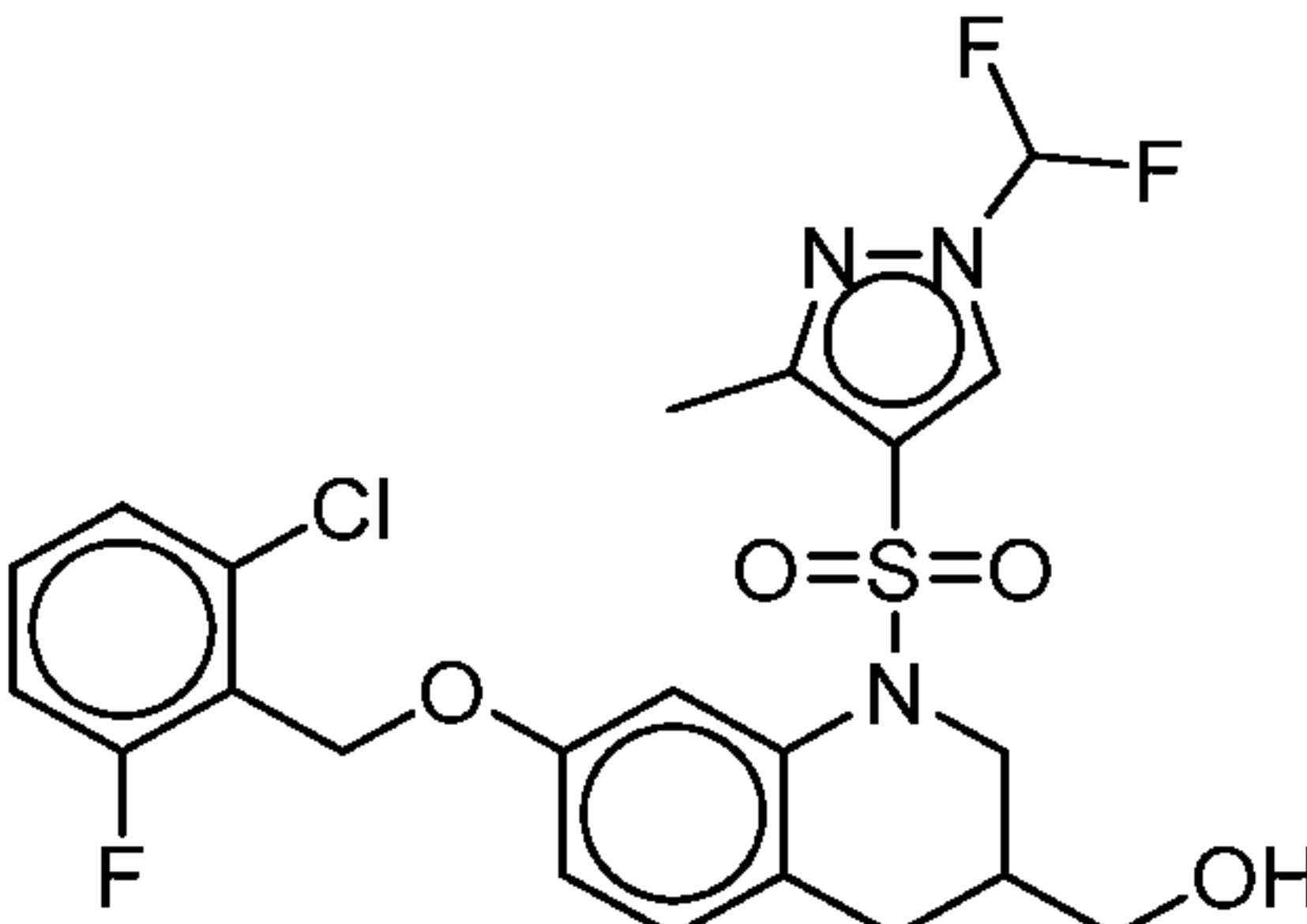


[000397] A mixture of (*S*)-methyl 3-(7-((2-chloro-6-fluorobenzyl)oxy)-1-((4-fluoro-3-methoxyphenyl)sulfonyl)-1,2,3,4-tetrahydroquinolin-3-yl)-2,2-dimethylpropanoate (200 mg, 0.34 mmol), dioxane (1.5 mL), methanol (0.8 mL), water (0.8 mL), and lithium hydroxide monohydrate (282 mg, 6.73 mmol) was stirred for four hours at 50 °C. The pH value of the solution was adjusted to pH 6 with hydrogen chloride (1 mol/L). The resulting solution was extracted three times with dichloromethane, the organic layers were combined, then

10 concentrated to provide a crude product that was purified by Prep-HPLC eluting with a gradient of water (containing 0.05%TFA) and acetonitrile (55.0% to 80.0% in 8 minutes) to afford (*S*)-3-(7-((2-chloro-6-fluorobenzyl)oxy)-1-((4-fluoro-3-methoxyphenyl)sulfonyl)-1,2,3,4-tetrahydroquinolin-3-yl)-2,2-dimethylpropanoic acid (85.5 mg, 44%) as a white solid. ¹H-NMR (400 MHz, CD₃OD) δ 1.15 (s, 3H), 1.18 (s, 3H), 1.41-1.57 (m, 3H), 2.22-2.10 (m, 1H),

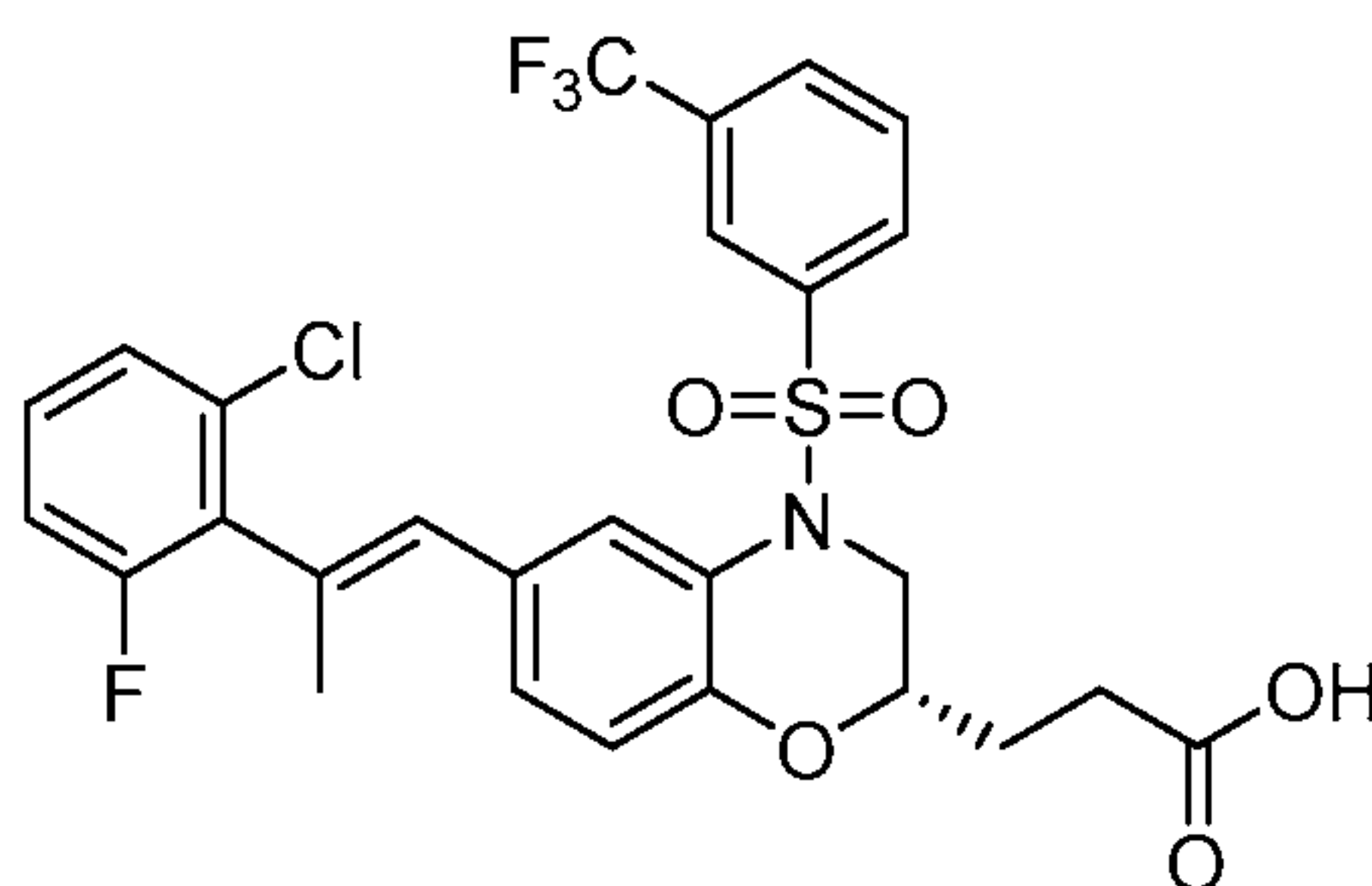
15 2.59-2.51 (m, 1H), 3.03 (dd, *J* = 10.8 Hz, 13.8 Hz), 3.69 (s, 3H), 4.31 (dd, *J* = 2.1 Hz, 13.8 Hz, 1H), 5.22 (d, *J* = 1.8 Hz, 2H), 6.84 (dd, *J* = 2.7 Hz, 8.4 Hz, 1H), 6.99 (d, *J* = 8.4 Hz, 1H), 7.04 (dd, *J* = 1.8 Hz, 7.8 Hz, 1H), 7.15-7.45 (m, 5H), 7.53 (s, 1H). (ES, *m/z*): (M+H)⁺ 580.

- 188 -

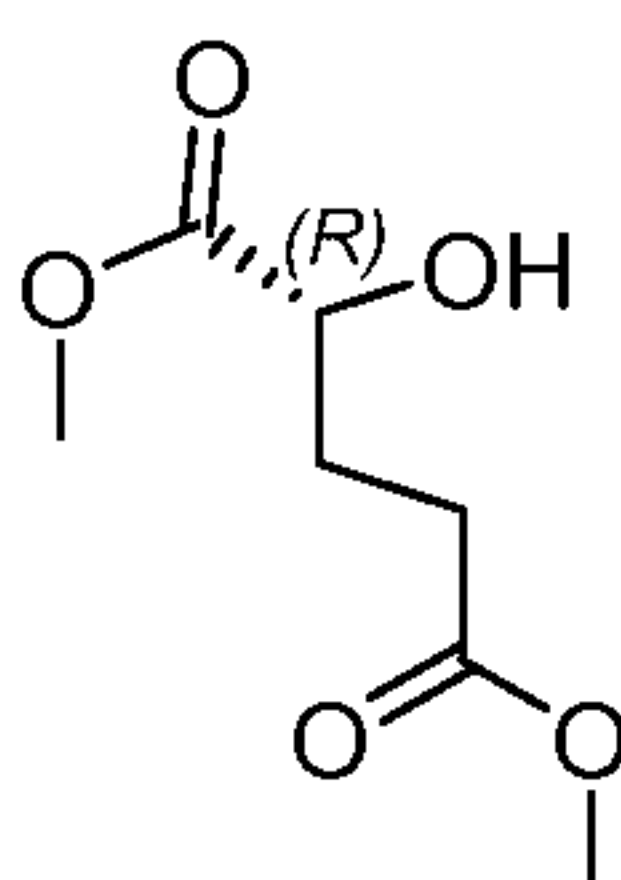
No.	Chemical Structure
28F	 <chem>BrC1=CC=C(C=C1N2CCCCC2)COC3=CC=C(C=C3)C(F)=CClC4=CC=C(C=C4)S(=O)(=O)C5=CC=C(C=C5)C(F)(F)F</chem>
28G	 <chem>CCOC1=CN=C(C=C1)S(=O)(=O)N2CCCCC2COC3=CC=C(C=C3)C(F)=CClC4=CC=C(C=C4)NC5=CC=C(C=C5)C(F)=CCl</chem>
28H	 <chem>CCOC(=O)C1CCN(C1)S(=O)(=O)C2=CC=C(C=C2)COC3=CC=C(C=C3)C(F)=CClC4=CC=C(C=C4)N5=CC=C(C=C5)Cl</chem>
28I	 <chem>OC1CCN(C1)S(=O)(=O)C2=CC=C(C=C2)COC3=CC=C(C=C3)C(F)=CClC4=CC=C(C=C4)N5=CC=C(C=C5)C(F)F</chem>

- 189 -

EXAMPLE 29 – Synthesis of (*S,E*)-3-(6-(2-(2-Chloro-6-fluorophenyl)prop-1-en-1-yl)-4-((3-(trifluoromethyl)phenyl)sulfonyl)-3,4-dihydro-2*H*-benzo[*b*][1,4]oxazin-2-yl)propanoic acid

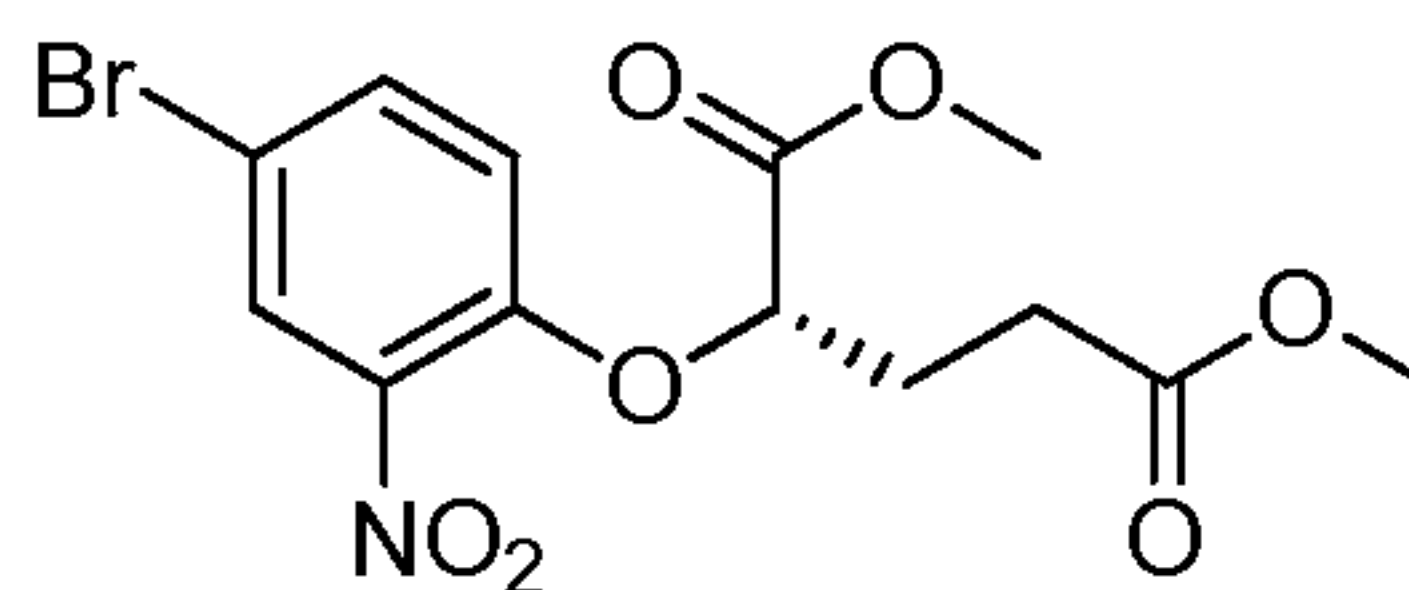


5 Part I – Synthesis of Dimethyl (*R*)-2-hydroxypentanedioate



[000399] To a mixture of (*2R*)-5-oxotetrahydro-2-furancarboxylic acid (25 g, 192 mmol) in methanol (300 mL) was added concentrated hydrogen chloride (0.5 mL) and the mixture was refluxed overnight. Cooled to ambient temperature, added solid sodium bicarbonate and
 10 slurried for 20 minutes. The mixture was filtered and concentrated to obtain dimethyl (*R*)-2-hydroxypentanedioate (34.7 g, 100%).

Part II – Synthesis of Dimethyl (*S*)-2-(4-bromo-2-nitrophenoxy)pentanedioate

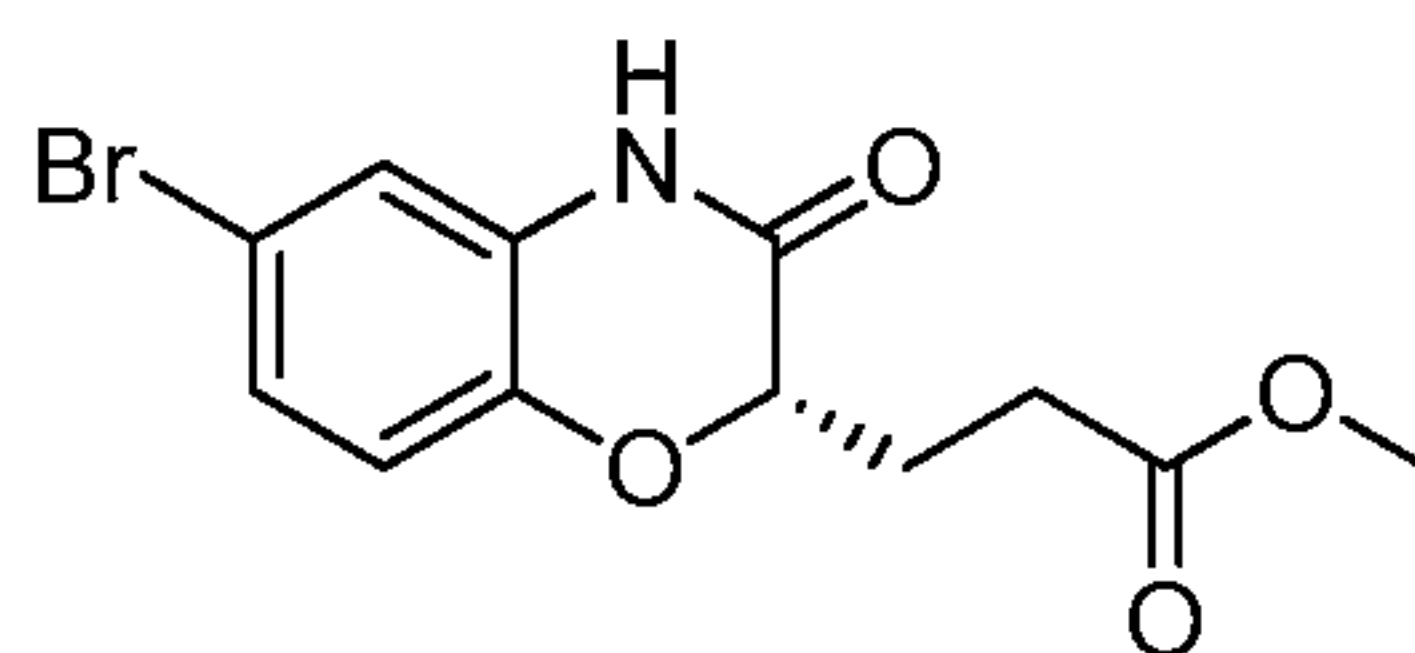


[000400] To a solution of dimethyl (*R*)-2-hydroxypentanedioate (33.8 g, 192 mmol), 4-bromo-2-nitrophenol (50.2 g, 230 mmol), and triphenylphosphine (60.4 g, 230 mmol) in dichloromethane (300 mL) with activated molecular sieves at 0 °C was added a solution of diisopropyl azodicarboxylate (45.4 mL, 230 mmol) in dichloromethane (50 mL) dropwise. Stirred at 0 °C for 20 minutes, then at ambient temperature overnight. Concentrated. Removed triphenylphosphine oxide by running through a large pad of silica, eluting with
 15

- 190 -

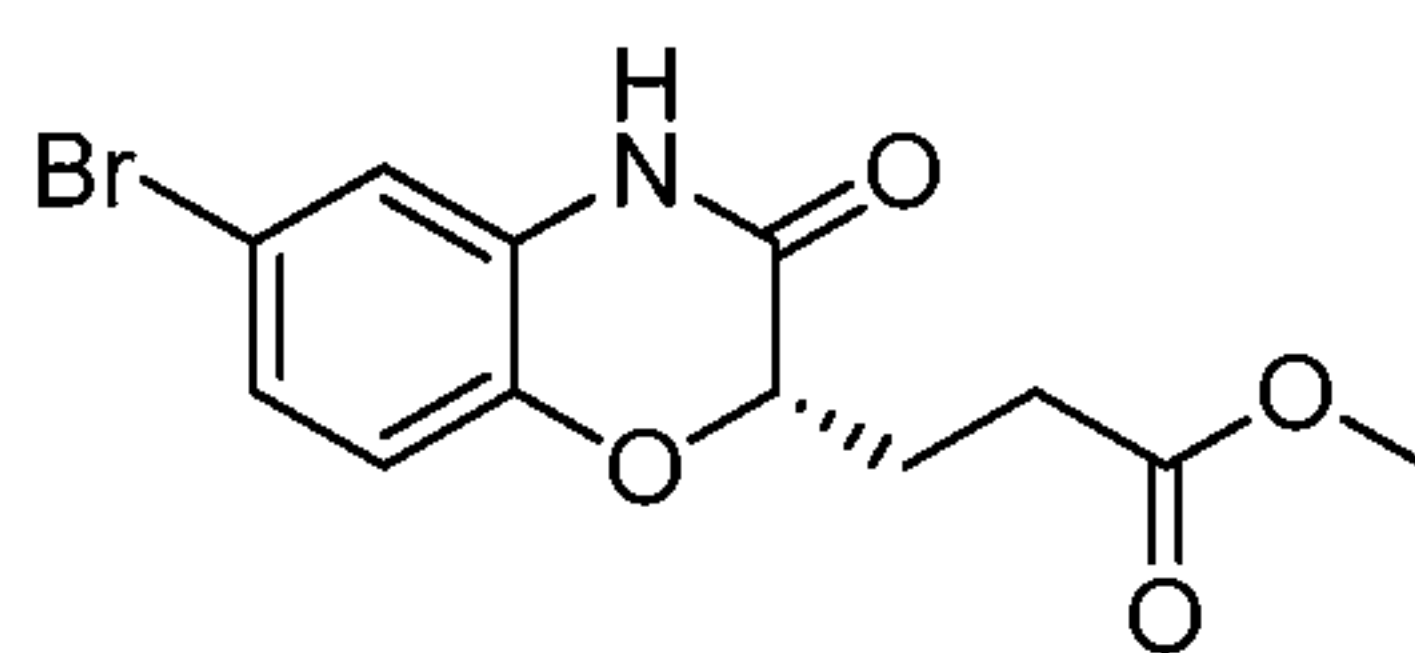
dichloromethane (~6 L). The eluted material was a mixture of the drawn compound and a small amount of residual phenol. Redissolved in ethyl acetate, washed four times with 1M sodium hydroxide, washed with brine, dried (Na₂SO₄), and concentrated to yield dimethyl (*S*)-2-(4-bromo-2-nitrophenoxy)pentanedioate (62.84 g, 87%) as a clear oil.

5 **Part III – Synthesis of Methyl (*S*)-3-(6-bromo-3-oxo-3,4-dihydro-2*H*-benzo[*b*][1,4]oxazin-2-yl)propanoate**



[000401] In a flask equipped with a mechanical stirrer was charged dimethyl (*S*)-2-(4-bromo-2-nitrophenoxy)pentanedioate (62.84 g, 167 mmol), acetic acid (500 mL), followed by powdered iron (46.7 g, 835 mmol) at ambient temperature. Heated to 60 °C for two hours. Filtered hot through a pad of Celite, washing with ethyl acetate (900 mL). The filtrates were washed three times with water, washed with brine, dried (Na₂SO₄) and concentrated to yield methyl (*S*)-3-(6-bromo-3-oxo-3,4-dihydro-2*H*-benzo[*b*][1,4]oxazin-2-yl)propanoate (48.06 g, 92%) as a white solid.

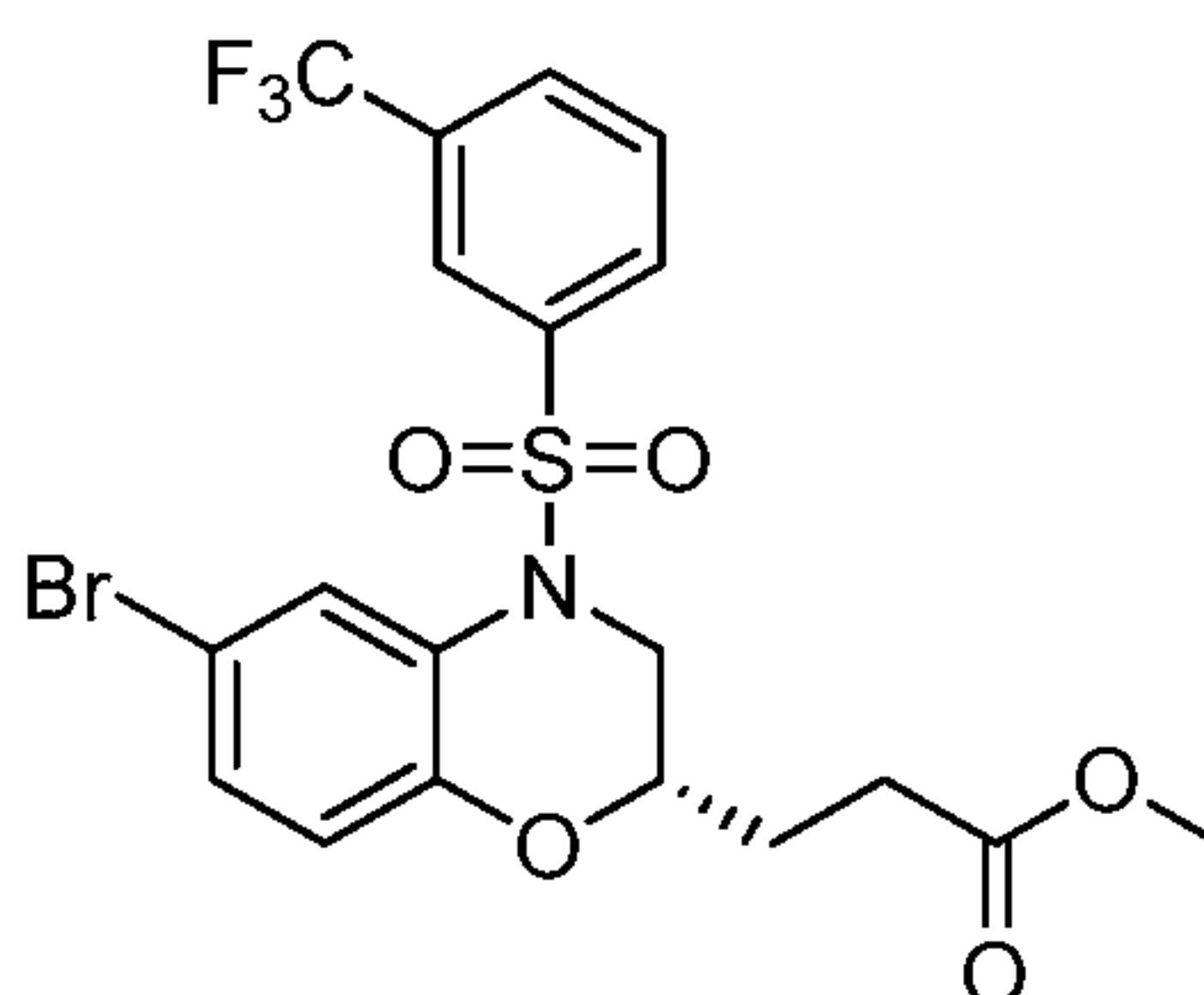
15 **Part IV – Synthesis of Methyl (*S*)-3-(6-bromo-3,4-dihydro-2*H*-benzo[*b*][1,4]oxazin-2-yl)propanoate**



[000402] To methyl (*S*)-3-(6-bromo-3-oxo-3,4-dihydro-2*H*-benzo[*b*][1,4]oxazin-2-yl)propanoate (24.46 g, 77.9 mmol) in anhydrous tetrahydrofuran (200 mL) at 0 °C was added borane-methyl sulfide complex (19.5 mL, 195 mmol) dropwise. Heated to 50 °C for one hour. The reaction mixture was cooled to 0 °C, then carefully quenched with methanol (150 mL). Heated to 60 °C for one hour and concentrated. The residue was partitioned between water and ethyl acetate. The organic layer was washed with brine, dried (Na₂SO₄) and concentrated. The mixture was purified by column chromatography eluting with a gradient of 5-50% ethyl acetate in hexanes to yield methyl (*S*)-3-(6-bromo-3,4-dihydro-2*H*-benzo[*b*][1,4]oxazin-2-yl)propanoate (17.97 g, 77%) as a white solid.

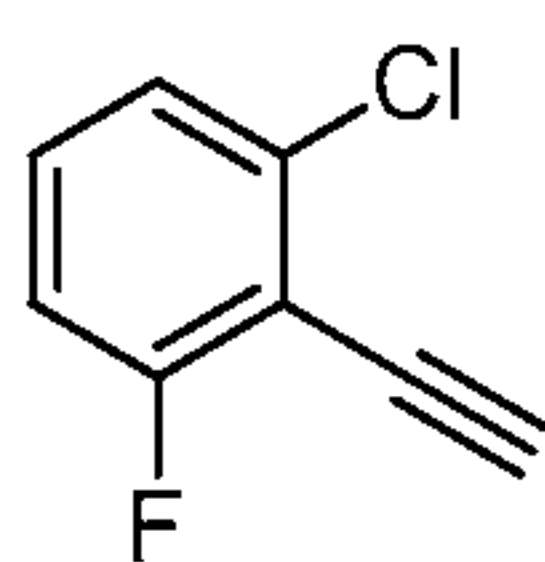
- 191 -

Part V – Synthesis of (*S*)-Methyl 3-(6-bromo-4-((3-(trifluoromethyl)phenyl)sulfonyl)-3,4-dihydro-2*H*-benzo[*b*][1,4]oxazin-2-yl)propanoate



[000403] To a solution of (*S*)-3-(6-bromo-3,4-dihydro-2*H*-benzo[*b*][1,4]oxazin-2-yl)propanoate (10.0 g, 33.3 mmol) in pyridine (60 mL) was added 3-(trifluoromethyl)benzenesulfonyl chloride (8.96 g, 36.6 mmol). The mixture was heated at 50 °C for four hours, cooled, and concentrated. The residue was partitioned between ethyl acetate and 1N HCl. The organic layer was washed twice with 1 M HCl, brine, and then dried (Na₂SO₄). Activated charcoal was added, the mixture slurried, and then filtered through Celite. The filtrate was concentrated onto a small amount of silica and the residue was purified via MPLC eluting with a gradient of ethyl acetate in hexanes. The major UV-active component was concentrated to afford (*S*)-methyl 3-(6-bromo-4-((3-(trifluoromethyl)phenyl)sulfonyl)-3,4-dihydro-2*H*-benzo[*b*][1,4]oxazin-2-yl)propanoate (14.75 g, 87%).

Part VI – Synthesis of 1-Chloro-2-ethynyl-3-fluorobenzene



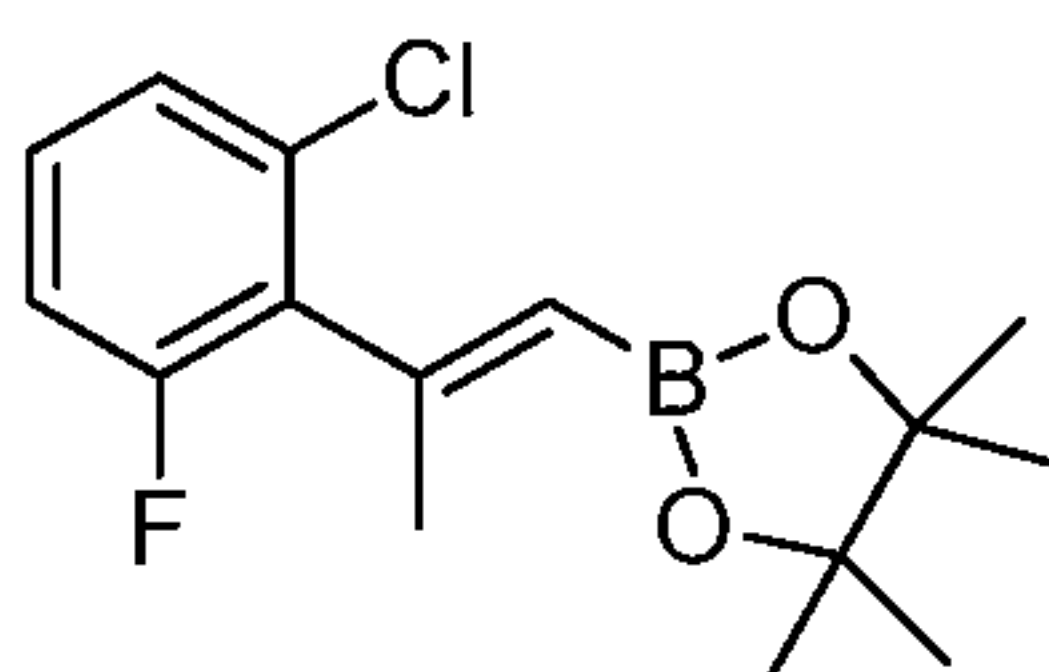
15

[000404] 2-Chloro-6-fluorobenzaldehyde (2.00 g, 12.61 mmol) was dissolved in methanol (84 mL), and dimethyl (diazomethyl)phosphonate (2.39 mL, 15.77 mmol) was added followed by potassium carbonate (4.36 g, 31.53 mmol). The reaction mixture was stirred at room temperature overnight. The crude mixture was diluted with methyl *tert*-butyl ether, washed with water, washed with brine, dried (Na₂SO₄), and concentrated to afford 1-chloro-2-ethynyl-3-fluorobenzene (1.83 g, 94%). ¹H-NMR (400 MHz, DMSO-*d*₆) δ 7.45 (m, 2H), 7.32 (t, 1H), 4.86 (s, 1H).

20

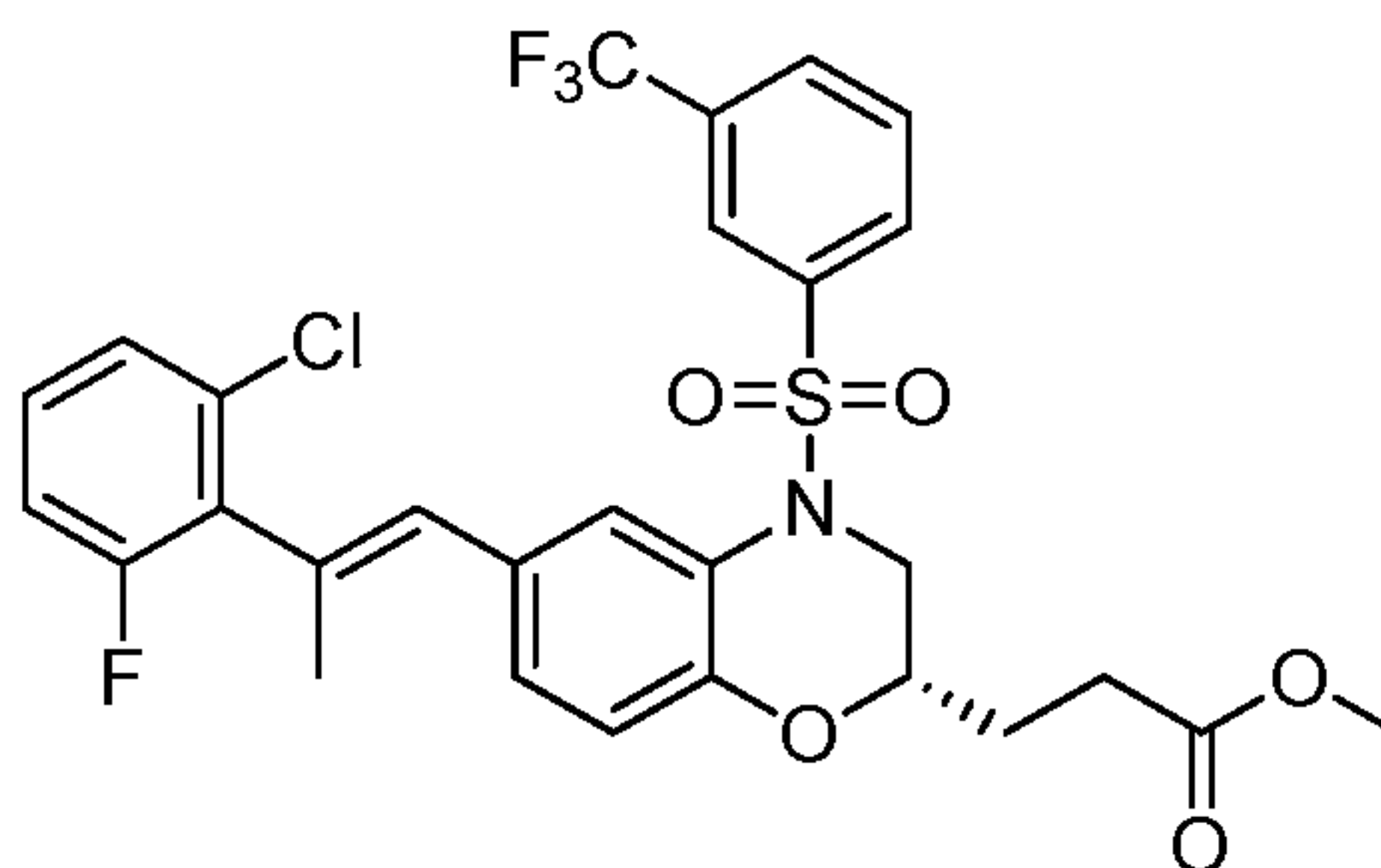
- 192 -

Part VII – Synthesis of (*E*)-2-(2-(2-Chloro-6-fluorophenyl)prop-1-en-1-yl)-4,4,5,5-tetramethyl-1,3,2-dioxaborolane



[000405] Bis(pinacolato)diborane (5.82 g, 22.92 mmol), copper (I) chloride (0.21 g, 2.08 mmol), and 4,5-bis(diphenylphosphino)-9,9-dimethylxanthene (1.21 g, 2.08 mmol) were suspended in THF (208 mL) and the mixture was degassed with nitrogen and stirred for five min. A solution of sodium *tert*-butoxide (2.202 g, 22.92 mmol) in minimal THF was added, and the mixture stirred for an additional five minutes. 1-Chloro-2-ethynyl-3-fluorobenzene (3.22 g, 20.83 mmol) and methyl iodide (11.83 g, 83.33 mmol) were added to the reaction mixture, and the resulting mixture was stirred at room temperature overnight. The crude product mixture was concentrated onto silica gel and purified by MPLC eluting with a gradient of 0-5% ethyl acetate in hexanes to afford (*E*)-2-(2-(2-chloro-6-fluorophenyl)prop-1-en-1-yl)-4,4,5,5-tetramethyl-1,3,2-dioxaborolane (2.41 g, 39%). ¹H-NMR (400 MHz, DMSO-*d*₆) δ 7.31 (m, 2H), 7.20 (t, 1H), 5.18 (s, 1H), 2.15 (s, 3H), 1.23 (s, 12H).

15 Part VIII – Synthesis of (*S,E*)-Methyl 3-(6-(2-(2-chloro-6-fluorophenyl)prop-1-en-1-yl)-4-((3-(trifluoromethyl)phenyl)sulfonyl)-3,4-dihydro-2*H*-benzo[*b*][1,4]oxazin-2-yl)propanoate

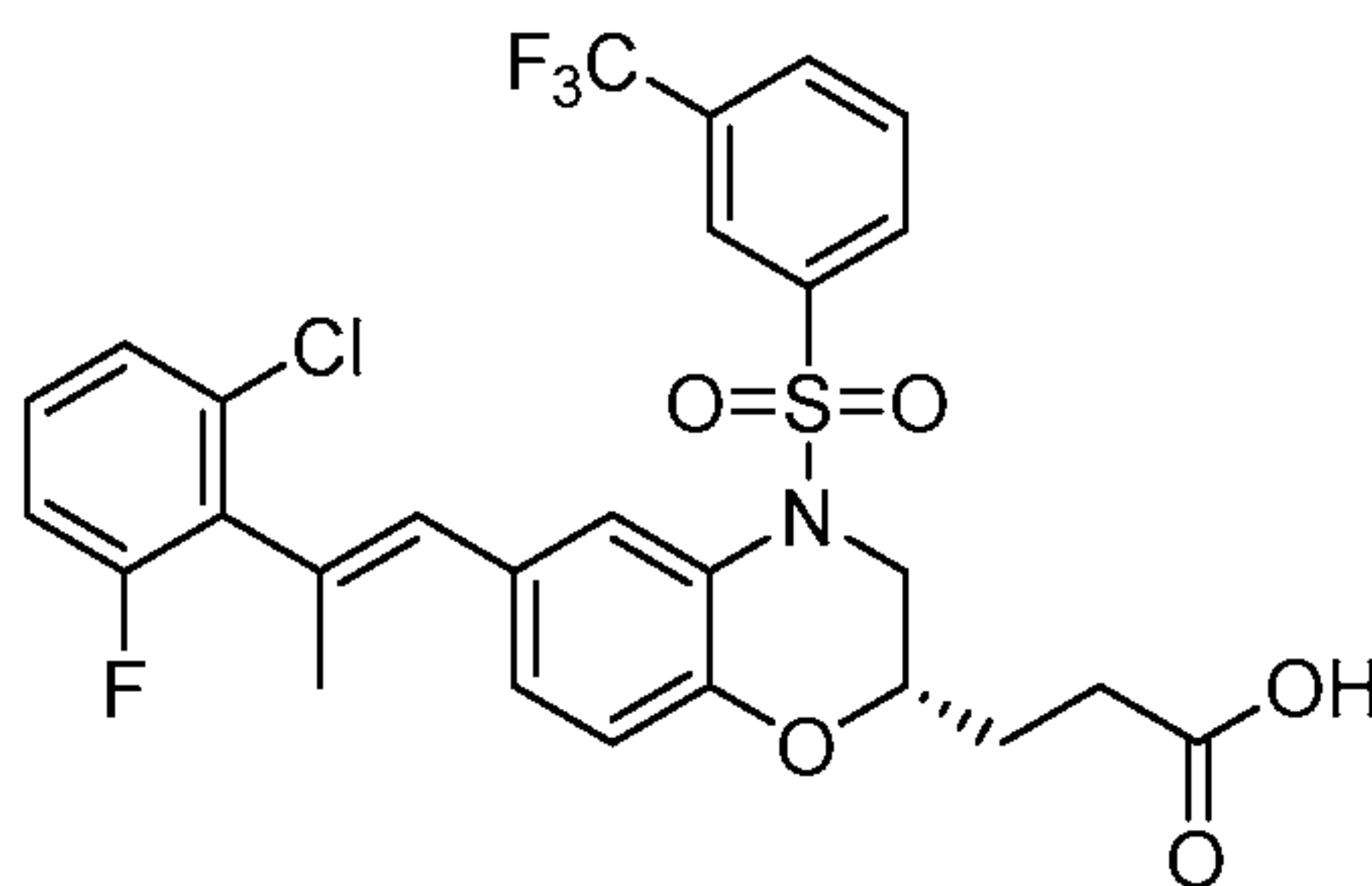


[000406] A mixture of (*S*)-methyl 3-(6-bromo-4-((3-(trifluoromethyl)phenyl)sulfonyl)-3,4-dihydro-2*H*-benzo[*b*][1,4]oxazin-2-yl)propanoate (7.46 g, 14.7 mmol), (*E*)-2-(2-(2-chloro-6-fluorophenyl)prop-1-en-1-yl)-4,4,5,5-tetramethyl-1,3,2-dioxaborolane (6.09 g, 20.5 mmol), potassium carbonate (2.84 g, 20.5 mmol) in dioxane (80 mL), and water (20 mL) was degassed and placed under an atmosphere of nitrogen. This was followed by addition of [1,1'-

- 193 -

bis(diphenylphosphino)ferrocene]dichloropalladium(II) dichloromethane complex (1.12 g, 1.47 mmol) and heating to 70 °C for five hours. Toluene (100 mL) and a 20% solution of sodium bisulfite in water (50 mL) were added. The mixture was allowed to stir at 60 °C for an additional fifteen min., then cooled and diluted with toluene (150 mL). The organic layer was washed with a 20% aqueous solution of sodium bisulfite, water, brine, and then dried (Na₂SO₄), and added to activated charcoal. The mixture was slurried and filtered through a pad of Celite. The filtrate was concentrated onto a small amount of silica and the residue was purified by MPLC eluting with a gradient of 0-30% ethyl acetate in hexanes to afford (*S,E*)-methyl 3-(6-(2-(2-chloro-6-fluorophenyl)prop-1-en-1-yl)-4-((3-(trifluoromethyl)phenyl)sulfonyl)-3,4-dihydro-2*H*-benzo[*b*][1,4]oxazin-2-yl)propanoate (6.8 g, 77%). ¹H-NMR (400 MHz, DMSO-*d*₆) δ 8.11 (d, 1H), 8.03 (d, 1H), 7.99 (s, 1H), 7.86 (t, 1H), 7.68 (d, 1H), 7.38 (m, 2H), 7.27 (m, 1H), 7.11 (dd, 1H), 6.87 (d, 1H), 6.37 (s, 1H), 4.37 (d, 1H), 3.57 (s, 3H), 3.49 (m, 1H), 3.3 (m, 1H), 2.48 (m, 2H), 2.08 (s, 3H), 1.9 (m, 1H), 1.76 (m, 1H). (ES, *m/z*): (M+Na)⁺ = 620.09, 622.10.

Part IX – Synthesis of (*S,E*)-3-(6-(2-(2-chloro-6-fluorophenyl)prop-1-en-1-yl)-4-((3-(trifluoromethyl)phenyl)sulfonyl)-3,4-dihydro-2*H*-benzo[*b*][1,4]oxazin-2-yl)propanoic acid

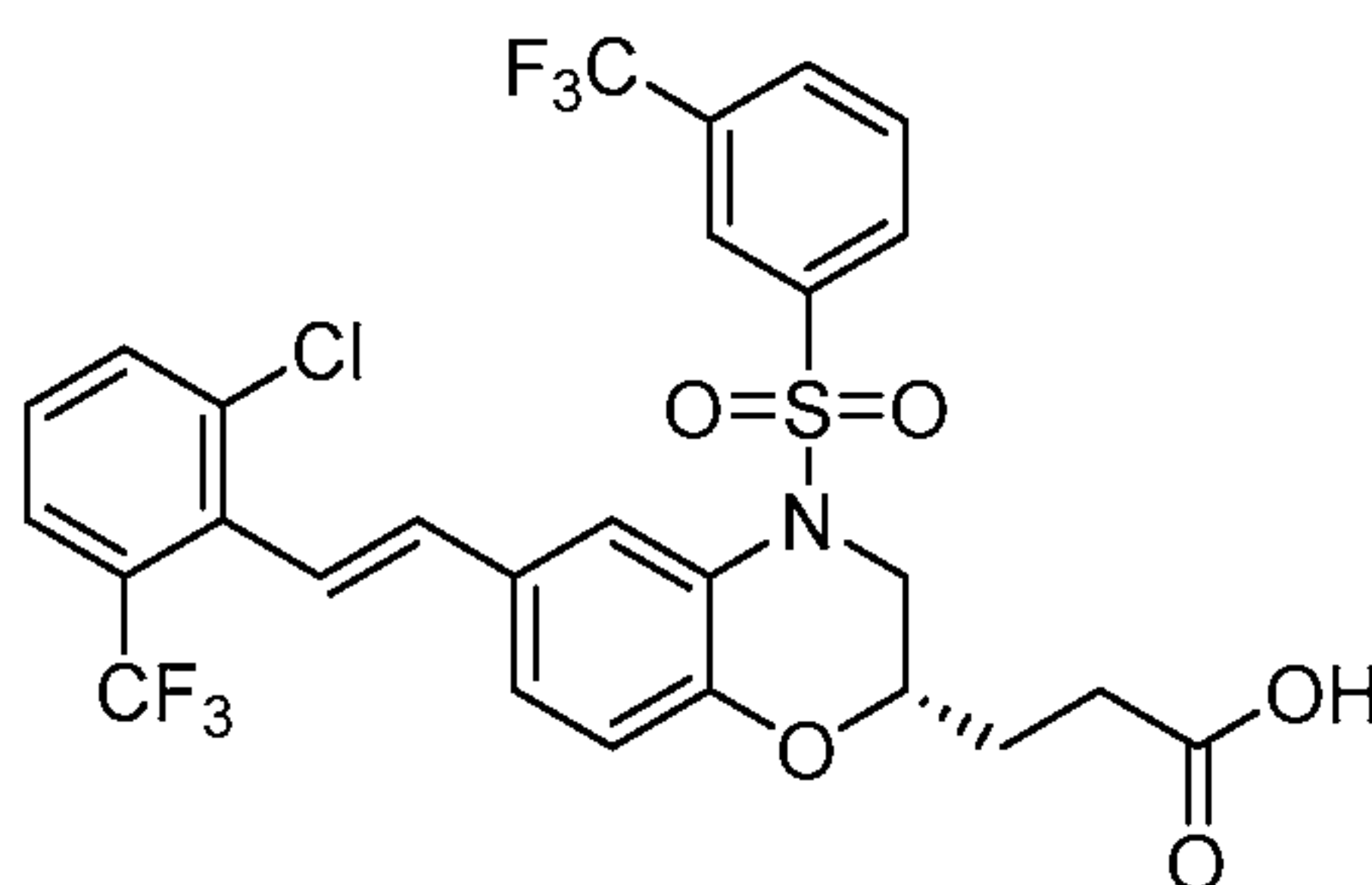


[000407] To a solution of (*S,E*)-methyl 3-(6-(2-(2-chloro-6-fluorophenyl)prop-1-en-1-yl)-4-((3-(trifluoromethyl)phenyl)sulfonyl)-3,4-dihydro-2*H*-benzo[*b*][1,4]oxazin-2-yl)propanoate (5.74 g, 9.60 mmol) in methanol (100 mL) and tetrahydrofuran (10 mL) was added 2M sodium hydroxide (14.4 mL, 28.8 mmol) in water. The reaction mixture was stirred at ambient temperature for 16 hours. The volume of the reaction mixture was reduced under vacuum, then acidified with 1M hydrogen chloride solution in water. The mixture was extracted with ethyl acetate, the combined extracts washed with brine, then dried (Na₂SO₄) and concentrated to a solid (5.54 g, 99%). The solid was converted to the sodium salt by redissolving in methanol (100 mL), then adding one equivalent of a 2.962M sodium hydroxide (3.203 mL, 9.487 mmol)

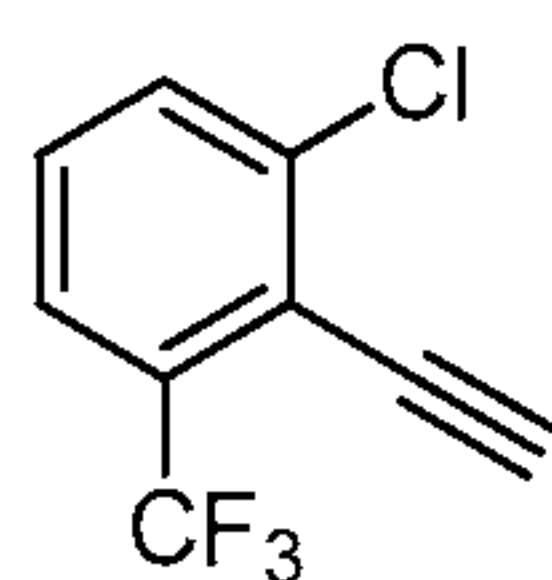
- 194 -

solution in water and stirring for 20 min. The mixture was evaporated, then additional methanol was added and evaporated three times to remove water. The residue was dried in a vacuum oven to afford the sodium salt of (*S,E*)-3-(6-(2-(2-chloro-6-fluorophenyl)prop-1-en-1-yl)-4-((3-(trifluoromethyl)phenyl)sulfonyl)-3,4-dihydro-2*H*-benzo[*b*][1,4]oxazin-2-yl)propanoic acid (5.50 g, 98%) as a white solid. ¹H-NMR (400 MHz, DMSO-*d*₆) δ 8.1 (m, 2H), 7.89 (m, 2H), 7.69 (s, 1H), 7.37 (m, 2H), 7.26 (m, 1H), 7.08 (dd, 1H), 6.85 (d, 1H), 6.36 (s, 1H), 4.40 (d, 1H), 3.55 (m, 1H), 3.3 (m, 1H), 2.08 (s, 3H), 1.92 (m, 2H), 1.70 (m, 2H). (ES, *m/z*): (M+H)⁺ = 606.15, 608.15.

EXAMPLE 30 – Synthesis of (*S,E*)-3-(6-(2-Chloro-6-(trifluoromethyl)styryl)-4-((3-(trifluoromethyl)phenyl)sulfonyl)-3,4-dihydro-2*H*-benzo[*b*][1,4]oxazin-2-yl)propanoic acid



Part I – Synthesis of 1-Chloro-2-ethynyl-3-(trifluoromethyl)benzene

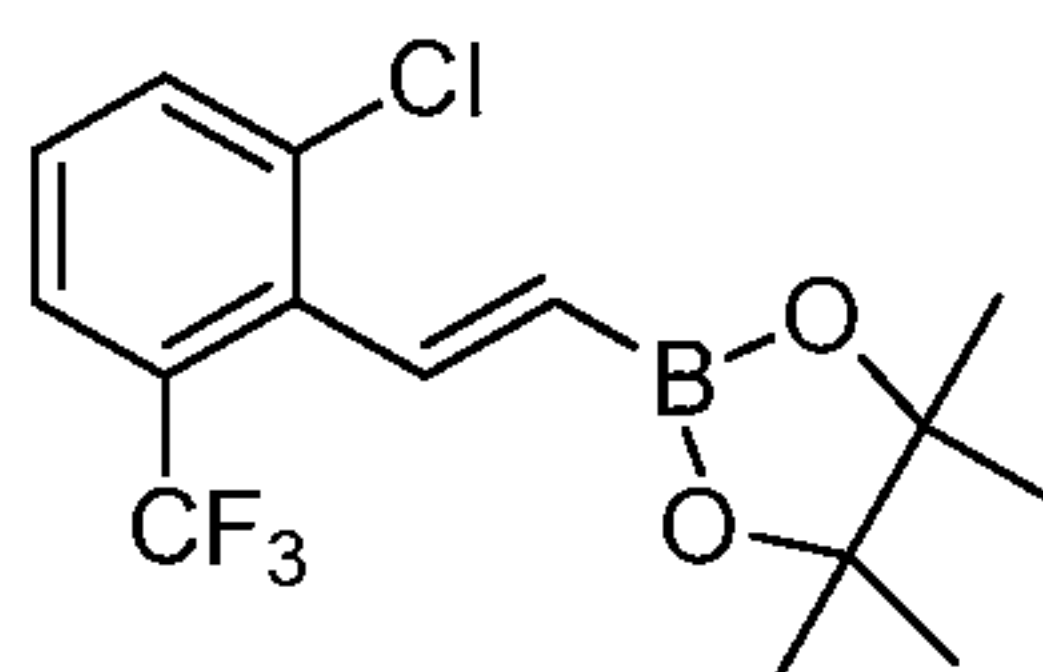


15 **[000408]** To a solution of 2-chloro-6-(trifluoromethyl)benzaldehyde (10.0 g, 47.9 mmol) in methanol (100 mL) was added dimethyl (diazomethyl)phosphonate (11.05 g, 57.5 mmol). The mixture was cooled to 0 °C, and potassium carbonate (16.6 g, 119 mmol) was added. The reaction mixture was stirred at room temperature overnight. The crude mixture was diluted with ether, washed with water, washed with brine, dried (MgSO₄), and concentrated to afford

20 1-chloro-2-ethynyl-3-(trifluoromethyl)benzene (9.17 g, 93%).

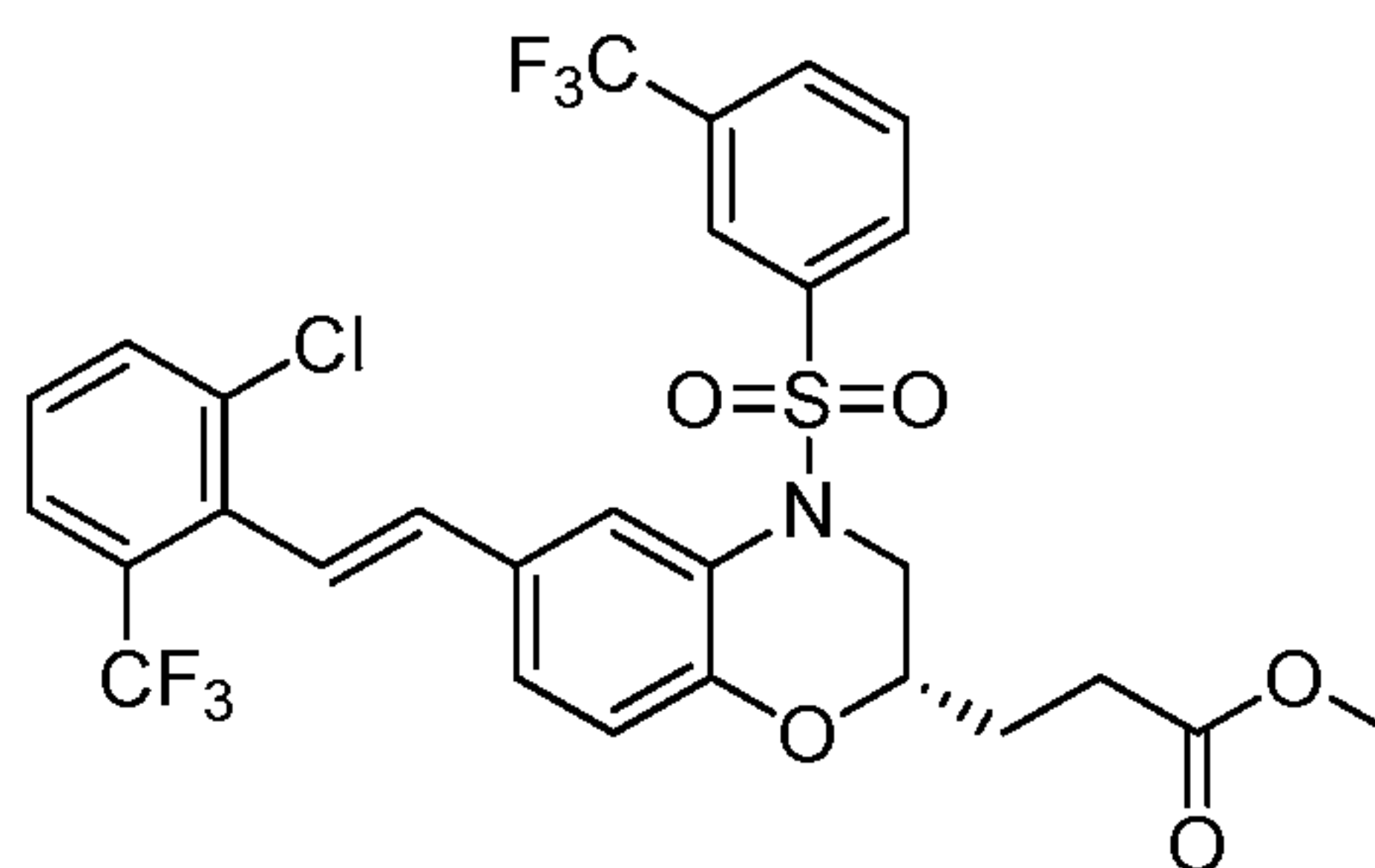
- 195 -

Part II – Synthesis of (*E*)-2-(2-Chloro-6-(trifluoromethyl)styryl)-4,4,5,5-tetramethyl-1,3,2-dioxaborolane



[000409] To [2,3-bis(1-adamantyl)imidazolidin-2-yl]-chloro-copper (0.99 g, 2.23 mmol) and sodium *tert*-butoxide (0.215 g, 2.23 mmol) suspended in THF (40 mL) was added bis(pinacolato)diboron (11.36 g, 44.7 mmol). The mixture was stirred for 30 minutes, and a solution of 1-chloro-2-ethynyl-3-(trifluoromethyl)benzene (9.15 g, 44.7 mmol) in THF (40 mL) and methanol (1.58 g, 49.2 mmol) was added. The mixture was stirred overnight then filtered through Celite. The filtrate was concentrated and the residue was purified via MPLC eluting with a gradient of 0-10% ethyl acetate in hexanes to afford (*E*)-2-(2-chloro-6-(trifluoromethyl)styryl)-4,4,5,5-tetramethyl-1,3,2-dioxaborolane (11.23 g, 76%).

Part III – Synthesis of (*S,E*)-Methyl 3-(6-(2-chloro-6-(trifluoromethyl)styryl)-4-((3-(trifluoromethyl)phenyl)sulfonyl)-3,4-dihydro-2*H*-benzo[*b*][1,4]oxazin-2-yl)propanoate

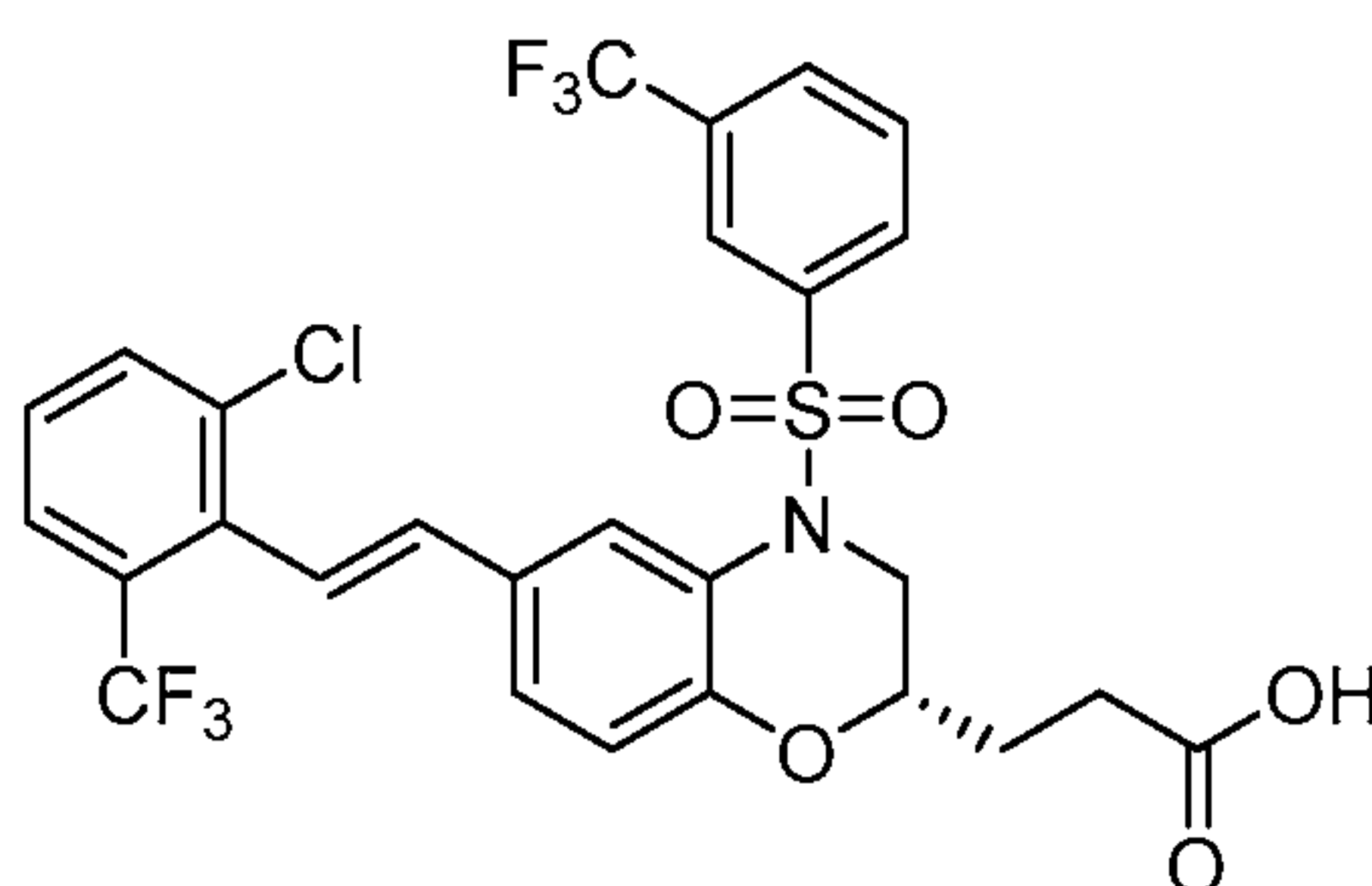


[000410] A mixture of (*S*)-methyl 3-(6-bromo-4-((3-(trifluoromethyl)phenyl)sulfonyl)-3,4-dihydro-2*H*-benzo[*b*][1,4]oxazin-2-yl)propanoate (2.00 g, 3.93 mmol), (*E*)-2-(2-chloro-6-(trifluoromethyl)styryl)-4,4,5,5-tetramethyl-1,3,2-dioxaborolane (1.83 g, 5.51 mmol), potassium carbonate (0.65 g, 4.72 mmol) in dioxane (40 mL) and water (6 mL) was degassed and was placed under an atmosphere of nitrogen. To this mixture was added [1,1'-bis(diphenylphosphino)ferrocene]-dichloropalladium(II) dichloromethane complex (0.30 g, 0.39 mmol) and the mixture heated at 70 °C overnight. The reaction mixture was cooled and partitioned between ethyl acetate and water. The organic layer was washed with brine, dried (Na_2SO_4) and concentrated onto a small amount of silica. The residue was purified by MPLC

- 196 -

eluting with a gradient of 0-30% ethyl acetate in hexanes to afford (*S,E*)-methyl 3-(6-(2-chloro-6-(trifluoromethyl)styryl)-4-((3-(trifluoromethyl)phenyl)sulfonyl)-3,4-dihydro-2*H*-benzo[*b*][1,4]oxazin-2-yl)propanoate (2.0 g, 80%). ¹H-NMR (400 MHz, DMSO-*d*₆) δ 8.10 (d, 1H), 8.06 (d, 1H), 8.0 (s, 1H), 7.85 (m, 2H), 7.75 (m, 2H), 7.54 (t, 1H), 7.38 (dd, 1H), 6.98 (m, 1H), 6.88 (d, 1H), 6.78 (m, 1H), 4.37 (d, 1H), 3.58 (s, 3H), 3.40 (m, 1H), 3.3 (m, 1H), 2.42 (m, 2H), 1.9 (m, 1H), 1.75 (m, 1H). (ES, *m/z*): (M+Na)⁺ = 656.08, 658.07.

Part IV – Synthesis of (*S,E*)-3-(6-(2-Chloro-6-(trifluoromethyl)styryl)-4-((3-(trifluoromethyl)phenyl)sulfonyl)-3,4-dihydro-2*H*-benzo[*b*][1,4]oxazin-2-yl)propanoic acid



10

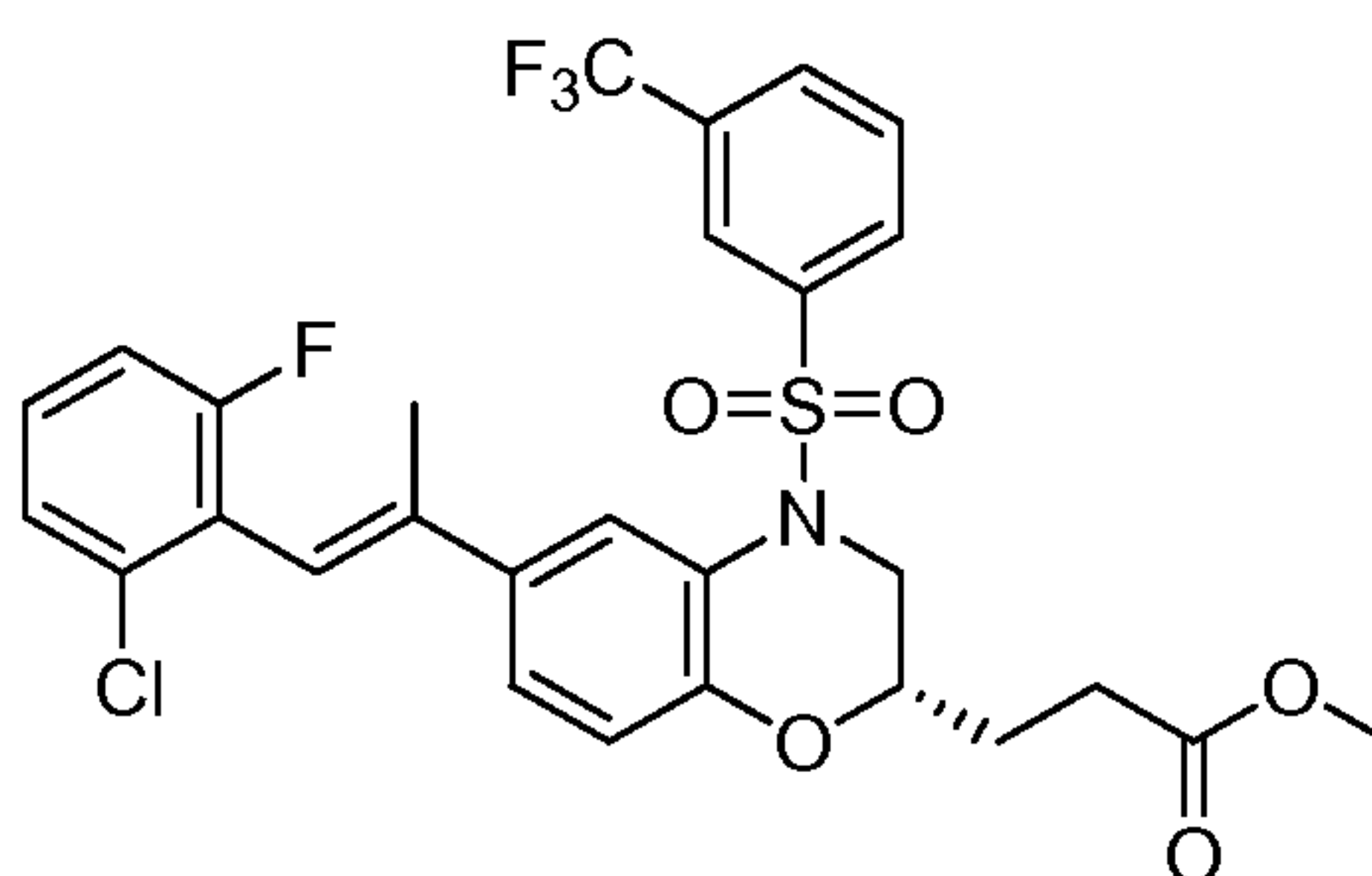
[000411] To a solution of (*S,E*)-methyl 3-(6-(2-chloro-6-(trifluoromethyl)styryl)-4-((3-(trifluoromethyl)phenyl)sulfonyl)-3,4-dihydro-2*H*-benzo[*b*][1,4]oxazin-2-yl)propanoate (11.8 g, 18.6 mmol) in methanol (100 mL) and tetrahydrofuran (30 mL) was added 2M sodium hydroxide (27.9 mL, 55.8 mmol) in water. The reaction mixture was stirred at ambient temperature for 16 hours. Reduced volume under vacuum. Acidified solution with 1M hydrogen chloride solution in water. Extracted with ethyl acetate, washed combined extracts with brine, dried (Na₂SO₄) and concentrated. Redissolved solids in dichloromethane and precipitated with hexanes. Filtered off solids and dried under vacuum. (8.73g, 76%). The resulting solid was converted to the sodium salt by redissolving in methanol (100 mL), then adding one equivalent of a 3.109M sodium hydroxide (4.529 mL, 14.082 mmol) solution in water. Stirred ten minutes. Concentrated, and added methanol and concentrated three times. The residue was dried in a vacuum oven to afford the sodium salt of (*S,E*)-3-(6-(2-chloro-6-(trifluoromethyl)styryl)-4-((3-(trifluoromethyl)phenyl)sulfonyl)-3,4-dihydro-2*H*-benzo[*b*][1,4]oxazin-2-yl)propanoic acid (8.70 g, 99%) as a white solid. ¹H-NMR (400 MHz, DMSO-*d*₆) δ 8.15 (d, 1H), 8.08 (d, 1H), 7.88 (m, 3H), 7.78 (m, 2H), 7.55 (t, 1H), 7.34 (d, 1H),

25

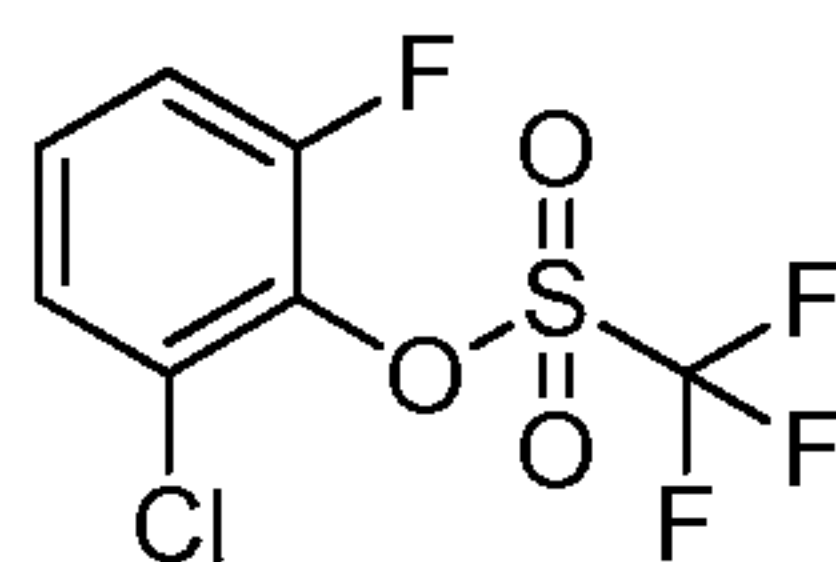
- 197 -

6.98 (m, 1H), 6.84 (d, 1H), 6.78 (m, 1H), 4.40 (d, 1H), 3.60 (m, 1H), 3.3 (m, 1H), 1.92 (m, 2H), 1.70 (m, 2H). (ES, m/z): $(M+Na)^+ = 641.93, 643.93$.

EXAMPLE 31 – Synthesis of (*S,E*)-Methyl 3-(6-(1-(2-chloro-6-fluorophenyl)prop-1-en-2-yl)-4-((3-(trifluoromethyl)phenyl)sulfonyl)-3,4-dihydro-2*H*-benzo[*b*][1,4]oxazin-2-yl)propanoate

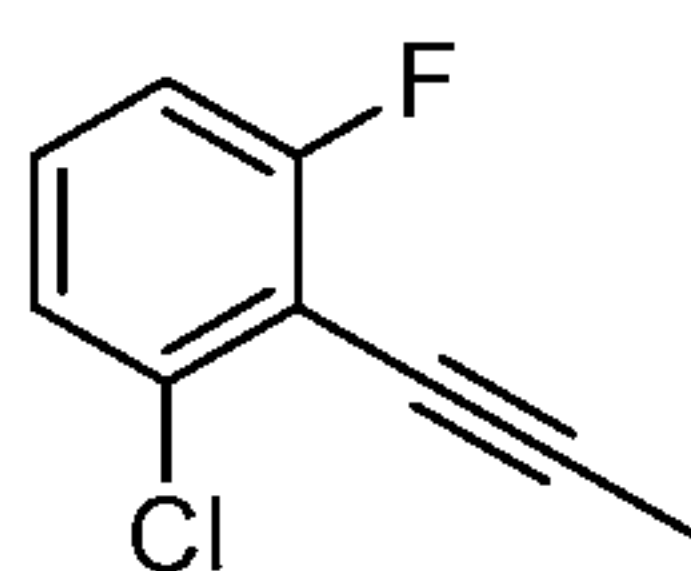


Part I – Synthesis of 2-Chloro-6-fluorophenyl trifluoromethanesulfonate



[000412] To a stirred solution of 2-chloro-6-fluorophenol (5.00 g, 34.1) in pyridine (100 mL) at 0 °C was added dropwise (trifluoromethane)sulfonyl trifluoromethanesulfonate (19.3 g, 68.4 mmol) dropwise. The mixture was allowed to warm to room temperature and was stirred overnight. The reaction mixture was concentrated and the residue was partitioned between ethyl acetate and water. The organic layer was washed with brine, dried (Na_2SO_4) and concentrated to afford 2-chloro-6-fluorophenyl trifluoromethanesulfonate (9.5 g, 100%) as a brown liquid.

Part II – Synthesis of 1-Chloro-3-fluoro-2-(prop-1-yn-1-yl)benzene

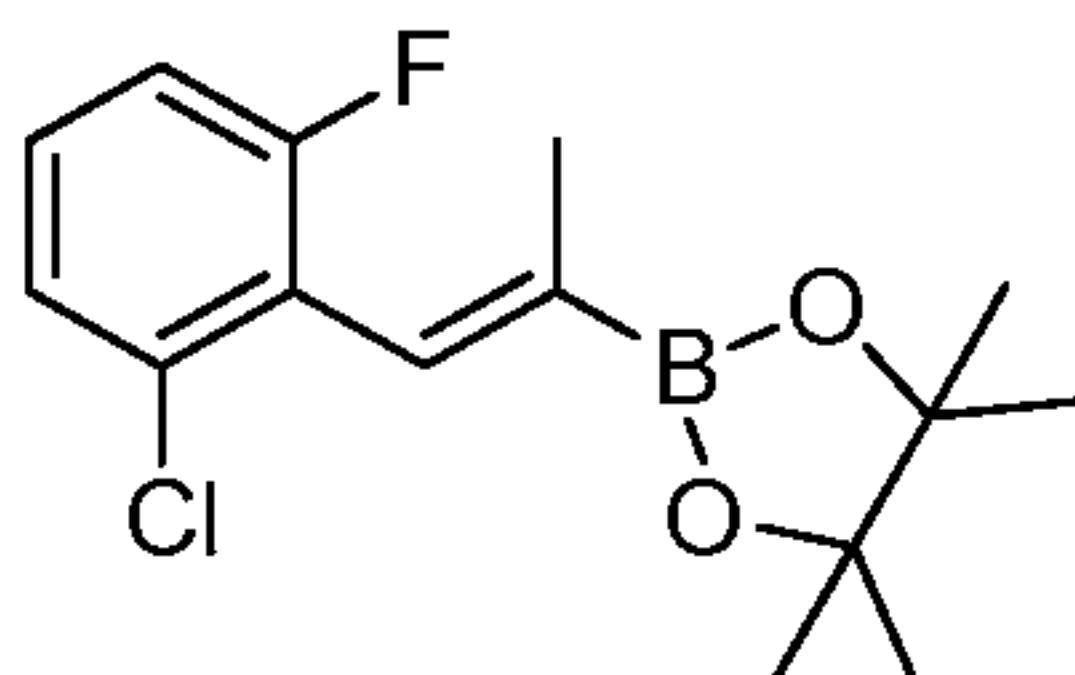


[000413] A solution of 2-chloro-6-fluorophenyl trifluoromethanesulfonate (2.78 g, 9.98 mmol) and tributyl(prop-1-yn-1-yl)stannane (3.95 g, 12.00 mmol) in toluene (50 mL) under an atmosphere of nitrogen was added tetrakis(triphenylphosphine)palladium(0) (1.15 g, 1.00 mmol). The mixture was heated at reflux for three hours, cooled, then concentrated. The

- 198 -

residue was purified via MPLC, eluting with a gradient of (1-10%) ethyl acetate in hexanes to afford 1-chloro-3-fluoro-2-(prop-1-yn-1-yl)benzene (1.5 g, 89%) as a yellow liquid.

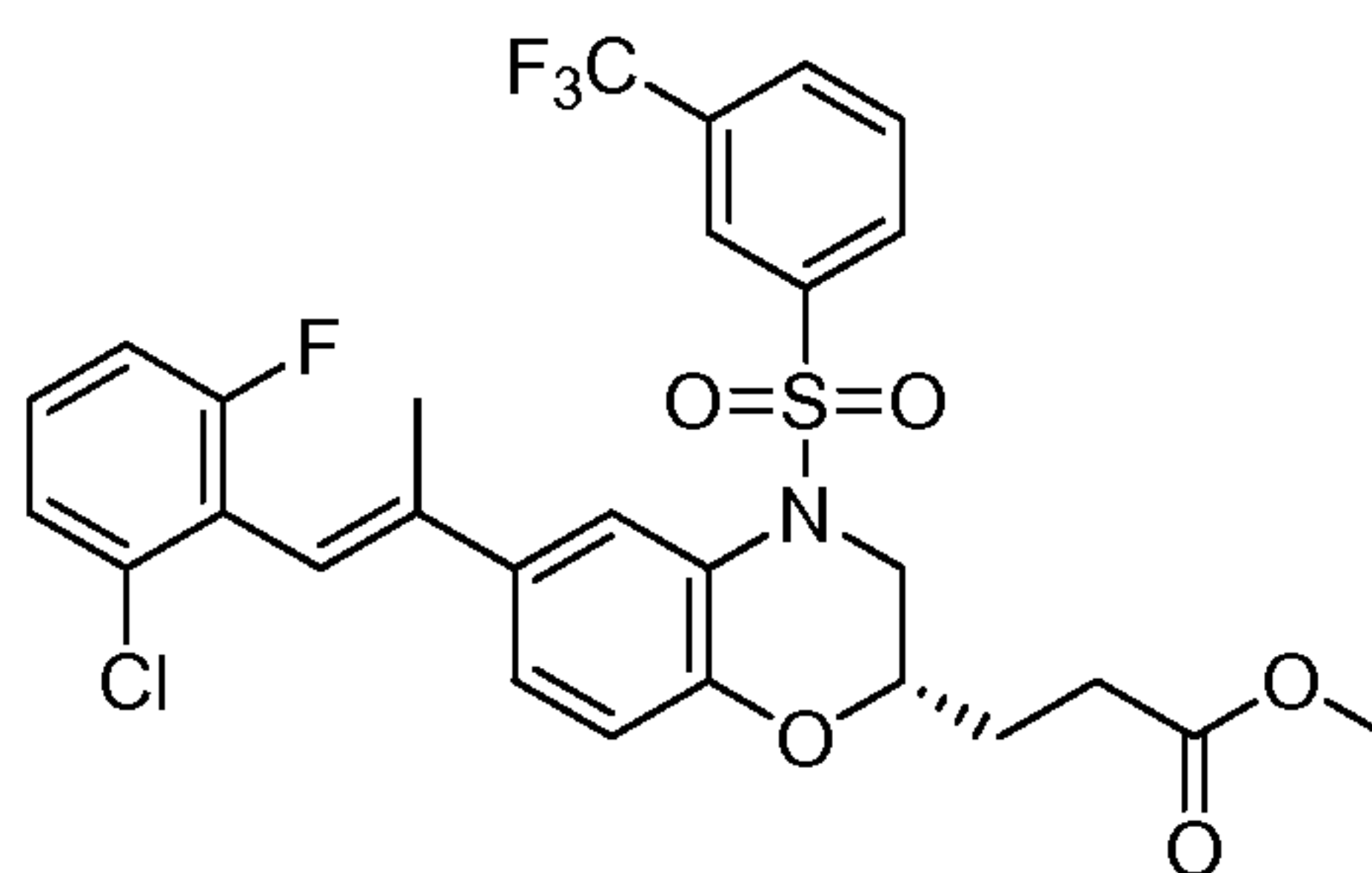
Part III – Synthesis of (Z)-2-(1-(2-Chloro-6-fluorophenyl)prop-1-en-2-yl)-4,4,5,5-tetramethyl-1,3,2-dioxaborolane



5

[000414] A mixture of 1-chloro-3-fluoro-2-(prop-1-yn-1-yl)benzene (1.68 g, 9.96 mmol), copper (I) chloride (60 mg, 0.61 mmol), tris(4-methoxyphenyl)phosphine (282 mg, 0.80 mmol), potassium carbonate (276 mg, 2.00 mmol), isopropanol (1.2 g, 20.00 mmol), ether (15 mL) and 4,4,5,5-tetramethyl-2-(tetramethyl-1,3,2-dioxaborolan-2-yl)-1,3,2-dioxaborolane (3 g, 11.81 mmol) was stirred overnight at room temperature under an atmosphere of nitrogen. The mixture was filtered and the filtrate was concentrated. The residue was purified via MPLC, eluting with a gradient of 1-12% ethyl acetate in petroleum ether to afford (Z)-2-(1-(2-chloro-6-fluorophenyl)prop-1-en-2-yl)-4,4,5,5-tetramethyl-1,3,2-dioxaborolane (1.5 g, 51%) as yellow oil.

15 Part IV – Synthesis of (S,E)-Methyl 3-(6-(1-(2-chloro-6-fluorophenyl)prop-1-en-2-yl)-4-((3-(trifluoromethyl)phenyl)sulfonyl)-3,4-dihydro-2H-benzo[b][1,4]oxazin-2-yl)propanoate

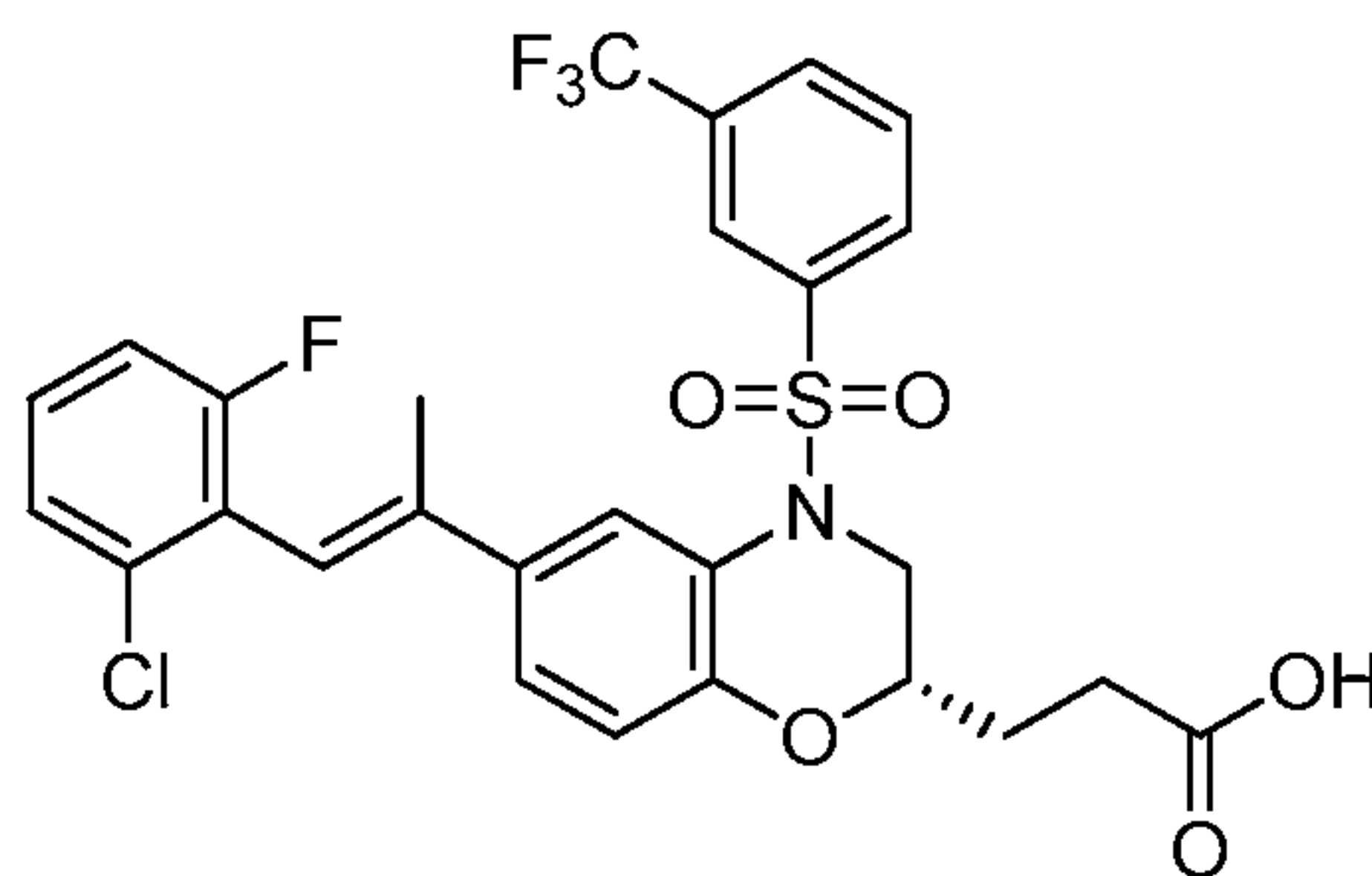


20 [000415] A mixture of (S)-methyl 3-(6-bromo-4-((3-(trifluoromethyl)phenyl)sulfonyl)-3,4-dihydro-2H-benzo[b][1,4]oxazin-2-yl)propanoate (200 mg, 0.39 mmol), tetrakis(triphenylphosphine)palladium(0) (45 mg, 0.04 mmol), sodium carbonate (124 mg, 1.17 mmol), (Z)-2-(1-(2-chloro-6-fluorophenyl)prop-1-en-2-yl)-4,4,5,5-tetramethyl-1,3,2-dioxaborolane (140 mg, 0.47 mmol), toluene (10 mL), ethanol (5 mL), and water (2 mL) was

- 199 -

stirred for three hours at 90 °C. The mixture was cooled, concentrated, and the residue was purified via MPLC eluting with a gradient of 5-20% ethyl acetate in petroleum ether to afford (*S,E*)-methyl 3-(6-(1-(2-chloro-6-fluorophenyl)prop-1-en-2-yl)-4-((3-(trifluoromethyl)phenyl)sulfonyl)-3,4-dihydro-2*H*-benzo[*b*][1,4]oxazin-2-yl)propanoate (210 mg, 89%) as a yellow oil. ¹H-NMR (400 MHz, CD₃OD) δ 7.91-7.95 (m, 4H), 7.74 (m, 1H), 7.27-7.34 (m, 3H), 7.10 (m, 1H), 6.80 (m, 1H), 6.47 (s, 1H), 4.39 (m, 1H), 3.63 (s, 3H), 3.47 (m, 1H), 3.27 (m, 1H), 2.41-2.46 (m, 2H), 1.94 (s, 3H), 1.75-1.93 (m, 2H). (ES, *m/z*): (M+H)⁺ 598.

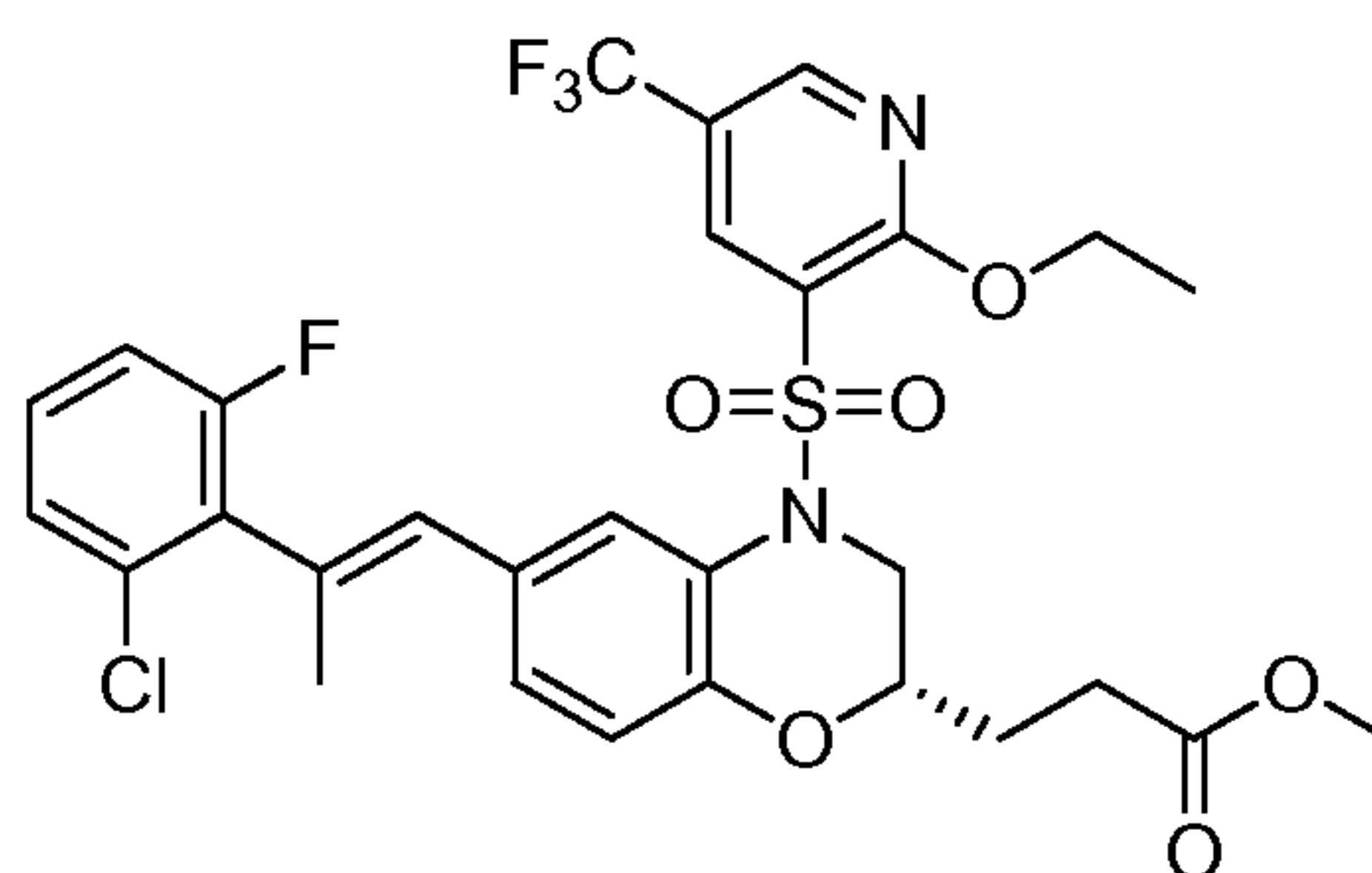
EXAMPLE 32 – Synthesis of (*S,E*)-3-(6-(1-(2-Chloro-6-fluorophenyl)prop-1-en-2-yl)-4-((3-(trifluoromethyl)phenyl)sulfonyl)-3,4-dihydro-2*H*-benzo[*b*][1,4]oxazin-2-yl)propanoic acid



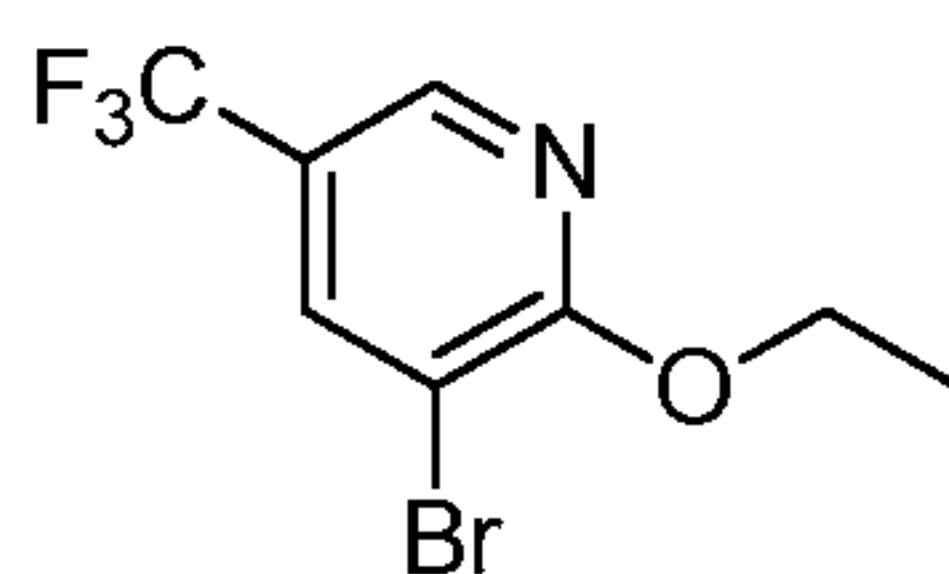
[000416] A mixture of (*R,E*)-methyl 3-(7-(1-(2-chloro-6-fluorophenyl)prop-1-en-2-yl)-1-((3-(trifluoromethyl)phenyl)sulfonyl)-1,2,3,4-tetrahydroquinolin-3-yl)propanoate (160 mg, 0.27 mmol), tetrahydrofuran (7.5 mL), water (2.5 mL) and lithium hydroxide monohydrate (34 mg, 0.81 mmol) was stirred for three hours at room temperature. The pH value of the solution was adjusted to 5 with 1M hydrogen chloride. The mixture was extracted twice with ethyl acetate. The combined organic layers were concentrated and the residue was purified by reverse phase Prep-HPLC eluting with a gradient of 62-82% acetonitrile in water with 0.05% trifluoroacetic acid to afford (*S,E*)-3-(6-(1-(2-chloro-6-fluorophenyl)prop-1-en-2-yl)-4-((3-(trifluoromethyl)phenyl)sulfonyl)-3,4-dihydro-2*H*-benzo[*b*][1,4]oxazin-2-yl)propanoic acid (66 mg, 42%) as a white solid. ¹H-NMR (400 MHz, CD₃OD) δ 7.89-7.96 (m, 4H), 7.71-7.77 (m, 1H), 7.27-7.34 (m, 3H), 7.07-7.13 (m, 1H), 6.82 (d, *J*=8.4 Hz, 1H), 6.47 (s, 1H), 4.38-4.44 (m, 1H), 3.46-3.48 (m, 1H), 3.22-3.31 (m, 1H), 2.37-2.43 (m, 2H), 1.94 (s, 3H), 1.76-1.93 (m, 2H). (ES, *m/z*): (M+H)⁺ 584.

- 200 -

EXAMPLE 33 – Synthesis of (*S,E*)-Methyl 3-(6-(2-(2-chloro-6-fluorophenyl)prop-1-en-1-yl)-4-((2-ethoxy-5-(trifluoromethyl)pyridin-3-yl)sulfonyl)-3,4-dihydro-2*H*-benzo[*b*][1,4]oxazin-2-yl)propanoate

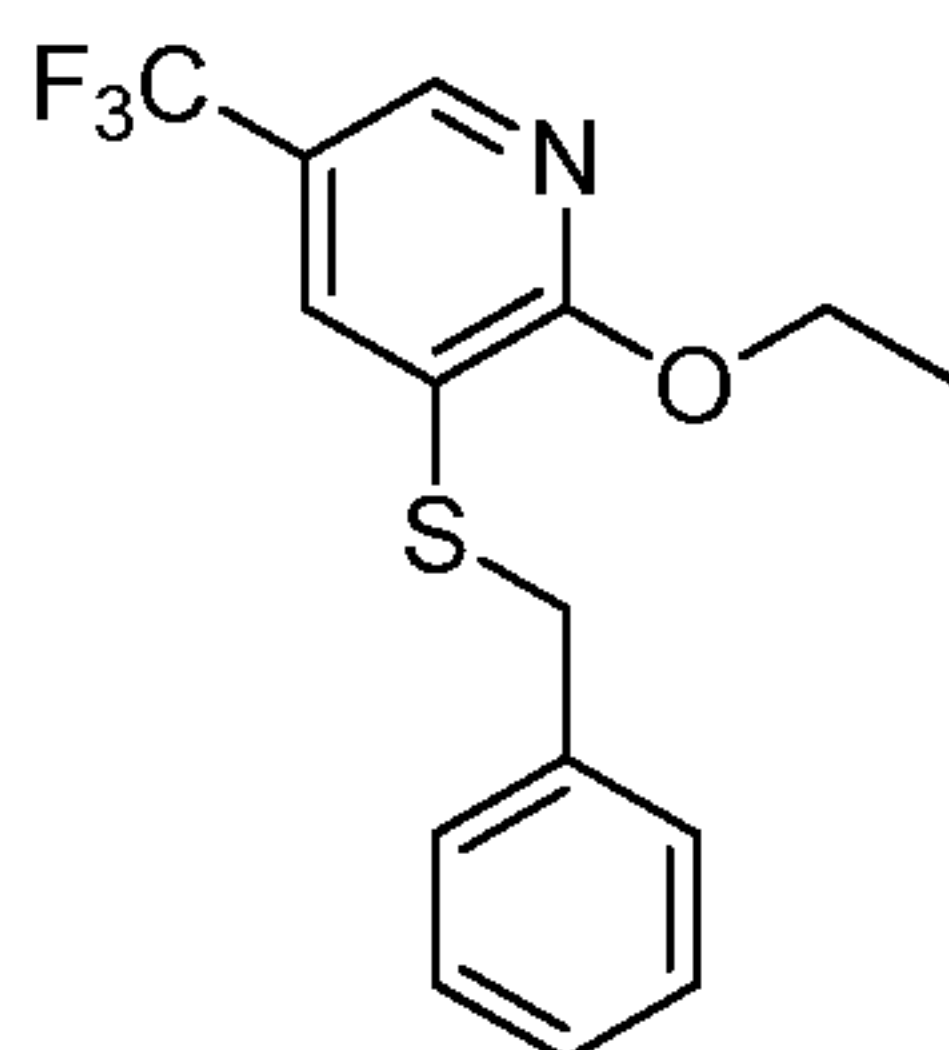


5 **Part I – Synthesis of 3-Bromo-2-ethoxy-5-(trifluoromethyl)pyridine**



[000417] To a solution of 3-bromo-2-chloro-5-(trifluoromethyl)pyridine (4 g, 15.44 mmol) in ethanol (40 mL) was added a 0.71 M solution of sodium ethoxide in ethanol (43.5 mL, 30.8 mmol) and the mixture was stirred for two hours at room temperature. The mixture was diluted with water, and mixture was extracted three times with dichloromethane. The combined organic layers were concentrated to afford 3-bromo-2-ethoxy-5-(trifluoromethyl)pyridine (3.5 g, 84%) as a yellow oil.

Part II – Synthesis of 3-(Benzylthio)-2-ethoxy-5-(trifluoromethyl)pyridine

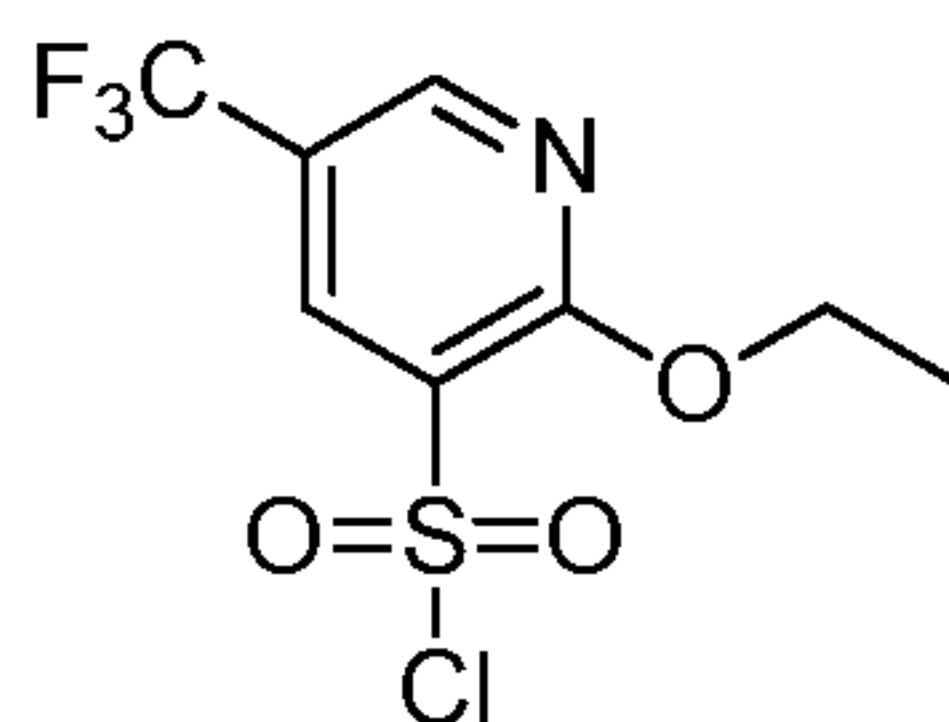


15 [000418] A mixture of 3-bromo-2-ethoxy-5-(trifluoromethyl)pyridine (5.6 g, 21.62 mmol), phenylmethanethiol (4 g, 32.26 mmol), *N,N*-diisopropylethylamine (5.58 g, 43.18 mmol), tris(dibenzylideneacetone)dipalladium(0) (1.98 g, 2.16 mmol), 4,5-bis(diphenylphosphino)-9,9-dimethylxanthene (1.25 g, 2.16 mmol), and toluene (60 mL) was stirred overnight at 110 °C. The mixture was filtered; the filtrate was concentrated and the

- 201 -

residue was purified via MPLC eluting with a gradient of 0% to 2.5% ethyl acetate in petroleum ether to afford 3-(benzylthio)-2-ethoxy-5-(trifluoromethyl)pyridine (4.2 g, 62%) as a white solid.

Part III – Synthesis of 2-Ethoxy-5-(trifluoromethyl)pyridine-3-sulfonyl chloride

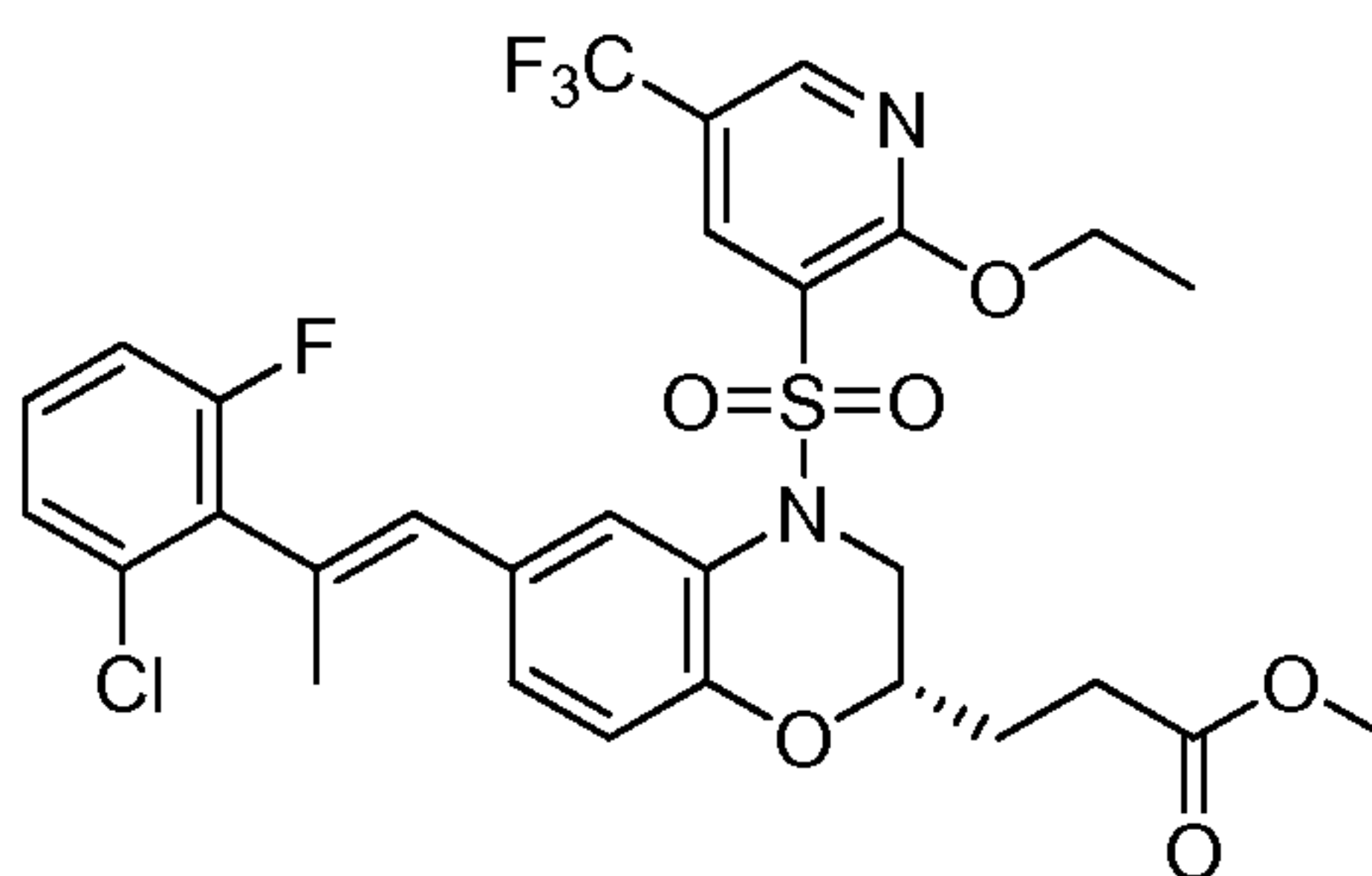


5

[000419] A mixture of 3-(benzylthio)-2-ethoxy-5-(trifluoromethyl)pyridine (600 mg, 1.91 mmol), *N*-chlorosuccinimide (1.02 g, 7.64 mmol), acetic acid (4 mL), and water (1 mL) was stirred for one hour at room temperature and concentrated. The residue was purified via MPLC eluting with (1:6) ethyl acetate: petroleum ether to afford 2-ethoxy-5-(trifluoromethyl)pyridine-3-sulfonyl chloride (450 mg, 81%) as a yellow solid.

10

Part IV – Synthesis of (*S,E*)-Methyl 3-(6-(2-(2-chloro-6-fluorophenyl)prop-1-en-1-yl)-4-((2-ethoxy-5-(trifluoromethyl)pyridin-3-yl)sulfonyl)-3,4-dihydro-2*H*-benzo[*b*][1,4]oxazin-2-yl)propanoate



15

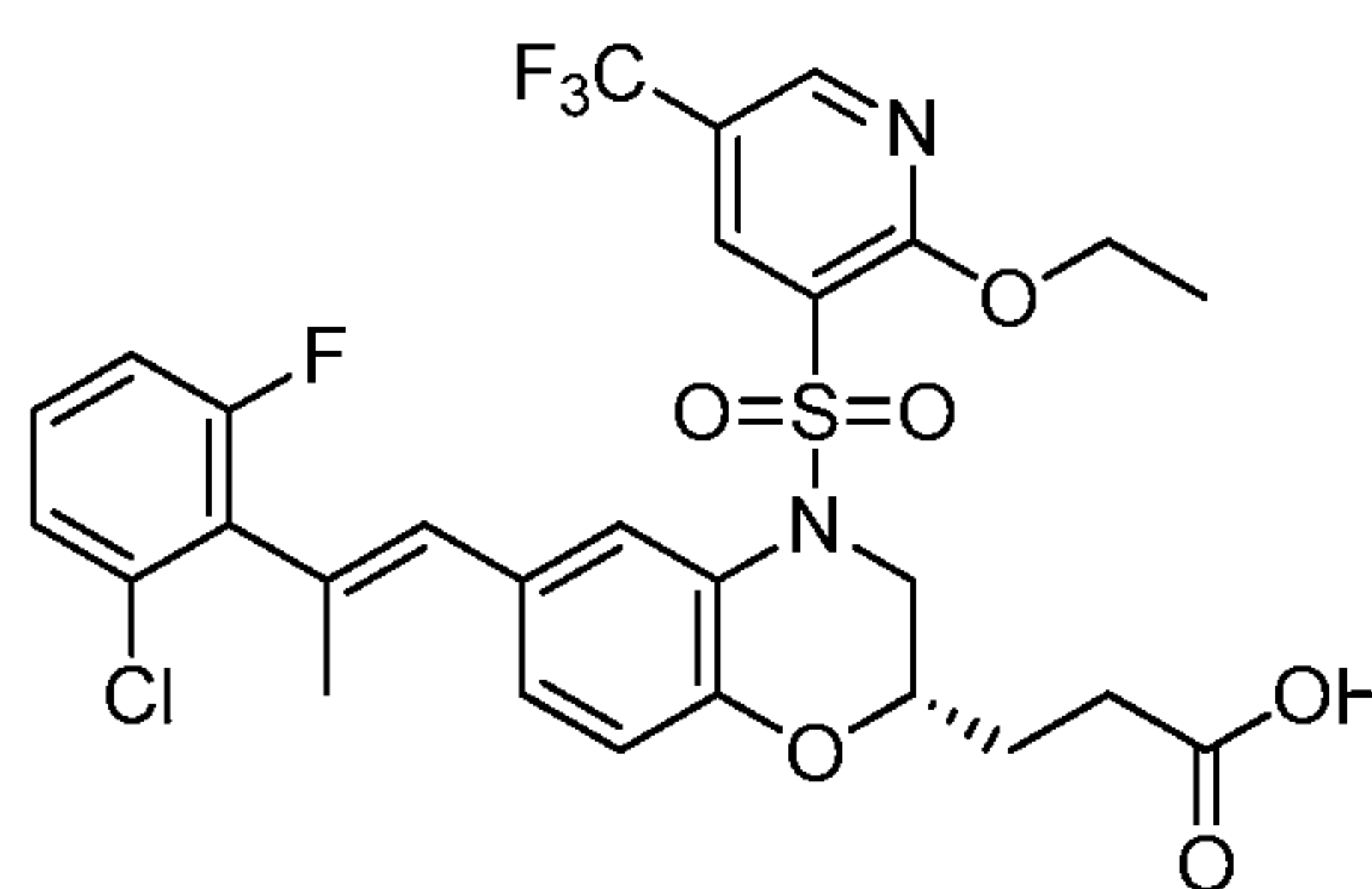
[000420] A solution of (*S,E*)-methyl 3-(6-(2-(2-chloro-6-fluorophenyl)prop-1-en-1-yl)-3,4-dihydro-2*H*-benzo[*b*][1,4]oxazin-2-yl)propanoate (250 mg, 0.64 mmol), pyridine (254 mg, 3.21 mmol), 4-dimethylaminopyridine (39.2 mg, 0.32 mmol), dichloromethane (5 mL), and 2-ethoxy-5-(trifluoromethyl)pyridine-3-sulfonyl chloride (371.5 mg, 1.28 mmol) was stirred overnight at room temperature. The mixture was diluted with water and was extracted three times with dichloromethane. The combined organic layers were dried (Na₂SO₄), concentrated and the residue was purified via MPLC eluting with 10% ethyl acetate in petroleum ether to afford (*S,E*)-methyl 3-(6-(2-(2-chloro-6-fluorophenyl)prop-1-en-1-yl)-4-((2-ethoxy-5-(trifluoromethyl)pyridin-3-yl)sulfonyl)-3,4-dihydro-2*H*-benzo[*b*][1,4]oxazin-2-yl)propanoate

20

- 202 -

(200 mg, 49%) as a yellow oil. $^1\text{H-NMR}$ (400 MHz, CD_3OD) δ 8.74 (s, 1H), 8.57 (s, 1H), 7.59 (s, 1H), 7.30 (m, 2H), 7.12 (m, 1H), 7.05 (d, 1H), 6.91 (d, 1H), 6.29 (s, 1H), 4.47 (m, 2H), 4.26 (dd, 1H), 3.92 (m, 1H), 3.67 (s, 3H), 3.45 (dd, 1H), 2.56 (t, 2H), 2.10 (s, 3H), 1.96 (m, 2H), 1.32 (t, 3H). (ES, m/z): $(\text{M}+\text{H})^+$ 643.

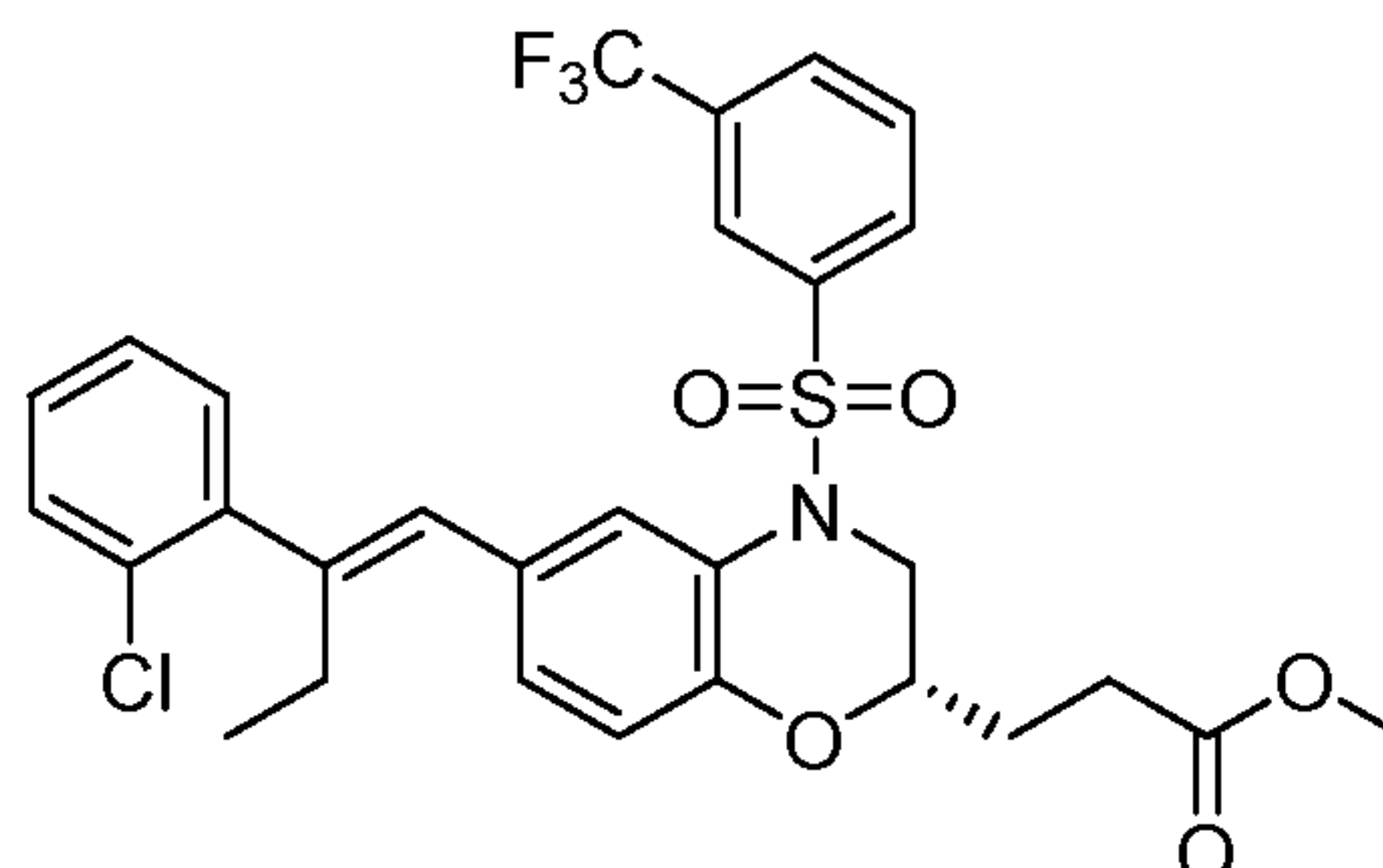
5 **EXAMPLE 34** – Synthesis of (*S,E*)-3-(6-(2-(2-Chloro-6-fluorophenyl)prop-1-en-1-yl)-4-((2-ethoxy-5-(trifluoromethyl)pyridin-3-yl)sulfonyl)-3,4-dihydro-2*H*-benzo[*b*][1,4]oxazin-2-yl)propanoic acid



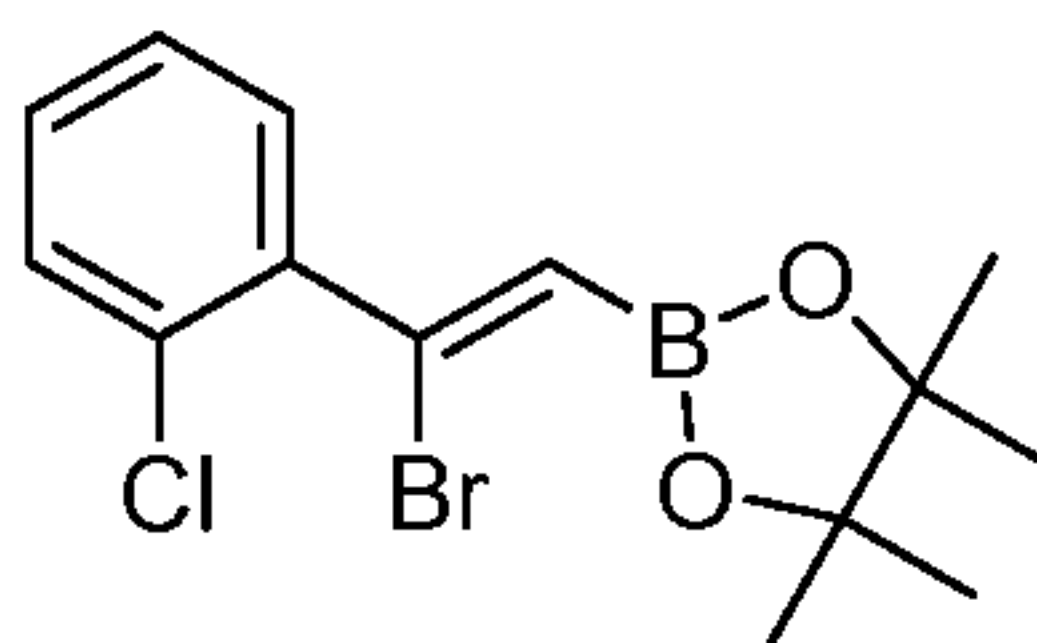
[000421] A mixture of (*S,E*)-methyl 3-(6-(2-(2-chloro-6-fluorophenyl)prop-1-en-1-yl)-4-
 10 ((2-ethoxy-5-(trifluoromethyl)pyridin-3-yl)sulfonyl)-3,4-dihydro-2*H*-benzo[*b*][1,4]oxazin-2-yl)propanoate (150 mg, 0.23 mmol), tetrahydrofuran (3 mL), water (1 mL) and lithium hydroxide monohydrate (30 mg, 0.72 mmol) was stirred for two hours at room temperature. The pH value of the solution was adjusted to 5 with 1M hydrogen chloride. The mixture was extracted three times with ethyl acetate. The combined organic layers were concentrated and
 15 the residue was purified by reverse phase Prep-HPLC eluting with a gradient of 65-82% acetonitrile in water with 0.05% trifluoroacetic acid to afford (*S,E*)-3-(6-(2-(2-chloro-6-fluorophenyl)prop-1-en-1-yl)-4-((2-ethoxy-5-(trifluoromethyl)pyridin-3-yl)sulfonyl)-3,4-dihydro-2*H*-benzo[*b*][1,4]oxazin-2-yl)propanoic acid (26 mg, 18%) as a white solid. $^1\text{H-NMR}$ (400 MHz, CD_3OD) δ 8.74 (s, 1H), 8.57 (s, 1H), 7.57 (m, 1H), 7.30 (m, 2H), 7.12 (m, 1H),
 20 7.05 (d, 1H), 6.94 (d, 1H), 6.30 (s, 1H), 4.48 (m, 2H), 4.28 (dd, 1H), 3.95 (m, 1H), 3.44 (dd, 1H), 2.52 (t, 2H), 2.11 (s, 3H), 1.96 (m, 2H), 1.34 (t, 3H). (ES, m/z): $(\text{M}+\text{H})^+$ 629.

- 203 -

EXAMPLE 35 – Synthesis of Methyl (*S,E*)-3-(6-(2-(2-chlorophenyl)but-1-en-1-yl)-4-((3-(trifluoromethyl)phenyl)sulfonyl)-3,4-dihydro-2*H*-benzo[*b*][1,4]oxazin-2-yl)propanoate

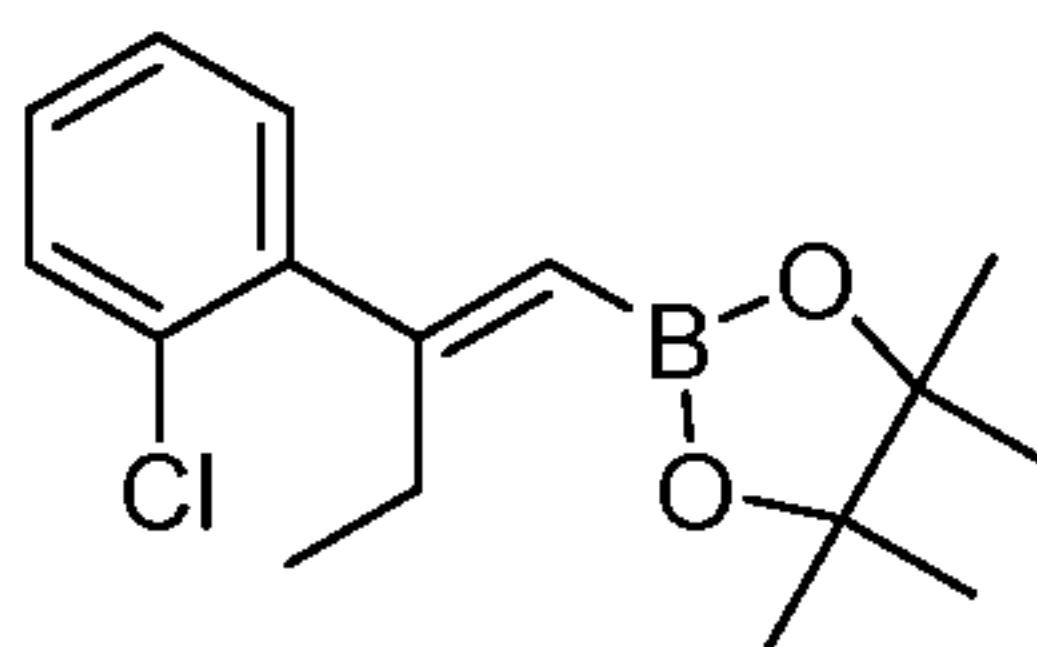


Part I – Synthesis of (*Z*)-2-(2-Bromo-2-(2-chlorophenyl)vinyl)-4,4,5,5-tetramethyl-1,3,2-dioxaborolane



[000422] Tribromoborane (0.4 mL, 4.39 mmol) was added to a stirred solution of dichloromethane (6 mL) and 1-chloro-2-ethynylbenzene (500 mg, 3.66 mmol) at -78°C . After three hours, a solution of pinacol (519 mg, 4.39 mmol) in dichloromethane (2 mL) was added dropwise with stirring followed by *N,N*-diisopropylethyl amine (1.18 g, 9.15 mmol). The resulting solution was allowed to warm to room temperature and stirred for an additional two hours. The mixture was partitioned between dichloromethane and brine. The organic layer was dried (Na_2SO_4) and concentrated. The residue was purified via MPLC eluting with 1% ethyl acetate in petroleum ether to afford (*Z*)-2-(2-bromo-2-(2-chlorophenyl)vinyl)-4,4,5,5-tetramethyl-1,3,2-dioxaborolane (450 mg, 36%) as a yellow oil.

Part II – Synthesis of (*E*)-2-(2-(2-Chlorophenyl)but-1-en-1-yl)-4,4,5,5-tetramethyl-1,3,2-dioxaborolane

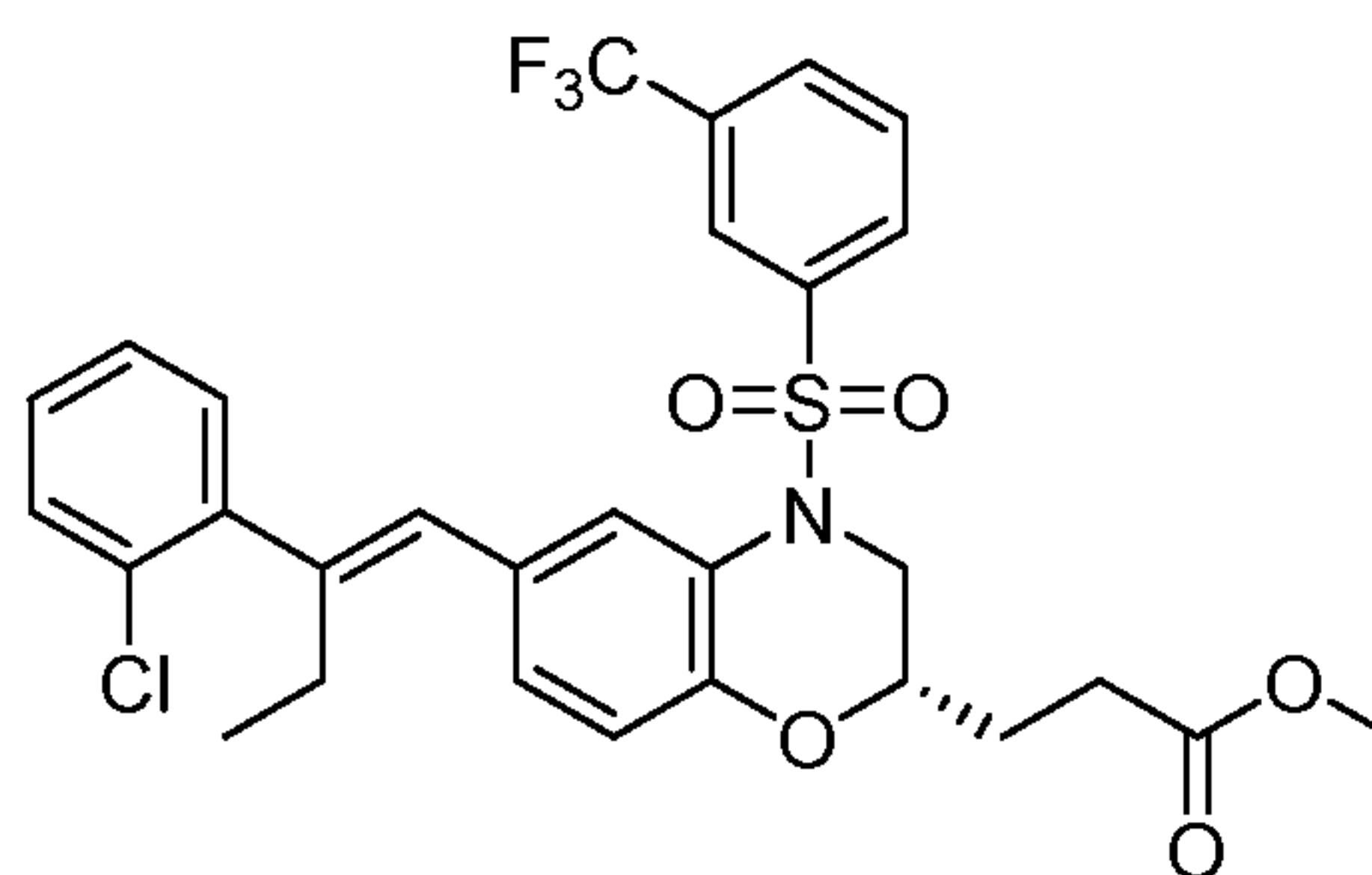


[000423] To a stirred solution of (*Z*)-2-(2-bromo-2-(2-chlorophenyl)vinyl)-4,4,5,5-tetramethyl-1,3,2-dioxaborolane (450 mg, 1.31 mmol) and bis(*tri-tert*-butylphosphine)-palladium(0) (47 mg, 0.06 mmol) in tetrahydrofuran (10 mL) at -78°C was added a 1M

- 204 -

solution of diethylzinc in THF (0.74 mL, 0.74 mmol). The mixture was stirred for 30 minutes at -78 °C and then warmed to room temperature and stirred for two additional hours and then 1M hydrogen chloride (2 mL) was added. The mixture was extracted three times with ethyl acetate. The combined organic layers were washed with brine, dried (Na₂SO₄), and concentrated. The residue was purified via MPLC, eluting with 1% ethyl acetate in petroleum ether to afford (*E*)-2-(2-(2-chlorophenyl)but-1-en-1-yl)-4,4,5,5-tetramethyl-1,3,2-dioxaborolane (180 mg, 47%) as a yellow oil.

Part III – Synthesis of Methyl (*S,E*)-3-(6-(2-(2-chlorophenyl)but-1-en-1-yl)-4-((3-(trifluoromethyl)phenyl)sulfonyl)-3,4-dihydro-2*H*-benzo[*b*][1,4]oxazin-2-yl)propanoate



10

[000424] A stirred mixture of (*E*)-2-(2-(2-chlorophenyl)but-1-en-1-yl)-4,4,5,5-tetramethyl-1,3,2-dioxaborolane (180 mg, 0.62 mmol), (*S*)-methyl 3-(6-bromo-4-((3-(trifluoromethyl)phenyl)sulfonyl)-3,4-dihydro-2*H*-benzo[*b*][1,4]oxazin-2-yl)propanoate (200 mg, 0.39 mmol), tetrakis(triphenylphosphine)palladium(0) (23 mg, 0.02 mmol), sodium carbonate (127 mg, 1.20 mmol), toluene (10 mL), methanol (2 mL), and water (2 mL) was stirred for three hours at 80 °C. The mixture was concentrated and the residue was purified by MPLC eluting with a gradient of 40-50% ethyl acetate in hexanes to afford methyl (*S,E*)-3-(6-(2-(2-chlorophenyl)but-1-en-1-yl)-4-((3-(trifluoromethyl)phenyl)sulfonyl)-3,4-dihydro-2*H*-benzo[*b*][1,4]oxazin-2-yl)propanoate (170 mg, 73%). ¹H-NMR (400 MHz, CD₃OD) δ 7.99 (m, 2H), 7.93 (s, 1H), 7.86-7.80 (m, 2H), 7.44 (dt, *J* = 7.2 Hz, 1.2 Hz, 1H), 7.34-7.30 (m, 3H), 7.08 (dd, *J* = 8.4 Hz, 2.0 Hz, 1H), 6.84 (d, *J* = 8.4 Hz, 1H), 6.32 (s, 1H), 4.43 (dd, *J* = 14.4 Hz, 2.4 Hz, 1H), 3.67 (s, 3H), 3.34-3.33 (m, 1H), 3.27 (dd, *J* = 14.4 Hz, 2.4 Hz, 1H), 2.76-2.72 (m, 2H), 2.49-2.45 (m, 2H), 1.81 (m, 2H), 1.0 (t, *J* = 7.6 Hz, 3H). (ES, *m/z*): (M+H)⁺ 616.

20

EXAMPLE 36 – Preparation of Additional Alkenes From Aryl Alkynes with Tribromoborane

[000425] Compounds in Table 9 were prepared based on experimental procedures described in Examples 29, 34, and 35 and the detailed description.

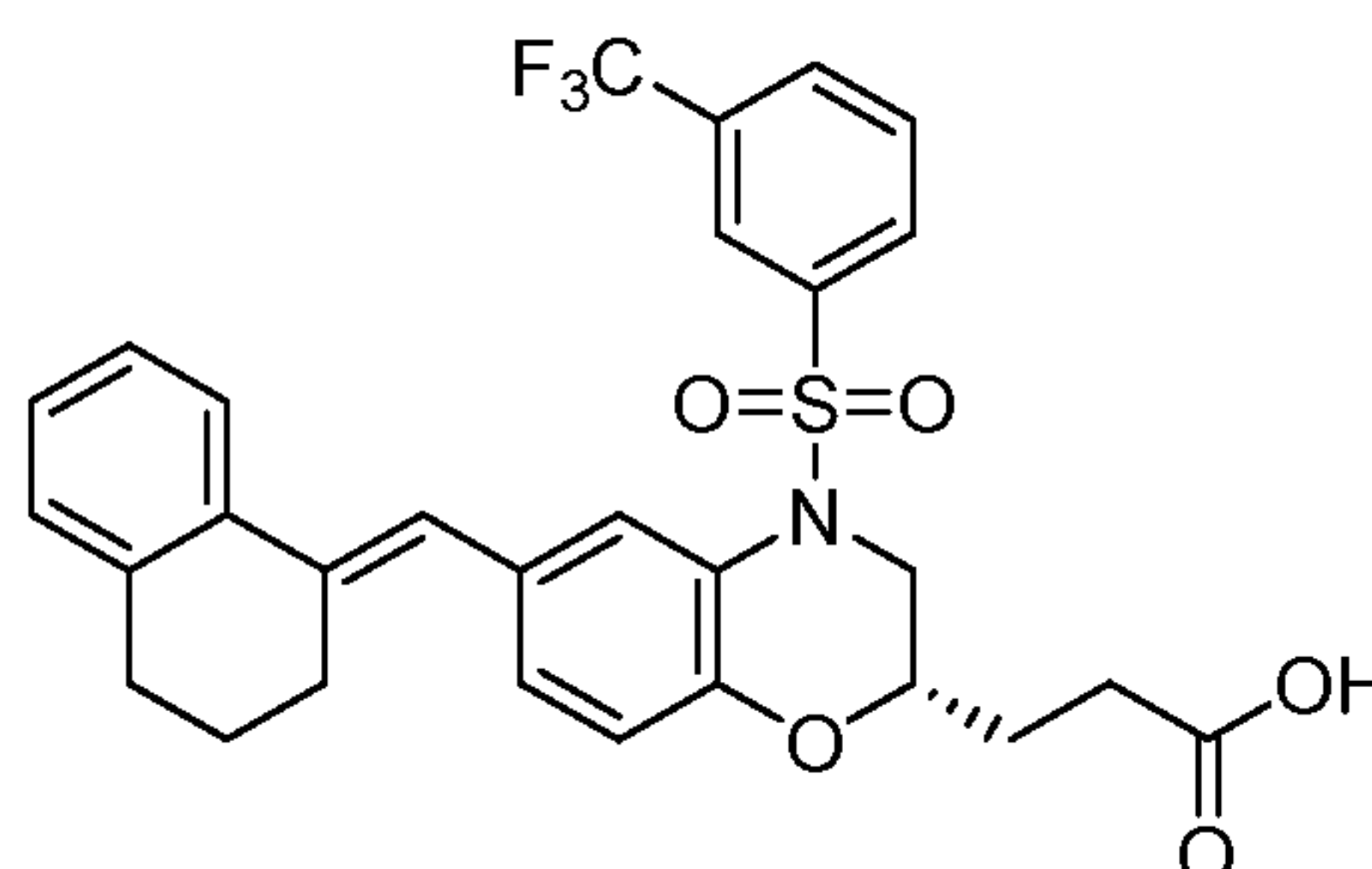
5

TABLE 9

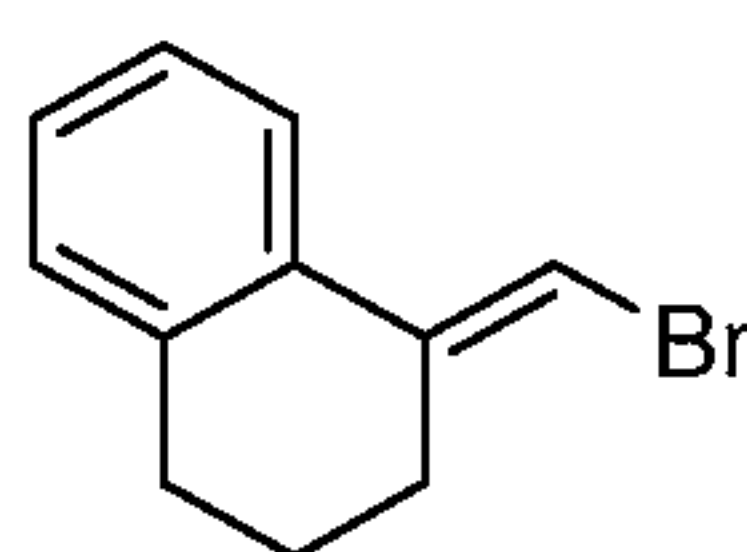
No.	Structure	Name	Observed m/z
36A		(<i>S,E</i>)-3-(6-(2-(2-chlorophenyl)but-1-en-1-yl)-4-((3-(trifluoromethyl)phenyl)sulfonyl)-3,4-dihydro-2 <i>H</i> -benzo[<i>b</i>][1,4]oxazin-2-yl)propanoic acid	580 (M+H) ⁺
36B		methyl (<i>S,E</i>)-3-(6-(2-phenylbut-1-en-1-yl)-4-((3-(trifluoromethyl)phenyl)sulfonyl)-3,4-dihydro-2 <i>H</i> -benzo[<i>b</i>][1,4]oxazin-2-yl)propanoate	560 (M+H) ⁺
36C		(<i>S,E</i>)-3-(6-(2-phenylbut-1-en-1-yl)-4-((3-(trifluoromethyl)phenyl)sulfonyl)-3,4-dihydro-2 <i>H</i> -benzo[<i>b</i>][1,4]oxazin-2-yl)propanoic acid	546 (M+H) ⁺

- 206 -

EXAMPLE 37 – Synthesis of (*S,E*)-3-(6-((3,4-Dihydronaphthalen-1(2*H*)-ylidene)methyl)-4-((3-(trifluoromethyl)phenyl)sulfonyl)-3,4-dihydro-2*H*-benzo[*b*][1,4]oxazin-2-yl)propanoic acid



5 **Part I – Synthesis of (*E*)-1-(Bromomethylene)-1,2,3,4-tetrahydronaphthalene**

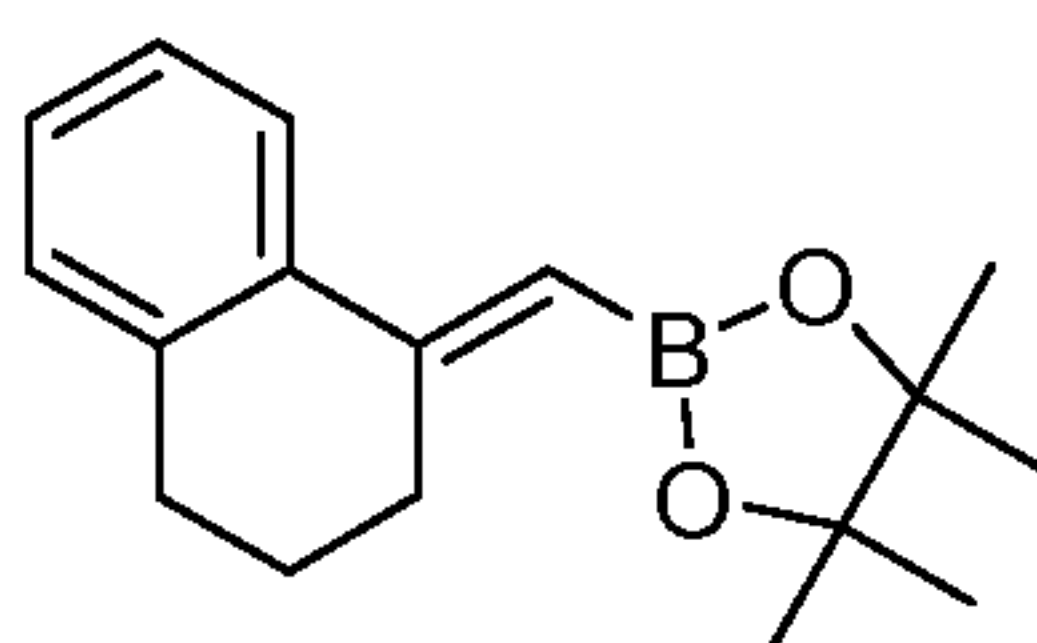


[000426] A solution of 1,2,3,4-tetrahydronaphthalen-1-one (2 g, 13.68 mmol) in dichloromethane (15 mL) was added to a solution of titanium tetrachloride (0.9 g, 10.9 mmol) and magnesium turnings (3.2 g, 137 mmol) in dichloromethane (50 mL) at $-78\text{ }^{\circ}\text{C}$. A solution of bromoform (3.9 mL, 44.8 mmol) in ethylene glycol dimethyl ether (20 mL) at $-78\text{ }^{\circ}\text{C}$ was then added and the reaction mixture was slowly warmed to $0\text{ }^{\circ}\text{C}$ during a period of two hours. Saturated potassium carbonate was added and the mixture was filtered. The filtrate was extracted twice with dichloromethane and the combined organic layers were dried (Na_2SO_4) and concentrated. The residue was purified via MPLC eluting with petroleum ether to afford

10 of bromoform (3.9 mL, 44.8 mmol) in ethylene glycol dimethyl ether (20 mL) at $-78\text{ }^{\circ}\text{C}$ was then added and the reaction mixture was slowly warmed to $0\text{ }^{\circ}\text{C}$ during a period of two hours. Saturated potassium carbonate was added and the mixture was filtered. The filtrate was extracted twice with dichloromethane and the combined organic layers were dried (Na_2SO_4) and concentrated. The residue was purified via MPLC eluting with petroleum ether to afford

15 (*E*)-1-(bromomethylene)-1,2,3,4-tetrahydronaphthalene (600 mg, 20%) as a colorless oil.

Part II – Synthesis of (*E*)-2-((3,4-Dihydronaphthalen-1(2*H*)-ylidene)methyl)-4,4,5,5-tetramethyl-1,3,2-dioxaborolane



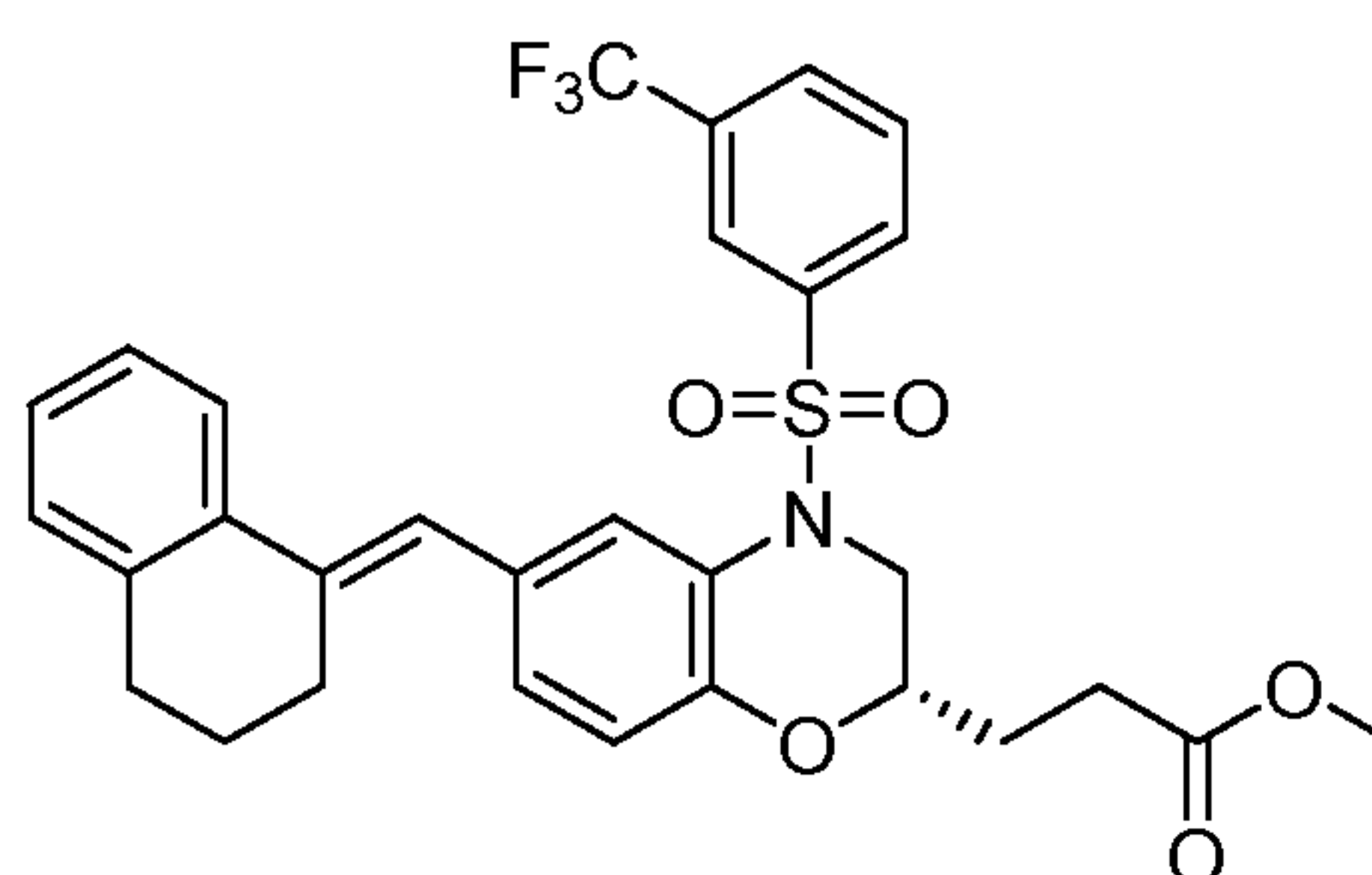
[000427] A mixture of (*E*)-1-(bromomethylene)-1,2,3,4-tetrahydronaphthalene (500 mg, 2.24 mmol), 4,4,5,5-tetramethyl-2-(tetramethyl-1,3,2-dioxaborolan-2-yl)-1,3,2-dioxaborolane (858 mg, 3.38 mmol), potassium acetate (662 mg, 6.75 mmol), tetrakis(triphenylphosphine)-

20

- 207 -

palladium(0) (260 mg, 0.22 mmol), toluene (20 mL), ethanol (10 mL) and water (5 mL) was stirred for two hours at 90 °C. The resulting mixture was cooled and concentrated. The residue was purified via MPLC eluting with 1% ethyl acetate in petroleum ether to afford (*E*)-2-((3,4-dihydronaphthalen-1(2*H*)-ylidene)methyl)-4,4,5,5-tetramethyl-1,3,2-dioxaborolane (200 mg, 33%) as a colorless oil.

Part III – Synthesis of Methyl (*S,E*)-3-(6-((3,4-dihydronaphthalen-1(2*H*)-ylidene)methyl)-4-((3-(trifluoromethyl)phenyl)sulfonyl)-3,4-dihydro-2*H*-benzo[*b*][1,4]oxazin-2-yl)propanoate

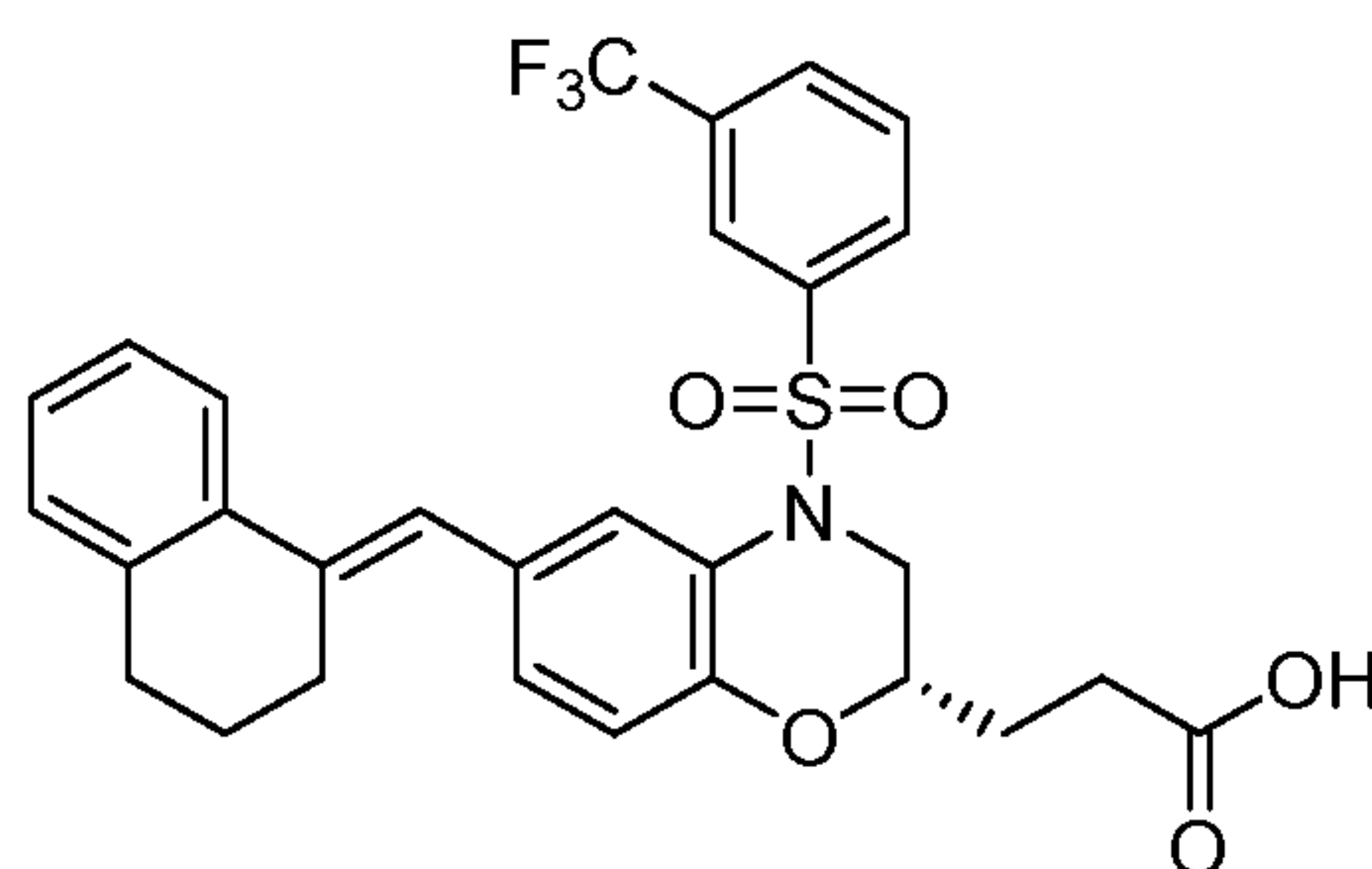


10 [000428] A mixture of (*S*)-methyl 3-(6-bromo-4-((3-(trifluoromethyl)phenyl)sulfonyl)-3,4-dihydro-2*H*-benzo[*b*][1,4]oxazin-2-yl)propanoate (200 mg, 0.39 mmol), (*E*)-2-((3,4-dihydronaphthalen-1(2*H*)-ylidene)methyl)-4,4,5,5-tetramethyl-1,3,2-dioxaborolane (117 mg, 0.43 mmol), potassium acetate (116 mg, 1.18 mmol), tetrakis(triphenylphosphine)palladium(0) (46 mg, 0.04 mmol), toluene (4 mL), ethanol (2 mL), and water (1 mL) was stirred for two

15 hours at 90 °C. The mixture was concentrated and the residue was purified via MPLC eluting with 20% ethyl acetate in petroleum ether to afford methyl (*S,E*)-3-(6-((3,4-dihydronaphthalen-1(2*H*)-ylidene)methyl)-4-((3-(trifluoromethyl)phenyl)sulfonyl)-3,4-dihydro-2*H*-benzo[*b*][1,4]oxazin-2-yl)propanoate (100 mg, 44%) as a colorless oil.

- 208 -

Part IV – Synthesis of (*S,E*)-3-(6-((3,4-Dihydronaphthalen-1(2*H*)-ylidene)methyl)-4-((3-(trifluoromethyl)phenyl)sulfonyl)-3,4-dihydro-2*H*-benzo[*b*][1,4]oxazin-2-yl)propanoic acid



- 5 **[000429]** A mixture of methyl (*S,E*)-3-(6-((3,4-dihydronaphthalen-1(2*H*)-ylidene)methyl)-4-((3-(trifluoromethyl)phenyl)sulfonyl)-3,4-dihydro-2*H*-benzo[*b*][1,4]oxazin-2-yl)propanoate (120 mg, 0.21 mmol), methanol (3 mL), water (1 mL), and lithium hydroxide (101 mg, 4.22 mmol) was stirred for two hours at room temperature. The pH value of the solution was adjusted to 5 with 1M HCl. The mixture was extracted twice with ethyl acetate. The combined
- 10 organic layers were dried (Na₂SO₄) and concentrated. The residue was purified by Prep-HPLC eluting with a gradient of 65-78% acetonitrile in water with 0.05% trifluoroacetic acid to afford (*S,E*)-3-(6-((3,4-dihydronaphthalen-1(2*H*)-ylidene)methyl)-4-((3-(trifluoromethyl)phenyl)sulfonyl)-3,4-dihydro-2*H*-benzo[*b*][1,4]oxazin-2-yl)propanoic acid (10.4 mg, 9%) as a colorless solid. ¹H-NMR (300 MHz, CD₃OD) δ 7.96 (s, 1H), 7.87-7.79 (m, 3H), 7.70-7.64 (m, 1H), 7.62-7.60 (m, 1H), 7.26-7.19 (m, 1H), 7.17-7.08 (m, 2H), 6.96 (s, 1H), 6.82-6.79 (d, *J* = 8.4 Hz, 1H), 4.36-4.31 (m, 1H), 3.56-3.53 (m, 1H), 3.29-3.20 (m, 1H), 2.86-2.71 (m, 4H), 2.57-2.46 (m, 2H), 1.98-1.77 (m, 4H). (ES, *m/z*): (M+H)⁺ 558.
- 15

EXAMPLE 38 – Preparation of Additional Alkenes

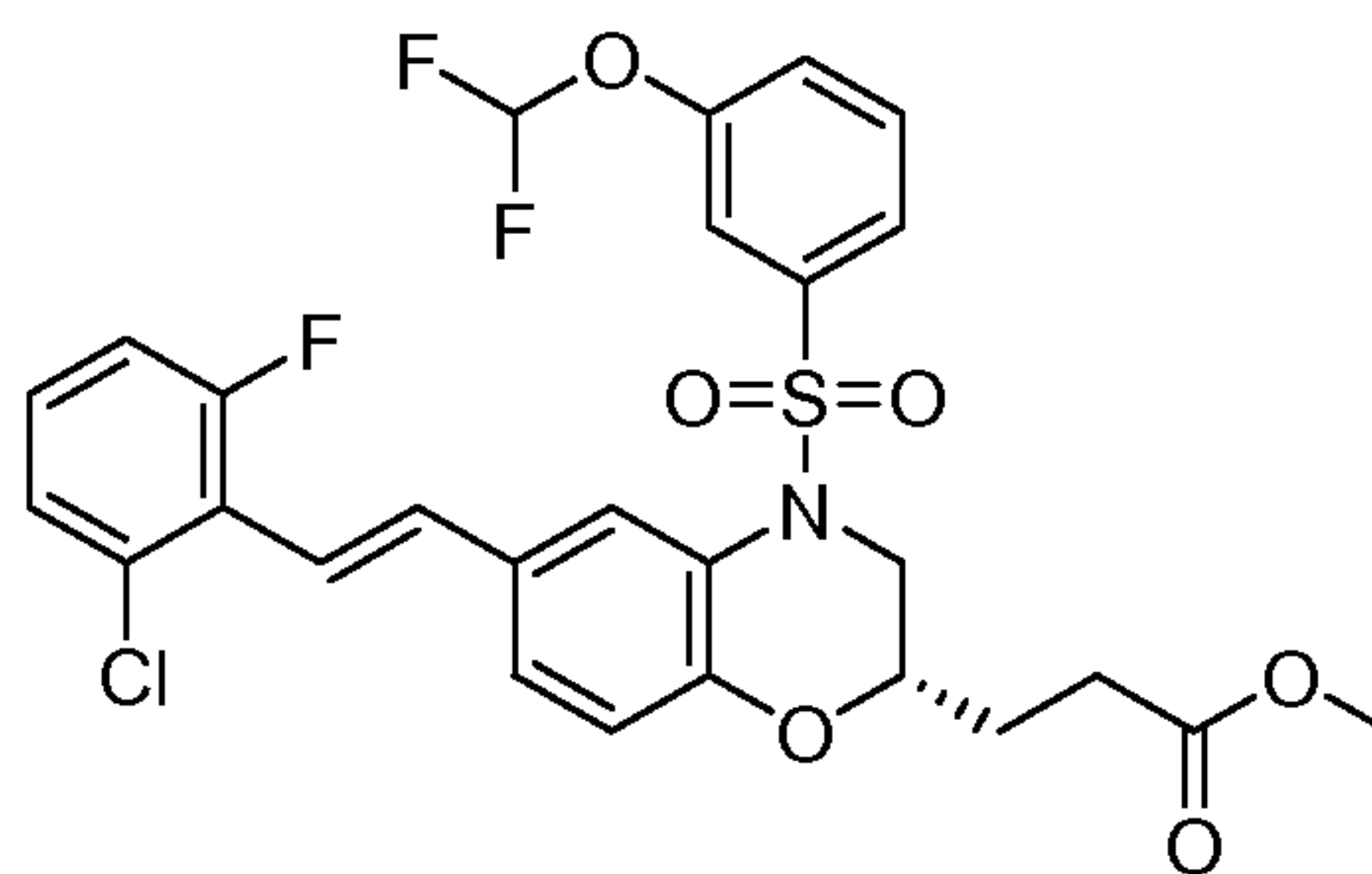
- [000430]** Compounds in Table 10 were prepared based on experimental procedures described in Examples 29 and 37 and the detailed description.
- 20

- 209 -

TABLE 10

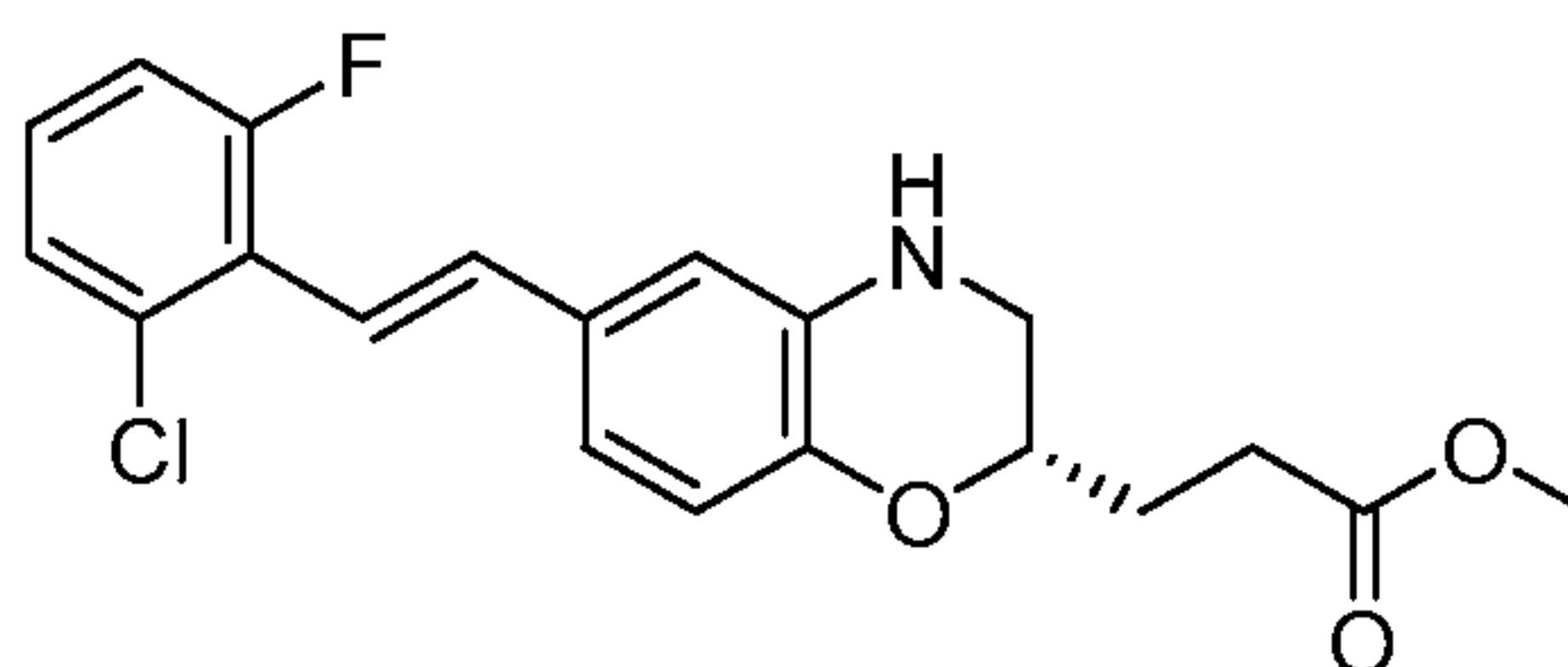
No.	Structure	Name	Observed m/z
38A		methyl (<i>S,E</i>)-3-(6-(chroman-4-ylidenemethyl)-4-((3-(trifluoromethyl)phenyl)sulfonyl)-3,4-dihydro-2 <i>H</i> -benzo[<i>b</i>][1,4]oxazin-2-yl)propanoate	574 (M+H) ⁺
38B		(<i>S,E</i>)-3-(6-(chroman-4-ylidene-methyl)-4-((3-(trifluoromethyl)-phenyl)sulfonyl)-3,4-dihydro-2 <i>H</i> -benzo[<i>b</i>][1,4]oxazin-2-yl)propanoic acid	560 (M+H) ⁺
38C		(<i>S,E</i>)-3-(6-((2,3-dihydro-1 <i>H</i> -inden-1-ylidene)methyl)-4-((3-(trifluoromethyl)phenyl)sulfonyl)-3,4-dihydro-2 <i>H</i> -benzo[<i>b</i>][1,4]-oxazin-2-yl)propanoic acid	544 (M+H) ⁺

EXAMPLE 39 – Synthesis of Methyl (*S,E*)-3-(6-(2-chloro-6-fluorostyryl)-4-((3-(difluoromethoxy)phenyl)sulfonyl)-3,4-dihydro-2*H*-benzo[*b*][1,4]oxazin-2-yl)propanoate



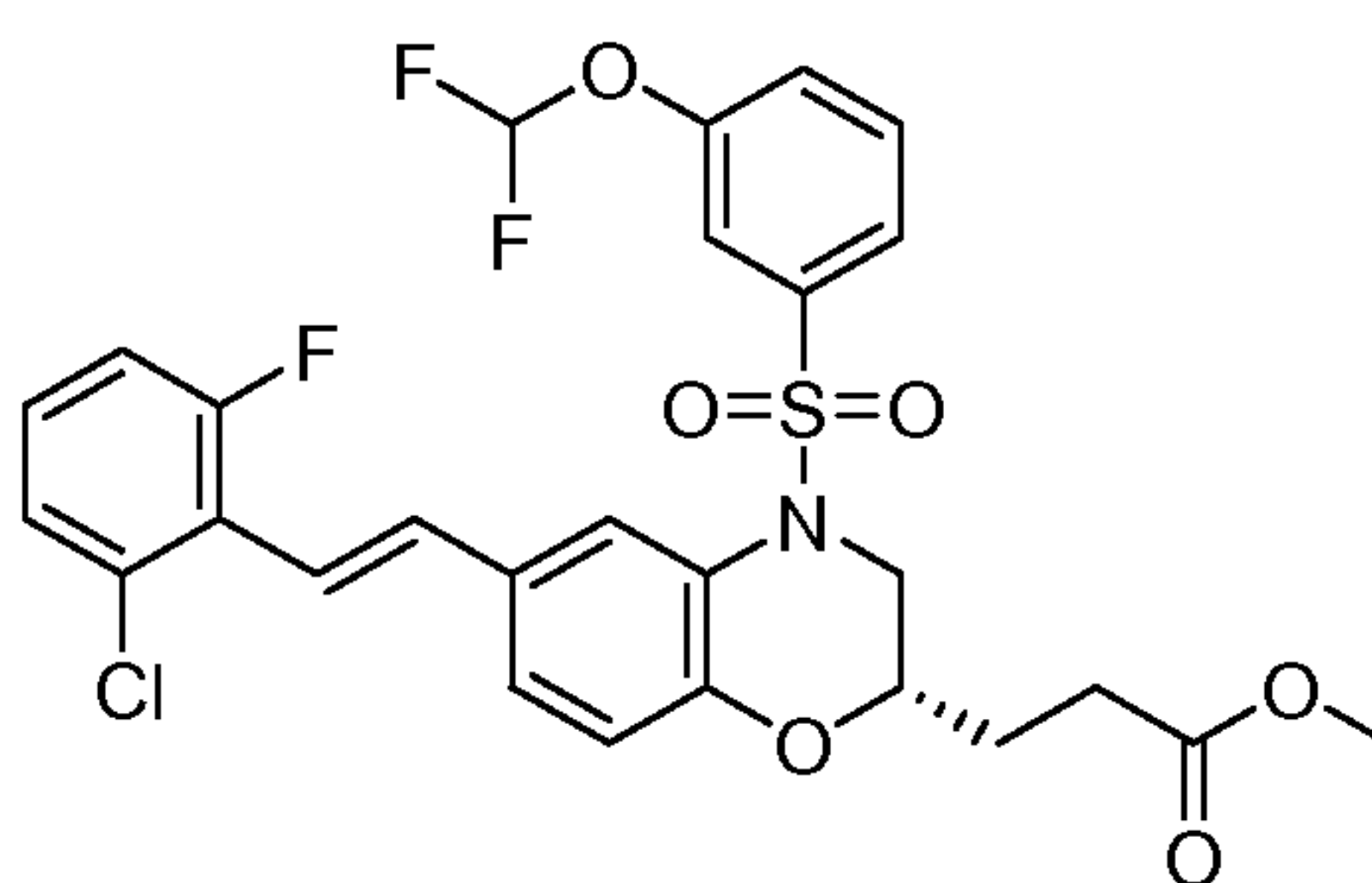
- 210 -

Part I – Synthesis of Methyl (*S,E*)-3-(6-(2-chloro-6-fluorostyryl)-3,4-dihydro-2*H*-benzo[*b*][1,4]oxazin-2-yl)propanoate



[000431] A mixture of methyl (*S*)-3-(6-bromo-3,4-dihydro-2*H*-benzo[*b*][1,4]oxazin-2-yl)propanoate (620 mg, 2.07 mmol), (*E*)-2-(2-chloro-6-fluorostyryl)-4,4,5,5-tetramethyl-1,3,2-dioxaborolane (877.3 mg, 3.27 mmol), ethanol (2.4 mL), water (8.5 mL), toluene (16.9 mL), sodium carbonate (1.80 g, 16.9 mmol), and tetrakis(triphenylphosphine)palladium(0) (288 mg, 0.25 mmol) was stirred overnight at 95 °C. The mixture was diluted with water and extracted three times with dichloromethane. The combined organic layers were dried (Na₂SO₄),
 10 concentrated, and the residue was purified by MPLC eluting with a gradient of 10-33% ethyl acetate in petroleum ether to afford methyl (*S,E*)-3-(6-(2-chloro-6-fluorostyryl)-3,4-dihydro-2*H*-benzo[*b*][1,4]oxazin-2-yl)propanoate (720 mg, 93%) as a yellow oil.

Part II – Synthesis of Methyl (*S,E*)-3-(6-(2-chloro-6-fluorostyryl)-4-((3-(difluoromethoxy)phenyl)sulfonyl)-3,4-dihydro-2*H*-benzo[*b*][1,4]oxazin-2-yl)propanoate



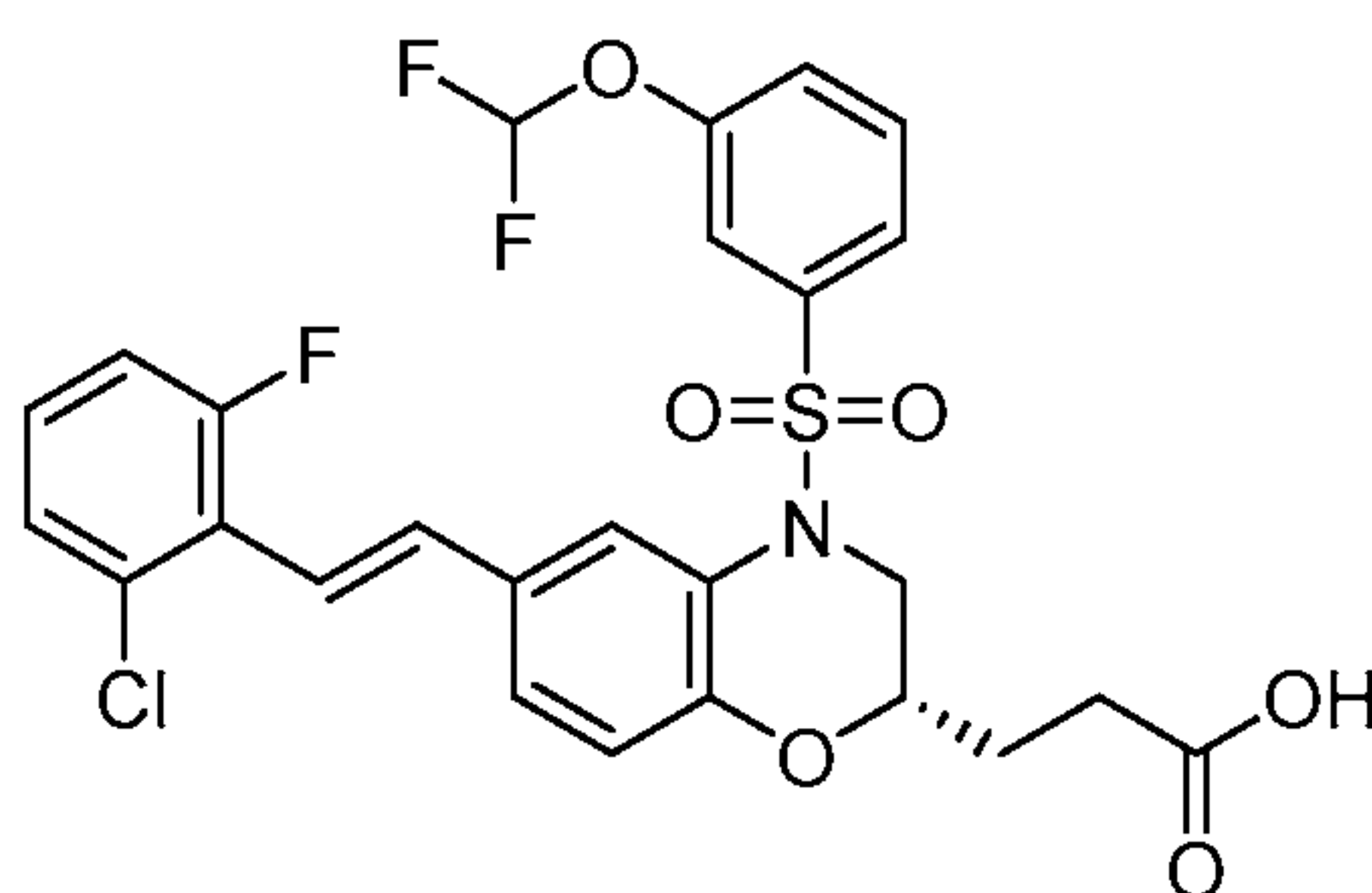
15

[000432] A solution of (*S,E*)-3-(6-(2-chloro-6-fluorostyryl)-3,4-dihydro-2*H*-benzo[*b*][1,4]oxazin-2-yl)propanoate (165 mg, 0.44 mmol), pyridine (0.18 mL, 2.2 mmol), 4-dimethylaminopyridine (26.8 mg, 0.22 mmol), 3-(difluoromethoxy)benzene-1-sulfonyl chloride (128 mg, 0.53 mmol) in dichloromethane (2.2 mL) was stirred overnight at room temperature.
 20 Brine was added, and the mixture was extracted three times with dichloromethane. The combined organic layers were dried (Na₂SO₄) and concentrated. The residue was purified by MPLC eluting with a gradient of 20-50% ethyl acetate in petroleum ether. The major UV component was concentrated and the residue was further purified by reverse phase HPLC

- 211 -

eluting with a gradient of 63-83% acetonitrile in water with 0.05% trifluoroacetic acid to afford methyl (*S,E*)-3-(6-(2-chloro-6-fluorostyryl)-4-((3-(difluoromethoxy)phenyl)sulfonyl)-3,4-dihydro-2*H*-benzo[*b*][1,4]oxazin-2-yl)propanoate (28.3 mg, 11%) as a colorless oil. ¹H-NMR (400 MHz, CDCl₃) δ 1.76-1.92 (m, 2H), 2.47 (dt, *J* = 1.8 Hz, 7.2 Hz, 2H), 3.19 (dd, *J* = 9.9 Hz, 14.4 Hz, 1H), 3.44-3.51 (m, 1H), 3.69 (s, 3H), 4.31 (dd, *J* = 2.1 Hz, 14.4 Hz, 1H), 6.56 (t, *J* = 72.9 Hz, 1H), 6.83 (d, *J* = 8.7 Hz, 1H), 7.02-7.27 (m, 4H), 7.32-7.37 (m, 3H), 7.45-7.51 (m, 3H), 7.98 (d, *J* = 1.8 Hz, 1H). (ES, *m/z*): (M+H)⁺ 582.

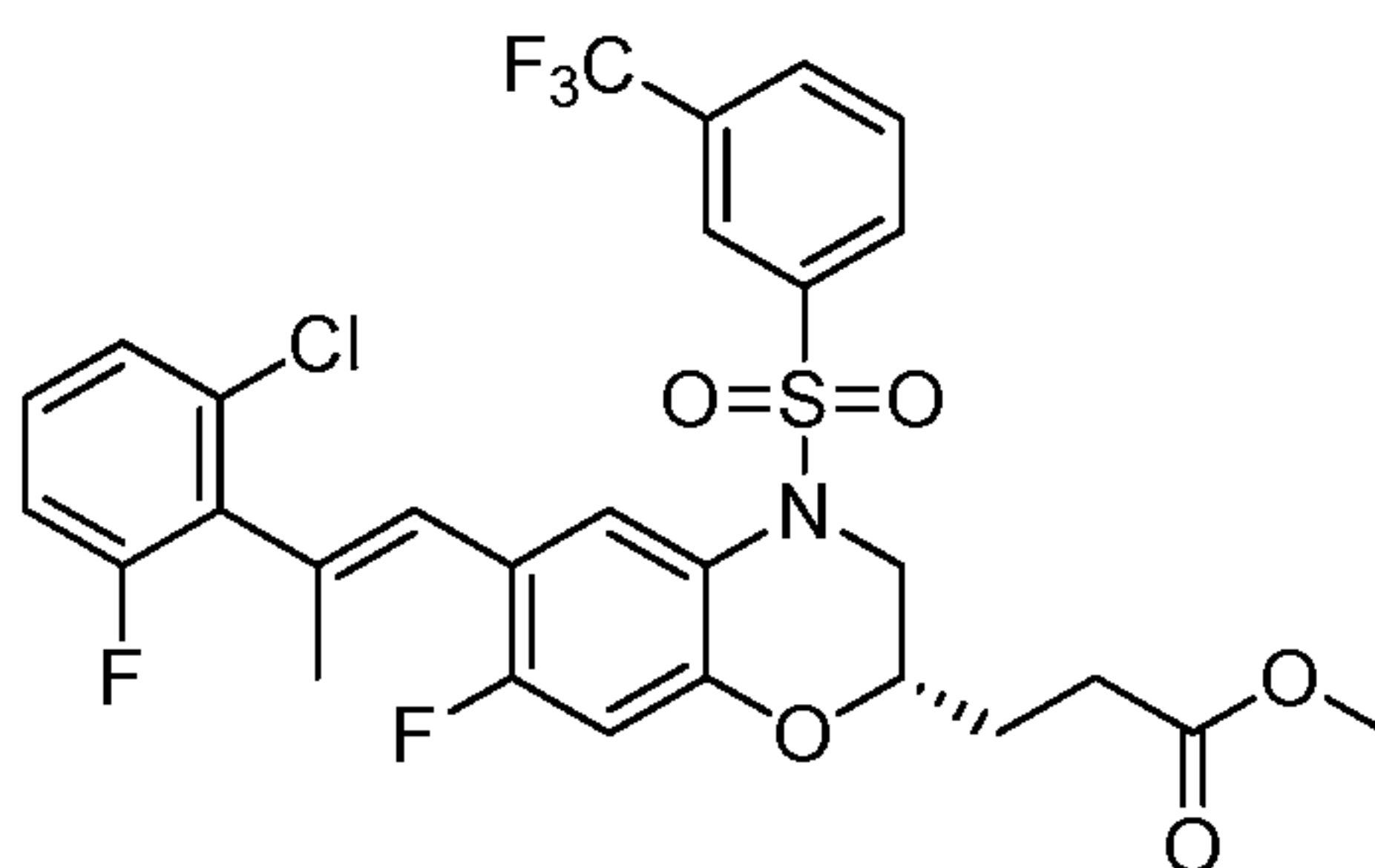
EXAMPLE 40 – Synthesis of (*S,E*)-3-(6-(2-Chloro-6-fluorostyryl)-4-((3-(difluoromethoxy)phenyl)sulfonyl)-3,4-dihydro-2*H*-benzo[*b*][1,4]oxazin-2-yl)propanoic acid



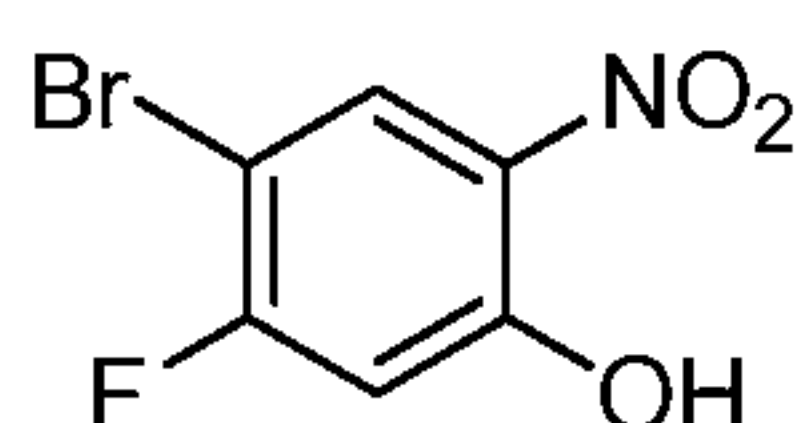
[000433] Based on the procedure in Example 34, (*S,E*)-3-(6-(2-chloro-6-fluorostyryl)-4-((3-(difluoromethoxy)phenyl)sulfonyl)-3,4-dihydro-2*H*-benzo[*b*][1,4]oxazin-2-yl)propanoic acid was prepared. ¹H-NMR (300 MHz, CDCl₃) δ 1.78-1.95 (m, 2H), 2.49-2.58 (m, 2H), 3.21 (d, *J* = 9.9 Hz, 14.4 Hz, 1H), 3.47-3.53 (m, 1H), 4.32 (dd, *J* = 2.4 Hz, 14.4 Hz, 1H), 6.50 (t, *J* = 72.6 Hz, 1H), 6.84 (d, *J* = 8.4 Hz, 1H), 7.02-7.25 (m, 4H), 7.27-7.38 (m, 3H), 7.45-7.53 (m, 3H), 7.98 (d, *J* = 1.8 Hz, 1H). (ES, *m/z*): (M+H)⁺ 568.

- 212 -

EXAMPLE 41 – Synthesis of (*S,E*)-Methyl 3-(6-(2-(2-chloro-6-fluorophenyl)prop-1-en-1-yl)-7-fluoro-4-((3-(trifluoromethyl)phenyl)sulfonyl)-3,4-dihydro-2*H*-benzo[*b*][1,4]oxazin-2-yl)propanoate

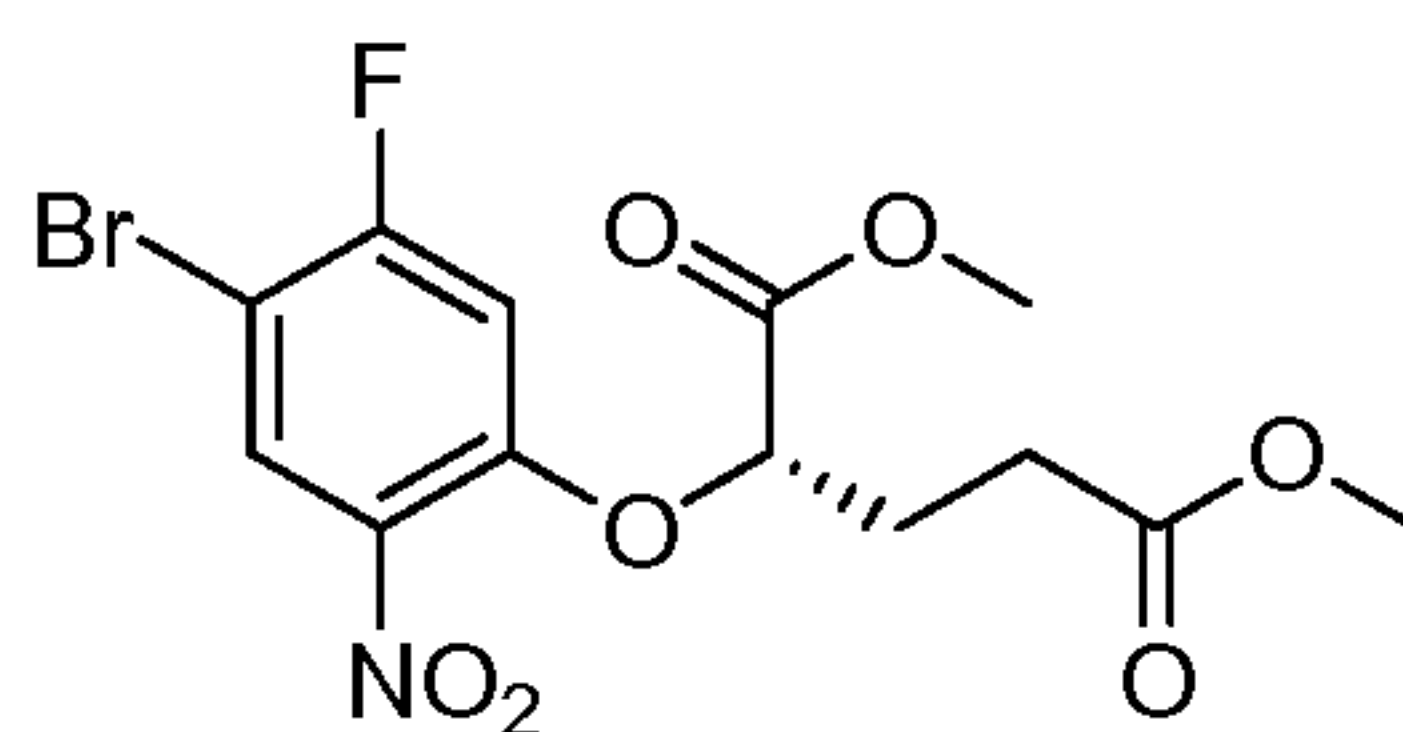


5 **Part I – Synthesis of 4-Bromo-5-fluoro-2-nitrophenol**



[000434] To a stirred mixture of 4-bromo-3-fluorophenol (10.23 g, 53.56 mmol), dichloromethane (108 mL), and sulfuric acid (6 mL, 107 mmol) at 0 °C was added 65% nitric acid (3.8 mL, 53.6 mmol). After one hour at 0 °C, the mixture was diluted with water. The resulting mixture was extracted three times with dichloromethane. The combined organic layers were concentrated, and the resulting residue was purified by MPLC eluting with a gradient of 10:1 to 2:1 hexane:ethyl acetate to afford 4-bromo-5-fluoro-2-nitrophenol (9.47 g, 75%) as a yellow solid.

15 **Part II – Synthesis of (*S*)-Dimethyl 2-(4-bromo-5-fluoro-2-nitrophenoxy)pentanedioate**

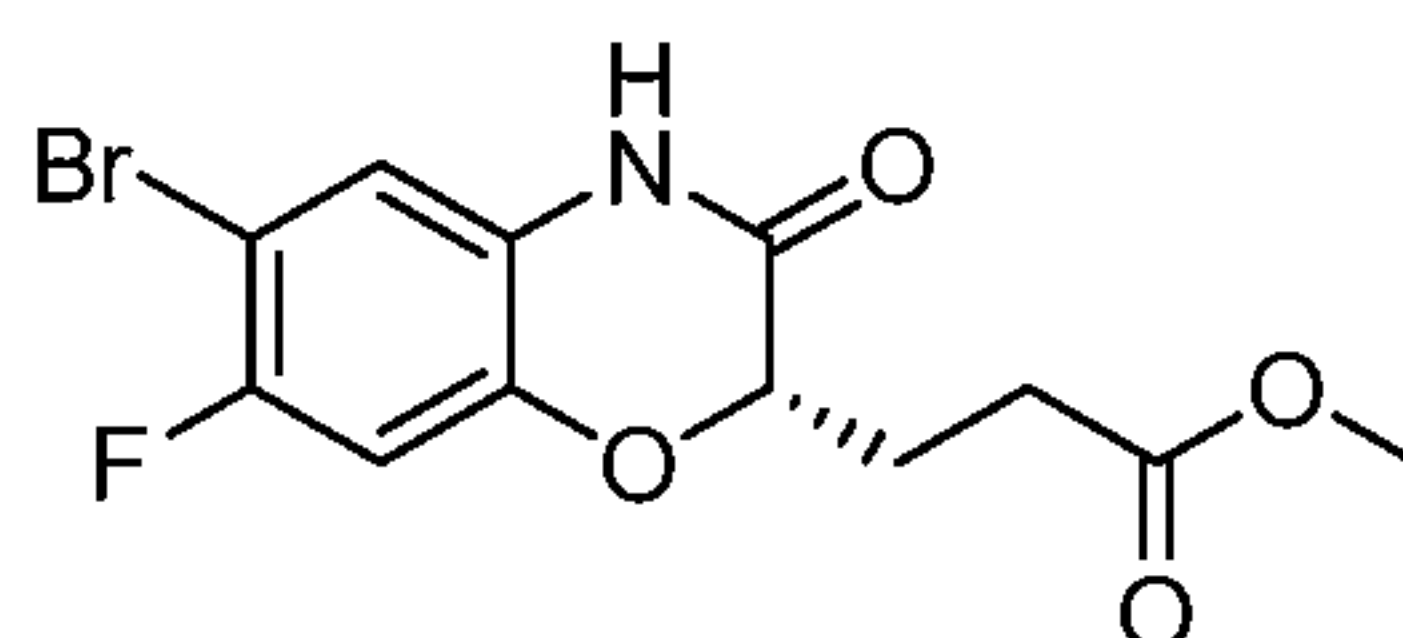


[000435] To a stirred solution of 1,5-dimethyl (2*R*)-2-hydroxypentanedioate (5.52 g, 31.33 mmol), 4-bromo-5-fluoro-2-nitrophenol (8.88 g, 37.63 mmol), dichloromethane (160 mL), and triphenyl phosphine (12.63 g, 48.15 mmol) at 0 °C was added dropwise diisopropyl azodicarboxylate (7.3 mL, 37.6 mmol). The resulting mixture was stirred overnight at room temperature and then diluted with saturated sodium bicarbonate (500 mL). The resulting mixture was extracted three times with dichloromethane. The organic layers were combined

- 213 -

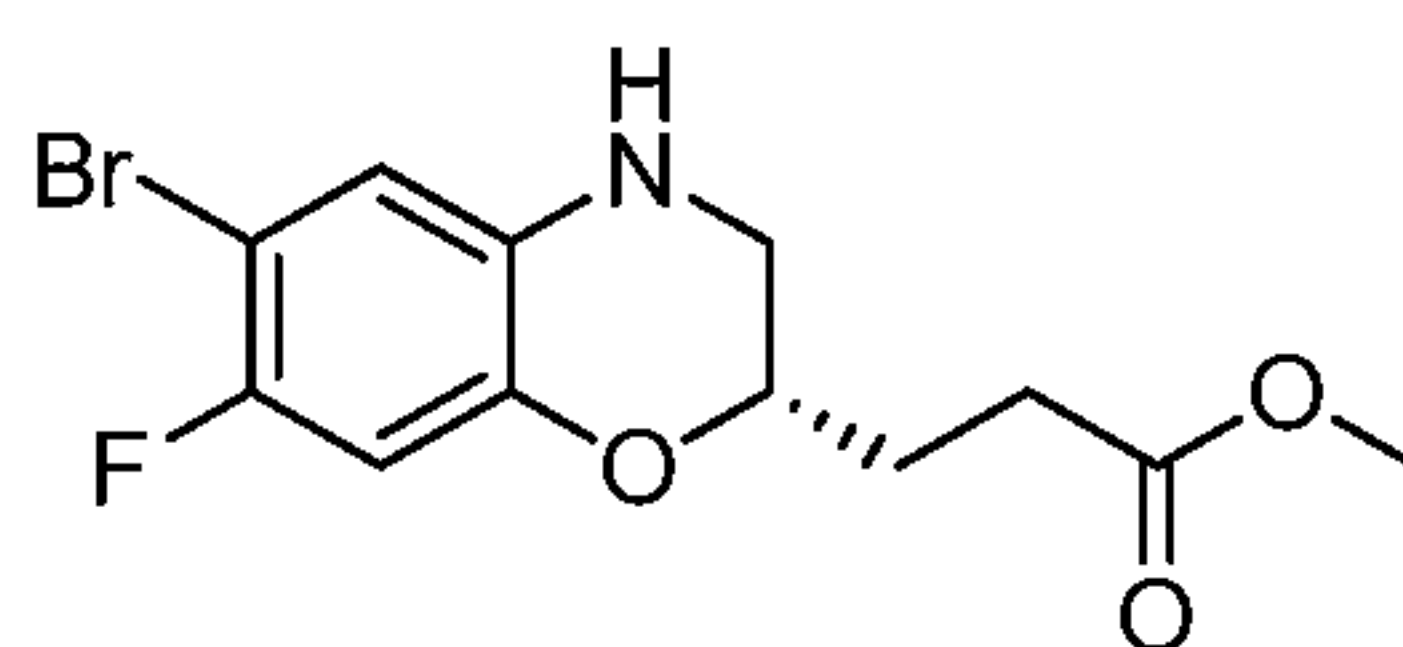
and concentrated. The resulting residue was purified by MPLC eluting with a gradient of 10-66% ethyl acetate in petroleum ether to afford (*S*)-dimethyl 2-(4-bromo-5-fluoro-2-nitrophenoxy)pentanedioate (18.86 g) as an oil.

Part III – Synthesis of (*S*)-Methyl 3-(6-bromo-7-fluoro-3-oxo-3,4-dihydro-2*H*-benzo[*b*][1,4]oxazin-2-yl)propanoate



[000436] A mixture of (*S*)-dimethyl 2-(4-bromo-5-fluoro-2-nitrophenoxy)pentanedioate (12 g, 30.45 mmol), acetic acid (100 mL), and iron powder (25.07 g, 0.448 mol) was stirred for one hour at 100 °C. The mixture was filtered, and the filtrate was concentrated. The resulting residue was diluted with saturated sodium bicarbonate, and extracted three times with dichloromethane. The combined organic layers were concentrated and the resulting residue was purified by MPLC eluting with a gradient of 20-50% ethyl acetate in petroleum ether to afford (*S*)-methyl 3-(6-bromo-7-fluoro-3-oxo-3,4-dihydro-2*H*-benzo[*b*][1,4]oxazin-2-yl)propanoate (14.74 g) as a yellow solid.

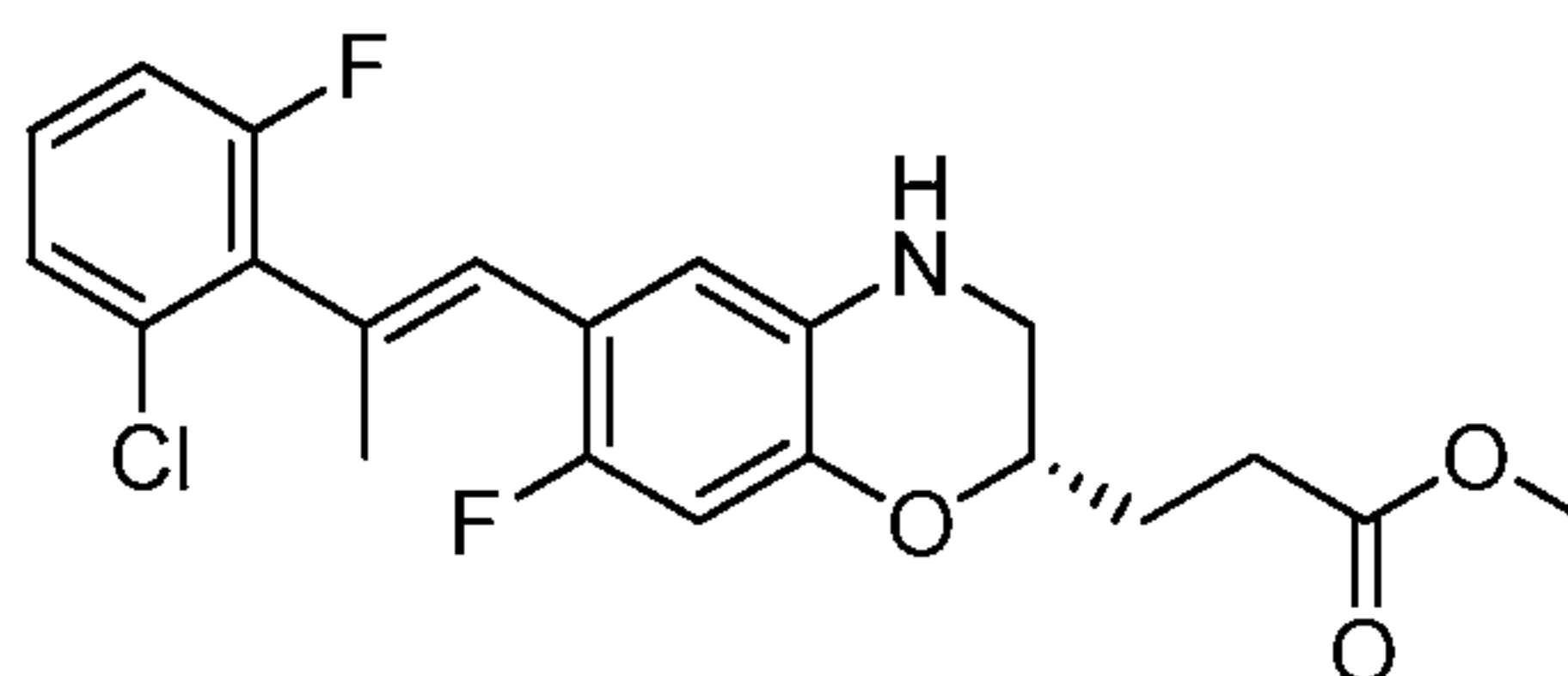
Part IV – Synthesis of (*S*)-Methyl 3-(6-bromo-7-fluoro-3,4-dihydro-2*H*-benzo[*b*][1,4]-oxazin-2-yl)propanoate



[000437] A 10M solution of borane dimethyl sulfide in THF (12.5 mL, 125 mmol) was added dropwise to a solution of (*S*)-methyl 3-(6-bromo-7-fluoro-3-oxo-3,4-dihydro-2*H*-benzo[*b*][1,4]oxazin-2-yl)propanoate (10.1 g, 30.4 mmol) in tetrahydrofuran (100 mL). The solution was stirred overnight at room temperature, and then quenched by the slow addition of methanol (100 mL). The resulting mixture was concentrated, diluted with saturated sodium bicarbonate, and extracted three times with ethyl acetate. The combined organic layers were concentrated, and the resulting residue was purified MPLC eluting with a gradient of 20-80% ethyl acetate in petroleum ether to afford (*S*)-methyl 3-(6-bromo-7-fluoro-3,4-dihydro-2*H*-benzo[*b*][1,4]-oxazin-2-yl)propanoate (9.09 g, 94%) as a pink solid.

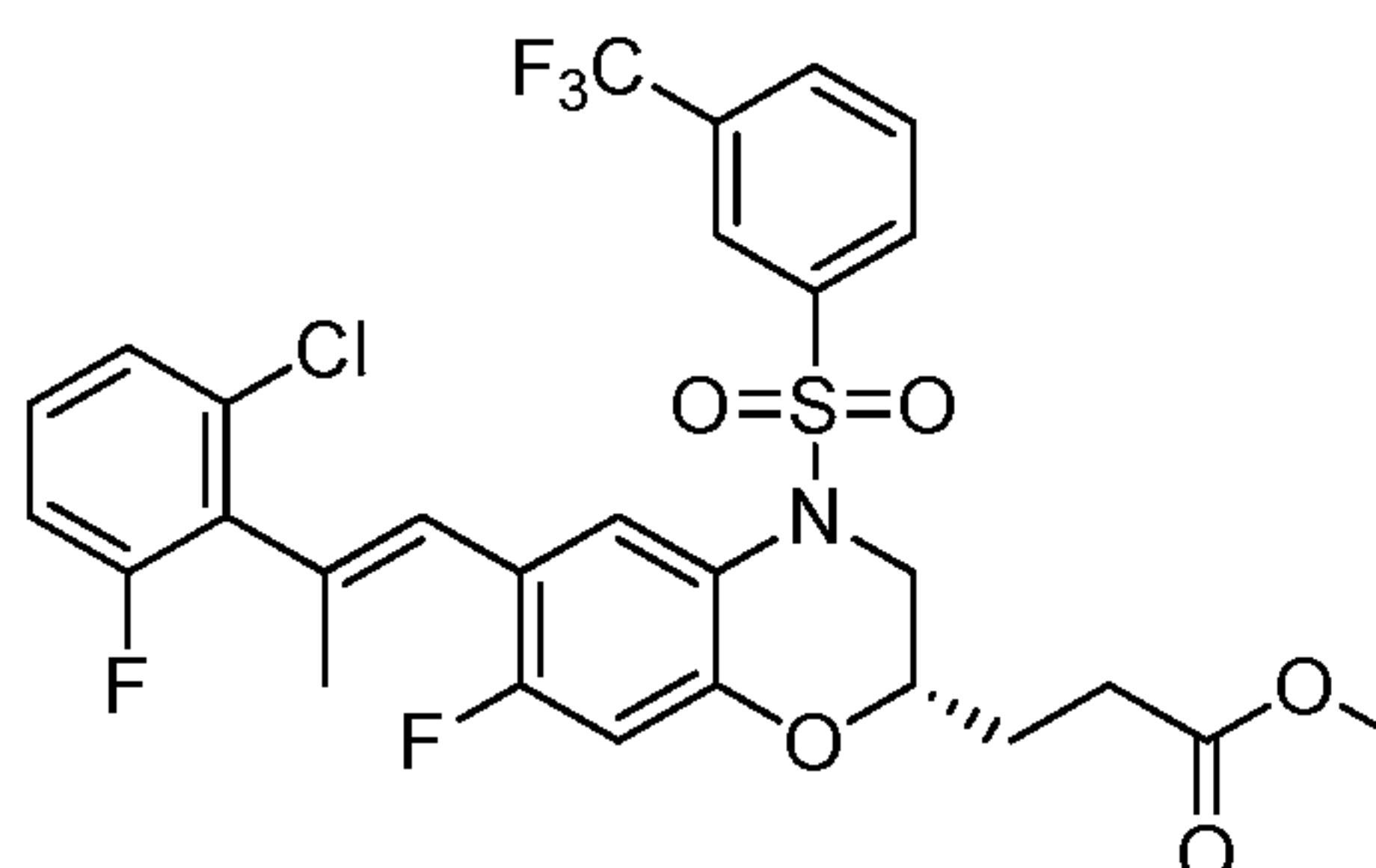
- 214 -

Part V – Synthesis of (*S,E*)-Methyl 3-(6-(2-(2-chloro-6-fluorophenyl)prop-1-en-1-yl)-7-fluoro-3,4-dihydro-2*H*-benzo[*b*][1,4]oxazin-2-yl)propanoate



[000438] A mixture of (*S*)-methyl 3-(6-bromo-7-fluoro-3,4-dihydro-2*H*-benzo[*b*][1,4]-oxazin-2-yl)propanoate (528 mg, 1.66 mmol), (*E*)-2-(2-(2-chloro-6-fluorophenyl)prop-1-en-1-yl)-4,4,5,5-tetramethyl-1,3,2-dioxaborolane (740 mg, 2.50 mmol), ethanol (1.9 mL), water (6.8 mL) and toluene (13.6 mL) was purged with nitrogen and maintained under an atmosphere of nitrogen. Sodium carbonate (1.44 g, 13.59 mmol) and tetrakis(triphenylphosphine)palladium(0) (231.4 mg, 0.20 mmol) were added and the stirred mixture was heated overnight at 95 °C, then cooled, and diluted with water. The resulting mixture was extracted three times with dichloromethane and the combined organic layers were concentrated. The resulting residue was purified by MPLC eluting with a gradient of 20-50% ethyl acetate in petroleum ether to afford (*S,E*)-methyl 3-(6-(2-(2-chloro-6-fluorophenyl)prop-1-en-1-yl)-7-fluoro-3,4-dihydro-2*H*-benzo[*b*][1,4]oxazin-2-yl)propanoate (1.16 g) as an oil.

Part VI – Synthesis of (*S,E*)-Methyl 3-(6-(2-(2-chloro-6-fluorophenyl)prop-1-en-1-yl)-7-fluoro-4-((3-(trifluoromethyl)phenyl)sulfonyl)-3,4-dihydro-2*H*-benzo[*b*][1,4]oxazin-2-yl)propanoate

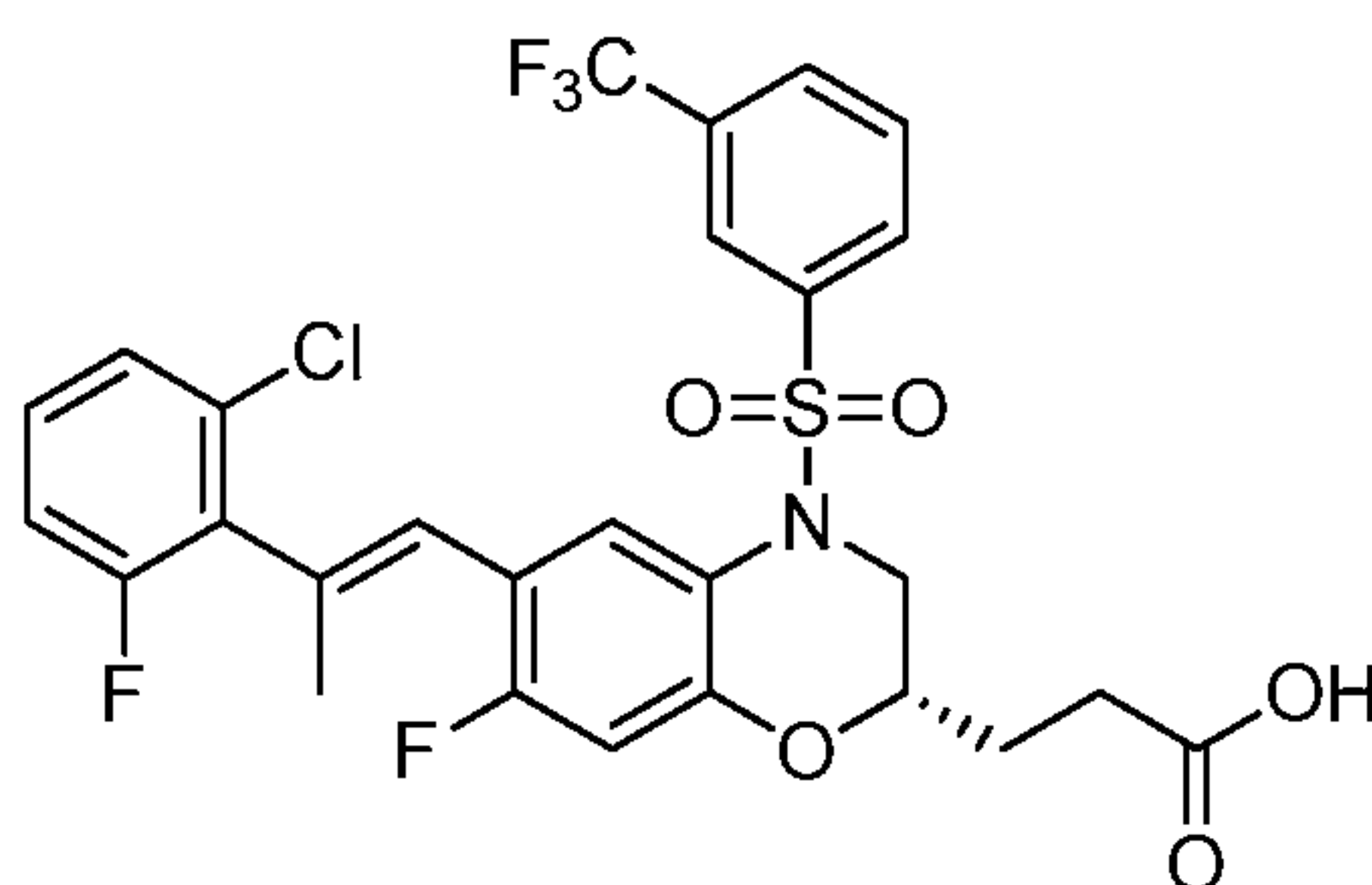


[000439] A mixture of (*S,E*)-methyl 3-(6-(2-(2-chloro-6-fluorophenyl)prop-1-en-1-yl)-7-fluoro-3,4-dihydro-2*H*-benzo[*b*][1,4]oxazin-2-yl)propanoate (163 mg, 0.40 mmol), dichloromethane (2 mL), pyridine (0.16 mL, 2 mmol), 4-dimethylaminopyridine (24.4 mg, 0.20 mmol), and 3-(trifluoromethyl)benzene-1-sulfonyl chloride (0.077 mL, 0.48 mmol) was stirred overnight at room temperature, and then diluted with brine. The resulting mixture was

- 215 -

extracted three times with dichloromethane and the combined organic layers were concentrated. The resulting residue was purified by MPLC eluting with a gradient of 20-50% ethyl acetate in petroleum ether to afford (*S,E*)-methyl 3-(6-(2-(2-chloro-6-fluorophenyl)prop-1-en-1-yl)-7-fluoro-4-((3-(trifluoromethyl)phenyl)sulfonyl)-3,4-dihydro-2*H*-benzo[*b*][1,4]oxazin-2-yl)propanoate (23.7 mg, 10%) as a colorless oil. ¹H-NMR (300 MHz, CD₃OD) δ 1.72-1.97 (m, 2H), 2.15 (s, 3H), 2.37-2.56 (m, 2H), 3.23-3.27 (m, 1H), 3.32-3.43 (m, 1H), 4.42 (dd, *J* = 2.1 Hz, 14.7 Hz, 1H), 6.35 (s, 1H), 6.65 (d, *J* = 10.8 Hz, 1H), 7.11-7.17 (m, 1H), 7.31-7.36 (m, 2H), 7.78-7.88 (m, 2H), 7.95-8.02 (m, 3H). (ES, *m/z*): (M+H)⁺ 616.

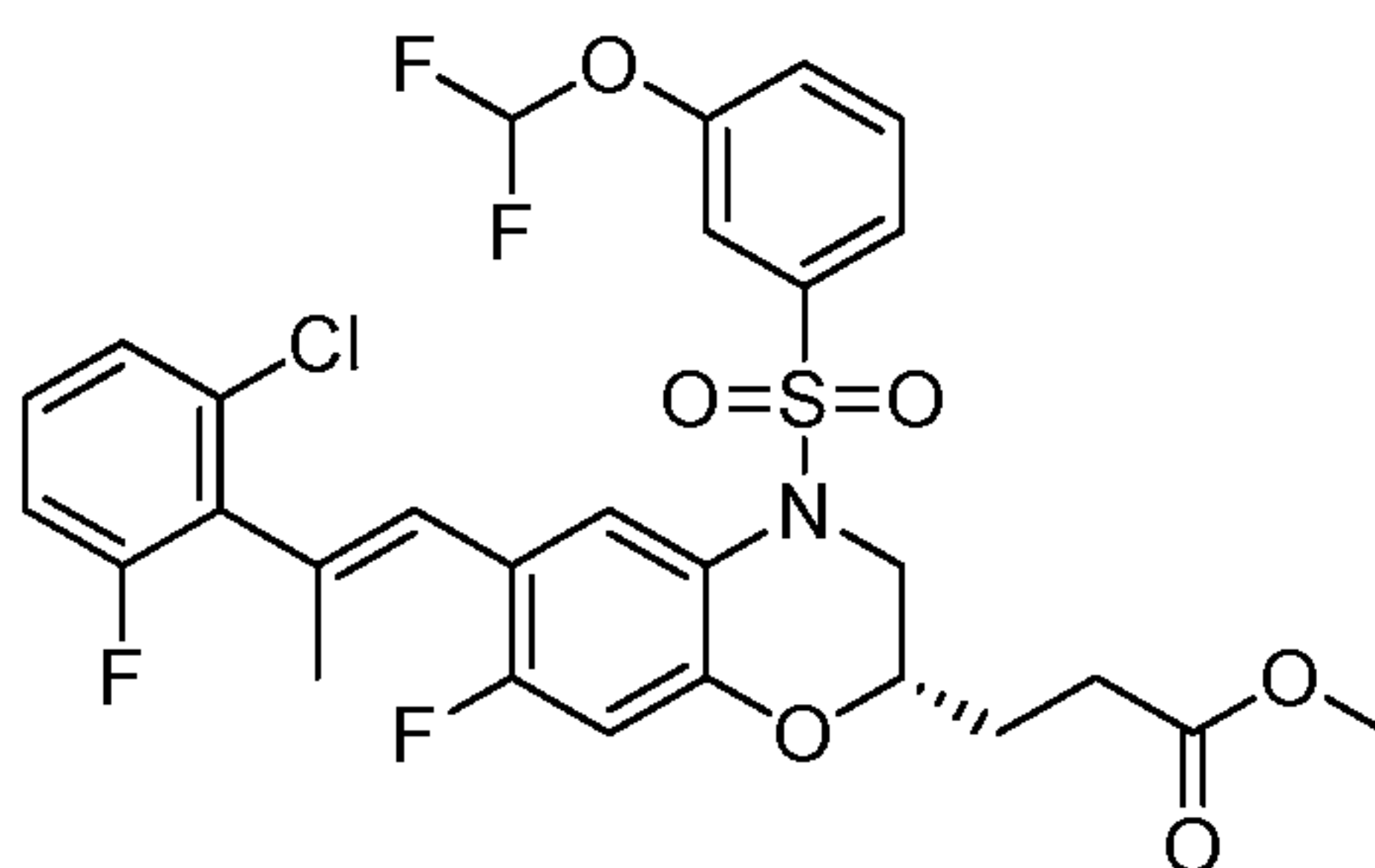
EXAMPLE 42 – Synthesis of (*S,E*)-3-(6-(2-(2-Chloro-6-fluorophenyl)prop-1-en-1-yl)-7-fluoro-4-((3-(trifluoromethyl)phenyl)sulfonyl)-3,4-dihydro-2*H*-benzo[*b*][1,4]oxazin-2-yl)propanoic acid



[000440] A mixture of (*S,E*)-methyl 3-(6-(2-(2-chloro-6-fluorophenyl)prop-1-en-1-yl)-7-fluoro-4-((3-(trifluoromethyl)phenyl)sulfonyl)-3,4-dihydro-2*H*-benzo[*b*][1,4]oxazin-2-yl)propanoate (86 mg, 0.14 mmol), tetrahydrofuran (1.2 mL), water (0.3 mL), and lithium hydroxide monohydrate (17.6 mg, 0.42 mmol) was stirred overnight at room temperature. The pH value of the mixture was adjusted to 1 with 1M hydrogen chloride. The resulting mixture was extracted three times with dichloromethane and the combined organic layers were concentrated. The resulting residue was purified by Prep-HPLC eluting with a gradient of 65-85% acetonitrile with 0.05% trifluoroacetic acid to afford (*S,E*)-3-(6-(2-(2-chloro-6-fluorophenyl)prop-1-en-1-yl)-7-fluoro-4-((3-(trifluoromethyl)phenyl)sulfonyl)-3,4-dihydro-2*H*-benzo[*b*][1,4]oxazin-2-yl)propanoic acid (34.3 mg, 41%) as a white solid. ¹H-NMR (300 MHz, CDCl₃) δ 1.77-1.96 (m, 2H), 2.17 (s, 3H), 2.49-2.55 (m, 2H), 3.21 (dd, *J* = 9.9 Hz, 14.4 Hz, 1H), 3.47-3.53 (m, 1H), 4.33 (dd, *J* = 2.4 Hz, 14.4 Hz, 1H), 6.40 (s, 1H), 6.58 (d, *J* = 10.5 Hz, 1H), 7.04 (dt, *J* = 2.4 Hz, 6.9 Hz, 1H), 7.16-7.23 (m, 2H), 7.65 (t, *J* = 7.8 Hz, 1H), 7.80-7.89 (m, 3H), 8.00 (s, 1H). (ES, *m/z*): (M+H)⁺ 602.

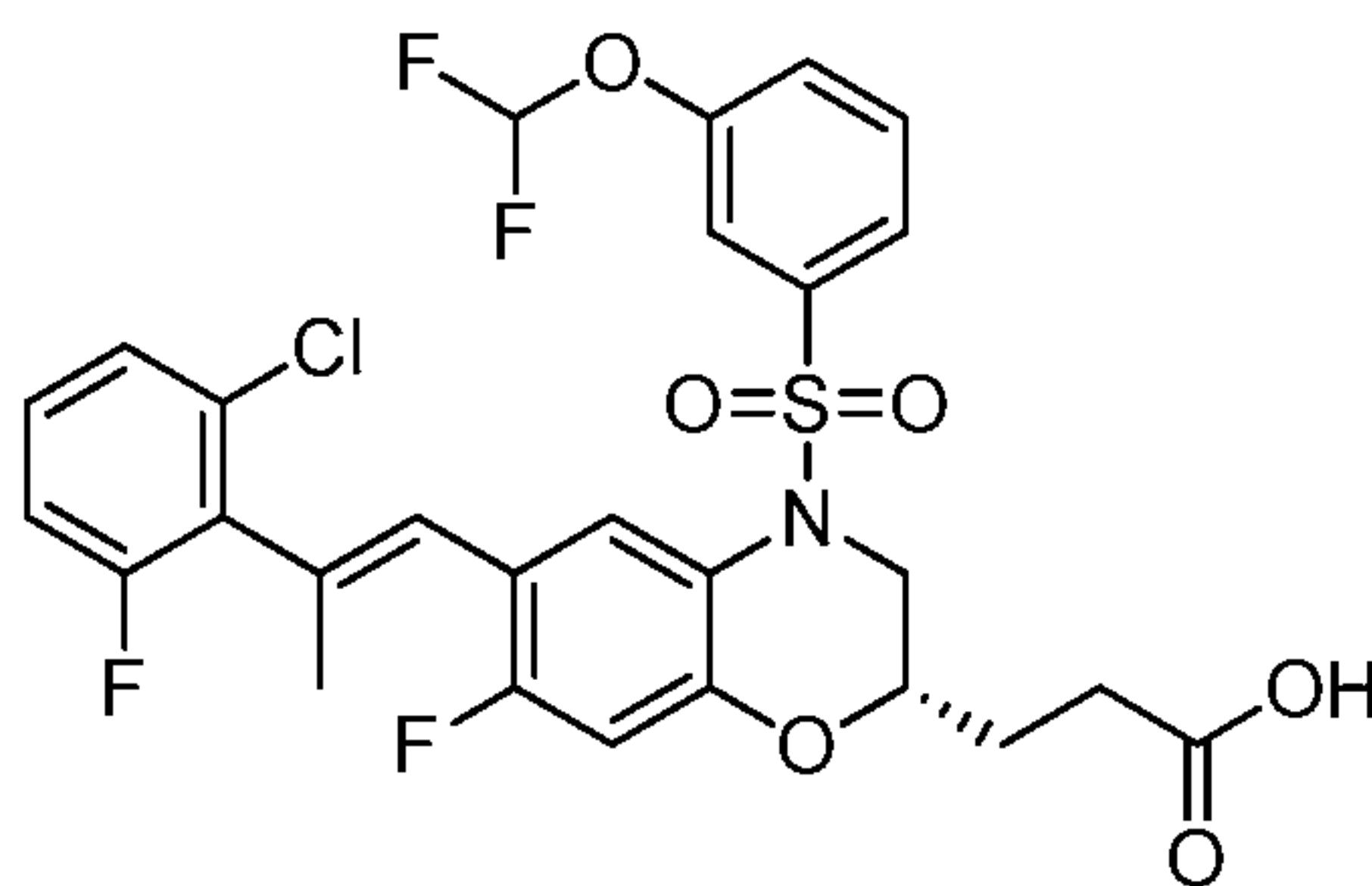
- 216 -

EXAMPLE 43 – Synthesis of (*S,E*)-Methyl 3-(6-(2-(2-chloro-6-fluorophenyl)prop-1-en-1-yl)-4-((3-(difluoromethoxy)phenyl)sulfonyl)-7-fluoro-3,4-dihydro-2*H*-benzo[*b*][1,4]oxazin-2-yl)propanoate



- 5 [000441] Based on the procedure in Example 41, (*S,E*)-methyl 3-(6-(2-(2-chloro-6-fluorophenyl)prop-1-en-1-yl)-4-((3-(difluoromethoxy)phenyl)sulfonyl)-7-fluoro-3,4-dihydro-2*H*-benzo[*b*][1,4]oxazin-2-yl)propanoate was prepared. ¹H-NMR (300 MHz, CDCl₃) δ 1.72-1.88 (m, 2H), 2.19 (s, 3H), 2.44 (dt, *J* = 2.1 Hz, 7.2 Hz, 2H), 3.15 (dd, *J* = 10.2 Hz, 14.7 Hz, 1H), 3.39-3.40 (m, 1H), 3.67 (s, 3H), 4.28 (dd, *J* = 2.4 Hz, 14.4 Hz, 1H), 6.41 (s, 1H), 6.56 (d, *J* = 10.5 Hz, 1H), 6.59 (t, *J* = 72.6 Hz, 1H), 7.00-7.06 (m, 1H), 7.19-7.25 (m, 2H), 7.35 (d, *J* = 7.5 Hz, 1H), 7.42-7.52 (m, 3H), 7.92 (d, *J* = 7.8 Hz, 1H). (ES, *m/z*): (M+H)⁺ 614.
- 10

EXAMPLE 44 – Synthesis of (*S,E*)-3-(6-(2-(2-Chloro-6-fluorophenyl)prop-1-en-1-yl)-4-((3-(difluoromethoxy)phenyl)sulfonyl)-7-fluoro-3,4-dihydro-2*H*-benzo[*b*][1,4]oxazin-2-yl)propanoic acid



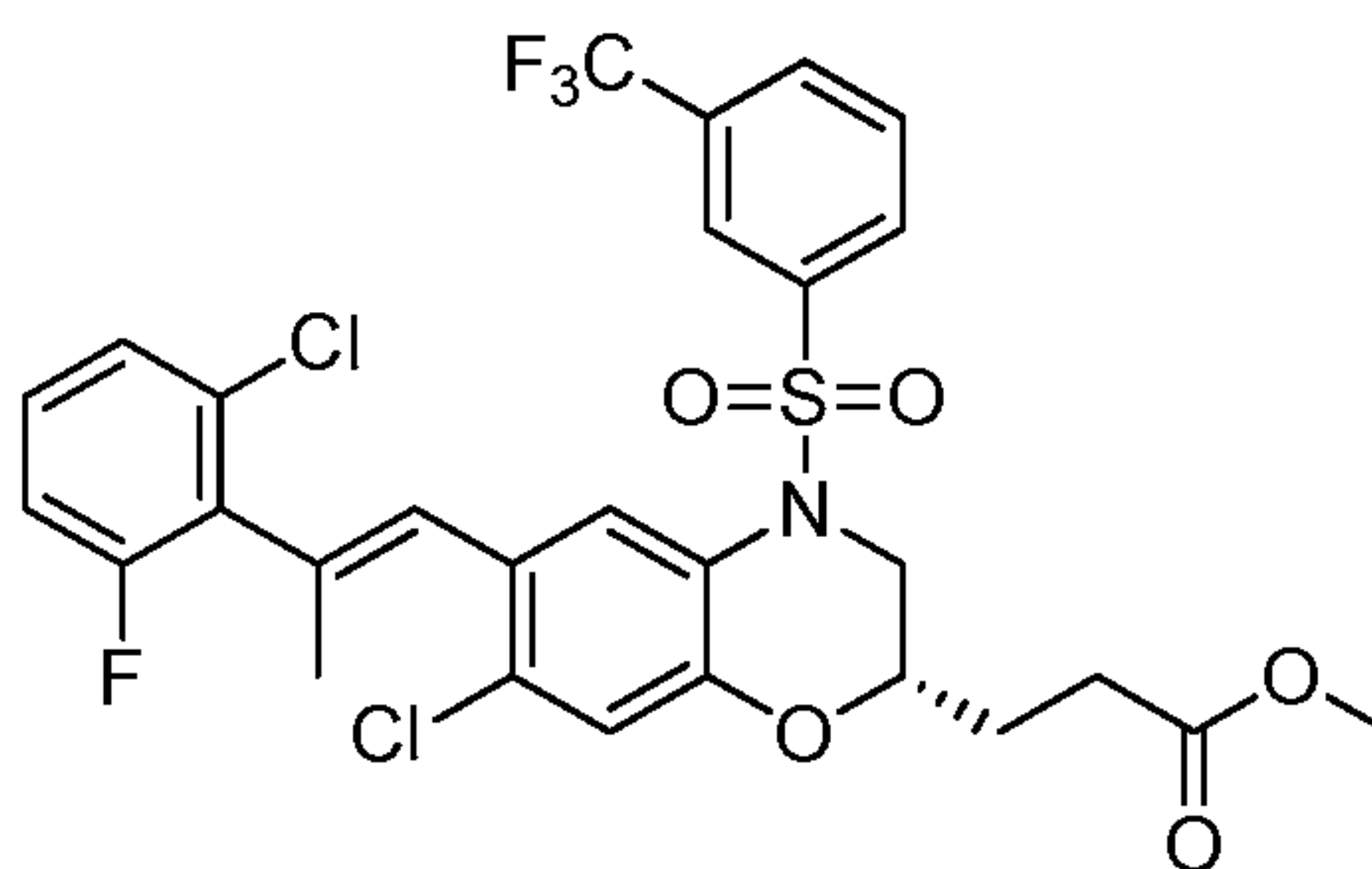
15

- [000442] Based on the procedure in Example 42, (*S,E*)-3-(6-(2-(2-chloro-6-fluorophenyl)prop-1-en-1-yl)-4-((3-(difluoromethoxy)phenyl)sulfonyl)-7-fluoro-3,4-dihydro-2*H*-benzo[*b*][1,4]oxazin-2-yl)propanoic acid was prepared. ¹H-NMR (300 MHz, CDCl₃) δ 1.77-1.90 (m, 2H), 2.19 (s, 3H), 2.52 (dt, *J* = 1.8 Hz, 7.2 Hz, 2H), 3.17 (dd, *J* = 10.2 Hz, 14.4 Hz, 1H), 3.37-3.44 (m, 1H), 4.29 (dd, *J* = 2.1 Hz, 14.4 Hz, 1H), 6.41 (s, 1H), 6.54 (t, *J* = 72.6 Hz, 1H), 7.00-7.06 (m, 1H), 7.19-7.25 (m, 2H), 7.35 (d, *J* = 7.5 Hz, 1H), 7.42-7.52 (m, 3H), 7.92 (d, *J* = 7.8 Hz, 1H). (ES, *m/z*): (M+H)⁺ 600.
- 20

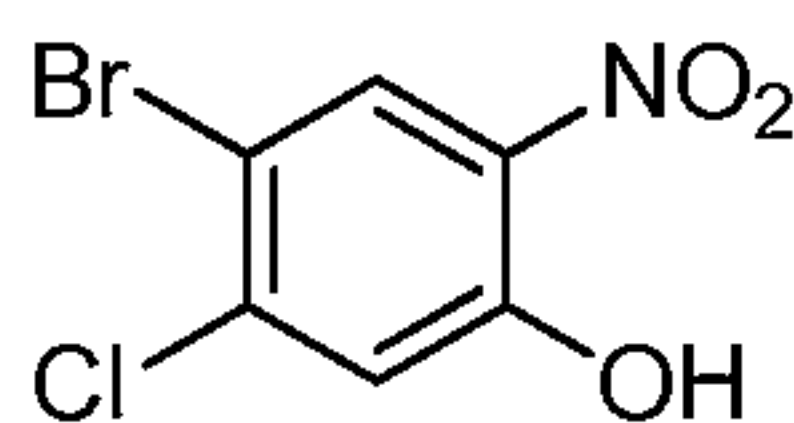
- 217 -

Hz, 1H), 6.57 (d, $J = 10.5$ Hz, 1H), 7.03 (dt, $J = 2.1$ Hz, 6.9 Hz, 1H), 7.16-7.23 (m, 2H), 7.34-7.37 (m, 1H), 7.44-7.53 (m, 3H), 7.92 (d, $J = 7.8$ Hz, 1H). (ES, m/z): (M+H)⁺ 600.

EXAMPLE 45 – Synthesis of (*S,E*)-Methyl 3-(7-chloro-6-(2-(2-chloro-6-fluorophenyl)prop-1-en-1-yl)-4-((3-(trifluoromethyl)phenyl)sulfonyl)-3,4-dihydro-2H-benzo[*b*][1,4]oxazin-2-yl)propanoate

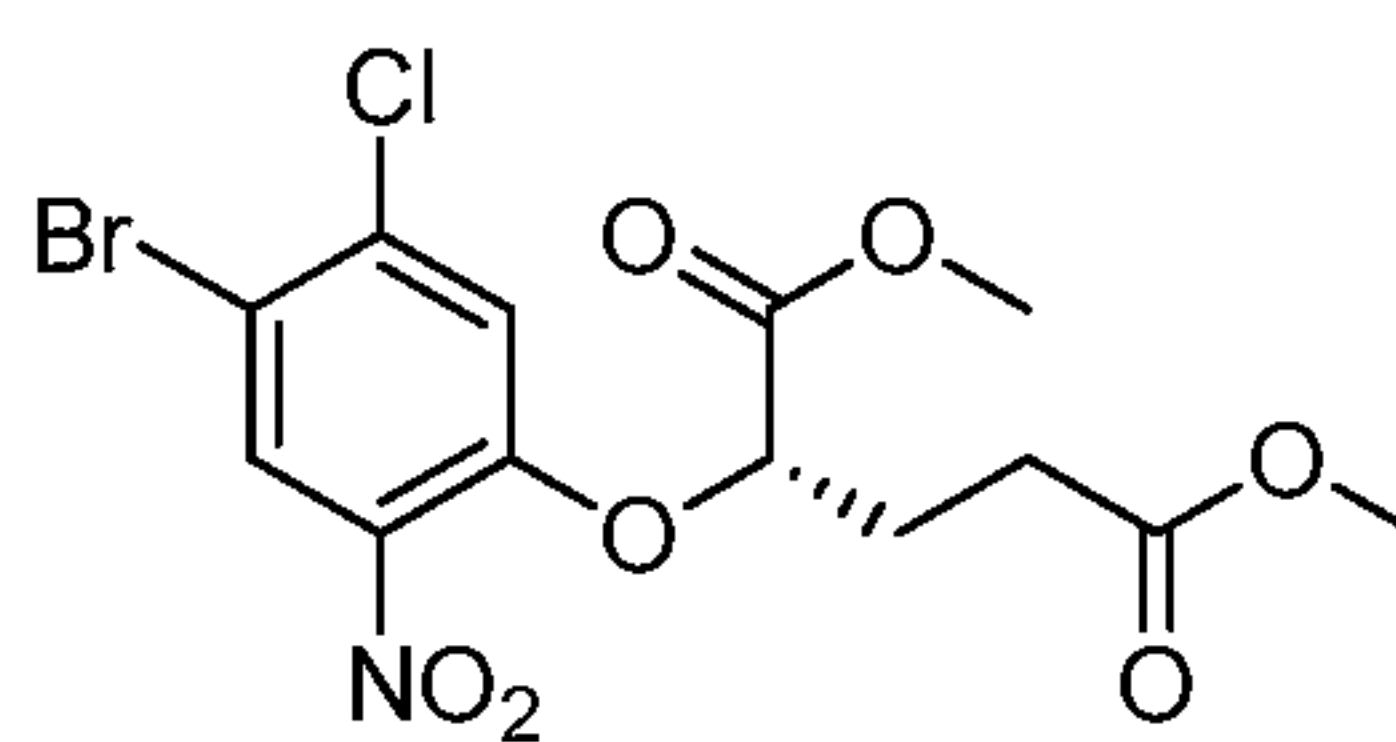


Part I – Synthesis of 4-Bromo-5-chloro-2-nitrophenol



[000443] A solution of 65% nitric acid (3.6 mL, 52 mmol) in acetic acid (9.8 mL) was added dropwise to a stirred solution of 4-bromo-3-chlorophenol (10.13 g, 48.83 mmol) in acetic acid (16.3 mL) and the mixture was stirred for one hour at room temperature. Ice water was added and the mixture was extracted three times with dichloromethane. The combined organic layers were concentrated, and the resulting residue was purified by MPLC eluting with a gradient of 10-33% ethyl acetate in petroleum ether to afford 4-bromo-5-chloro-2-nitrophenol (10.58 g, 86%) as a red solid.

Part II – Synthesis of (*S*)-Dimethyl 2-(4-bromo-5-chloro-2-nitrophenoxy)pentanedioate

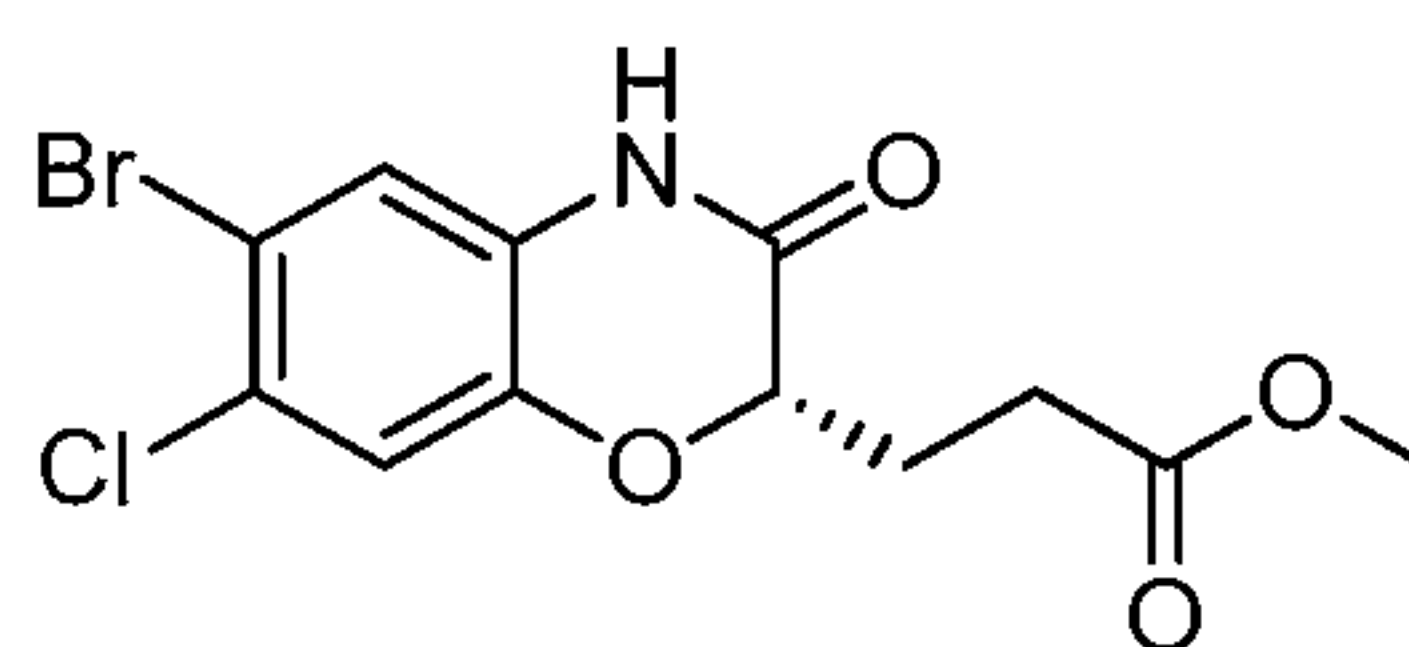


[000444] To a stirred solution of 1,5-dimethyl (2*R*)-2-hydroxypentanedioate (5.80 g, 32.9 mmol), 4-bromo-5-chloro-2-nitrophenol (9.97 g, 39.5 mmol), dichloromethane (160 mL), and triphenyl phosphine (12.9 g, 49.2 mmol) at 0 °C was added dropwise diisopropyl

- 218 -

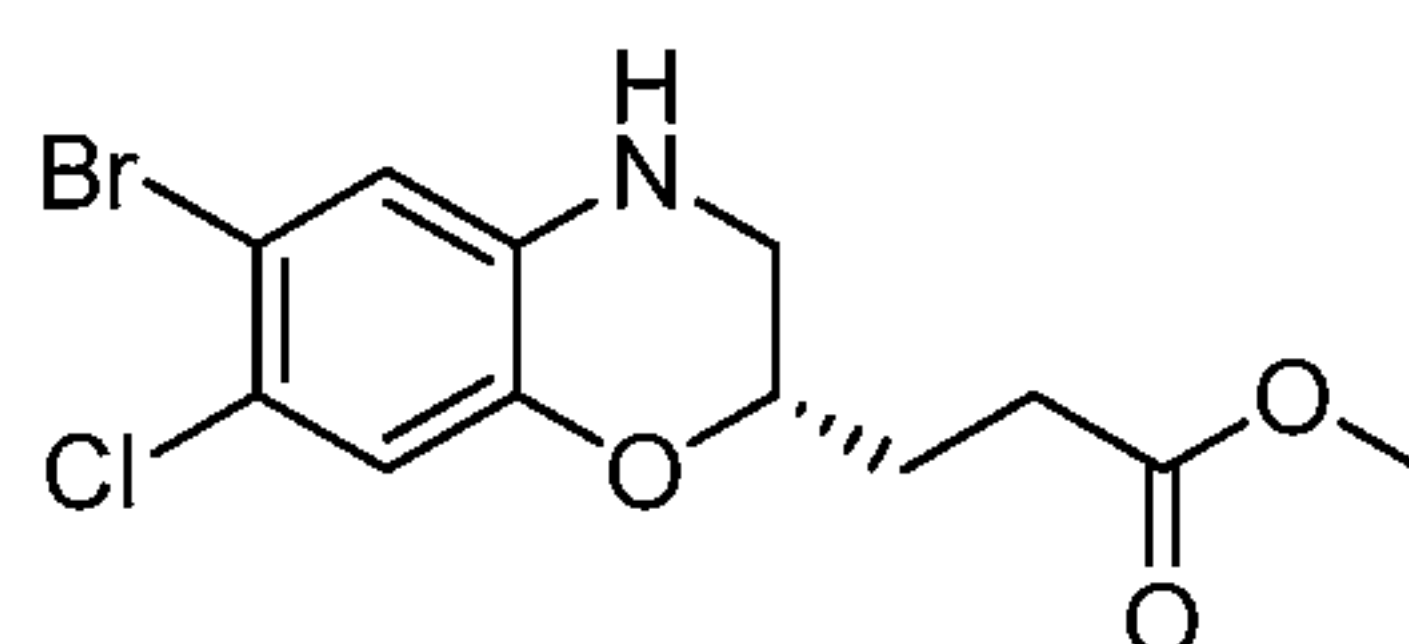
azodicarboxylate (7.4 mL, 39 mmol). The mixture was stirred overnight at room temperature and then diluted with saturated sodium bicarbonate (500 mL). The mixture was extracted three times with dichloromethane. The organic layers were combined and concentrated. The resulting residue was purified by MPLC eluting with a gradient of 10-66% ethyl acetate in petroleum ether to afford (*S*)-dimethyl 2-(4-bromo-5-chloro-2-nitrophenoxy)pentanedioate (20.06 g) as a yellow solid.

Part III – Synthesis of (*S*)-Methyl 3-(6-bromo-7-chloro-3-oxo-3,4-dihydro-2*H*-benzo[*b*][1,4]oxazin-2-yl)propanoate



10 [000445] A mixture of (*S*)-dimethyl 2-(4-bromo-5-chloro-2-nitrophenoxy)pentanedioate (13.5 g, 32.9 mmol), acetic acid (100 mL), and iron powder (15.0 g, 0.27 mol) was stirred for one hour at 100 °C. The mixture was filtered, and the filtrate was concentrated. The resulting residue was diluted with saturated sodium bicarbonate, and extracted three times with dichloromethane. The combined organic layers were concentrated and the resulting residue was purified by MPLC eluting with a gradient of 20-50% ethyl acetate in petroleum ether to afford (*S*)-methyl 3-(6-bromo-7-chloro-3-oxo-3,4-dihydro-2*H*-benzo[*b*][1,4]oxazin-2-yl)propanoate (11.5 g) as a light brown solid.

Part IV – Synthesis of (*S*)-Methyl 3-(6-bromo-7-chloro-3,4-dihydro-2*H*-benzo[*b*][1,4]-oxazin-2-yl)propanoate

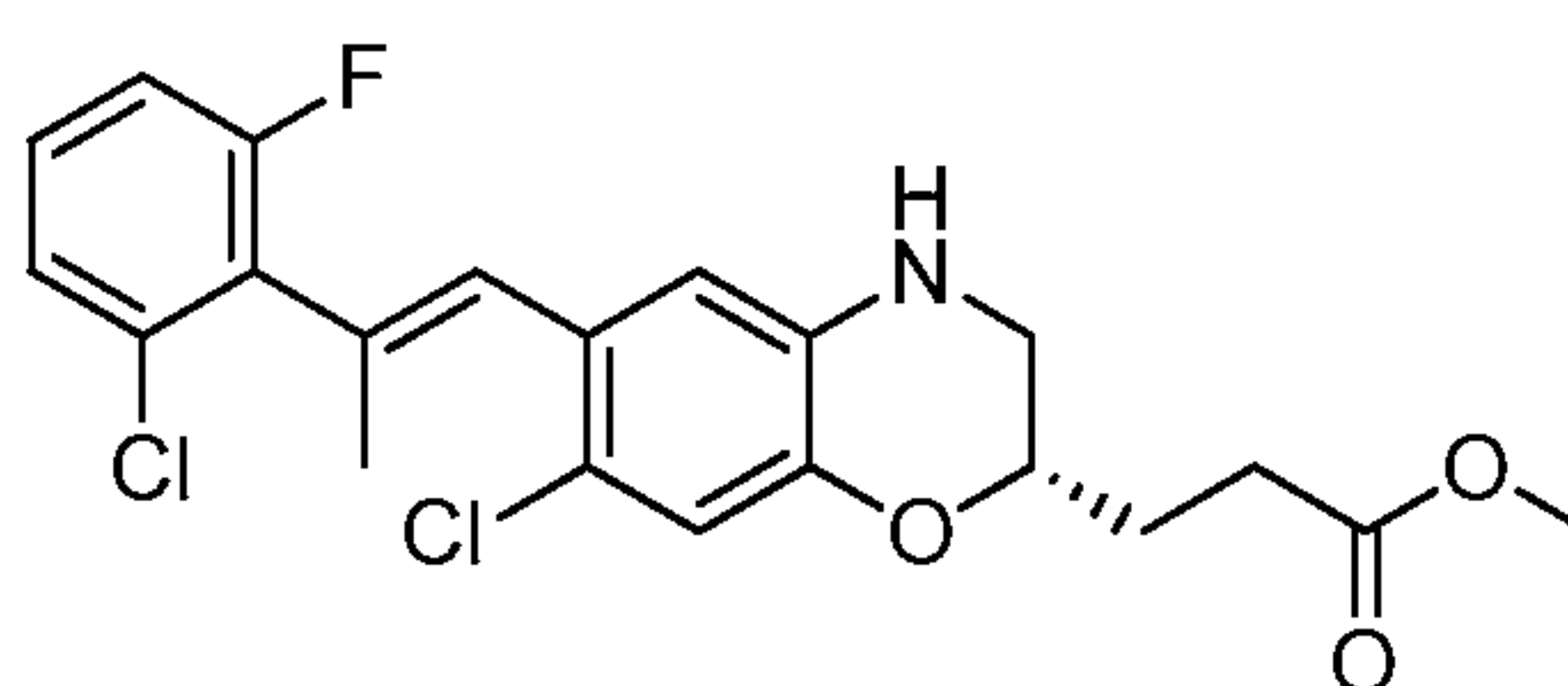


20 [000446] A 10 M solution of borane dimethyl sulfide in THF (4.3 mL, 43 mmol) was added dropwise to a solution of (*S*)-methyl 3-(6-bromo-7-chloro-3-oxo-3,4-dihydro-2*H*-benzo[*b*][1,4]oxazin-2-yl)propanoate (11.5 g, 33 mmol) in tetrahydrofuran (100 mL). The solution was stirred overnight at room temperature, and then quenched by the slow addition of methanol (100 mL). The mixture was concentrated, diluted with saturated sodium bicarbonate, and extracted three times with ethyl acetate. The combined organic layers were concentrated,

- 219 -

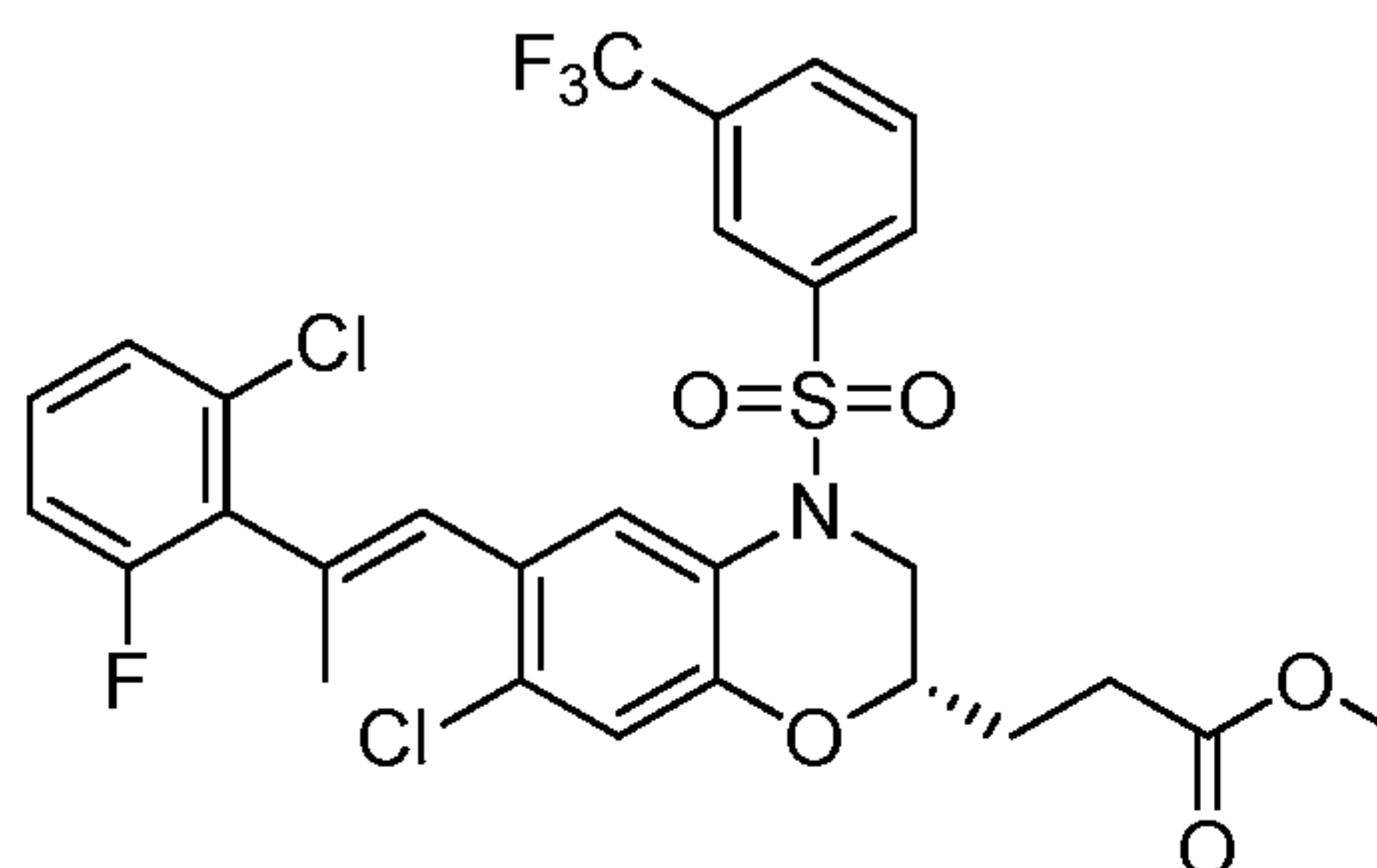
and the resulting residue was purified MPLC eluting with a gradient of 20-50% ethyl acetate in petroleum ether to afford (*S*)-methyl 3-(6-bromo-7-chloro-3,4-dihydro-2*H*-benzo[*b*][1,4]-oxazin-2-yl)propanoate (15.0 g) as a pink solid.

Part V – Synthesis of (*S,E*)-Methyl 3-(6-(2-(2-chloro-6-fluorophenyl)prop-1-en-1-yl)-7-chloro-3,4-dihydro-2*H*-benzo[*b*][1,4]oxazin-2-yl)propanoate



[000447] A mixture of (*S*)-methyl 3-(6-bromo-7-chloro-3,4-dihydro-2*H*-benzo[*b*][1,4]-oxazin-2-yl)propanoate (540 mg, 1.61 mmol), (*E*)-2-(2-(2-chloro-6-fluorophenyl)prop-1-en-1-yl)-4,4,5,5-tetramethyl-1,3,2-dioxaborolane (756 mg, 2.55 mmol), ethanol (1.9 mL), water (7.0 mL) and toluene (13.6 mL) was purged with nitrogen and maintained under an atmosphere of nitrogen. Sodium carbonate (1.48 g, 14 mmol) and tetrakis(triphenylphosphine)palladium(0) (237 mg, 0.20 mmol) were added and the stirred mixture was heated overnight at 95 °C, then cooled, and diluted with water. The mixture was extracted three times with dichloromethane and the combined organic layers were concentrated. The resulting residue was purified by MPLC eluting with a gradient of 20-50% ethyl acetate in petroleum ether to afford (*S,E*)-methyl 3-(6-(2-(2-chloro-6-fluorophenyl)prop-1-en-1-yl)-7-chloro-3,4-dihydro-2*H*-benzo[*b*][1,4]oxazin-2-yl)propanoate (1.13 g) as a yellow solid.

Part VI – Synthesis of (*S,E*)-Methyl 3-(6-(2-(2-chloro-6-fluorophenyl)prop-1-en-1-yl)-7-chloro-4-((3-(trifluoromethyl)phenyl)sulfonyl)-3,4-dihydro-2*H*-benzo[*b*][1,4]oxazin-2-yl)propanoate

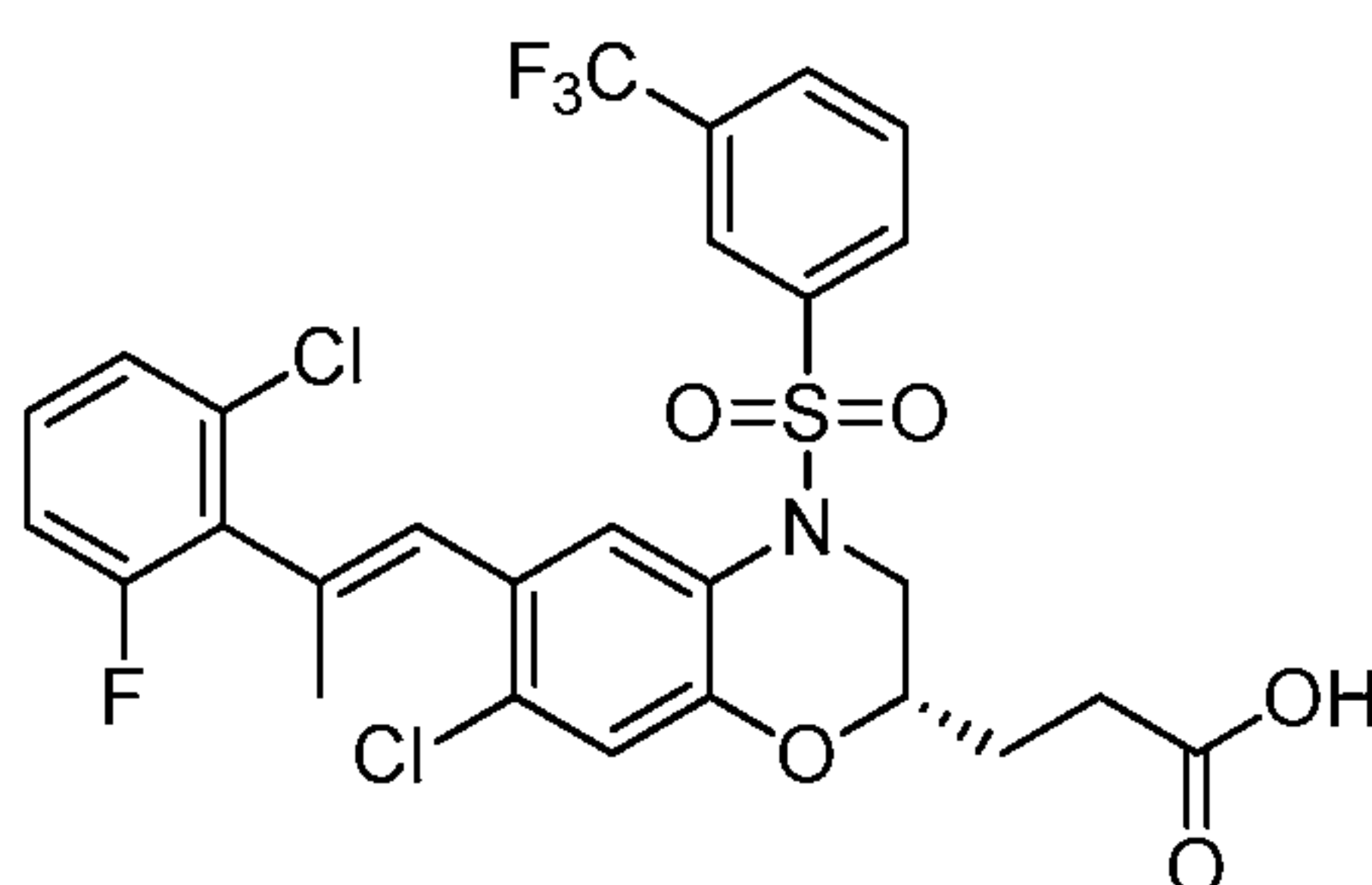


[000448] A mixture of (*S,E*)-methyl 3-(6-(2-(2-chloro-6-fluorophenyl)prop-1-en-1-yl)-7-chloro-3,4-dihydro-2*H*-benzo[*b*][1,4]oxazin-2-yl)propanoate (184 mg, 0.43 mmol),

- 220 -

dichloromethane (2.2 mL), pyridine (0.17 mL, 2.1 mmol), 4-dimethylaminopyridine (26.5 mg, 0.22 mmol), and 3-(trifluoromethyl)benzene-1-sulfonyl chloride (0.084 mL, 0.52 mmol) was stirred overnight at room temperature, and then diluted with brine. The mixture was extracted three times with dichloromethane and the combined organic layers were concentrated. The resulting residue was purified by MPLC eluting with a gradient of 20-50% ethyl acetate in petroleum ether to afford (*S,E*)-methyl 3-(6-(2-(2-chloro-6-fluorophenyl)prop-1-en-1-yl)-7-chloro-4-((3-(trifluoromethyl)phenyl)sulfonyl)-3,4-dihydro-2*H*-benzo[*b*][1,4]oxazin-2-yl)propanoate (17.8 mg, 6%) as a colorless oil. ¹H-NMR (300 MHz, CDCl₃) δ 1.81-1.85 (m, 1H), 1.88-1.93 (m, 1H), 2.12 (s, 3H), 2.43-2.48 (m, 2H), 3.23 (dd, *J* = 9.6 Hz, 14.0 Hz, 1H), 3.53-3.54 (m, 1H), 3.68 (s, 3H), 4.32 (dd, *J* = 2.8 Hz, 14.4 Hz, 1H), 6.46 (d, *J* = 1.2 Hz, 1H), 6.92 (s, 1H), 7.04 (dt, *J* = 1.6 Hz, 7.6 Hz, 1H), 7.20-7.25 (m, 2H), 7.66 (t, *J* = 8.0 Hz, 1H), 7.83-7.88 (m, 3H), 8.02 (s, 1H). (ES, *m/z*): (M+H)⁺ 632.

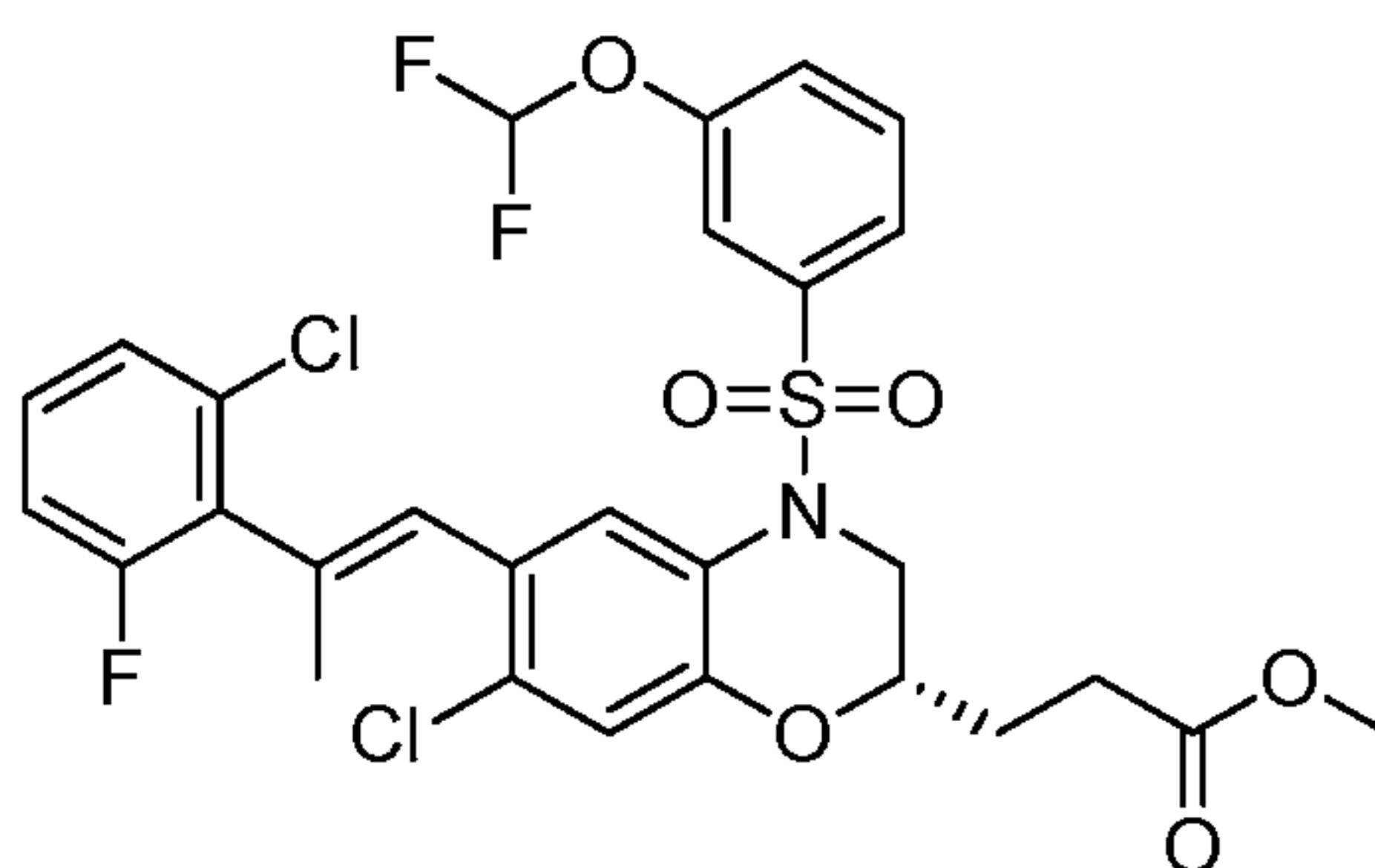
EXAMPLE 46 – Synthesis of (*S,E*)-3-(7-Chloro-6-(2-(2-chloro-6-fluorophenyl)prop-1-en-1-yl)-4-((3-(trifluoromethyl)phenyl)sulfonyl)-3,4-dihydro-2*H*-benzo[*b*][1,4]oxazin-2-yl)propanoic acid



[000449] Based on the procedure in Example 42, (*S,E*)-3-(7-chloro-6-(2-(2-chloro-6-fluorophenyl)prop-1-en-1-yl)-4-((3-(trifluoromethyl)phenyl)sulfonyl)-3,4-dihydro-2*H*-benzo[*b*][1,4]oxazin-2-yl)propanoic acid was prepared. ¹H-NMR (300 MHz, CDCl₃) δ 1.80-1.98 (m, 2H), 2.14 (s, 3H), 2.51-2.55 (m, 2H), 3.26 (dd, *J* = 10.0 Hz, 14.4 Hz, 1H), 3.55-3.57 (m, 1H), 4.34 (dd, *J* = 2.4 Hz, 14.0 Hz, 1H), 6.48 (s, 1H), 6.95 (s, 1H), 7.06 (t, *J* = 8.0 Hz, 1H), 7.20-7.25 (m, 2H), 7.68 (t, *J* = 8.0 Hz, 1H), 7.85-7.90 (m, 3H), 8.04 (s, 1H). (ES, *m/z*): (M+Na)⁺ 640.

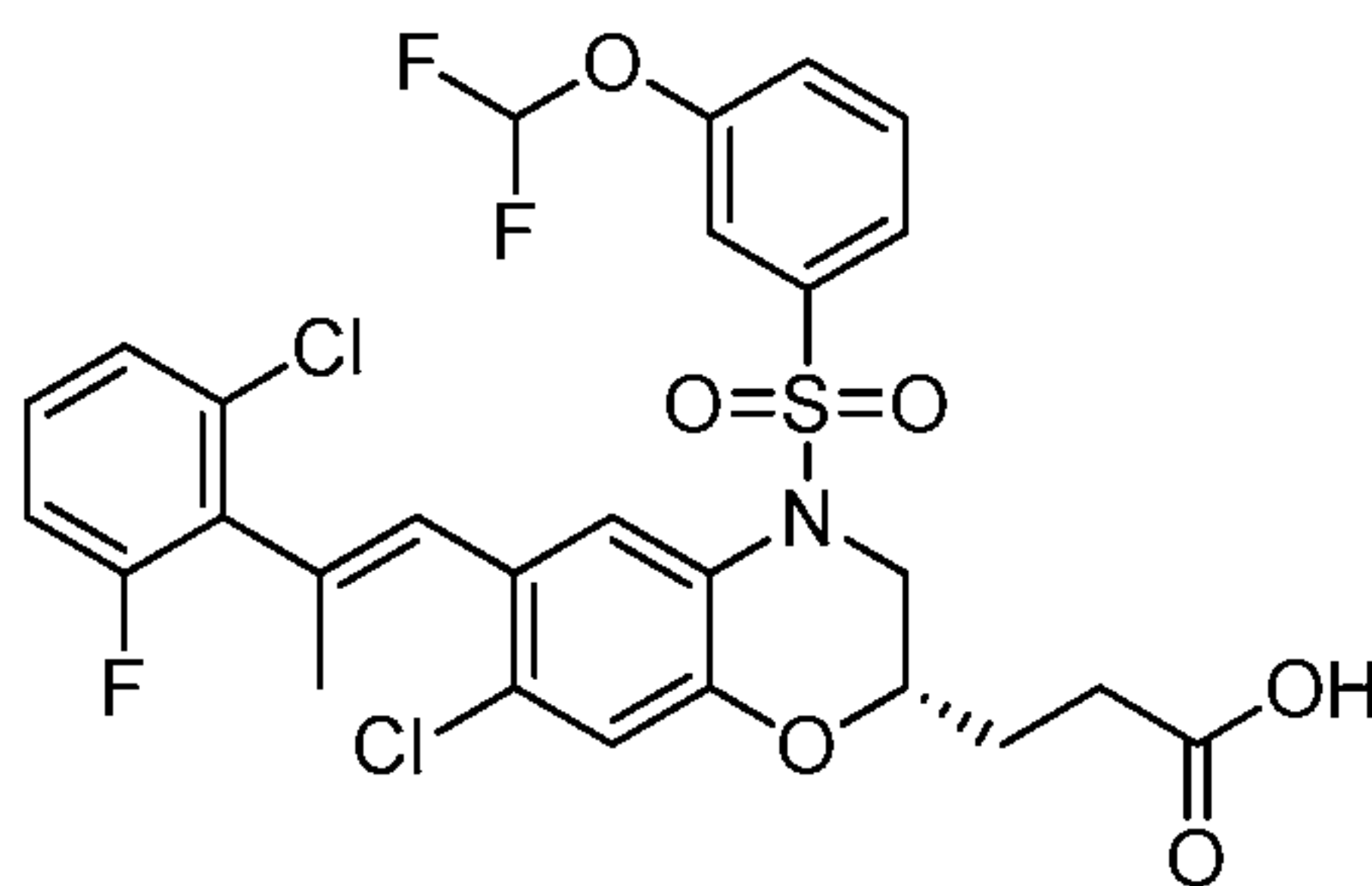
- 221 -

EXAMPLE 47 – Synthesis of (*S,E*)-Methyl 3-(6-(2-(2-chloro-6-fluorophenyl)prop-1-en-1-yl)-4-((3-(difluoromethoxy)phenyl)sulfonyl)-7-chloro-3,4-dihydro-2*H*-benzo[*b*][1,4]oxazin-2-yl)propanoate



- 5 [000450] Based on the procedure in Example 41, (*S,E*)-methyl 3-(6-(2-(2-chloro-6-fluorophenyl)prop-1-en-1-yl)-4-((3-(difluoromethoxy)phenyl)sulfonyl)-7-chloro-3,4-dihydro-2*H*-benzo[*b*][1,4]oxazin-2-yl)propanoate was prepared. ¹H-NMR (300 MHz, CDCl₃) δ 1.77-1.82 (m, 1H), 1.84-1.95 (m, 1H), 2.17 (s, 3H), 2.47 (dt, *J* = 2.8 Hz, 7.2 Hz, 2H), 3.20 (dd, *J* = 10.0 Hz, 14.4 Hz, 1H), 3.42-3.47 (m, 1H), 3.69 (s, 3H), 4.30 (dd, *J* = 2.0 Hz, 14.4 Hz, 1H), 6.49 (s, 1H), 6.61 (t, *J* = 72.4 Hz, 1H), 6.93 (s, 1H), 7.05 (t, *J* = 8.0 Hz, 1H), 7.20-7.25 (m, 2H), 7.38 (d, *J* = 8.0 Hz, 1H), 7.47-7.54 (m, 3H), 7.92 (s, 1H). (ES, *m/z*): (M+H)⁺ 630.
- 10

EXAMPLE 48 – Synthesis of (*S,E*)-3-(6-(2-(2-Chloro-6-fluorophenyl)prop-1-en-1-yl)-4-((3-(difluoromethoxy)phenyl)sulfonyl)-7-chloro-3,4-dihydro-2*H*-benzo[*b*][1,4]oxazin-2-yl)propanoate



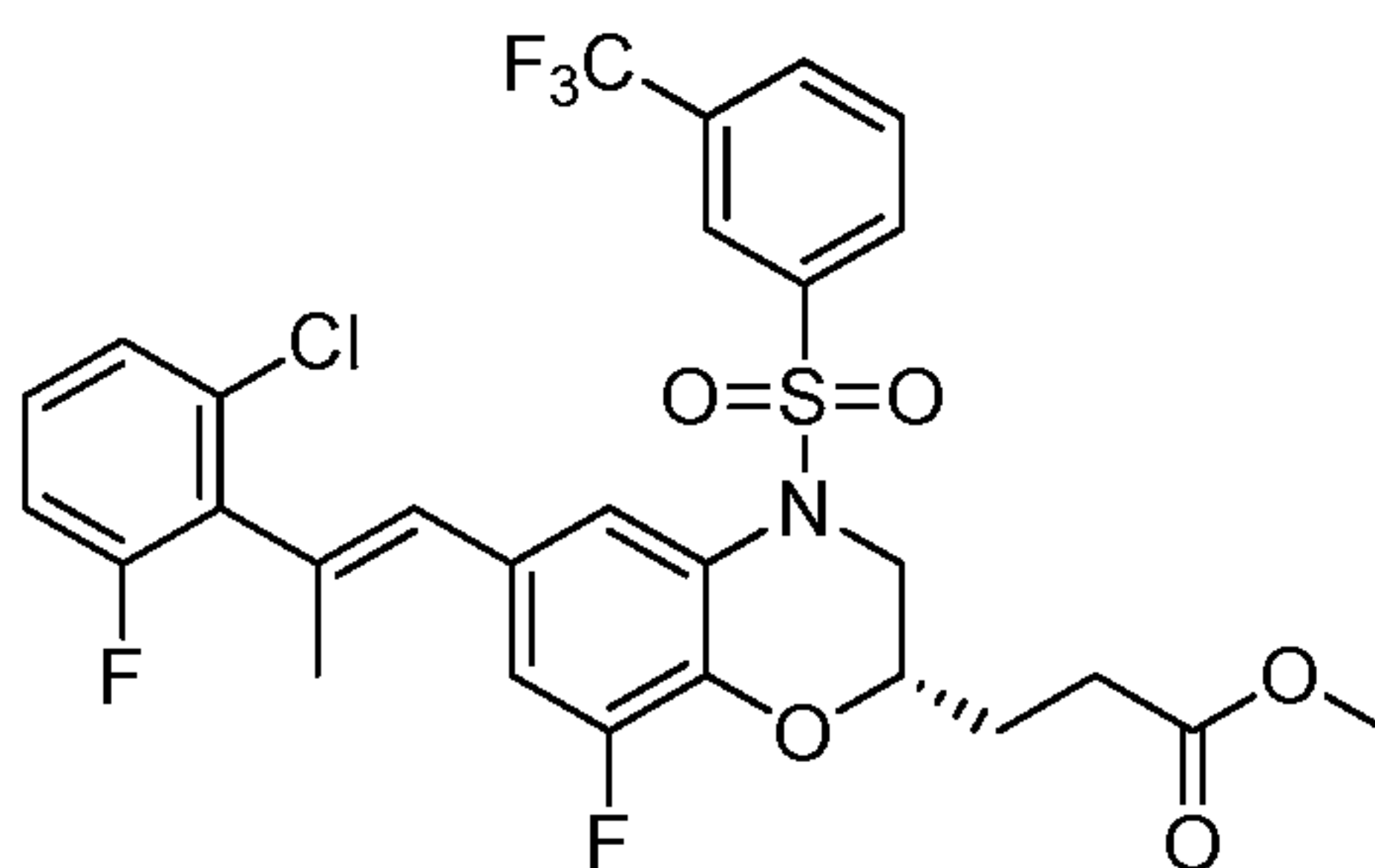
15

- [000451] Based on the procedure in Example 42, (*S,E*)-3-(6-(2-(2-chloro-6-fluorophenyl)prop-1-en-1-yl)-4-((3-(difluoromethoxy)phenyl)sulfonyl)-7-chloro-3,4-dihydro-2*H*-benzo[*b*][1,4]oxazin-2-yl)propanoate was prepared. ¹H-NMR (300 MHz, CDCl₃) δ 1.77-1.96 (m, 2H), 2.17 (s, 3H), 2.50-2.54 (m, 2H), 3.22 (dd, *J* = 10.0 Hz, 14.4 Hz, 1H), 3.45-3.49 (m, 1H), 4.30 (dd, *J* = 2.0 Hz, 14.8 Hz, 1H), 6.49 (s, 1H), 6.56 (t, *J* = 72.4 Hz, 1H), 6.94 (s,
- 20

- 222 -

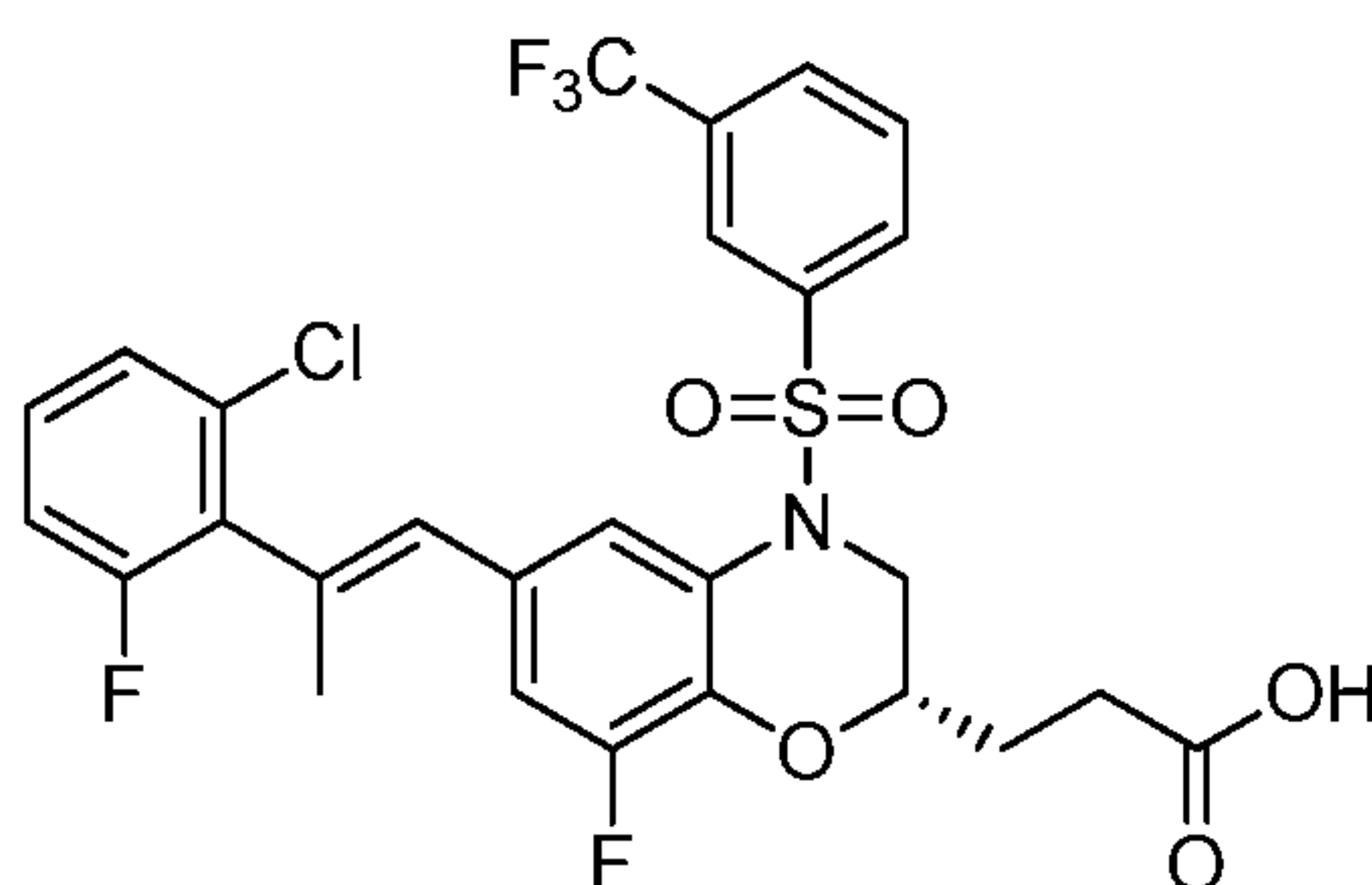
1H), 7.06 (t, $J = 8.0$ Hz, 1H), 7.20-7.25 (m, 2H), 7.38 (d, $J = 6.8$ Hz, 1H), 7.49-7.55 (m, 3H), 7.92 (s, 1H). (ES, m/z): (M+H)⁺ 616.

EXAMPLE 49 – Synthesis of (*S,E*)-Methyl 3-(6-(2-(2-chloro-6-fluorophenyl)prop-1-en-1-yl)-8-fluoro-4-((3-(trifluoromethyl)phenyl)sulfonyl)-3,4-dihydro-2*H*-benzo[*b*][1,4]oxazin-2-yl)propanoate



[000452] Based on the procedure in Example 41, (*S,E*)-methyl 3-(6-(2-(2-chloro-6-fluorophenyl)prop-1-en-1-yl)-8-fluoro-4-((3-(trifluoromethyl)phenyl)sulfonyl)-3,4-dihydro-2*H*-benzo[*b*][1,4]oxazin-2-yl)propanoate was prepared. ¹H-NMR (300 MHz, CD₃OD) δ 7.90 (m, 3H), 7.71 (t, $J = 8$ Hz, 1H), 7.55 (s, 1H), 7.22-7.19 (m, 2H), 7.05-7.00 (m, 1H), 6.87 (dd, $J = 7.6$ Hz, 2 Hz, 1H), 6.23 (s, 1H), 4.37 (dd, $J = 14.4$ Hz, 2.4 Hz, 1H), 3.57 (s, 3H), 3.46-3.43 (m, 1H), 3.29-3.21 (m, 1H), 2.38 (t, $J = 7.2$ Hz, 2H), 2.06 (s, 3H), 1.90-1.73 (m, 2H). (ES, m/z): (M+H)⁺ 616.

EXAMPLE 50 – Synthesis of (*S,E*)-3-(6-(2-(2-Chloro-6-fluorophenyl)prop-1-en-1-yl)-8-fluoro-4-((3-(trifluoromethyl)phenyl)sulfonyl)-3,4-dihydro-2*H*-benzo[*b*][1,4]oxazin-2-yl)propanoic acid

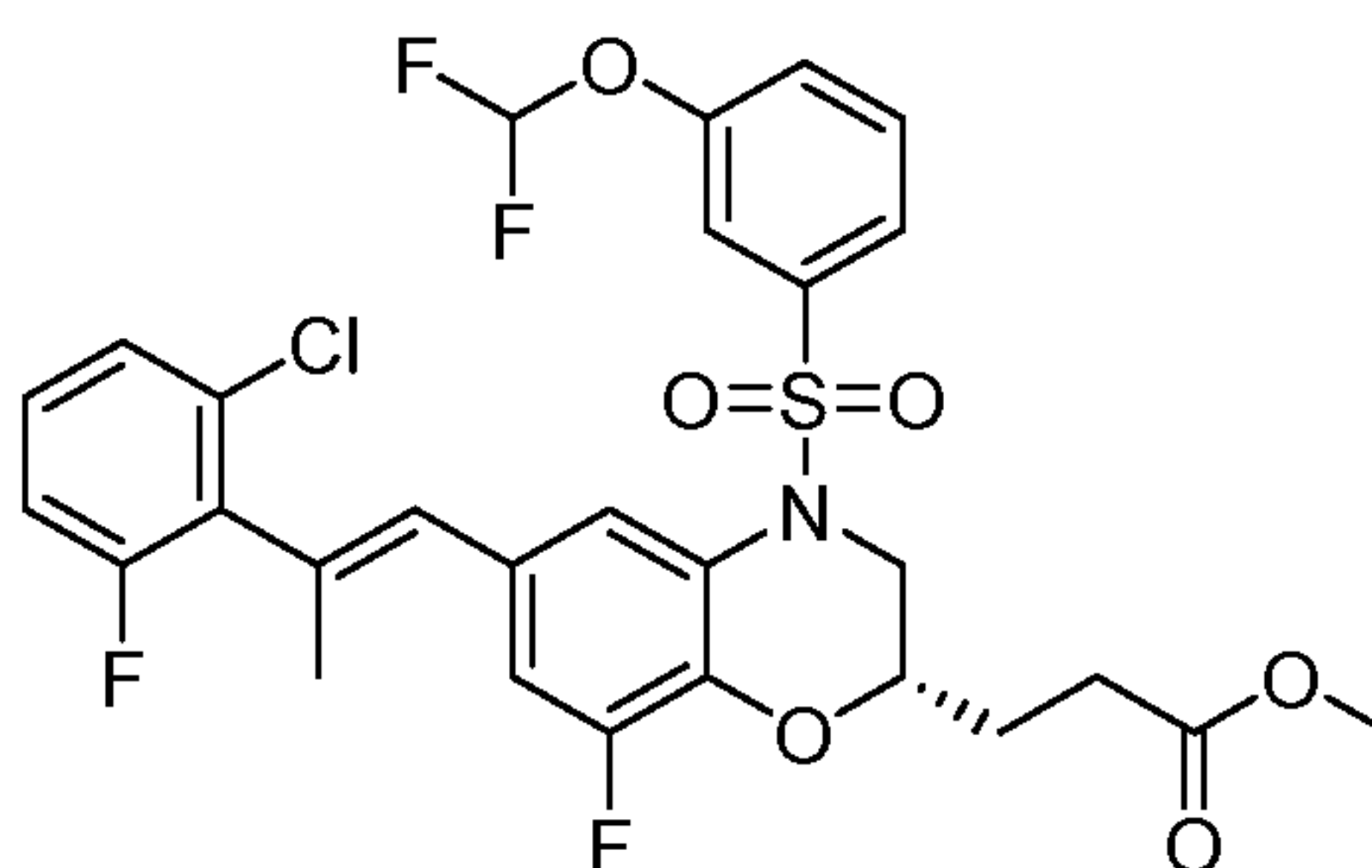


[000453] Based on the procedure in Example 42, (*S,E*)-3-(6-(2-(2-chloro-6-fluorophenyl)prop-1-en-1-yl)-8-fluoro-4-((3-(trifluoromethyl)phenyl)sulfonyl)-3,4-dihydro-2*H*-benzo[*b*][1,4]oxazin-2-yl)propanoic acid was prepared. ¹H-NMR (300 MHz, CD₃OD) δ 8.04-

- 223 -

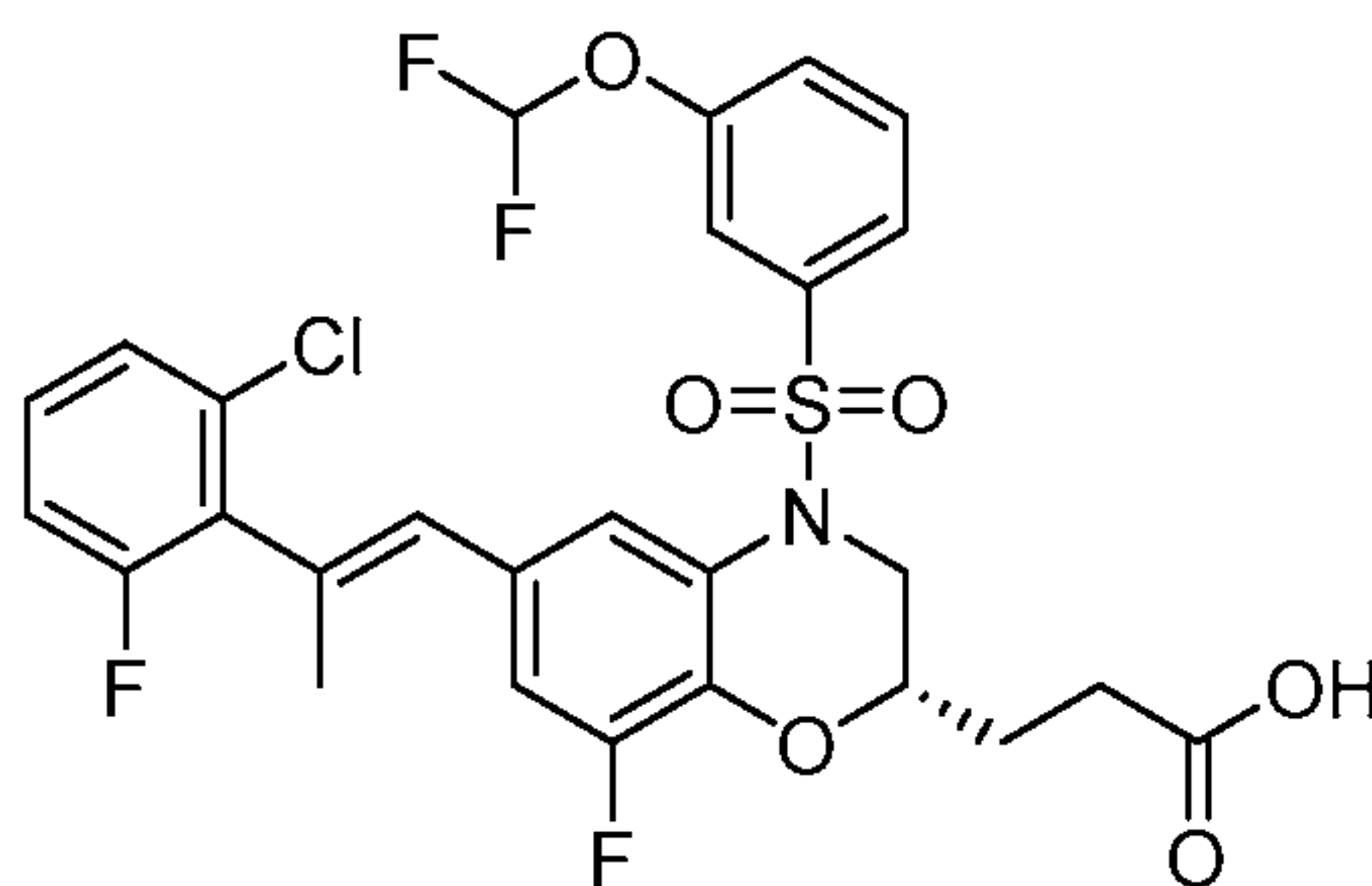
7.99 (m, 3H), 7.83 (t, $J = 8$ Hz, 1H), 7.67 (s, 1H), 7.34-7.31 (m, 2H), 7.16-7.12 (m, 1H), 7.0 (d, $J = 8.8$ Hz, 1H), 6.35 (s, 1H), 4.50 (dd, $J = 14.8$ Hz, 2.4 Hz, 1H), 3.58-3.55 (m, 1H), 3.40-3.33 (m, 1H), 2.50-2.45 (m, 2H), 2.18 (d, $J = 1.2$ Hz, 3H), 1.99-1.83 (m, 2H). (ES, m/z): (M+H)⁺ 602.

- 5 **EXAMPLE 51** – Synthesis of Methyl (*S,E*)-3-(6-(2-(2-chloro-6-fluorophenyl)prop-1-en-1-yl)-4-((3-(difluoromethoxy)phenyl)sulfonyl)-8-fluoro-3,4-dihydro-2*H*-benzo[*b*][1,4]oxazin-2-yl)propanoate



- 10 **[000454]** Based on the procedure in Example 41, methyl (*S,E*)-3-(6-(2-(2-chloro-6-fluorophenyl)prop-1-en-1-yl)-4-((3-(difluoromethoxy)phenyl)sulfonyl)-8-fluoro-3,4-dihydro-2*H*-benzo[*b*][1,4]oxazin-2-yl)propanoate was prepared. ¹H-NMR (300 MHz, CD₃OD) δ 7.57 (s, 1H), 7.51 (t, 1H), 7.34-7.45 (m, 3H), 7.20 (m, 2H), 7.03 (m, 1H), 6.86 (d, 1H), 6.82 (t, $J = 72$ Hz, 1H), 6.23 (s, 1H), 4.32 (d, 1H), 3.57 (s, 3H), 3.36 (m, 1H), 3.20 (m, 1H), 2.38 (t, 2H), 2.07 (s, 3H), 1.84 (m, 1H), 1.75 (m, 1H). (ES, m/z): (M+H)⁺ 614.

- 15 **EXAMPLE 52** – Synthesis of (*S,E*)-3-(6-(2-(2-Chloro-6-fluorophenyl)prop-1-en-1-yl)-4-((3-(difluoromethoxy)phenyl)sulfonyl)-8-fluoro-3,4-dihydro-2*H*-benzo[*b*][1,4]oxazin-2-yl)propanoic acid

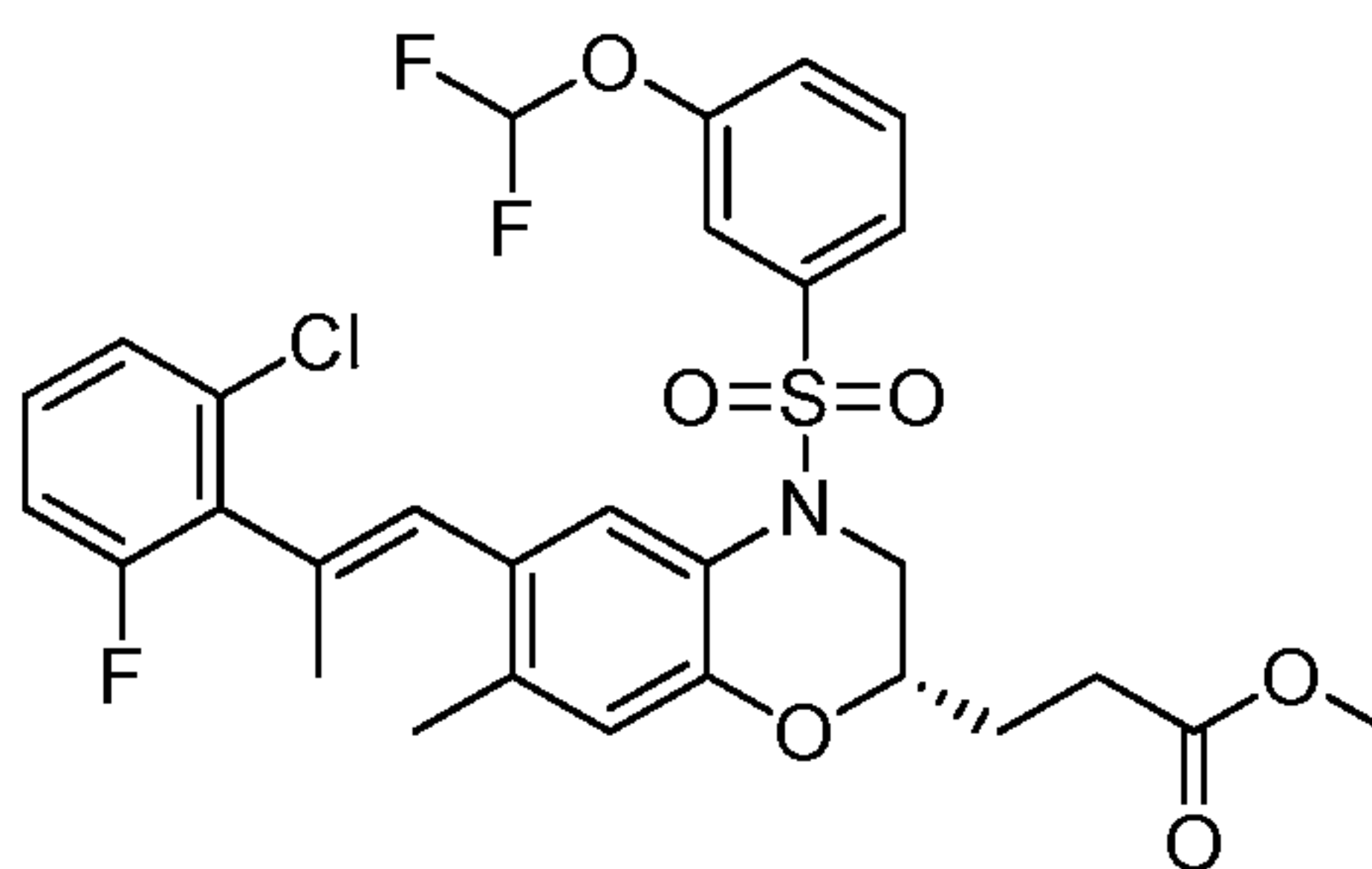


- 20 **[000455]** Based on the procedure in Example 42, (*S,E*)-3-(6-(2-(2-chloro-6-fluorophenyl)prop-1-en-1-yl)-4-((3-(difluoromethoxy)phenyl)sulfonyl)-8-fluoro-3,4-dihydro-

- 224 -

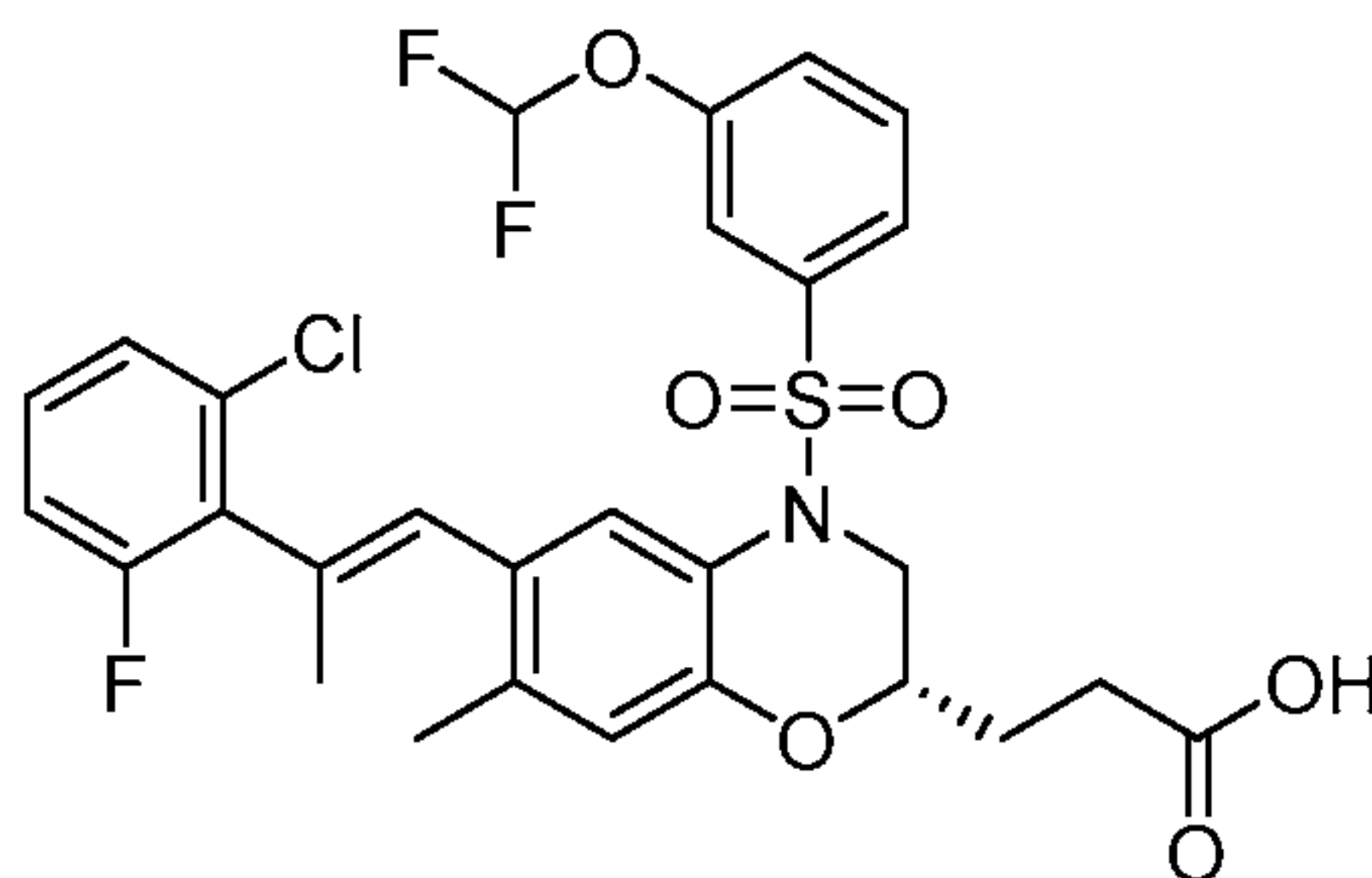
2*H*-benzo[*b*][1,4]oxazin-2-yl)propanoic acid was prepared. ¹H-NMR (300 MHz, CD₃OD) δ 7.67 (s, 1H), 7.50-7.67 (m, 4H), 7.32 (m, 2H), 7.14 (m, 1H), 7.01 (d, 1H), 6.91 (t, *J* = 72 Hz, 1H), 6.35 (s, 1H), 4.44 (d, 1H), 3.48 (m, 1H), 3.31 (m, 1H), 2.47 (t, 2H), 2.19 (s, 3H), 1.96 (m, 1H), 1.85 (m, 1H). (ES, *m/z*): (M+H)⁺ 600.

5 **EXAMPLE 53** – Synthesis of (*S,E*)-Methyl 3-(6-(2-(2-chloro-6-fluorophenyl)prop-1-en-1-yl)-4-((3-(difluoromethoxy)phenyl)sulfonyl)-7-methyl-3,4-dihydro-2*H*-benzo[*b*][1,4]oxazin-2-yl)propanoate



10 **[000456]** Based on the procedure in Example 41, (*S,E*)-methyl 3-(6-(2-(2-chloro-6-fluorophenyl)prop-1-en-1-yl)-4-((3-(difluoromethoxy)phenyl)sulfonyl)-7-methyl-3,4-dihydro-2*H*-benzo[*b*][1,4]oxazin-2-yl)propanoate was prepared. ¹H-NMR (300 MHz, CD₃OD) δ 1.74 (m, 1H), 1.86 (m, 1H), 2.01 (s, 3H), 2.39 (s, 3H), 2.42 (t, 2H), 3.20 (dd, 1H), 3.31 (m, 1H), 3.63 (s, 3H), 4.30 (dd, 1H), 6.36 (s, 1H), 6.67 (s, 1H), 6.85 (t, *J* = 72 Hz, 1H), 6.93 (s, 1H), 7.07 (m, 1H), 7.22 (m, 2H), 7.42-7.60 (m, 4H), 7.69 (s, 1H).

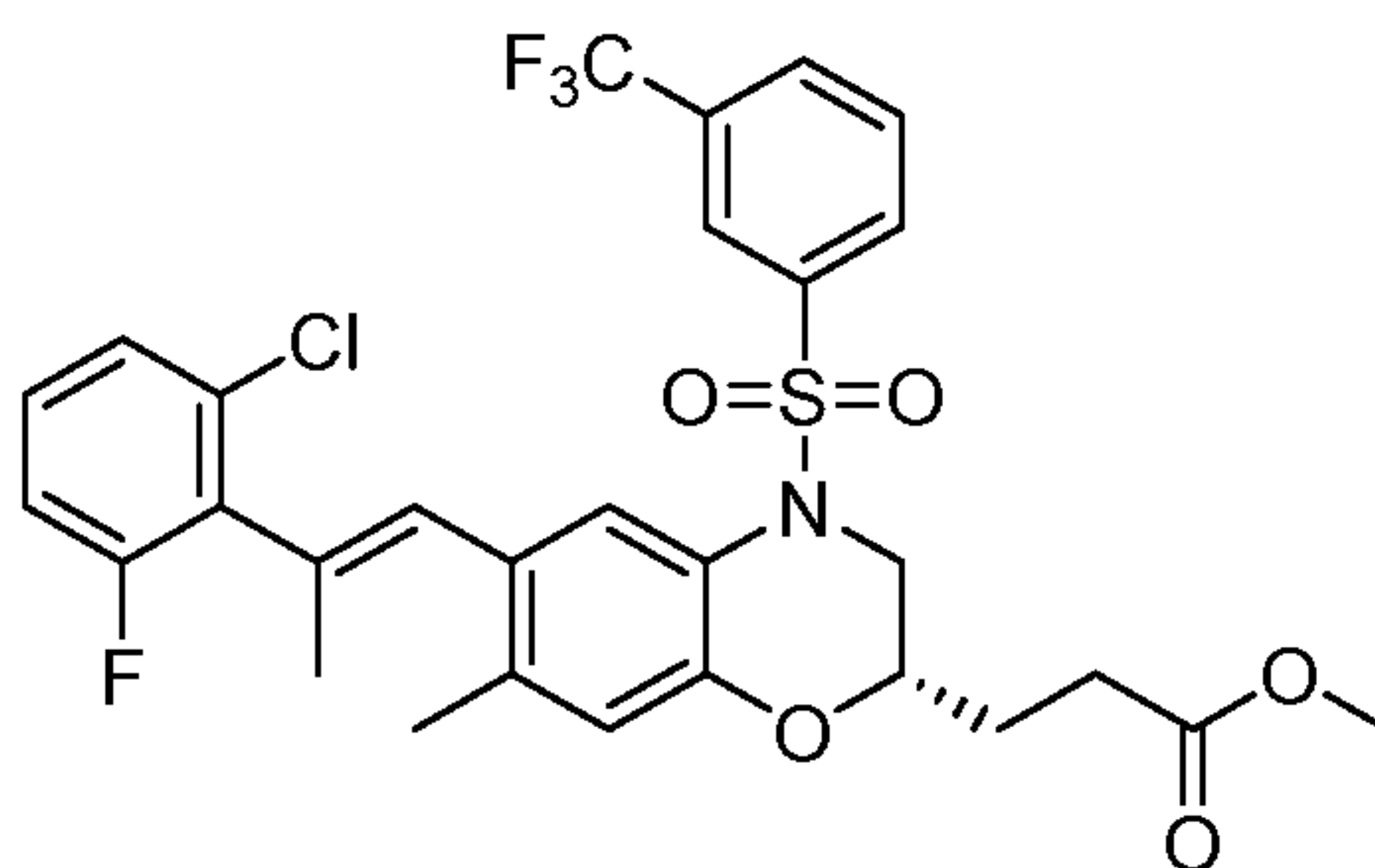
15 **EXAMPLE 54** – Synthesis of (*S,E*)-3-(6-(2-(2-Chloro-6-fluorophenyl)prop-1-en-1-yl)-4-((3-(difluoromethoxy)phenyl)sulfonyl)-7-methyl-3,4-dihydro-2*H*-benzo[*b*][1,4]oxazin-2-yl)propanoic acid



- 225 -

[000457] Based on the procedure in Example 42, (*S,E*)-3-(6-(2-(2-chloro-6-fluorophenyl)prop-1-en-1-yl)-4-((3-(difluoromethoxy)phenyl)sulfonyl)-7-methyl-3,4-dihydro-2*H*-benzo[*b*][1,4]oxazin-2-yl)propanoic acid was prepared. ¹H-NMR (300 MHz, CD₃OD) δ 7.72 (s, 1H), 7.60 (m, 1H), 7.54 (m, 1H), 7.44 (m, 2H), 7.32 (m, 2H), 7.15 (m, 1H), 6.87 (t, 1H), 6.72 (s, 1H), 6.41 (s, 1H), 4.37 (m, 1H), 3.42 (m, 1H), 3.24 (m, 1H), 2.43 (m, 2H), 2.24 (s, 3H), 2.06 (s, 3H), 1.87 (m, 1H), 1.75 (m, 1H). (ES, *m/z*): (M+H)⁺ 596.

EXAMPLE 55 – Synthesis of Methyl (*S,E*)-3-(6-(2-(2-chloro-6-fluorophenyl)prop-1-en-1-yl)-7-methyl-4-((3-(trifluoromethyl)phenyl)sulfonyl)-3,4-dihydro-2*H*-benzo[*b*][1,4]oxazin-2-yl)propanoate

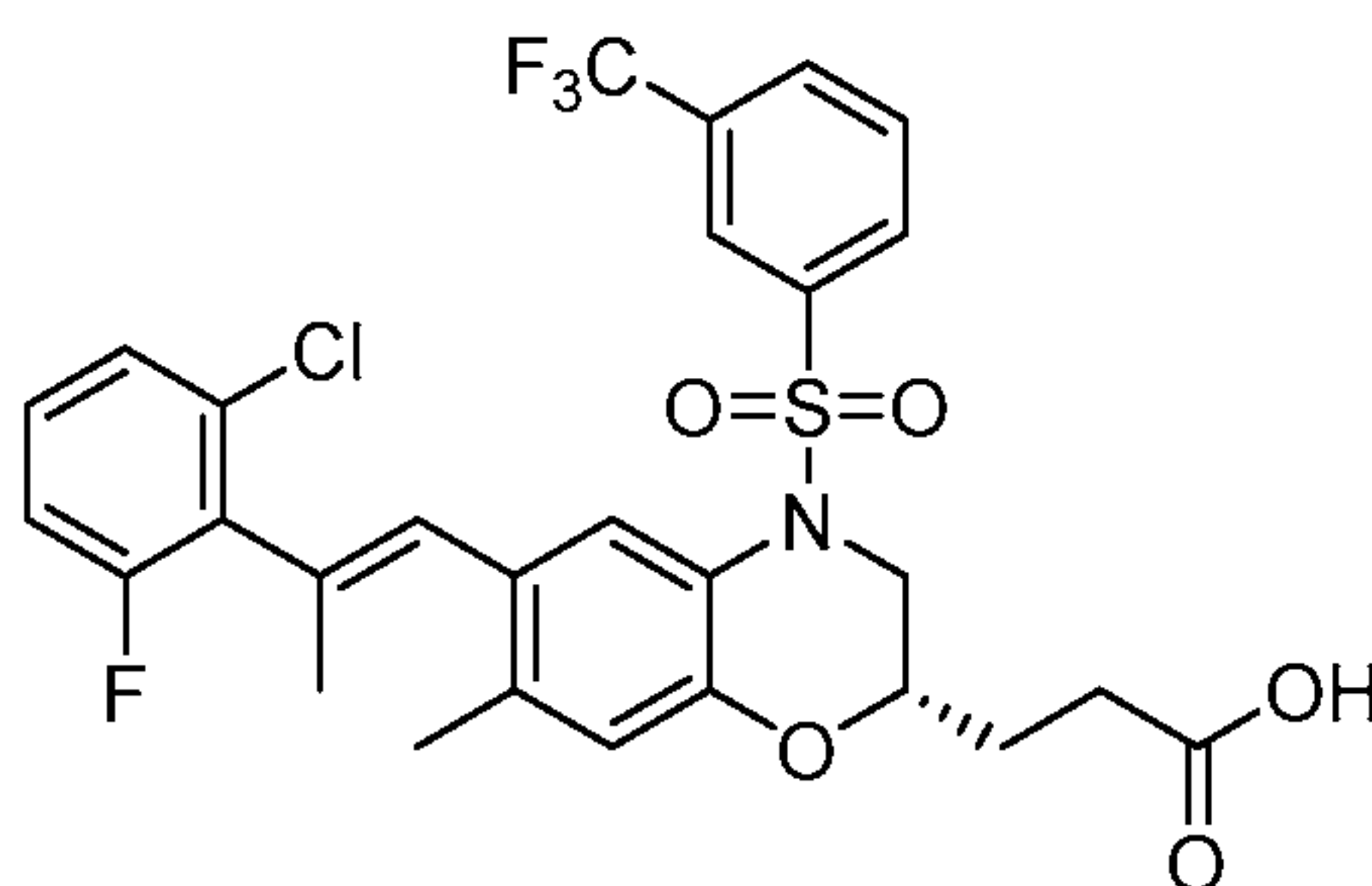


10

[000458] Based on the procedure in Example 41, methyl (*S,E*)-3-(6-(2-(2-chloro-6-fluorophenyl)prop-1-en-1-yl)-7-methyl-4-((3-(trifluoromethyl)phenyl)sulfonyl)-3,4-dihydro-2*H*-benzo[*b*][1,4]oxazin-2-yl)propanoate was prepared. ¹H-NMR (300 MHz, CD₃OD) δ 7.89-7.96 (m, 3H), 7.72-7.77 (m, 1H), 7.64 (s, 1H), 7.25-7.29 (m, 2H), 7.07-7.11 (m, 1H), 6.67 (s, 1H), 6.35 (s, 1H), 4.32-4.38 (m, 1H), 3.62 (s, 3H), 3.46-3.48 (m, 1H), 3.22-3.31 (m, 1H), 2.38-2.44 (m, 2H), 2.19 (s, 3H), 1.99 (s, 3H), 1.73-1.93 (m, 2H). (ES, *m/z*): (M+Na)⁺ 634.

15

EXAMPLE 56 – Synthesis of (*S,E*)-3-(6-(2-(2-Chloro-6-fluorophenyl)prop-1-en-1-yl)-7-methyl-4-((3-(trifluoromethyl)phenyl)sulfonyl)-3,4-dihydro-2*H*-benzo[*b*][1,4]oxazin-2-yl)propanoic acid

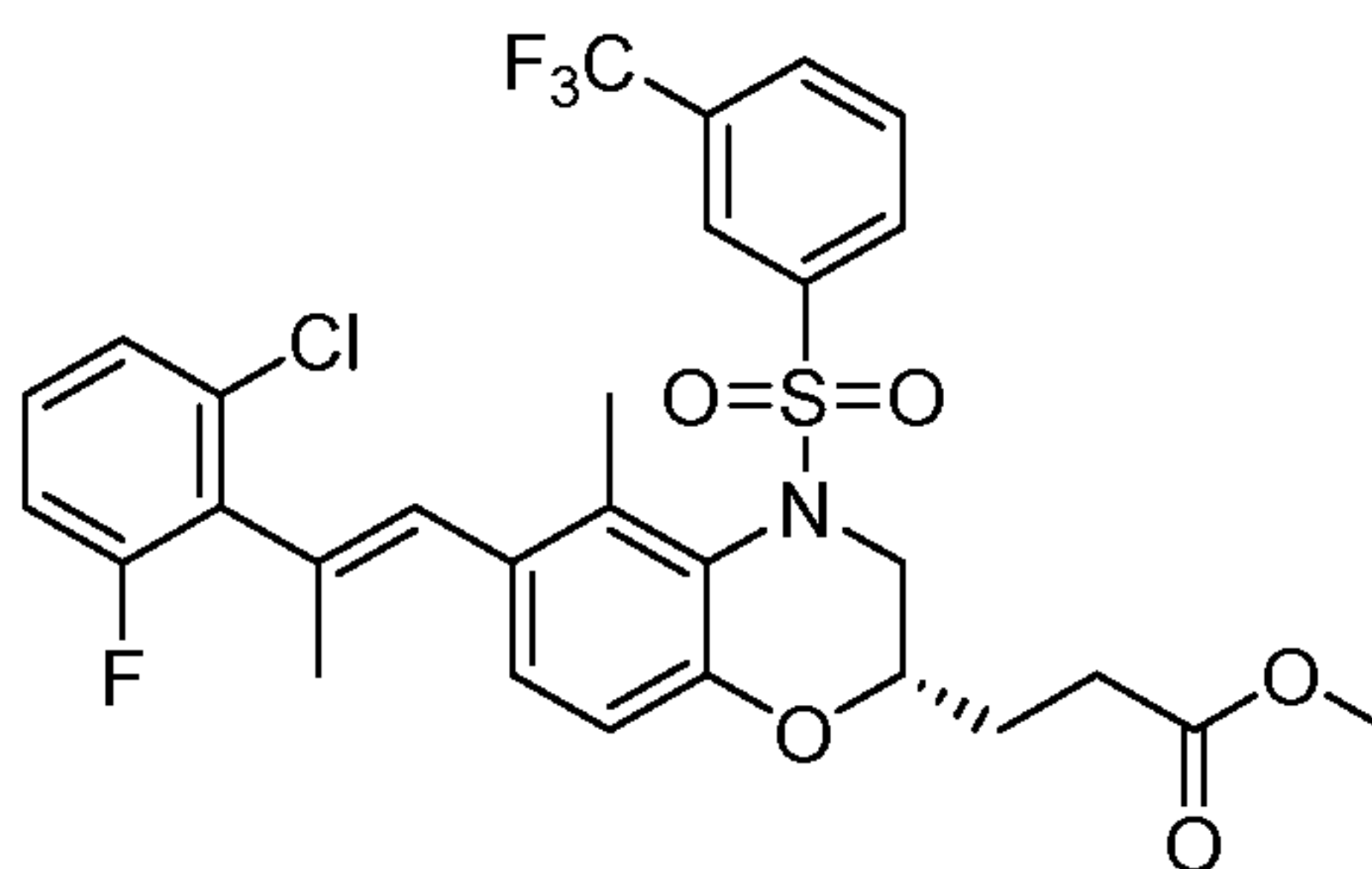


20

- 226 -

[000459] Based on the procedure in Example 42, (*S,E*)-3-(6-(2-(2-chloro-6-fluorophenyl)prop-1-en-1-yl)-7-methyl-4-((3-(trifluoromethyl)phenyl)sulfonyl)-3,4-dihydro-2*H*-benzo[*b*][1,4]oxazin-2-yl)propanoic acid was prepared. ¹H-NMR (300 MHz, CD₃OD) δ 7.89-7.96 (m, 3H), 7.72-7.77 (m, 1H), 7.64 (s, 1H), 7.25-7.29 (m, 2H), 7.07-7.11 (m, 1H), 6.68 (s, 1H), 6.36 (s, 1H), 4.32-4.39 (m, 1H), 3.46-3.48 (m, 1H), 3.22-3.31 (m, 1H), 2.35-2.41 (m, 2H), 2.19 (s, 3H), 1.99 (s, 3H), 1.73-1.93 (m, 2H). (ES, *m/z*): (M+H)⁺ 598.

EXAMPLE 57 – Synthesis of Methyl (*S,E*)-3-(6-(2-(2-chloro-6-fluorophenyl)prop-1-en-1-yl)-5-methyl-4-((3-(trifluoromethyl)phenyl)sulfonyl)-3,4-dihydro-2*H*-benzo[*b*][1,4]oxazin-2-yl)propanoate



10

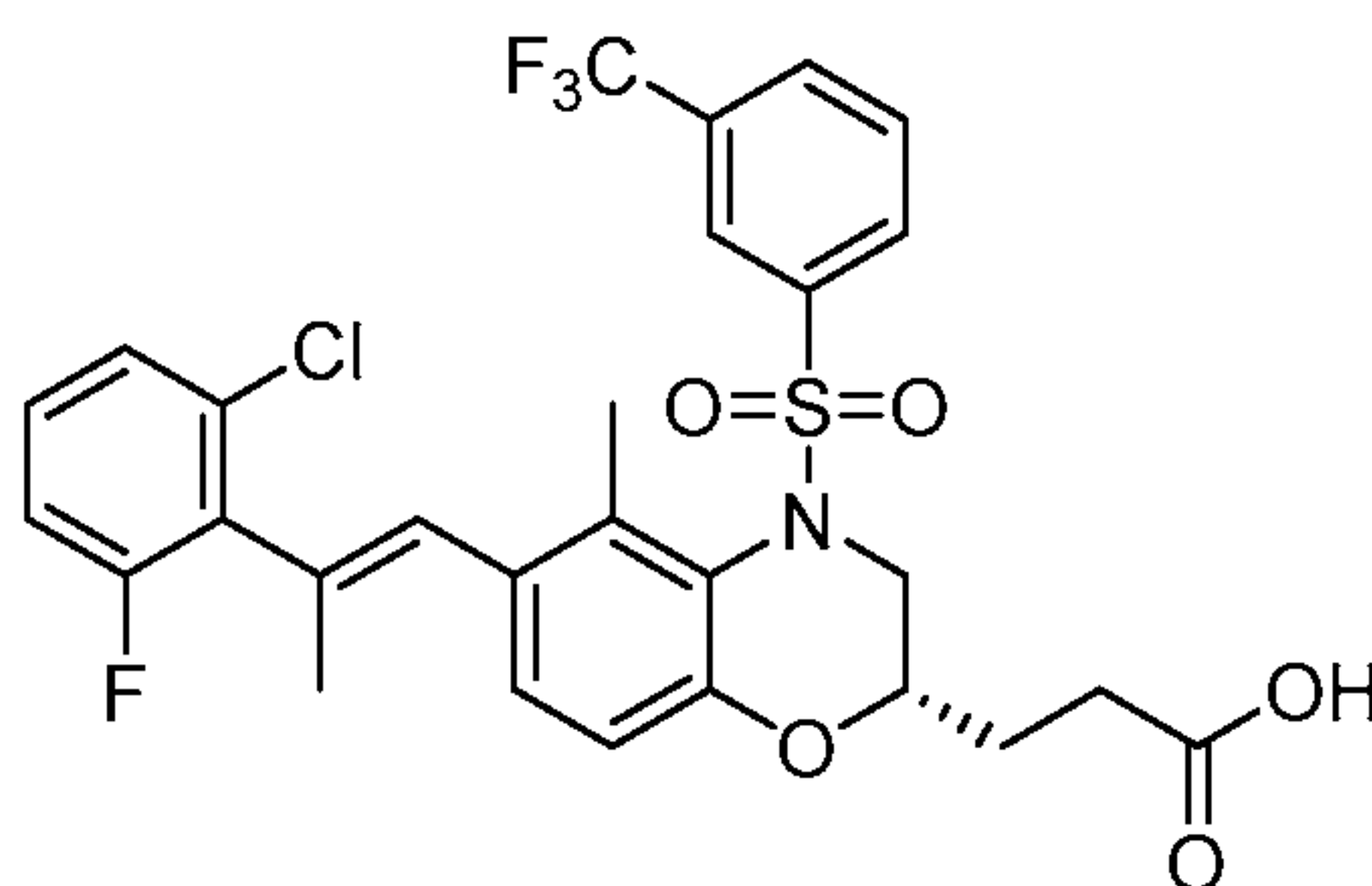
[000460] A solution of bromine (10.2 g, 63.83 mmol) in acetic acid (10 mL) was added to a solution of 3-methyl-2-nitrophenol (10 g, 65.30 mmol) in acetic acid (50 mL) dropwise and the mixture was stirred for two hours at room temperature. Ice water was added, and the mixture was extracted twice with ethyl acetate. The combined organic layers were washed three times with water, dried (Na₂SO₄) and concentrated. The resulting residue was purified via MPLC eluting with 10% ethyl acetate in petroleum ether to afford 4-bromo-3-methyl-2-nitrophenol (12 g, 79%) as a yellow solid.

[000461] From 4-bromo-3-methyl-2-nitrophenol, based on the procedure in Example 41, methyl (*S,E*)-3-(6-(2-(2-chloro-6-fluorophenyl)prop-1-en-1-yl)-5-methyl-4-((3-(trifluoromethyl)phenyl)sulfonyl)-3,4-dihydro-2*H*-benzo[*b*][1,4]oxazin-2-yl)propanoate was prepared. ¹H-NMR (300 MHz, CD₃OD) δ 8.01-7.94 (m, 2H), 7.79-7.75 (m, 2H), 7.36-7.34 (m, 2H), 7.33-7.13 (m, 2H), 6.68-6.66 (d, *J* = 8.4 Hz, 1H), 6.45 (s, 1H), 4.87-4.37 (m, 1H), 3.95-3.90 (m, 1H), 3.66 (s, 3H), 3.34-3.12 (m, 1H), 2.50-2.32 (m, 5H), 1.98 (s, 3H), 1.86-1.78 (m, 1H), 1.69-1.60 (m, 1H). (ES, *m/z*): (M+Na)⁺ 612.

20

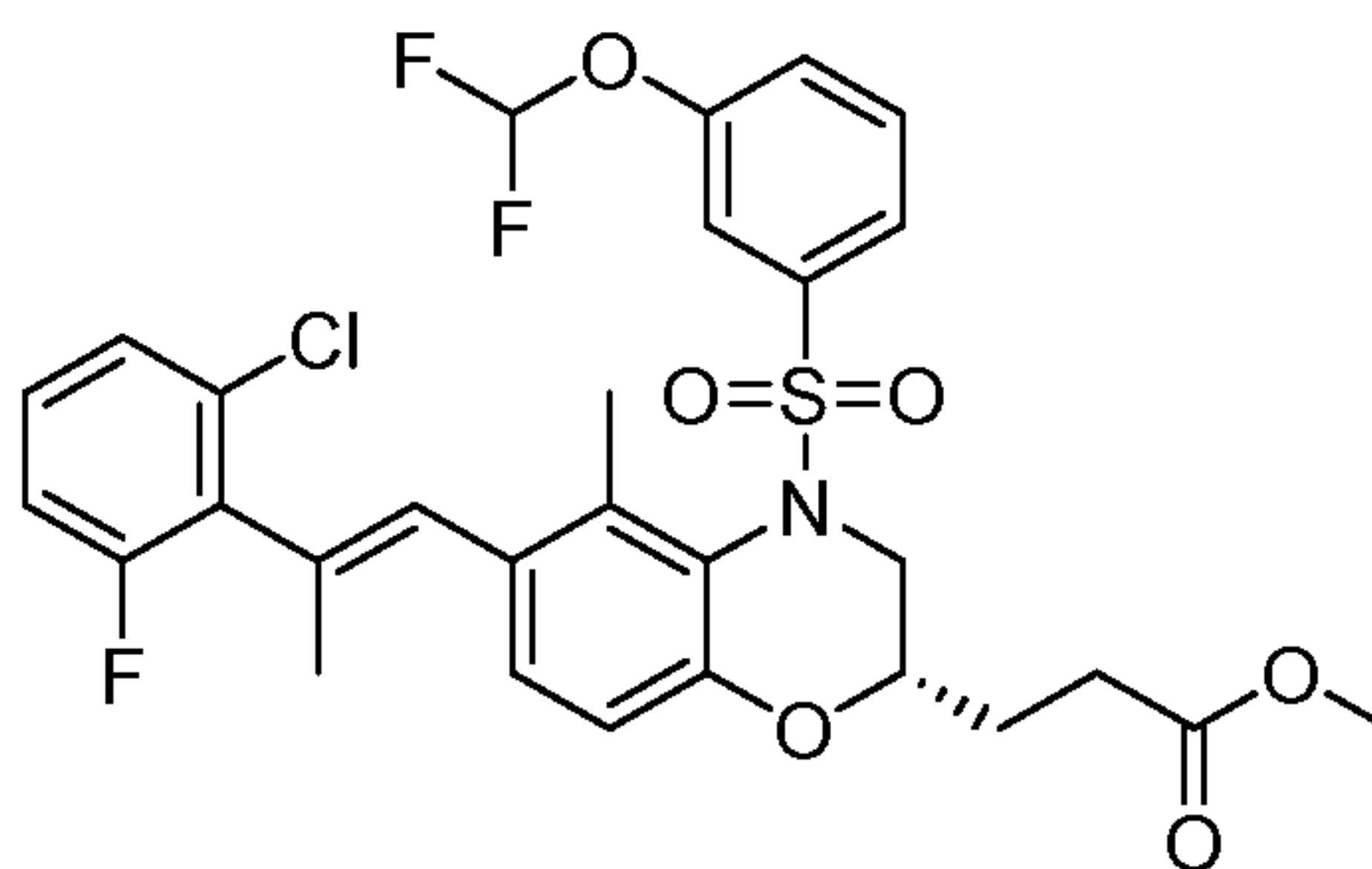
- 227 -

EXAMPLE 58 – Synthesis of (*S,E*)-3-(6-(2-(2-chloro-6-fluorophenyl)prop-1-en-1-yl)-5-methyl-4-((3-(trifluoromethyl)phenyl)sulfonyl)-3,4-dihydro-2*H*-benzo[*b*][1,4]oxazin-2-yl)propanoic acid



- 5 [000462] Based on the procedure in Example 42, (*S,E*)-3-(6-(2-(2-chloro-6-fluorophenyl)prop-1-en-1-yl)-5-methyl-4-((3-(trifluoromethyl)phenyl)sulfonyl)-3,4-dihydro-2*H*-benzo[*b*][1,4]oxazin-2-yl)propanoic acid was prepared. ¹H-NMR (300 MHz, CD₃OD) δ 8.00-7.98 (m, 2H), 7.79-7.75 (m, 2H), 7.36-7.34 (m, 2H), 7.33-7.13 (m, 2H), 6.70-6.68 (d, *J* = 8.4 Hz 1H), 6.45 (s, 1H), 4.87-4.37 (m, 1H), 3.95-3.90 (m, 1H), 3.15-3.09 (m, 1H), 2.43 (s, 3H), 2.38-2.30 (m, 2H), 1.98 (s, 3H), 1.82-1.76 (m, 1H), 1.69-1.60 (m, 1H). (ES, *m/z*): (M+H)⁺ 598.
- 10

EXAMPLE 59 – Synthesis of Methyl (*S,E*)-3-(6-(2-(2-chloro-6-fluorophenyl)prop-1-en-1-yl)-4-((3-(difluoromethoxy)phenyl)sulfonyl)-5-methyl-3,4-dihydro-2*H*-benzo[*b*][1,4]oxazin-2-yl)propanoate



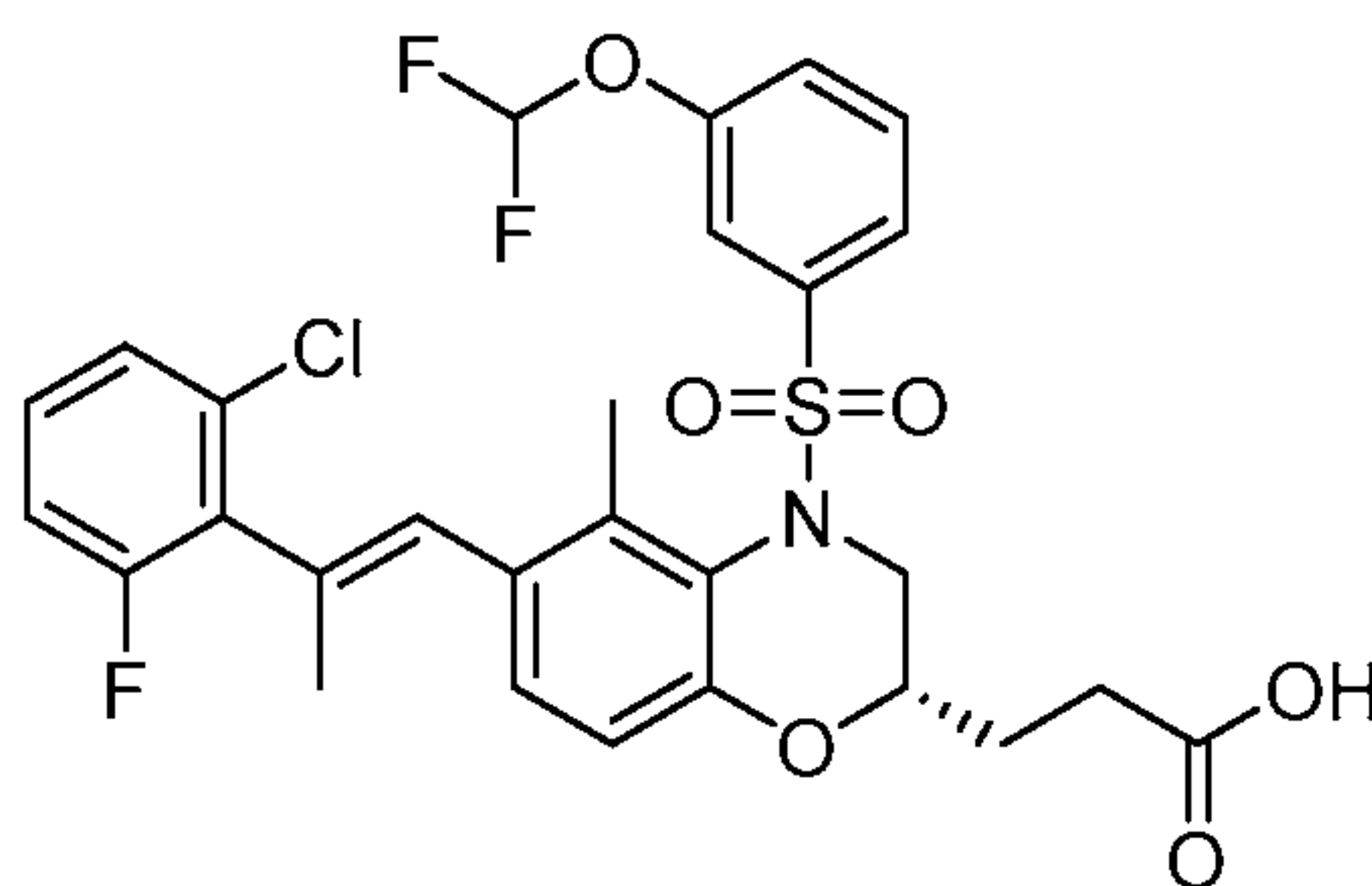
15

- [000463] From 4-bromo-3-methyl-2-nitrophenol, based on the procedure in Example 41, methyl (*S,E*)-3-(6-(2-(2-chloro-6-fluorophenyl)prop-1-en-1-yl)-4-((3-(difluoromethoxy)phenyl)sulfonyl)-5-methyl-3,4-dihydro-2*H*-benzo[*b*][1,4]oxazin-2-yl)propanoate was prepared. ¹H-NMR (300 MHz, CD₃OD) δ 7.59 (t, 1H), 7.49 (m, 2H), 7.31-7.39 (m, 3H), 7.13-7.19 (m, 2H), 6.88 (t, *J* = 72 Hz, 1H), 6.70 (d, 1H), 6.44 (s, 1H), 4.33 (m,
- 20

- 228 -

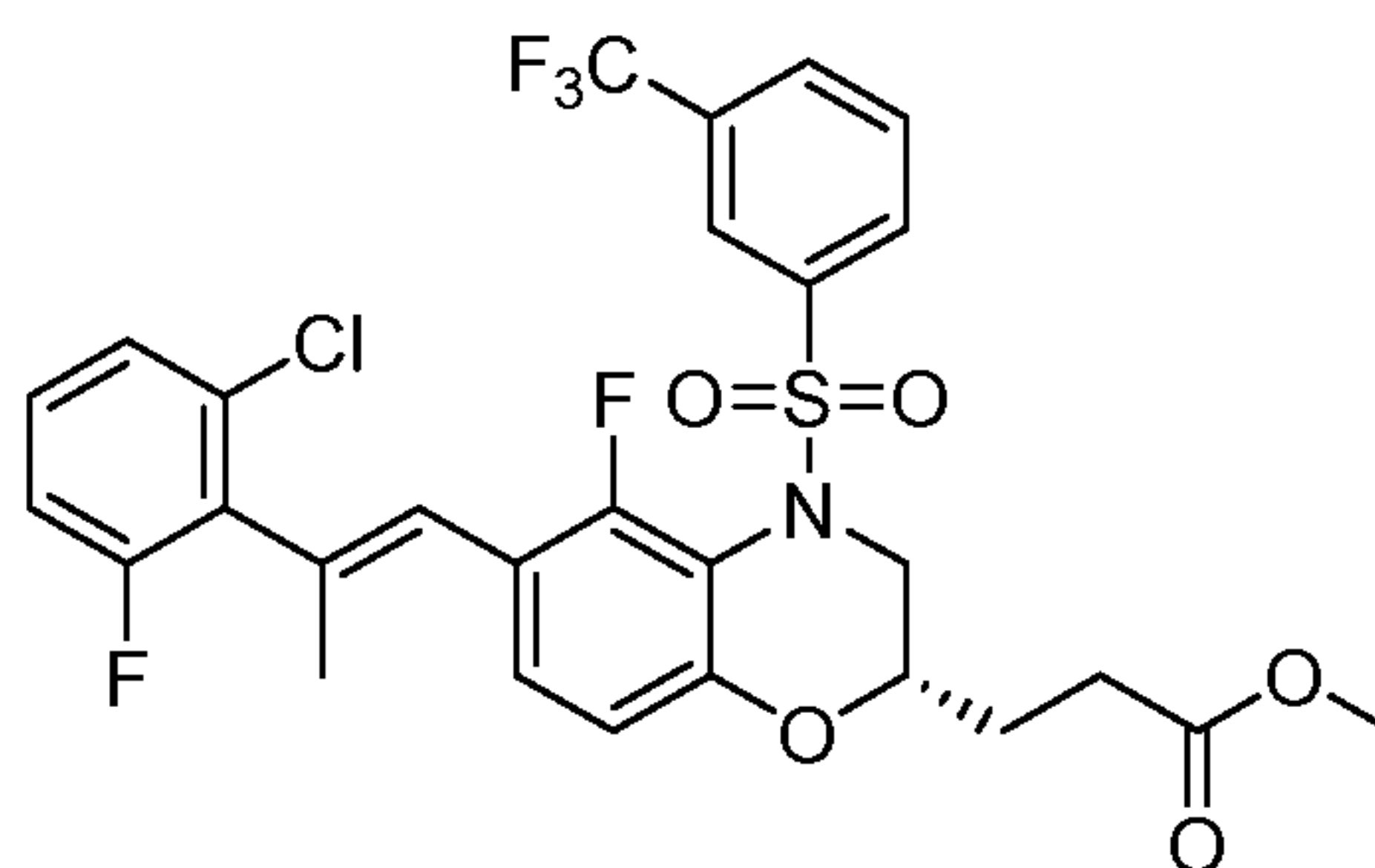
1H), 3.88 (m, 1H), 3.67 (s, 3H), 3.10 (m, 1H), 2.42 (s, 3H), 2.41 (t, 2H), 1.98 (s, 3H), 1.84 (m, 1H), 1.75 (m, 1H). (ES, m/z): (M+Na)⁺ 610.

EXAMPLE 60 – Synthesis of (*S,E*)-3-(6-(2-(2-Chloro-6-fluorophenyl)prop-1-en-1-yl)-4-((3-(difluoromethoxy)phenyl)sulfonyl)-5-methyl-3,4-dihydro-2*H*-benzo[*b*][1,4]oxazin-2-yl)propanoic acid



[000464] Based on the procedure in Example 42, (*S,E*)-3-(6-(2-(2-chloro-6-fluorophenyl)prop-1-en-1-yl)-4-((3-(difluoromethoxy)phenyl)sulfonyl)-5-methyl-3,4-dihydro-2*H*-benzo[*b*][1,4]oxazin-2-yl)propanoic acid was prepared. ¹H-NMR (300 MHz, CD₃OD) δ 7.59 (t, 1H), 7.53 (m, 1H), 7.48 (m, 1H), 7.31-7.39 (m, 3H), 7.13-7.19 (m, 2H), 6.88 (t, *J* = 72 Hz, 1H), 6.72 (d, 1H), 6.44 (s, 1H), 4.30 (m, 1H), 3.88 (m, 1H), 3.10 (m, 1H), 2.42 (s, 3H), 2.40 (t, 2H), 1.99 (s, 3H), 1.89 (m, 1H), 1.68 (m, 1H). (ES, m/z): (M+H)⁺ 596.

EXAMPLE 61 – Synthesis of Methyl (*S,E*)-3-(6-(2-(2-chloro-6-fluorophenyl)prop-1-en-1-yl)-5-fluoro-4-((3-(trifluoromethyl)phenyl)sulfonyl)-3,4-dihydro-2*H*-benzo[*b*][1,4]oxazin-2-yl)propanoate



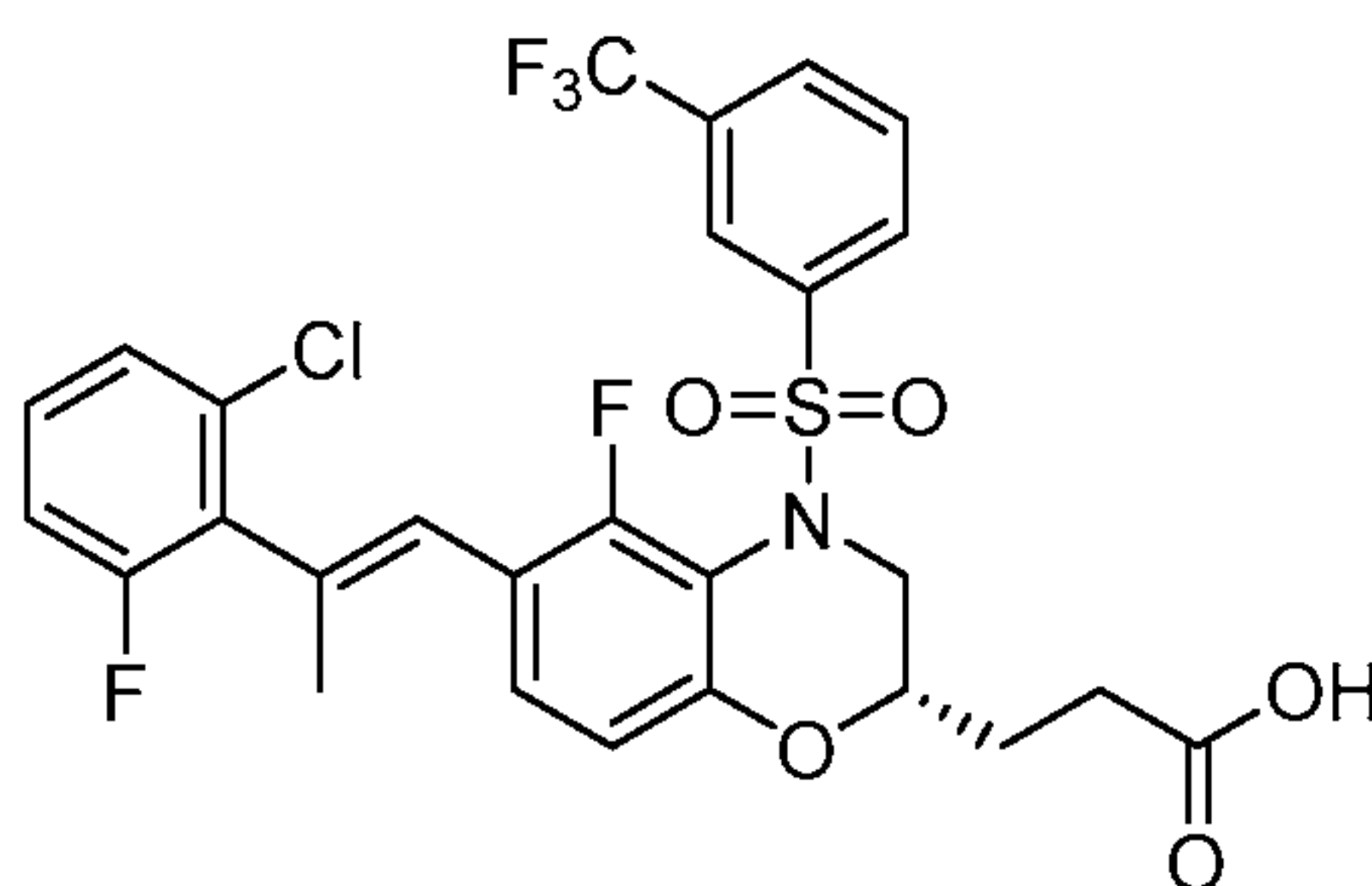
[000465] A solution of 3-fluoro-2-nitrophenol (14.4 g, 91.7 mmol), *N*-bromosuccinimide (19.6 g, 110 mmol), and sulfuric acid (100 mL) was stirred overnight at 65 °C. Then, the reaction mixture was poured onto ice. Next, the resulting mixture was extracted three times with dichloromethane and the organic layers were combined and concentrated. The resulting

- 229 -

residue was purified by MPLC eluting with 20% ethyl acetate in petroleum ether to afford 4-bromo-3-fluoro-2-nitrophenol (3.6 g, 17%) as a yellow solid.

[000466] From 4-bromo-3-fluoro-2-nitrophenol, by the procedure of Example 41, methyl (*S,E*)-3-(6-(2-(2-chloro-6-fluorophenyl)prop-1-en-1-yl)-5-fluoro-4-((3-(trifluoromethyl)phenyl)sulfonyl)-3,4-dihydro-2*H*-benzo[*b*][1,4]oxazin-2-yl)propanoate was prepared. ¹H-NMR (300 MHz, CDCl₃) δ 1.94-1.98 (m, 1H), 2.01-2.14 (m, 4H), 2.55-2.72 (m, 2H), 3.05 (dd, *J* = 9.9 Hz, 14.1 Hz, 1H), 3.73 (s, 3H), 4.10 (dd, *J* = 2.7 Hz, 14.1 Hz, 1H), 4.39-4.45 (m, 1H), 6.33 (s, 1H), 6.75 (d, *J* = 7.5 Hz, 1H), 6.98-7.04 (m, 1H), 7.15-7.23 (m, 3H), 7.71 (t, *J* = 8.1 Hz, 1H), 7.88 (d, *J* = 7.8 Hz, 1H), 8.19 (d, *J* = 7.8 Hz, 1H), 8.25 (s, 1H). (ES, *m/z*): (M+H)⁺ 616.

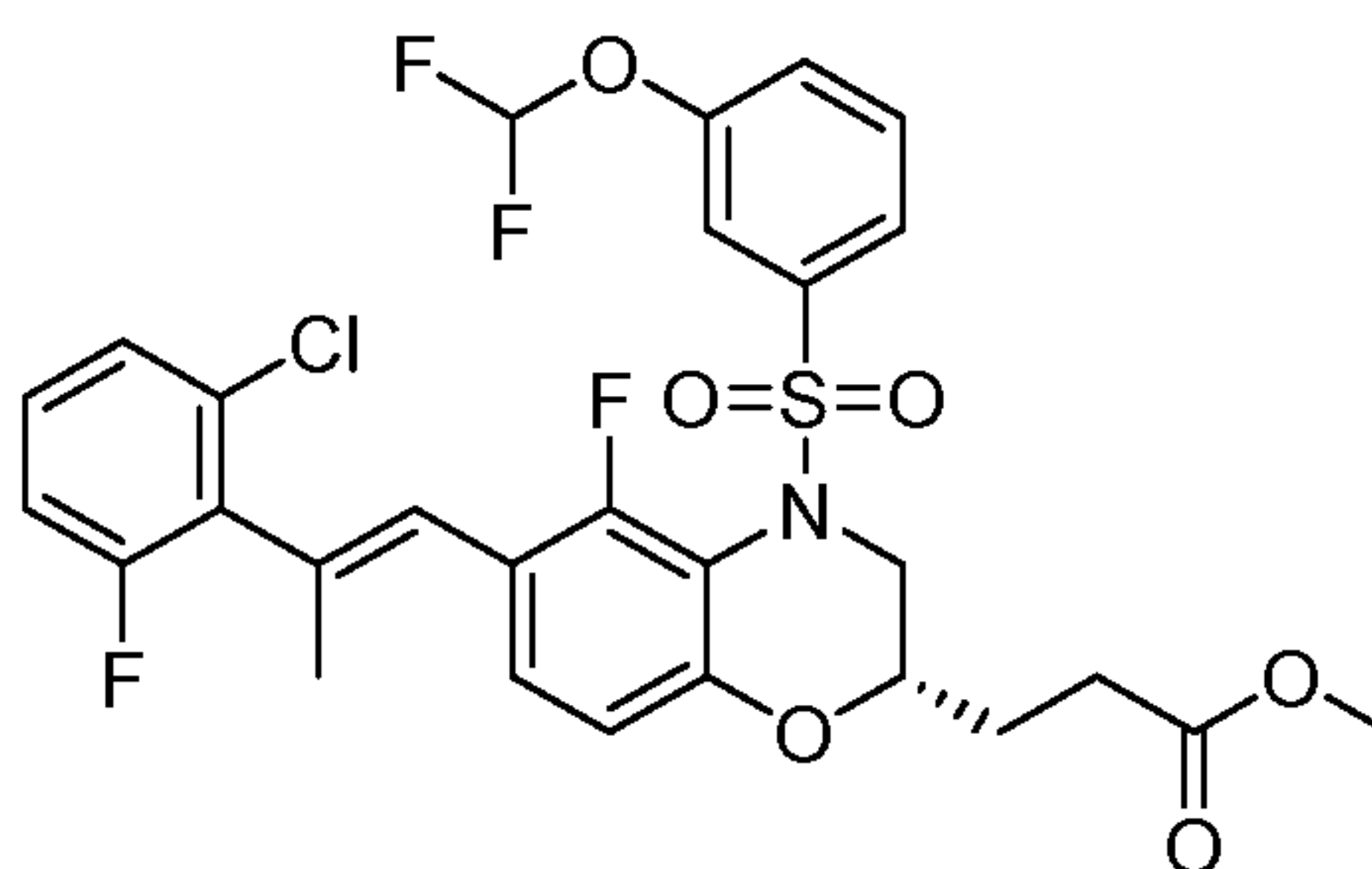
EXAMPLE 62 – Synthesis of (*S,E*)-3-(6-(2-(2-Chloro-6-fluorophenyl)prop-1-en-1-yl)-5-fluoro-4-((3-(trifluoromethyl)phenyl)sulfonyl)-3,4-dihydro-2*H*-benzo[*b*][1,4]oxazin-2-yl)propanoic acid



[000467] Based on the procedure in Example 42, (*S,E*)-3-(6-(2-(2-chloro-6-fluorophenyl)prop-1-en-1-yl)-5-fluoro-4-((3-(trifluoromethyl)phenyl)sulfonyl)-3,4-dihydro-2*H*-benzo[*b*][1,4]oxazin-2-yl)propanoic acid was prepared. ¹H-NMR (300 MHz, CD₃OD) δ 1.89-2.00 (m, 2H), 2.03 (s, 3H), 2.46-2.51 (m, 2H), 3.14 (dd, *J* = 10.5 Hz, 15.0 Hz, 1H), 4.27 (dd, *J* = 2.7 Hz, 14.7 Hz, 1H), 6.26 (s, 1H), 6.80 (d, *J* = 8.7 Hz, 1H), 7.07-7.19 (m, 2H), 7.22-7.33 (m, 2H), 7.84 (t, *J* = 7.8 Hz, 1H), 8.01 (d, *J* = 7.8 Hz, 1H), 8.21 (s, 1H), 8.27 (d, *J* = 7.8 Hz, 1H). (ES, *m/z*): (M+NH₄)⁺ 619.

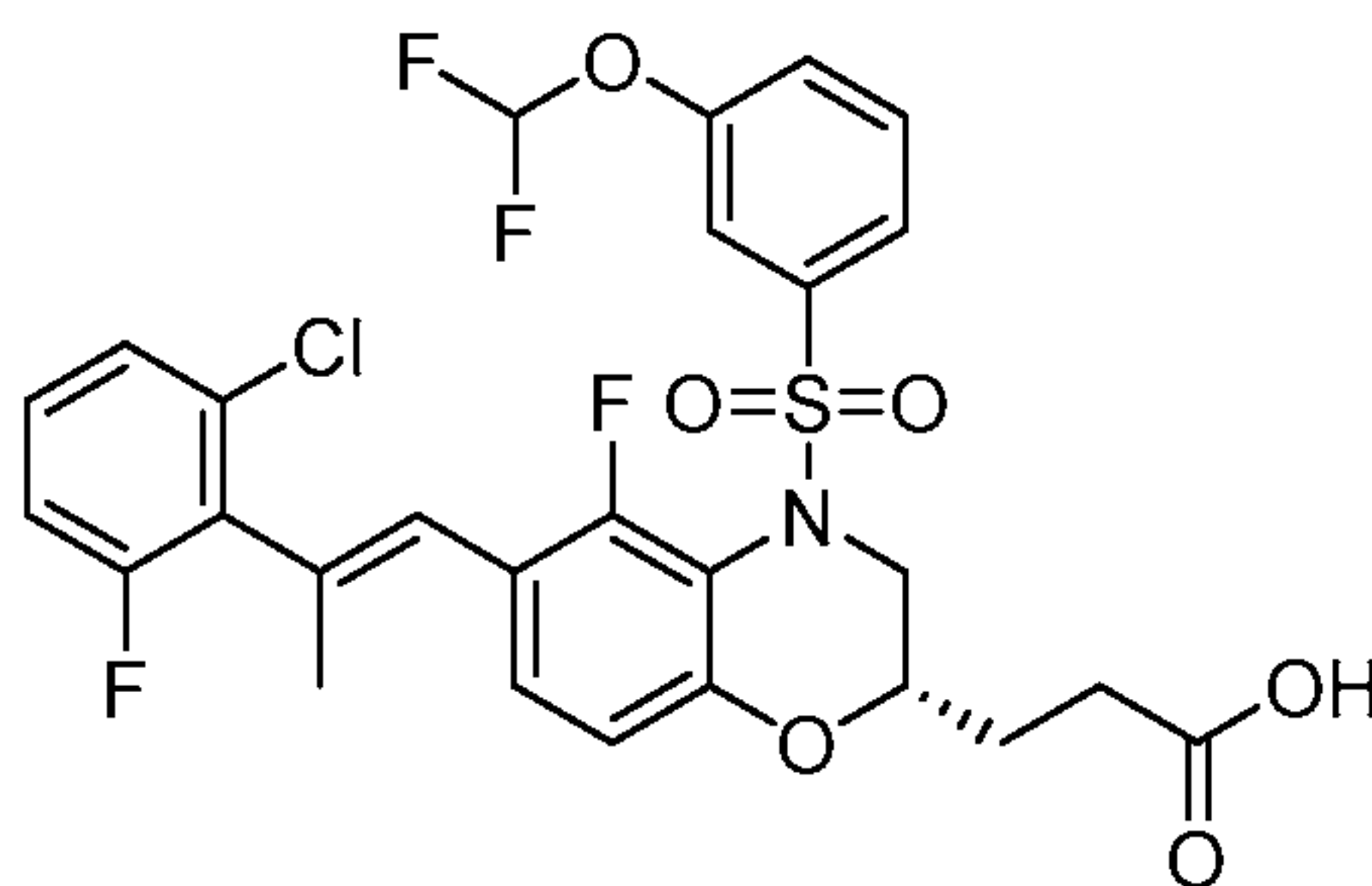
- 230 -

EXAMPLE 63 – Synthesis of Methyl (*S,E*)-3-(6-(2-(2-chloro-6-fluorophenyl)prop-1-en-1-yl)-4-((3-(difluoromethoxy)phenyl)sulfonyl)-5-fluoro-3,4-dihydro-2*H*-benzo[*b*][1,4]oxazin-2-yl)propanoate



- 5 [000468] Based on the procedure in Example 41, methyl (*S,E*)-3-(6-(2-(2-chloro-6-fluorophenyl)prop-1-en-1-yl)-4-((3-(difluoromethoxy)phenyl)sulfonyl)-5-fluoro-3,4-dihydro-2*H*-benzo[*b*][1,4]oxazin-2-yl)propanoate was prepared. ¹H-NMR (300 MHz, CDCl₃) δ 1.90-1.97 (m, 1H), 2.00-2.09 (m, 4H), 2.57-2.66 (m, 2H), 3.01 (d, *J* = 9.9 Hz, 14.1 Hz, 1H), 3.72 (s, 3H), 4.06 (d, *J* = 2.4 Hz, 14.1 Hz, 1H), 4.31-4.38 (m, 1H), 6.35-6.83 (m, 3H), 7.02 (dt, *J* = 2.7 Hz, 6.9 Hz, 1H), 7.15-7.23 (m, 3H), 7.39 (d, *J* = 8.1 Hz, 1H), 7.56 (t, *J* = 8.1 Hz, 1H), 7.75 (s, 1H), 7.82 (d, *J* = 7.8 Hz, 1H). (ES, *m/z*): (M+H)⁺ 614.
- 10

EXAMPLE 64 – Synthesis of (*S,E*)-3-(6-(2-(2-Chloro-6-fluorophenyl)prop-1-en-1-yl)-4-((3-(difluoromethoxy)phenyl)sulfonyl)-5-fluoro-3,4-dihydro-2*H*-benzo[*b*][1,4]oxazin-2-yl)propanoic acid



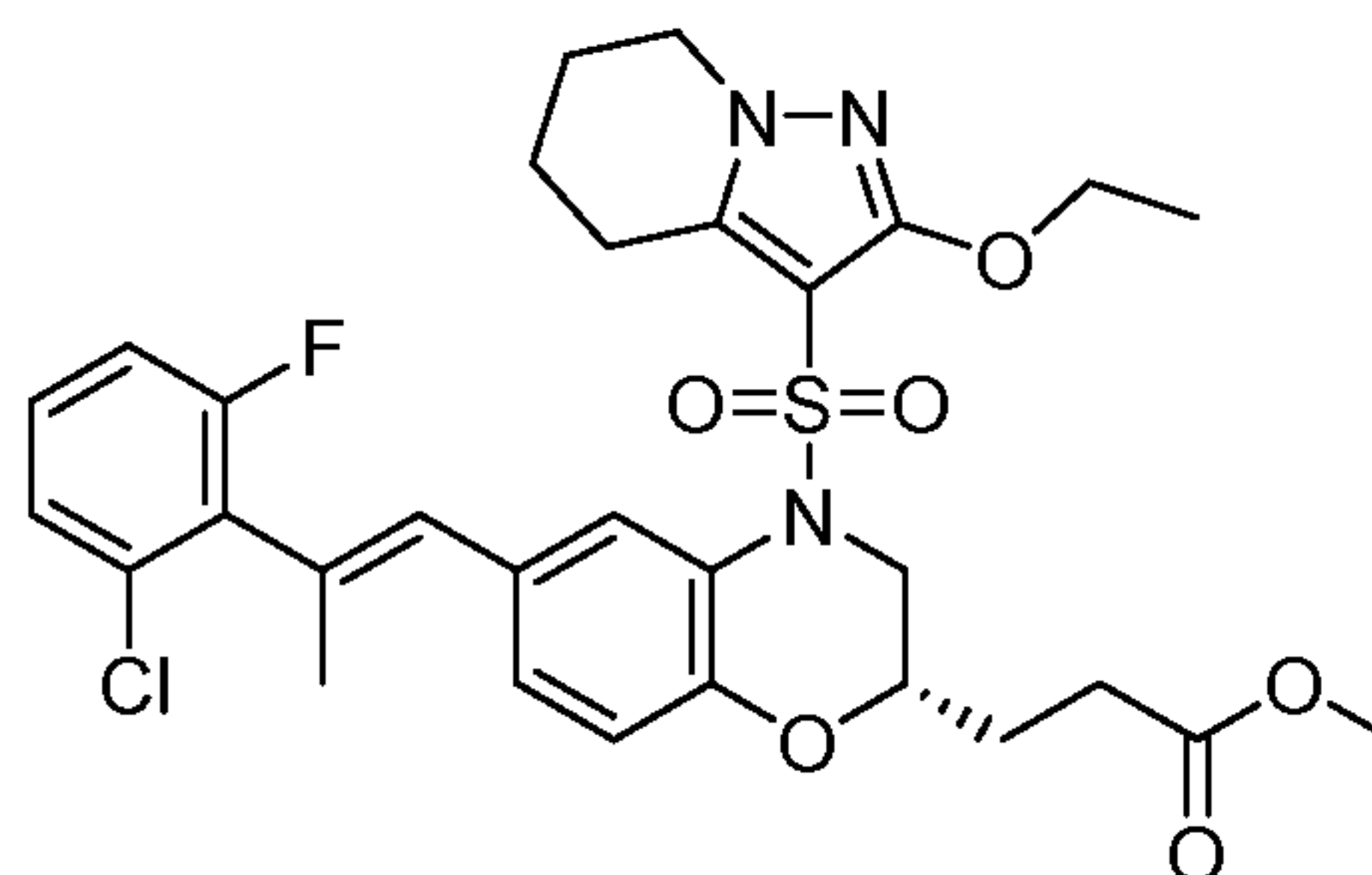
15

- [000469] Based on the procedure in Example 42, (*S,E*)-3-(6-(2-(2-chloro-6-fluorophenyl)prop-1-en-1-yl)-4-((3-(difluoromethoxy)phenyl)sulfonyl)-5-fluoro-3,4-dihydro-2*H*-benzo[*b*][1,4]oxazin-2-yl)propanoic acid was prepared. ¹H-NMR (300 MHz, CDCl₃) δ 1.88-1.98 (m, 1H), 2.01-2.09 (m, 4H), 2.58-2.77 (m, 2H), 3.03 (dd, *J* = 9.9 Hz, 14.1 Hz, 1H), 4.07 (dd, *J* = 2.4 Hz, 14.1 Hz, 1H), 4.33-4.40 (m, 1H), 6.34-6.82 (m, 3H), 6.98-7.06 (m, 1H),
- 20

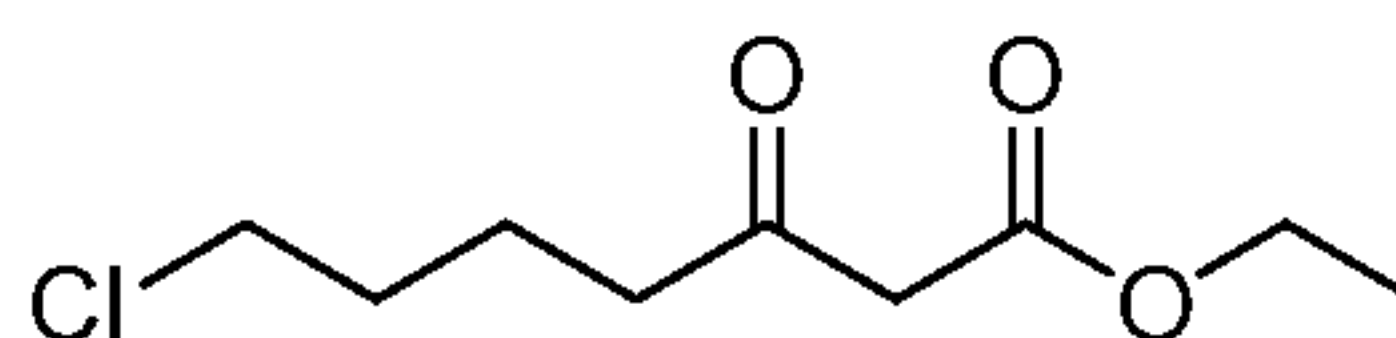
- 231 -

7.15-7.24 (m, 3H), 7.39 (d, $J = 8.1$ Hz, 1H), 7.56 (t, $J = 8.1$ Hz, 1H), 7.75 (s, 1H), 7.83 (d, $J = 7.8$ Hz, 1H). (ES, m/z): (M+H)⁺ 600.

EXAMPLE 65 – Synthesis of Methyl (*S,E*)-3-(6-(2-(2-chloro-6-fluorophenyl)prop-1-en-1-yl)-4-((2-ethoxy-4,5,6,7-tetrahydropyrazolo[1,5-*a*]pyridin-3-yl)sulfonyl)-3,4-dihydro-2*H*-benzo[*b*][1,4]oxazin-2-yl)propanoate

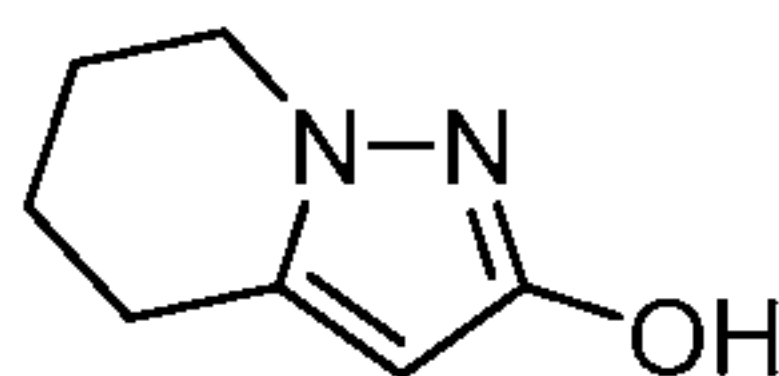


Part I – Synthesis of Ethyl 7-chloro-3-oxoheptanoate



[000470] A solution of ethyl 3-oxobutanoate (1.95 g, 14.98 mmol) in tetrahydrofuran (20 mL) was added dropwise to a stirred 1 M solution of lithium diisopropylamine (30 mL, 30 mmol) at -78 °C. The solution was stirred for an additional hour at -78 °C, and then a solution of 1-chloro-3-iodopropane (3.07 g, 15.02 mmol) in tetrahydrofuran (50 mL) was added. The resulting solution was allowed to warm to room temperature and stirred for an additional two hours. Water was added, and the mixture was extracted twice with ethyl acetate. The combined organic layers were dried (Na_2SO_4) and concentrated. The resulting residue was purified via MPLC eluting with a gradient of 20-50% ethyl acetate in petroleum ether to afford ethyl 7-chloro-3-oxoheptanoate (2.8 g, 90%) as an oil.

Part II – Synthesis of 4,5,6,7-Tetrahydropyrazolo[1,5-*a*]pyridin-2-ol

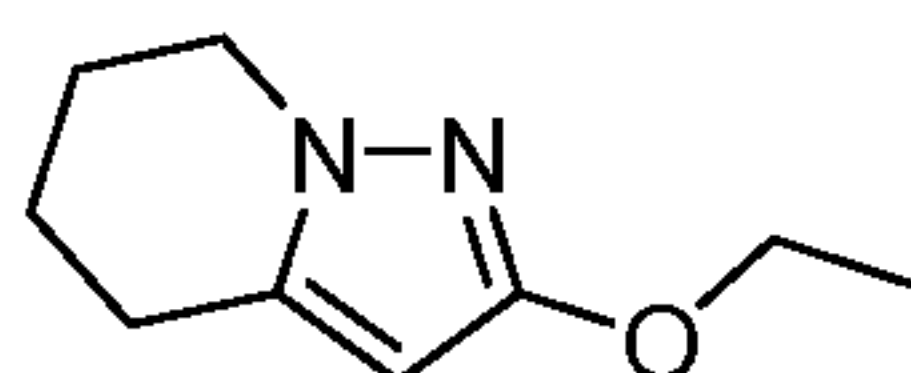


[000471] A mixture of ethyl 7-chloro-3-oxoheptanoate (2.8 g, 13.55 mmol), hydrazine (2.5 mL, 0.04 mol) and ethanol (20 mL) was stirred for four hours at 100 °C. Cooled, concentrated, and purified the resulting residue by MPLC eluting with a gradient of 20-50%

- 232 -

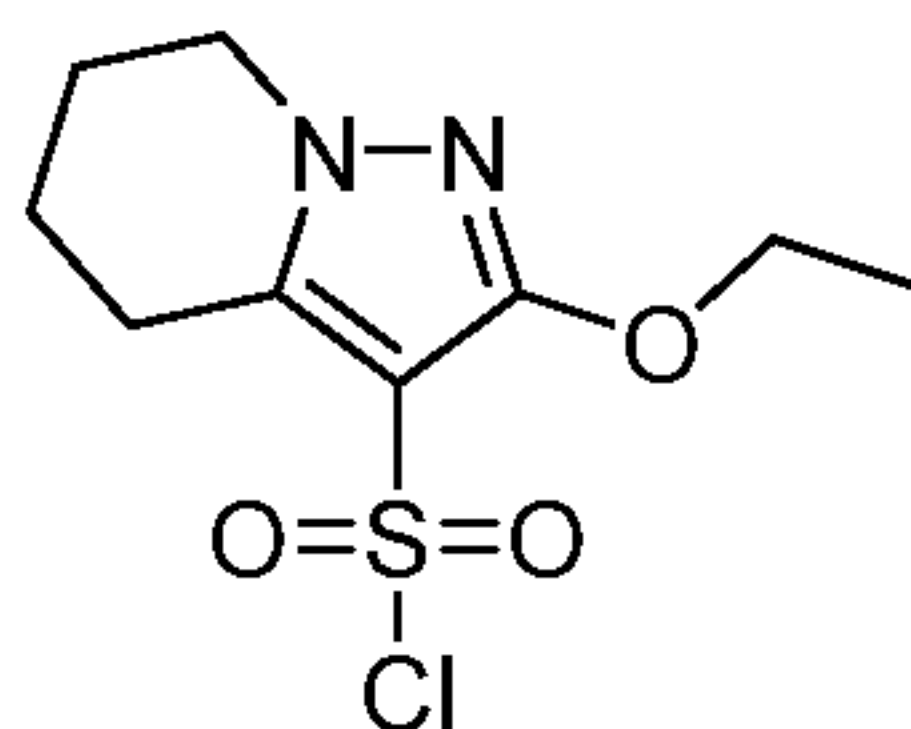
ethyl acetate in petroleum ether to afford 4,5,6,7-tetrahydropyrazolo[1,5-*a*]pyridin-2-ol (1.14 g, 61%) as a white solid.

Part III – Synthesis of 2-Ethoxy-4,5,6,7-tetrahydropyrazolo[1,5-*a*]pyridine



- 5 [000472] A mixture of 4,5,6,7-tetrahydropyrazolo[1,5-*a*]pyridin-2-ol (1.14 g, 8.02 mmol), bromoethane (4.5 g, 41.30 mmol), potassium carbonate (5.66 g, 40.95 mmol), and *N,N*-dimethylformamide (20 mL) was stirred overnight at room temperature. Water was added, and the mixture was extracted three times with ethyl acetate. The combined organic layers were dried (Na_2SO_4) and concentrated. The resulting residue was purified via MPLC eluting with a
- 10 gradient of 20-50% ethyl acetate in petroleum ether to afford 2-ethoxy-4,5,6,7-tetrahydropyrazolo[1,5-*a*]pyridine (1.18 g, 86%) as a yellow oil.

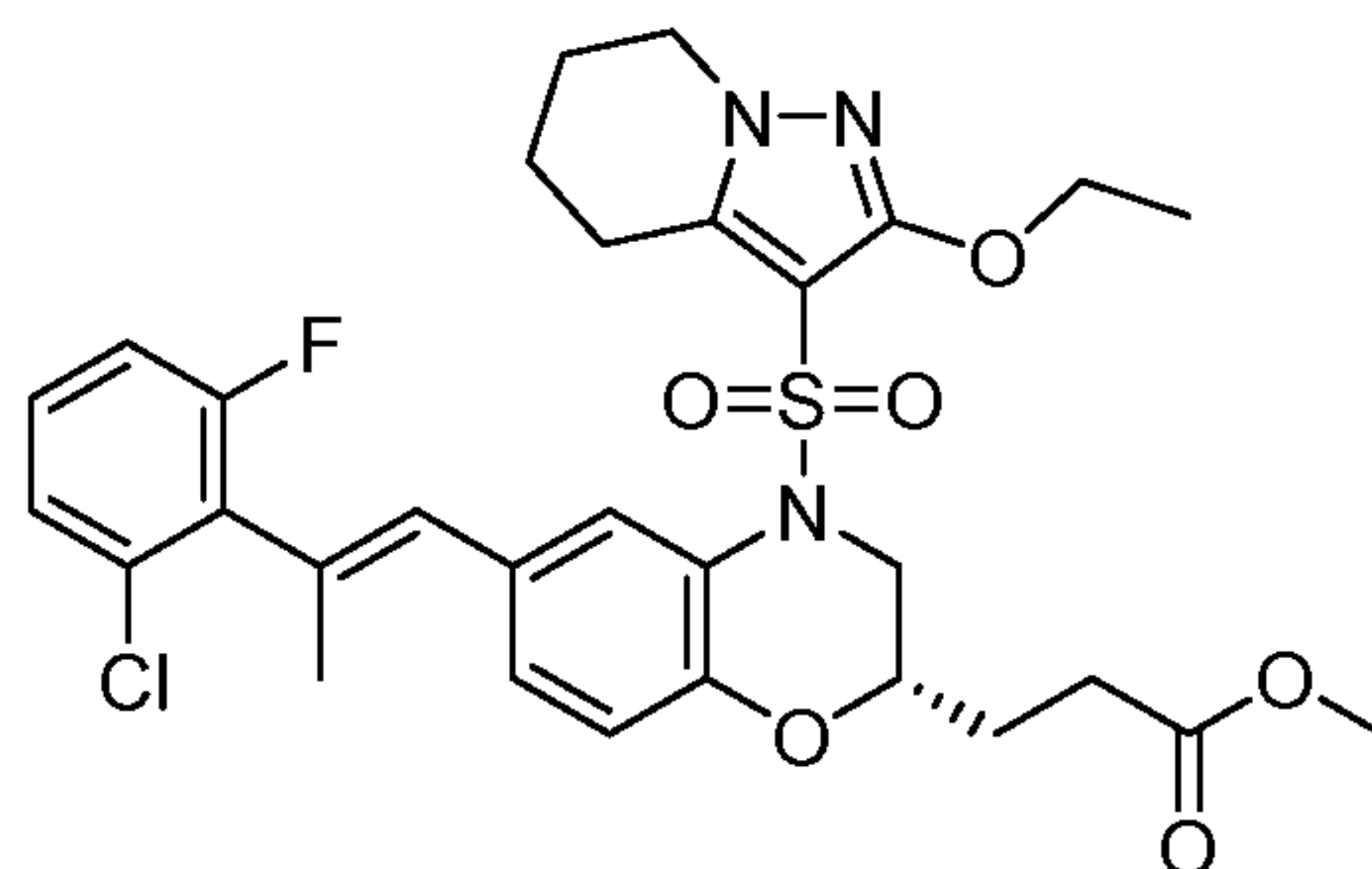
Part IV – Synthesis of 2-Ethoxy-4,5,6,7-tetrahydropyrazolo[1,5-*a*]pyridine-3-sulfonyl chloride



- 15 [000473] A mixture of 2-ethoxy-4,5,6,7-tetrahydropyrazolo[1,5-*a*]pyridine (1.18 g, 7.10 mmol), chlorosulfonic acid (10 mL) and dichloromethane (20 mL) was stirred for three hours at reflux. The mixture was cooled, and washed with water. The aqueous layer was reextracted three times with dichloromethane. The combined organic layers were dried (Na_2SO_4) and concentrated. The resulting residue was purified via MPLC eluting with a gradient of 20-50%
- 20 ethyl acetate in petroleum ether to afford 2-ethoxy-4,5,6,7-tetrahydropyrazolo[1,5-*a*]pyridine-3-sulfonyl chloride (1.13 g, 60%) as a colorless solid.

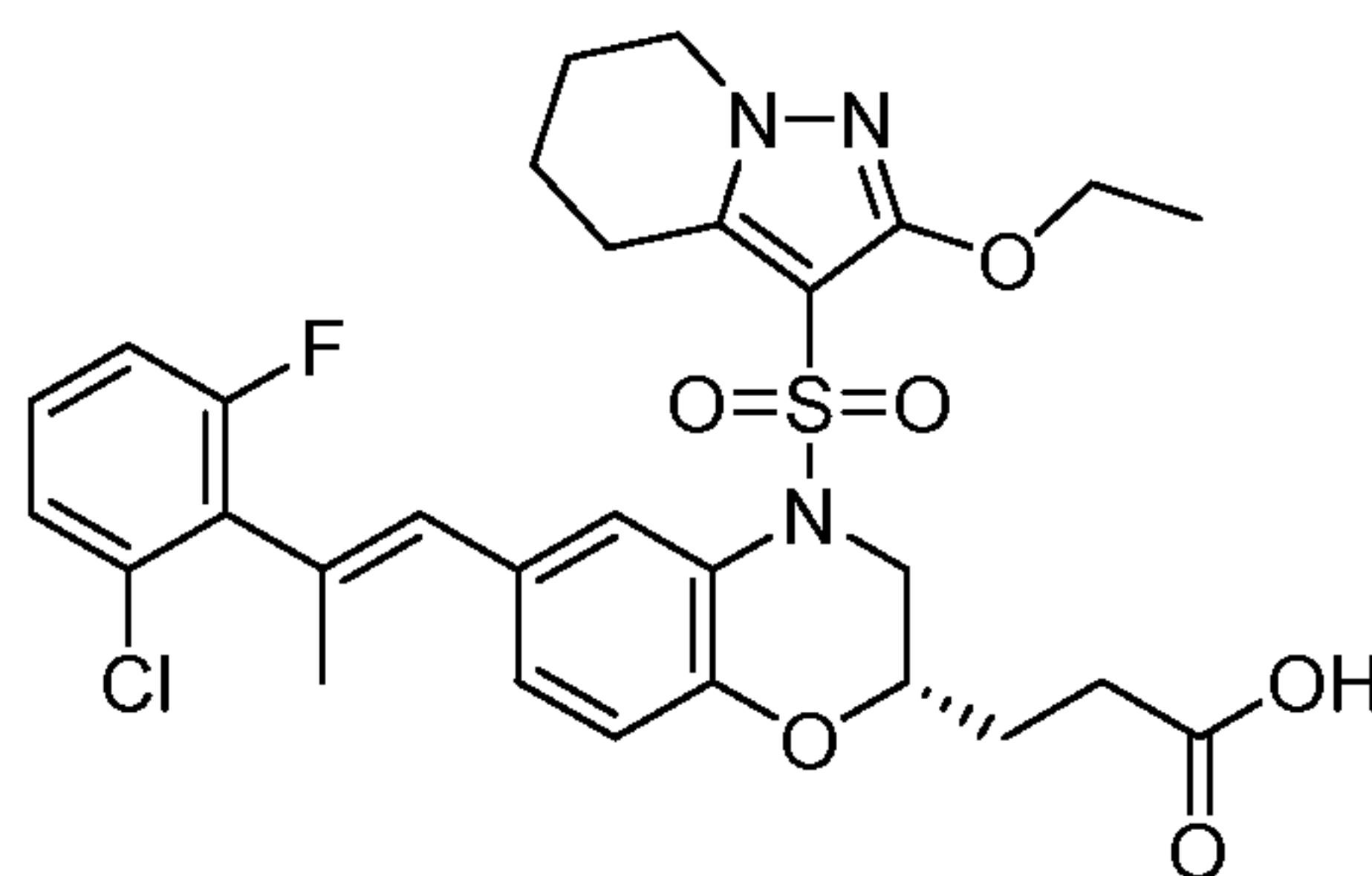
- 233 -

Part V – Synthesis of Methyl (*S,E*)-3-(6-(2-(2-chloro-6-fluorophenyl)prop-1-en-1-yl)-4-((2-ethoxy-4,5,6,7-tetrahydropyrazolo[1,5-*a*]pyridin-3-yl)sulfonyl)-3,4-dihydro-2*H*-benzo[*b*][1,4]oxazin-2-yl)propanoate



- 5 **[000474]** Based on the procedure in Example 29, methyl (*S,E*)-3-(6-(2-(2-chloro-6-fluorophenyl)prop-1-en-1-yl)-4-((2-ethoxy-4,5,6,7-tetrahydropyrazolo[1,5-*a*]pyridin-3-yl)sulfonyl)-3,4-dihydro-2*H*-benzo[*b*][1,4]oxazin-2-yl)propanoate was prepared. ¹H-NMR (300 MHz, CD₃OD) δ 7.77 (s, 1H), 7.32-7.29 (m, 2H), 7.13-7.05 (m, 2H), 6.89 (d, *J* = 8.4 Hz, 1H), 6.33 (s, 1H), 4.30 (dd, *J* = 14.4 Hz, 2.4 Hz, 1H), 4.16-4.10 (m, 2H), 3.97-3.91 (m, 3H),
 10 3.71 (s, 3H), 3.25 (dd, *J* = 14.4 Hz, 2.4 Hz, 1H), 2.94 (m, 1H), 2.79 (m, 1H), 2.61-2.57 (m, 2H), 2.15 (s, 3H), 2.02-1.86 (m, 6H), 1.23 (t, *J* = 7.2 Hz, 3H). (ES, *m/z*): (M+H)⁺ 618.

EXAMPLE 66 – Synthesis of (*S,E*)-3-(6-(2-(2-Chloro-6-fluorophenyl)prop-1-en-1-yl)-4-((2-ethoxy-4,5,6,7-tetrahydropyrazolo[1,5-*a*]pyridin-3-yl)sulfonyl)-3,4-dihydro-2*H*-benzo[*b*][1,4]oxazin-2-yl)propanoic acid



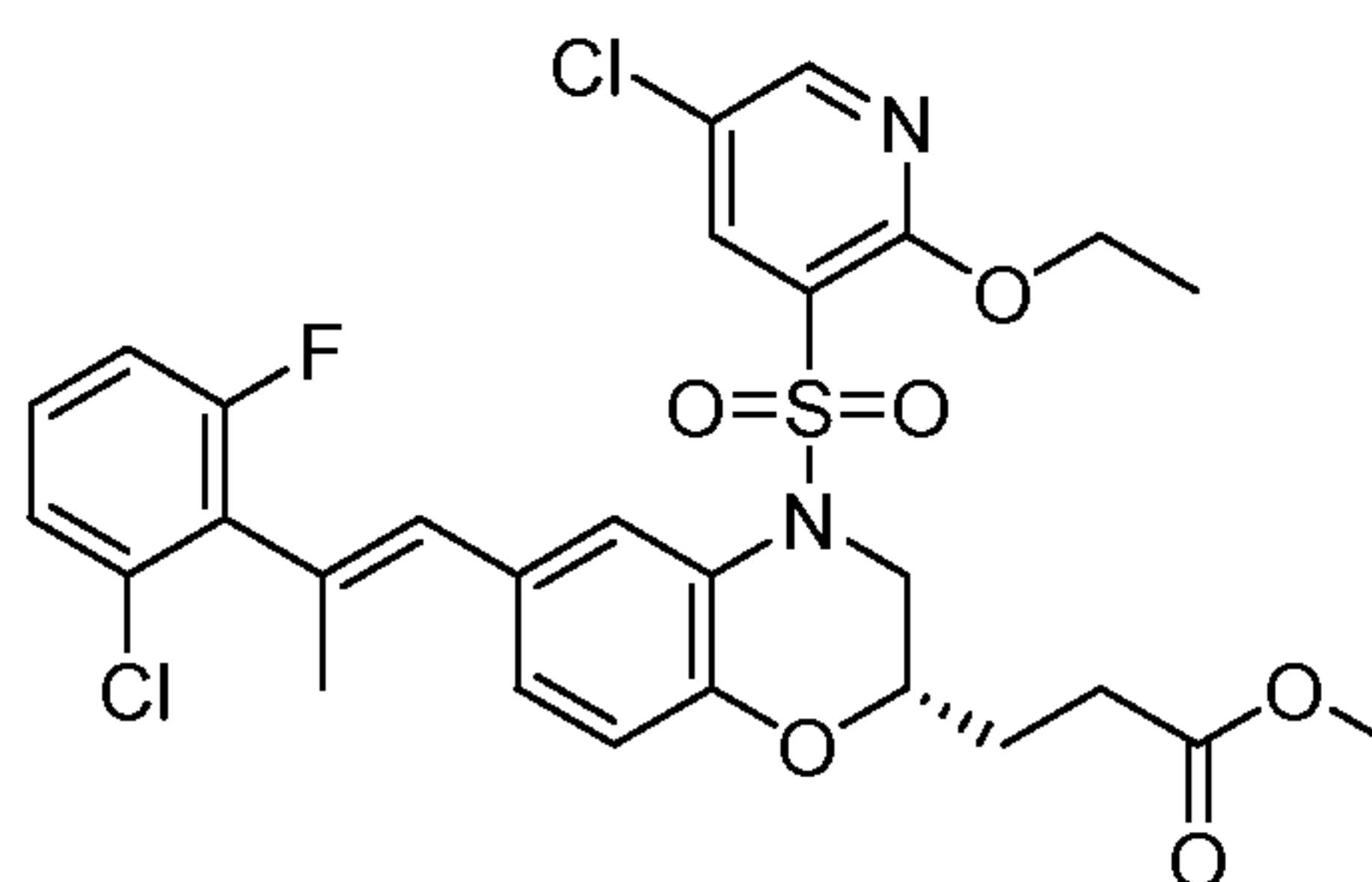
15

- [000475]** Based on the procedure in Example 42, (*S,E*)-3-(6-(2-(2-chloro-6-fluorophenyl)prop-1-en-1-yl)-4-((2-ethoxy-4,5,6,7-tetrahydropyrazolo[1,5-*a*]pyridin-3-yl)sulfonyl)-3,4-dihydro-2*H*-benzo[*b*][1,4]oxazin-2-yl)propanoic acid was prepared. ¹H-NMR (300 MHz, CD₃OD) δ 7.78 (s, 1H), 7.32-7.29 (m, 2H), 7.15-7.05 (m, 2H), 6.90 (d, *J* = 8.4 Hz, 1H), 6.34 (s, 1H), 4.32 (dd, *J* = 14.4 Hz, 2.4 Hz, 1H), 4.17-4.10 (m, 2H), 3.96-3.92 (m, 3H),
 20 1H), 3.71 (s, 3H), 3.25 (dd, *J* = 14.4 Hz, 2.4 Hz, 1H), 2.94 (m, 1H), 2.79 (m, 1H), 2.61-2.57 (m, 2H), 2.15 (s, 3H), 2.02-1.86 (m, 6H), 1.23 (t, *J* = 7.2 Hz, 3H).

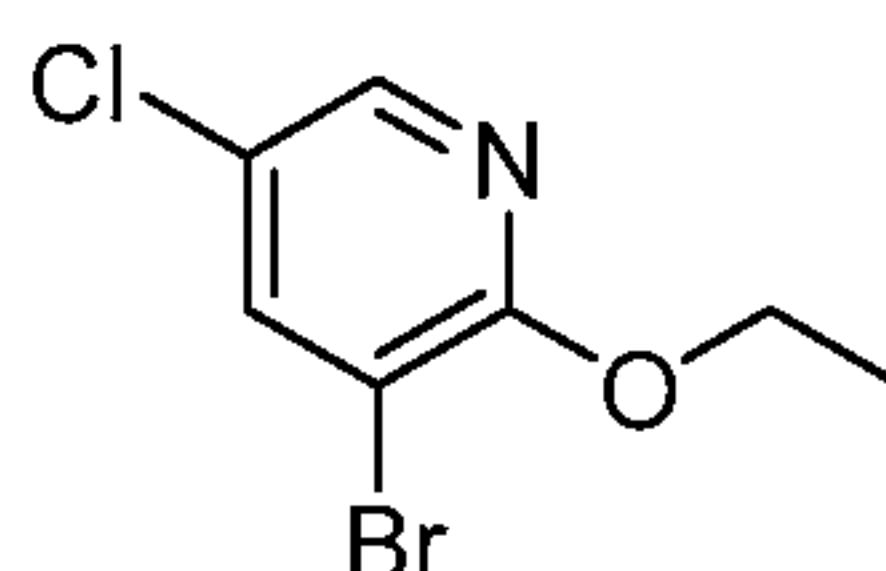
- 234 -

3.24 (dd, $J = 14.4$ Hz, 2.4 Hz, 1H), 2.93 (m, 1H), 2.79 (m, 1H), 2.56-2.53 (m, 2H), 2.15 (s, 3H), 2.01-1.87 (m, 6H), 1.23 (t, $J = 7.2$ Hz, 3H). (ES, m/z): (M+H)⁺ 604.

EXAMPLE 67 – Synthesis of Methyl (*S,E*)-3-(4-((5-chloro-2-ethoxypyridin-3-yl)sulfonyl)-6-(2-(2-chloro-6-fluorophenyl)prop-1-en-1-yl)-3,4-dihydro-2*H*-benzo[*b*][1,4]oxazin-2-yl)propanoate

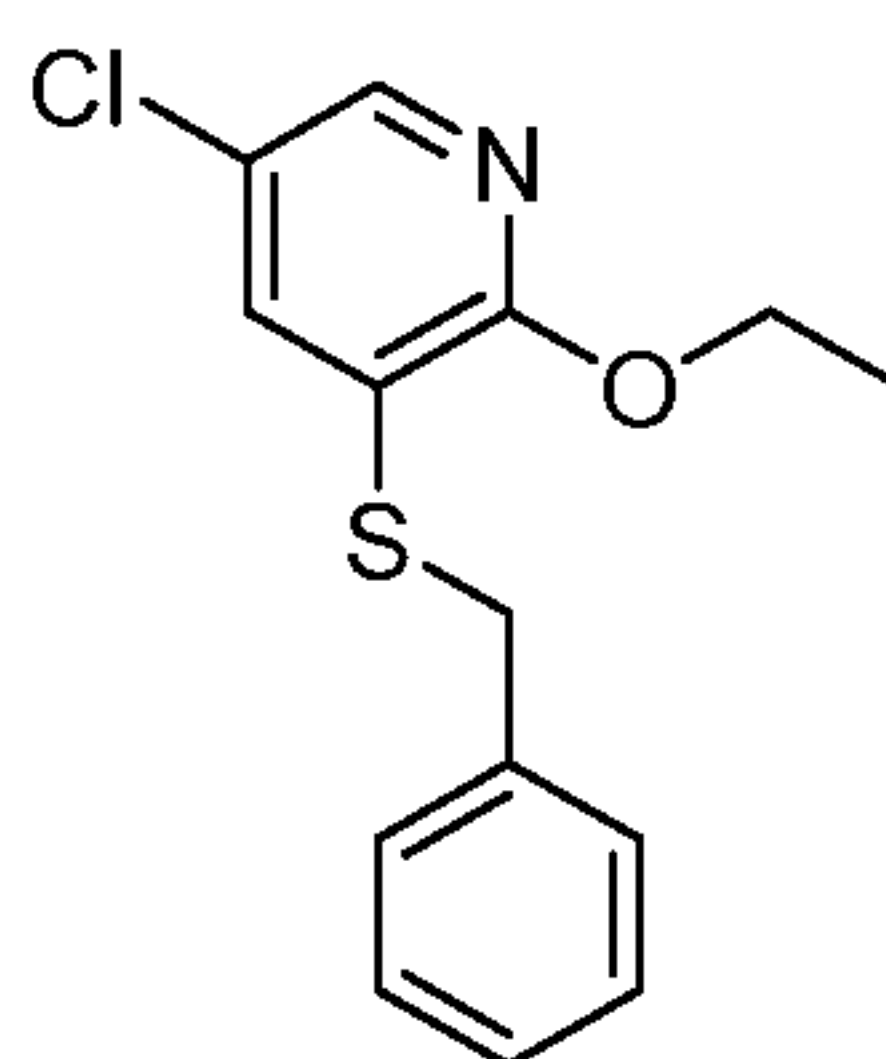


Part I – Synthesis of 3-Bromo-5-chloro-2-ethoxypyridine



[000476] To a solution of 3-bromo-2-chloro-5-(trifluoromethyl)pyridine (5.0 g, 22.0 mmol) in ethanol (50 mL) was added sodium ethoxide (4.5 g, 66 mmol) and the mixture was microwaved for ten minutes at 150 °C. The mixture was diluted with water, extracted twice with ethyl acetate, the combined organic layers were dried (Na₂SO₄) and concentrated to afford 3-bromo-5-chloro-2-ethoxypyridine (5.0 g, 96%) as a colorless oil.

Part II – Synthesis of 3-(Benzylthio)-5-chloro-2-ethoxypyridine



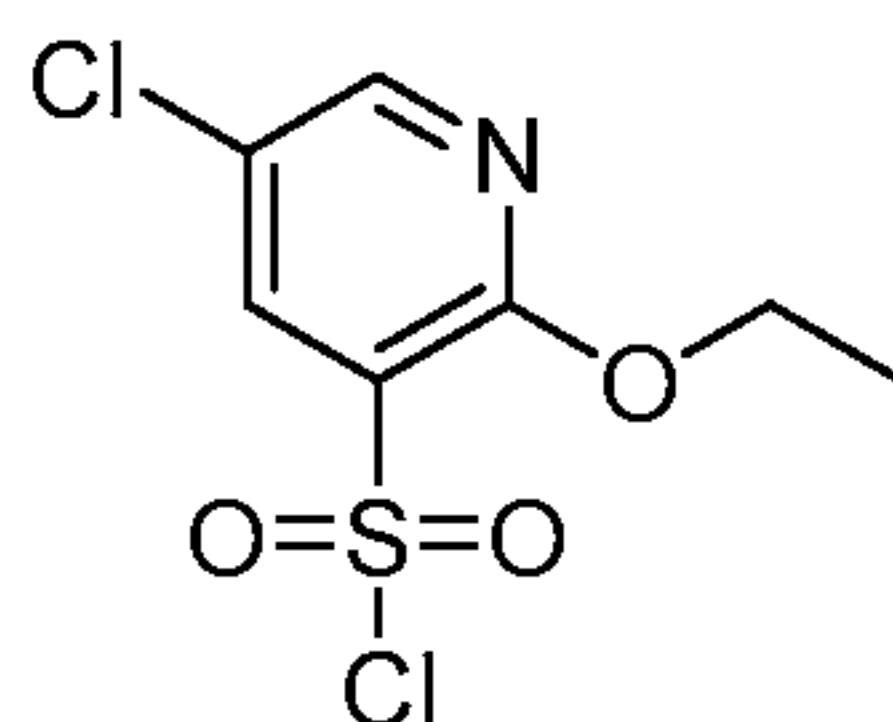
15

[000477] A mixture of 3-bromo-5-chloro-2-ethoxypyridine (4.8 g, 20.3 mmol), phenylmethanethiol (2.53 g, 20.4 mmol), *N,N*-diisopropylethylamine (5.2 g, 40.2 mmol), tris(dibenzylideneacetone)dipalladium(0) (0.90 g, 0.98 mmol), 4,5-bis(diphenylphosphino)-9,9-dimethylxanthene (1.2 g, 2.07 mmol), and toluene (50 mL) was stirred for two hours at 110 °C.

- 235 -

The mixture was filtered; the filtrate was concentrated and the resulting residue was purified via MPLC eluting with a gradient of 0-2.5% ethyl acetate in petroleum ether to afford 3-(benzylthio)-5-chloro-2-ethoxypyridine (4.8 g, 85%) as a white solid.

Part III – Synthesis of 5-Chloro-2-ethoxypyridine-3-sulfonyl chloride

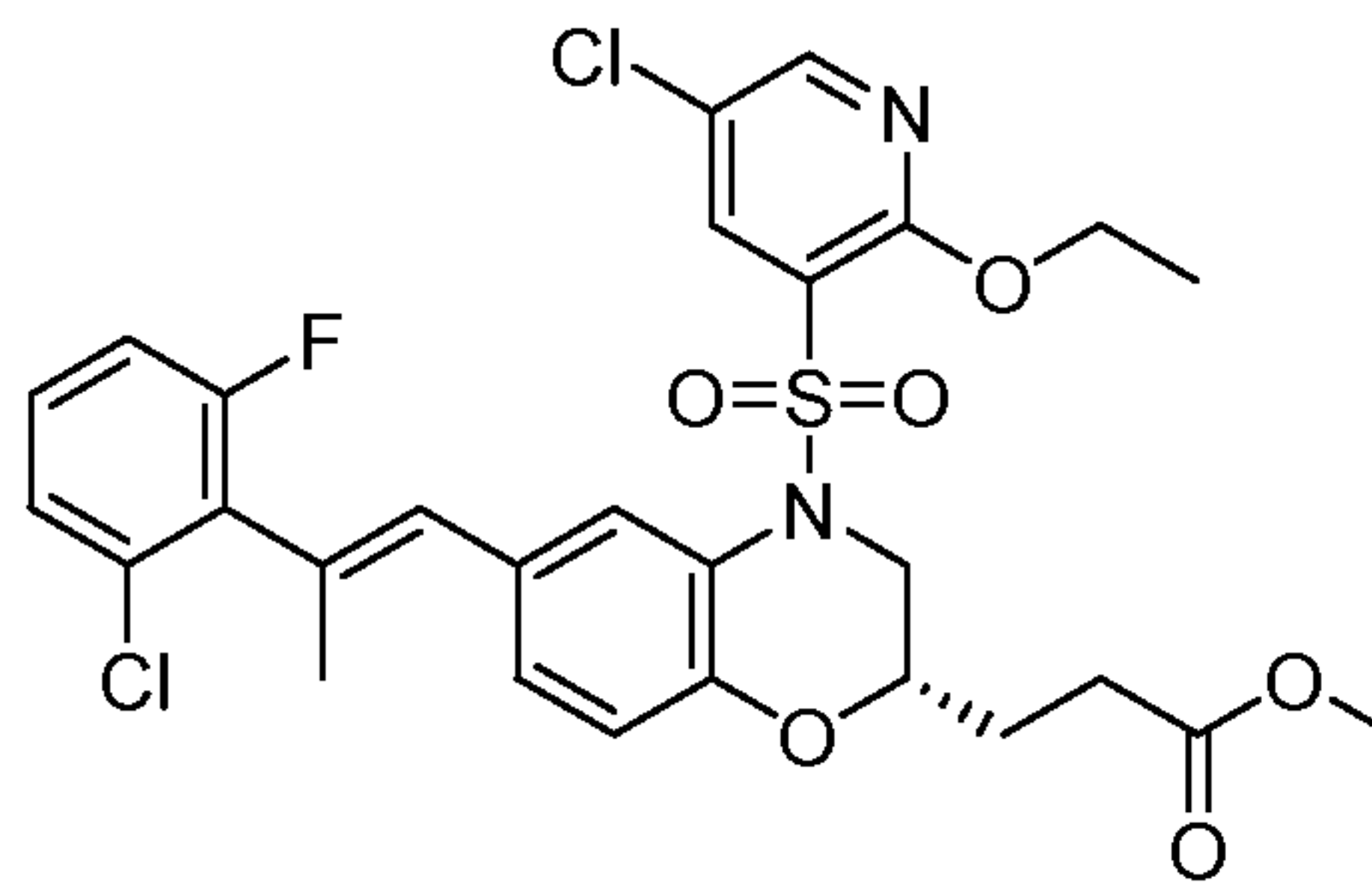


5

[000478] A mixture of 3-(benzylthio)-5-chloro-2-ethoxypyridine (2.00 g, 7.15 mmol), *N*-chlorosuccinimide (3.70 g, 27.7 mmol), acetic acid (20 mL), and water (6 mL) was stirred for one hour at room temperature and concentrated. The resulting residue was purified via MPLC eluting with (1:10) ethyl acetate: petroleum ether to afford 5-chloro-2-ethoxypyridine-3-sulfonyl chloride (1.80 g, 98%) as a white solid.

10

Part IV – Synthesis of Methyl (*S,E*)-3-(4-((5-chloro-2-ethoxypyridin-3-yl)sulfonyl)-6-(2-(2-chloro-6-fluorophenyl)prop-1-en-1-yl)-3,4-dihydro-2*H*-benzo[*b*][1,4]oxazin-2-yl)propanoate



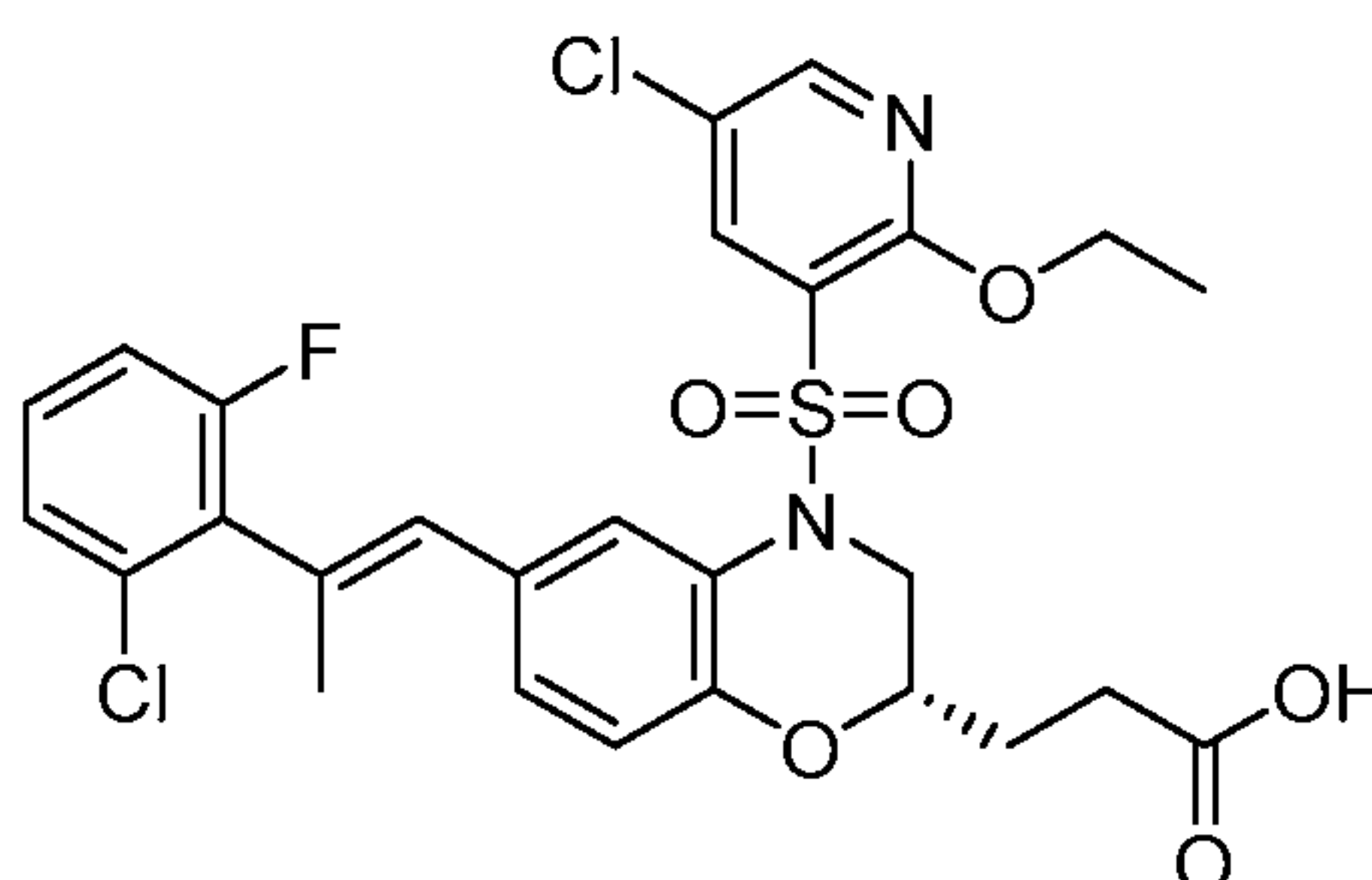
15

[000479] Using the method of 29, methyl (*S,E*)-3-(4-((5-chloro-2-ethoxypyridin-3-yl)sulfonyl)-6-(2-(2-chloro-6-fluorophenyl)prop-1-en-1-yl)-3,4-dihydro-2*H*-benzo[*b*][1,4]oxazin-2-yl)propanoate was prepared. ¹H-NMR (400 MHz, CD₃OD) δ 8.40-8.36 (d, *J* = 15.6 Hz 2H), 7.58 (s, 1H), 7.33-7.27 (m, 2H), 7.14-7.10 (m, 1H), 7.04-7.02 (d, *J* = 8.4 Hz, 1H), 6.93-6.91 (d, *J* = 8.4 Hz, 1H), 6.31 (s, 1H), 4.43-4.32 (m, 2H), 4.28-4.24 (d, *J* = 14 Hz, 1H), 3.95 (s, 1H), 3.69 (s, 3H), 3.49-3.43 (m, 1H), 2.59-2.55 (t, *J* = 6.8 Hz, 2H), 2.11 (s, 3H), 2.04-1.89 (m, 2H), 1.23-1.20 (t, *J* = 7.2 Hz, 3H). (ES, *m/z*): (M+H)⁺ 609.

20

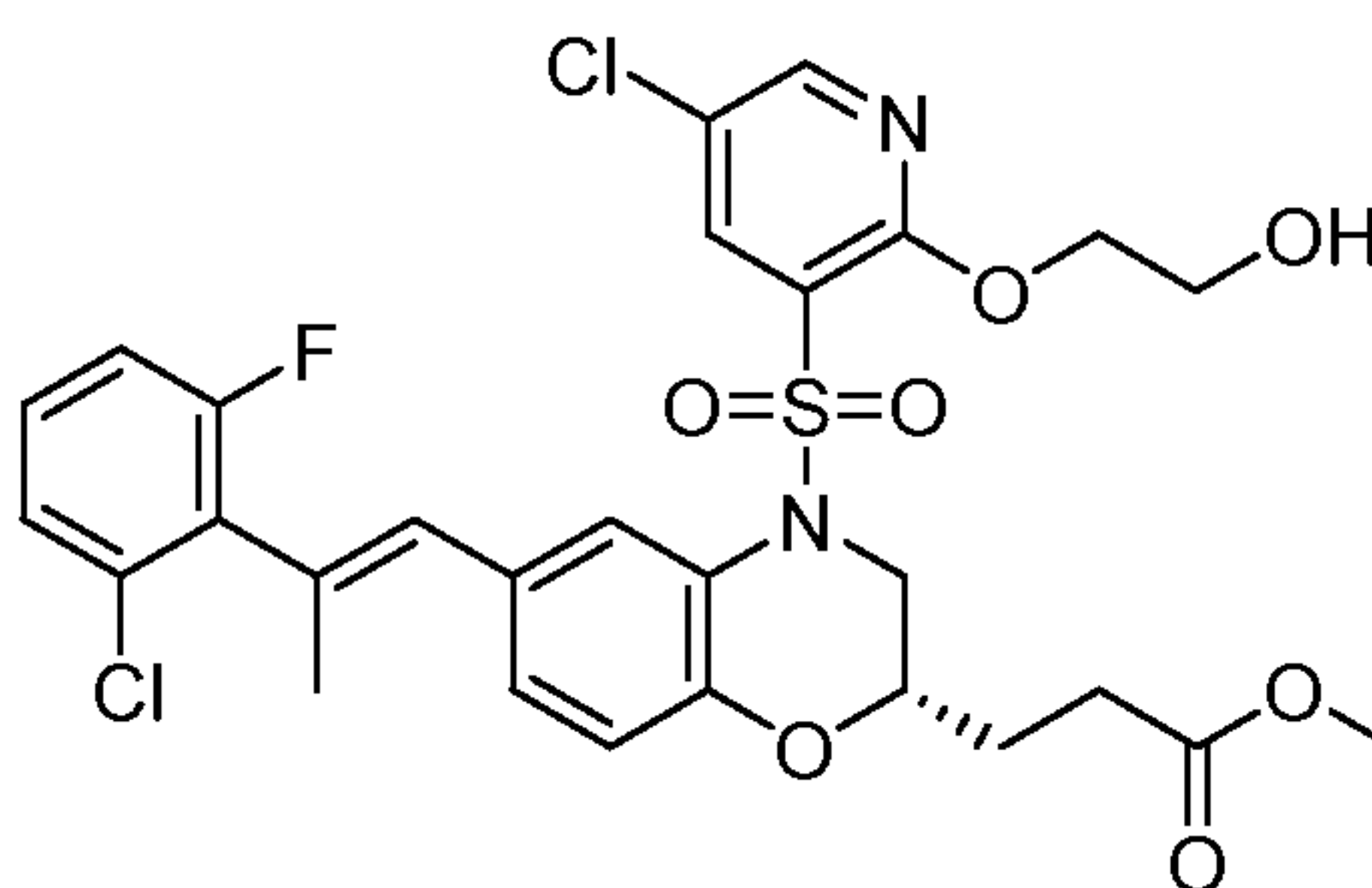
- 236 -

EXAMPLE 68 – Synthesis of (*S,E*)-3-(4-((5-Chloro-2-ethoxypyridin-3-yl)sulfonyl)-6-(2-(2-chloro-6-fluorophenyl)prop-1-en-1-yl)-3,4-dihydro-2*H*-benzo[*b*][1,4]oxazin-2-yl)propanoic acid



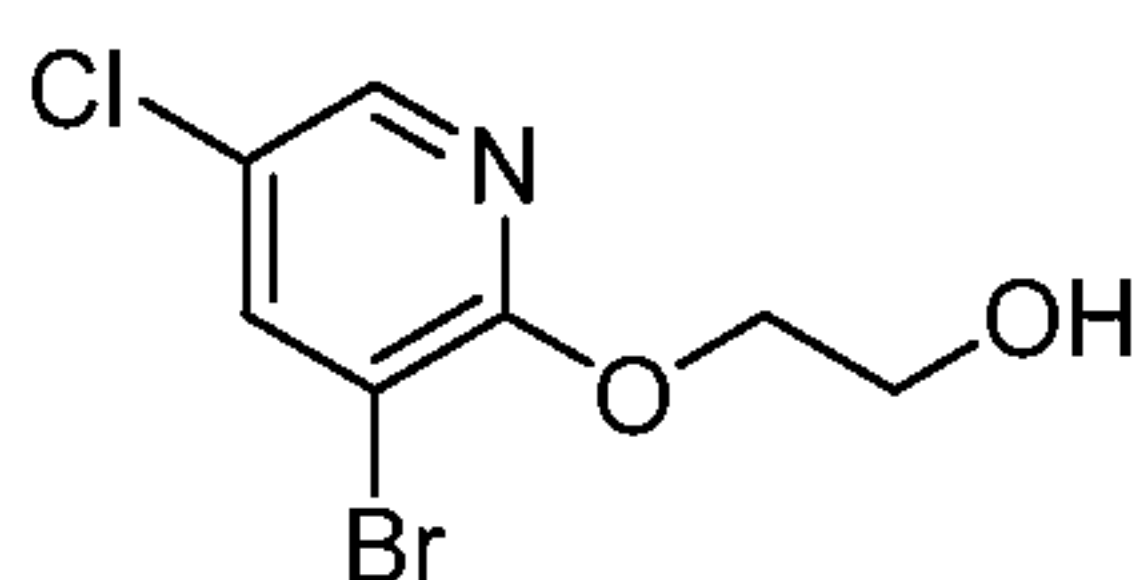
- 5 [000480] Based on the procedure in Example 42, (*S,E*)-3-(4-((5-chloro-2-ethoxypyridin-3-yl)sulfonyl)-6-(2-(2-chloro-6-fluorophenyl)prop-1-en-1-yl)-3,4-dihydro-2*H*-benzo[*b*][1,4]oxazin-2-yl)propanoic acid was prepared. ¹H-NMR (300 MHz, CD₃OD) δ 8.39-8.36 (d, *J*=12.4 Hz, 2H), 7.58 (s, 1H), 7.33-7.27 (m, 2H), 7.14-7.10 (m, 1H), 7.04-7.02 (d, *J*=8.0 Hz, 1H), 6.95-6.93 (d, *J*= 8.4 Hz, 1H), 6.31 (s, 1H), 4.45-4.34 (m, 2H), 4.30-4.26 (d, *J*= 14
- 10 Hz, 1H), 3.98 (s, 1H), 3.49-3.43 (m, 1H), 2.55-2.52 (t, *J*= 7.2 Hz, 2H), 2.11 (s, 3H), 2.03-1.88 (m, 2H), 1.39-1.28 (t, *J*= 3.6 Hz, 3H). (ES, *m/z*): (M+H)⁺ 595.

EXAMPLE 69 – Synthesis of Methyl (*S,E*)-3-(4-((5-chloro-2-(2-hydroxyethoxy)pyridin-3-yl)sulfonyl)-6-(2-(2-chloro-6-fluorophenyl)prop-1-en-1-yl)-3,4-dihydro-2*H*-benzo[*b*][1,4]oxazin-2-yl)propanoate

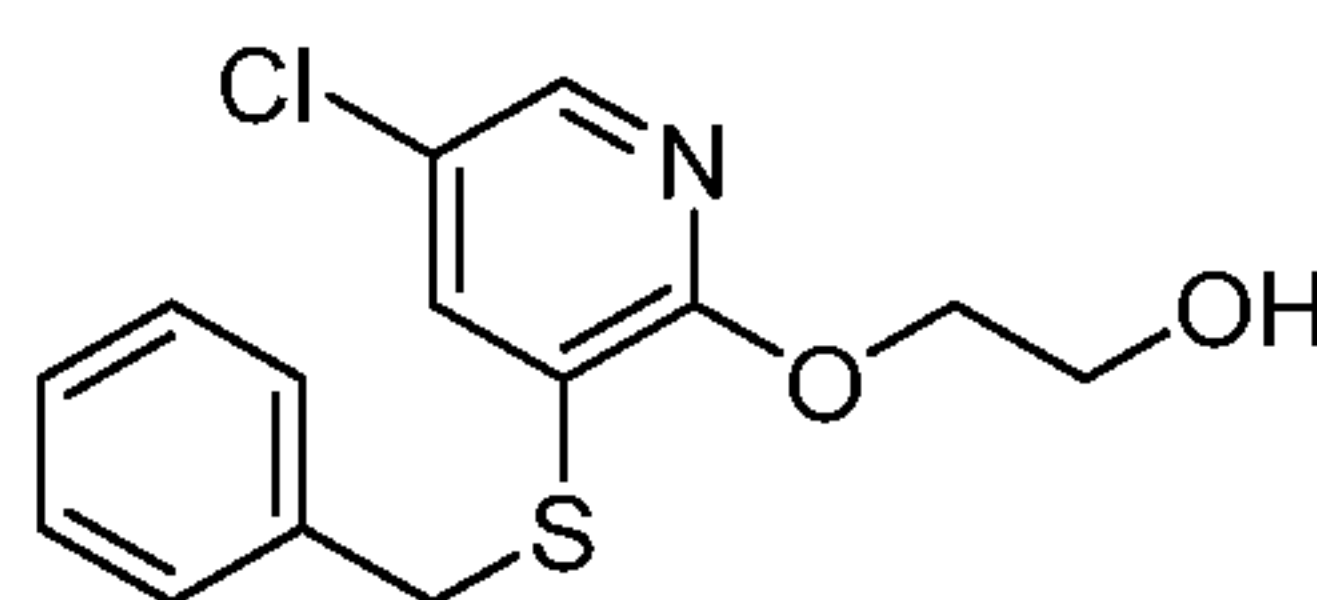


15

- 237 -

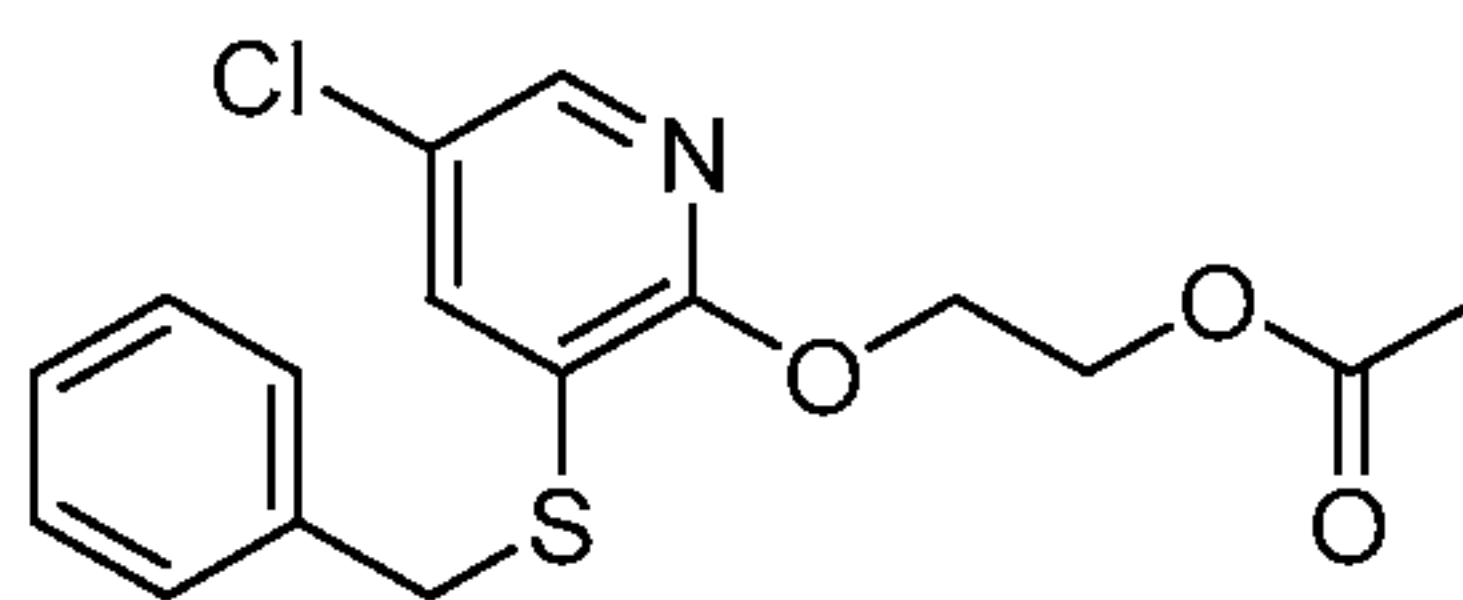
Part I – Synthesis of 2-((3-Bromo-5-chloropyridin-2-yl)oxy)ethan-1-ol

[000481] A mixture of ethane-1,2-diol (3.72 g, 59.93 mmol), 3-bromo-2,5-dichloropyridine (2.47 g, 10.9 mmol), potassium hydroxide (1.22 g, 21.7 mmol),
 5 1,4,7,10,13,16-hexaoxacyclooctadecane (1.15 g, 4.35 mmol), and toluene (50 mL) was stirred for four hours at 120 °C. The mixture was cooled, and diluted with water. The mixture was extracted three times with dichloromethane. The combined organic layers were concentrated, and the resulting residue was purified by MPLC eluting with a gradient of 20-50% ethyl acetate in petroleum ether to afford 2-((3-bromo-5-chloropyridin-2-yl)oxy)ethan-1-ol (1.69 g, 61%) as
 10 a colorless oil.

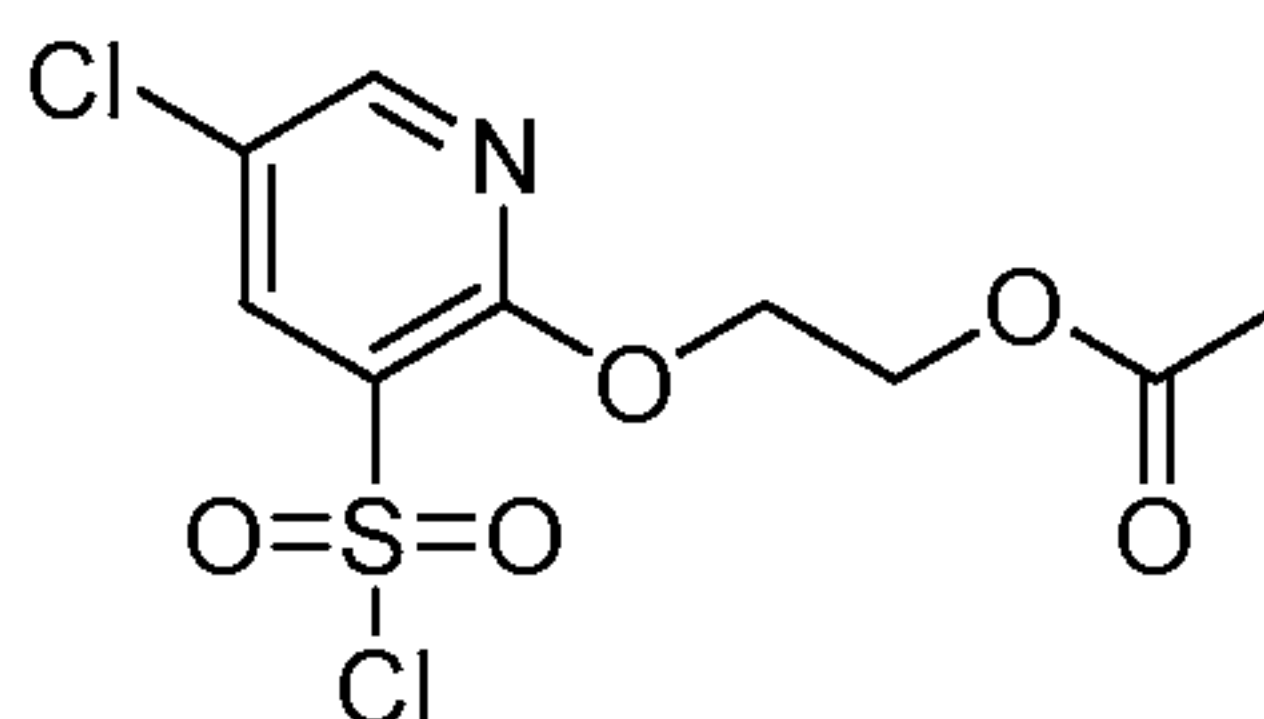
Part II – Synthesis of 2-((3-(Benzylthio)-5-chloropyridin-2-yl)oxy)ethan-1-ol

[000482] A mixture of 2-((3-bromo-5-chloropyridin-2-yl)oxy)ethan-1-ol (1.47 g, 5.82 mmol), phenylmethanethiol (0.69 mL, 11.64 mmol), *N,N*-diisopropylethyl amine (2 mL), 4,5-bis(diphenylphosphino)-9,9-dimethylxanthene (340 mg, 0.59 mmol), toluene (20 mL), and tris(dibenzylideneacetone)dipalladium(0) (270 mg, 0.29 mmol) was stirred for one hour at
 15 110 °C. The mixture was cooled, diluted with saturated sodium bicarbonate, and extracted three times with dichloromethane. The combined organic layers were concentrated, and the resulting residue was purified via MPLC eluting with a gradient of 20-50% ethyl acetate in
 20 petroleum ether to afford 2-((3-(benzylthio)-5-chloropyridin-2-yl)oxy)ethan-1-ol (1.57 g, 91%) as an oil.

- 238 -

Part III – Synthesis of 2-((3-(Benzylthio)-5-chloropyridin-2-yl)oxy)ethyl acetate

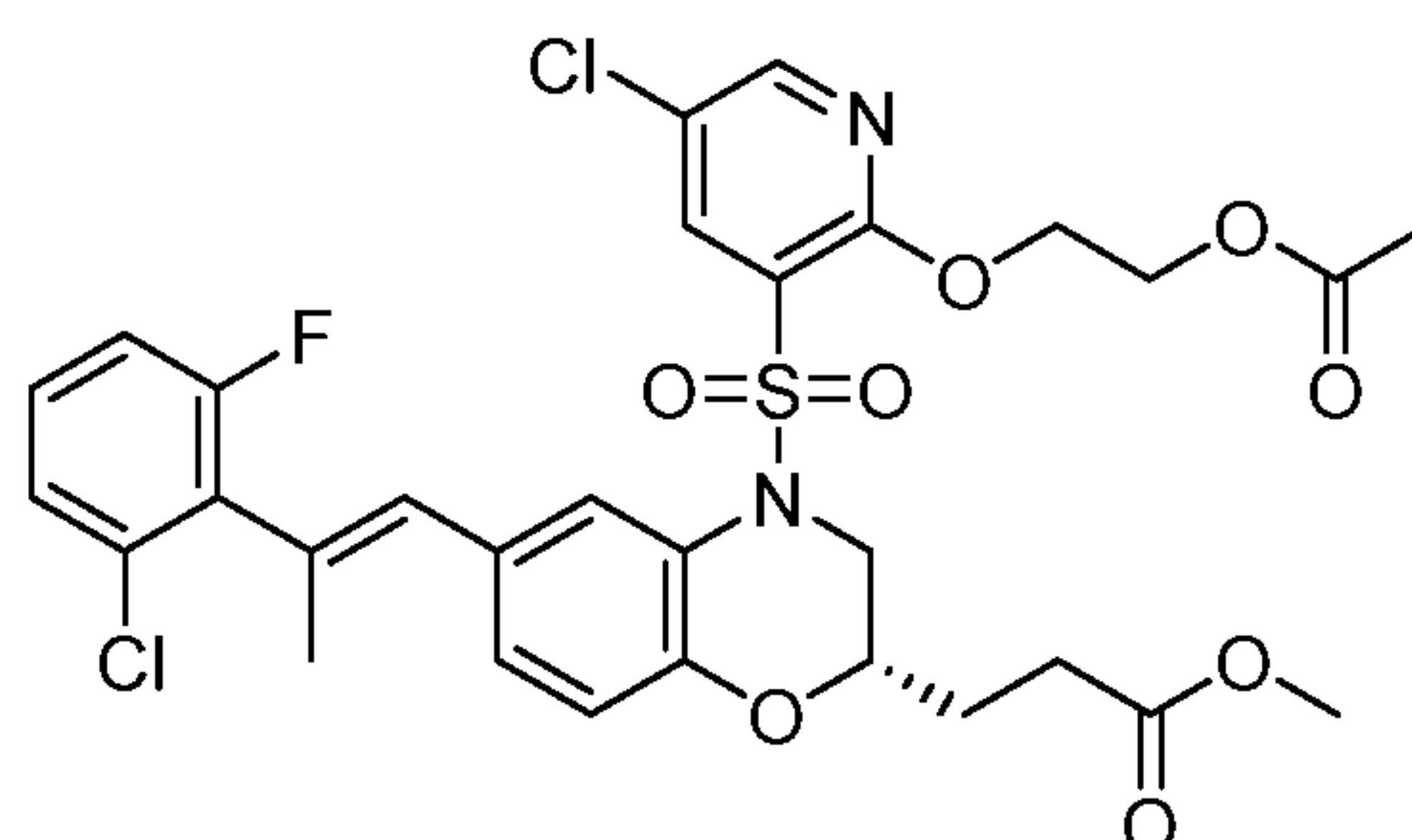
[000483] A mixture of 2-((3-(benzylthio)-5-chloropyridin-2-yl)oxy)ethan-1-ol (1.47 g, 4.97 mmol), dichloromethane (15 mL), pyridine (1 mL), acetic anhydride (1 mL), and 4-dimethylaminopyridine (60.6 mg, 0.50 mmol) was stirred overnight at room temperature. Saturated ammonium chloride was added and the mixture was extracted three times with dichloromethane. The combined organic layers were concentrated and the resulting residue was purified by MPLC eluting with a gradient of 10-33% ethyl acetate in petroleum ether to afford 2-((3-(benzylthio)-5-chloropyridin-2-yl)oxy)ethyl acetate (1.75 g) as a yellow oil.

10 Part IV – Synthesis of 2-((5-Chloro-3-(chlorosulfonyl)pyridin-2-yl)oxy)ethyl acetate

[000484] A mixture of 2-((3-(benzylthio)-5-chloropyridin-2-yl)oxy)ethyl acetate (1.59 g, 4.71 mmol), acetic acid (10.4 mL), water (3.5 mL), and *N*-chlorosuccinimide (2.51 g, 18.80 mmol) was stirred for two hours at room temperature and then concentrated. The resulting residue was diluted with saturated sodium bicarbonate and extracted three times with dichloromethane. The combined organic layers were concentrated, and the resulting residue was purified by MPLC eluting with a gradient of 10-33% ethyl acetate in petroleum ether to afford 2-((5-chloro-3-(chlorosulfonyl)pyridin-2-yl)oxy)ethyl acetate (1.32 g, 89%) as a colorless oil.

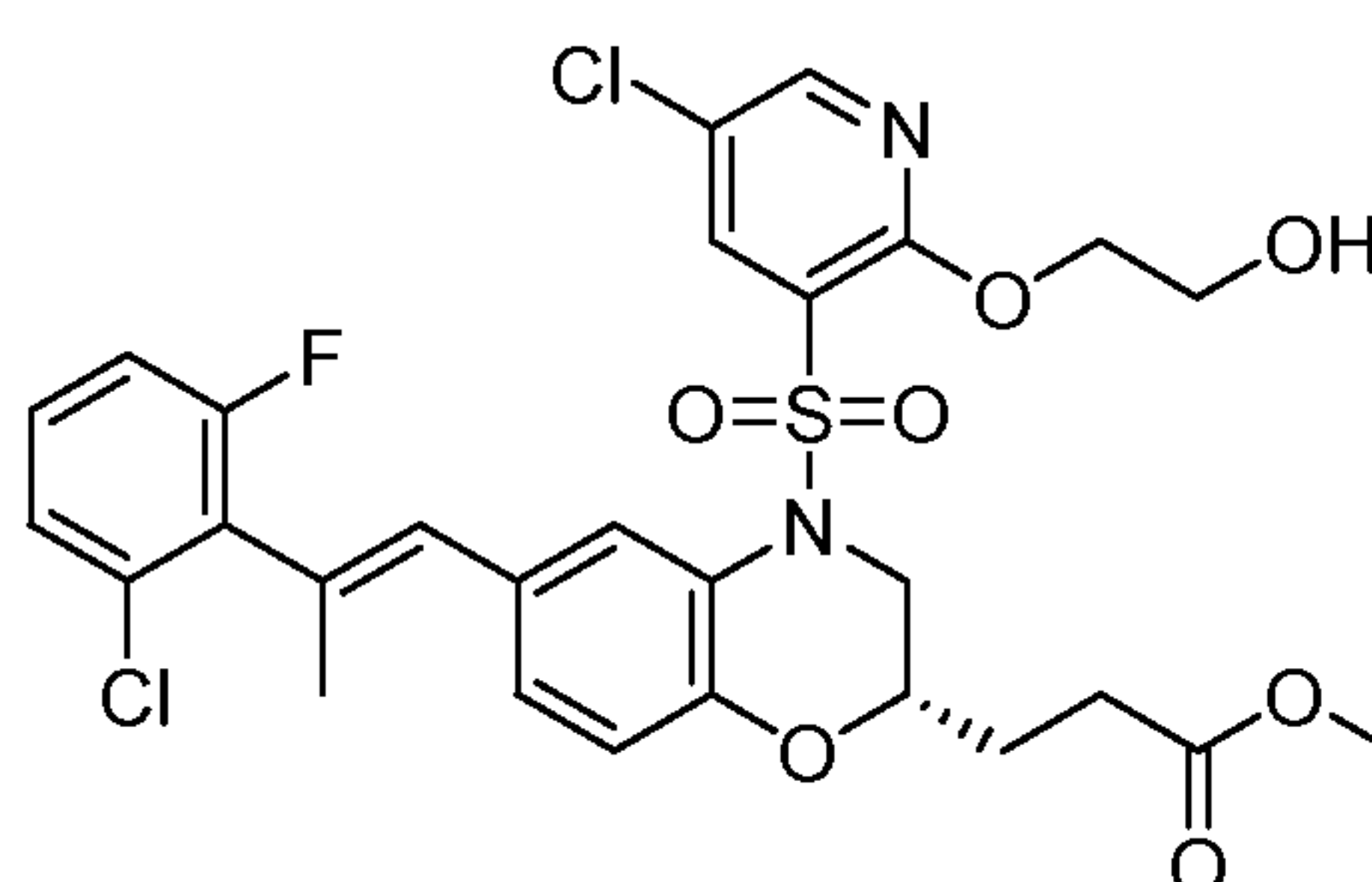
- 239 -

Part V – Synthesis of Methyl (*S,E*)-3-(4-((2-(2-acetoxyethoxy)-5-chloropyridin-3-yl)sulfonyl)-6-(2-(2-chloro-6-fluorophenyl)prop-1-en-1-yl)-3,4-dihydro-2*H*-benzo[*b*][1,4]oxazin-2-yl)propanoate



- 5 **[000485]** A mixture of (*S,E*)-methyl 3-(6-(2-(2-chloro-6-fluorophenyl)prop-1-en-1-yl)-3,4-dihydro-2*H*-benzo[*b*][1,4]oxazin-2-yl)propanoate (730 mg, 1.87 mmol), dichloromethane (9.4 mL), pyridine (0.75 mL, 9.35 mmol), 4-dimethylaminopyridine (114.2 mg, 0.93 mmol), and 2-((5-chloro-3-(chlorosulfonyl)pyridin-2-yl)oxy)ethyl acetate (705.3 mg, 2.25 mmol) was stirred overnight at room temperature. The reaction mixture was diluted with brine and
- 10 extracted three times with dichloromethane. The combined organic layers were concentrated and the resulting residue was purified by MPLC eluting with a gradient of 20-50% ethyl acetate in petroleum ether to afford methyl (*S,E*)-3-(4-((2-(2-acetoxyethoxy)-5-chloropyridin-3-yl)sulfonyl)-6-(2-(2-chloro-6-fluorophenyl)prop-1-en-1-yl)-3,4-dihydro-2*H*-benzo[*b*][1,4]oxazin-2-yl)propanoate (1.05 g, 84%) as a yellow oil.

- 15 **Part VI – Synthesis of Methyl (*S,E*)-3-(4-((5-chloro-2-(2-hydroxyethoxy)pyridin-3-yl)sulfonyl)-6-(2-(2-chloro-6-fluorophenyl)prop-1-en-1-yl)-3,4-dihydro-2*H*-benzo[*b*][1,4]oxazin-2-yl)propanoate**

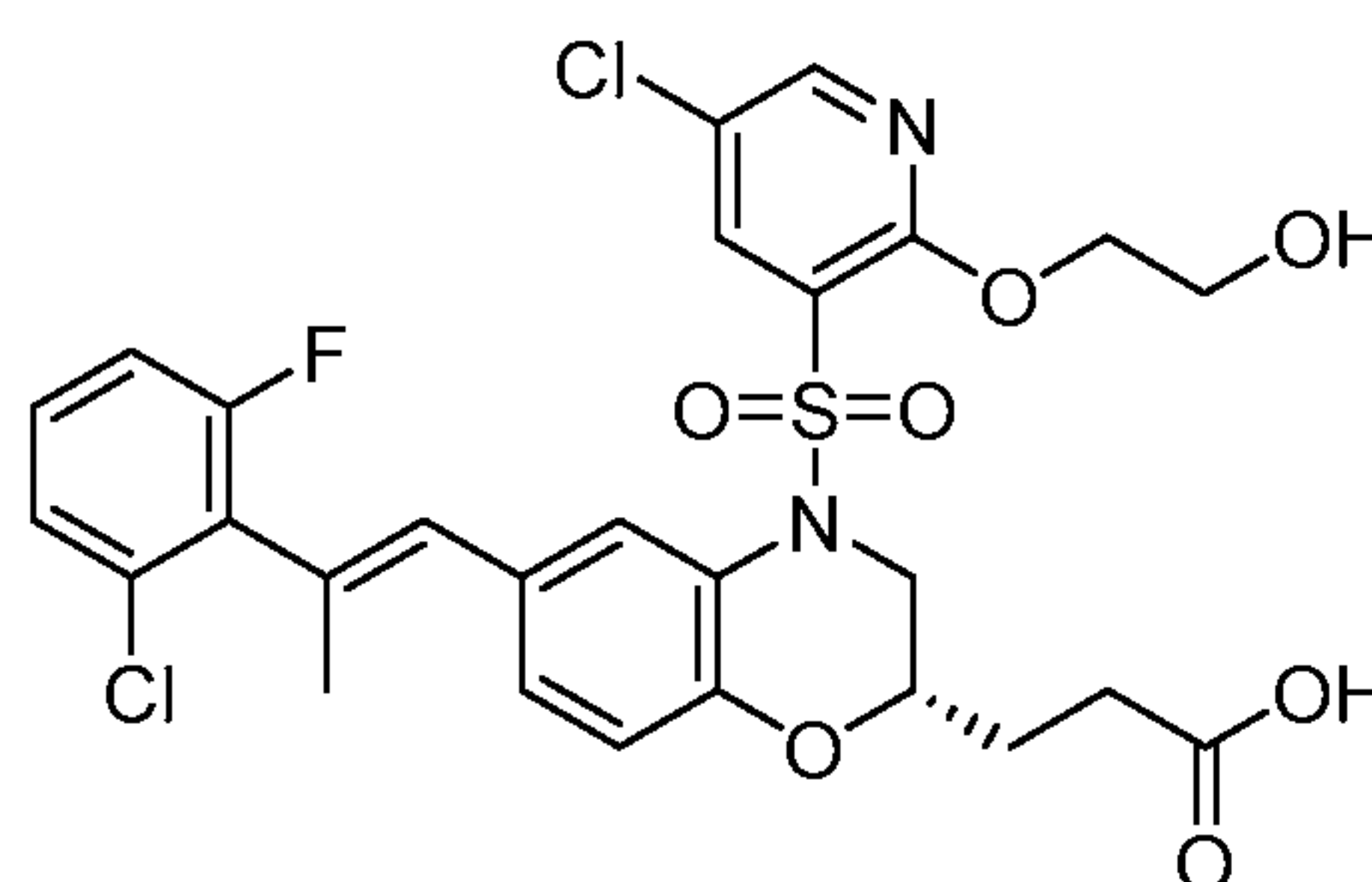


- [000486]** A mixture of methyl (*S,E*)-3-(4-((2-(2-acetoxyethoxy)-5-chloropyridin-3-yl)sulfonyl)-6-(2-(2-chloro-6-fluorophenyl)prop-1-en-1-yl)-3,4-dihydro-2*H*-benzo[*b*][1,4]oxazin-2-yl)propanoate (319 mg, 0.48 mmol), methanol (0.5 mL),
- 20

- 240 -

dichloromethane (0.5 mL), and sodium methoxide (52 mg, 0.96 mmol) was stirred for thirty minutes at room temperature. The pH value of the solution was adjusted to 1 with 1M hydrogen chloride and concentrated. The resulting residue was purified via MPLC eluting with a gradient of 33-66% ethyl acetate in petroleum ether to afford methyl (*S,E*)-3-(4-((5-chloro-2-(2-hydroxyethoxy)pyridin-3-yl)sulfonyl)-6-(2-(2-chloro-6-fluorophenyl)prop-1-en-1-yl)-3,4-dihydro-2*H*-benzo[*b*][1,4]oxazin-2-yl)propanoate as a white solid. ¹H-NMR (300 MHz, CD₃OD) δ 1.92-2.06 (m, 2H), 2.13 (s, 3H), 2.59 (t, *J* = 6.9 Hz, 2H), 3.44 (dd, *J* = 9.0 Hz, 13.8 Hz, 1H), 3.70 (s, 3H), 3.74-3.83 (m, 2H), 4.00-4.03 (m, 1H), 4.34 (dd, *J* = 2.4 Hz, 13.8 Hz, 1H), 4.51-4.52 (m, 2H), 6.33 (s, 1H), 6.88 (d, *J* = 8.4 Hz, 1H), 6.98-7.05 (m, 2H), 7.14-7.24 (m, 2H), 7.57 (d, *J* = 1.8 Hz, 1H), 8.29 (dd, *J* = 2.4 Hz, 9.0 Hz, 2H). (ES, *m/z*): (M+H)⁺ 625.

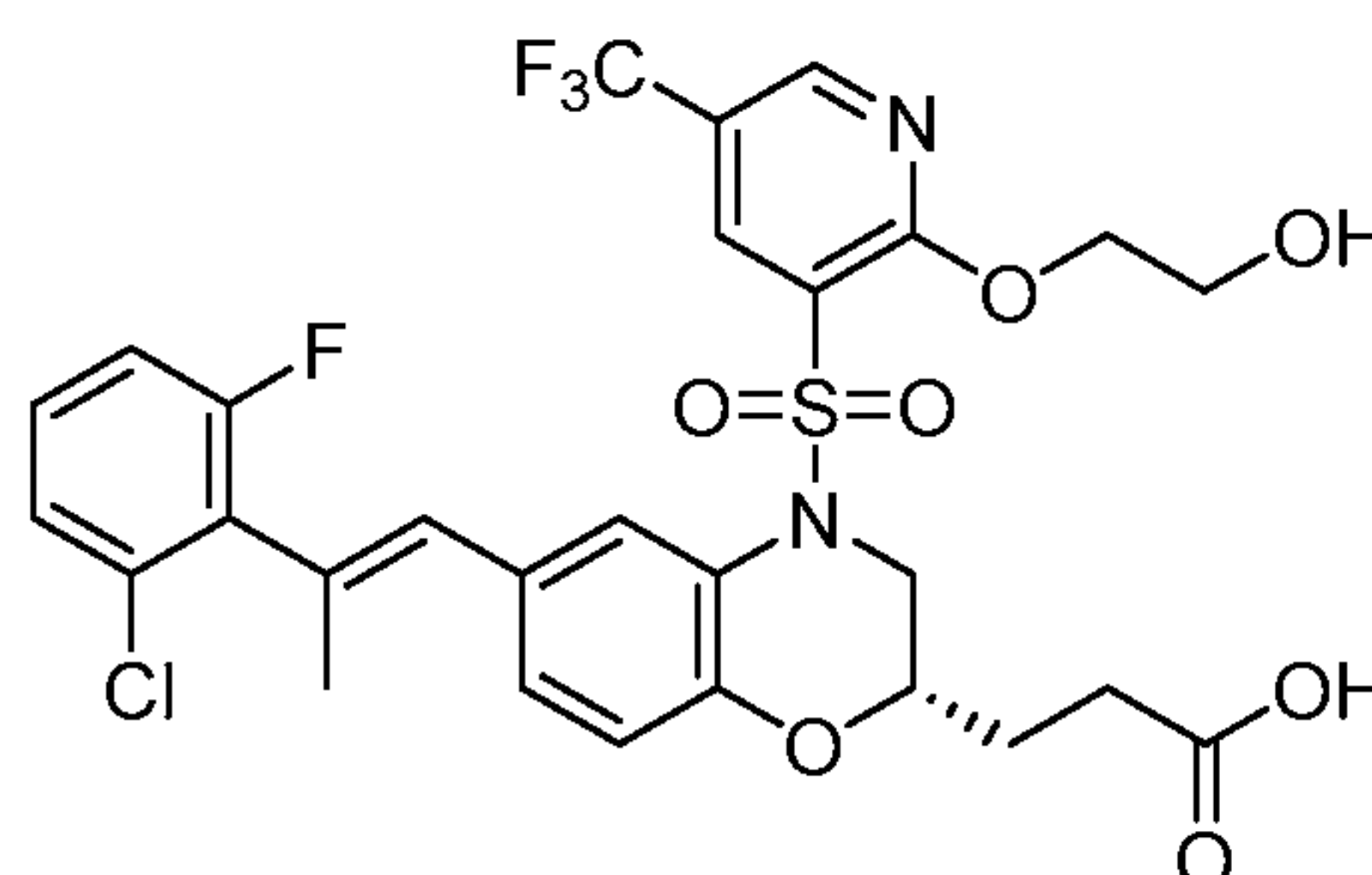
EXAMPLE 70 – Synthesis of (*S,E*)-3-(4-((5-Chloro-2-(2-hydroxyethoxy)pyridin-3-yl)sulfonyl)-6-(2-(2-chloro-6-fluorophenyl)prop-1-en-1-yl)-3,4-dihydro-2*H*-benzo[*b*][1,4]oxazin-2-yl)propanoic acid



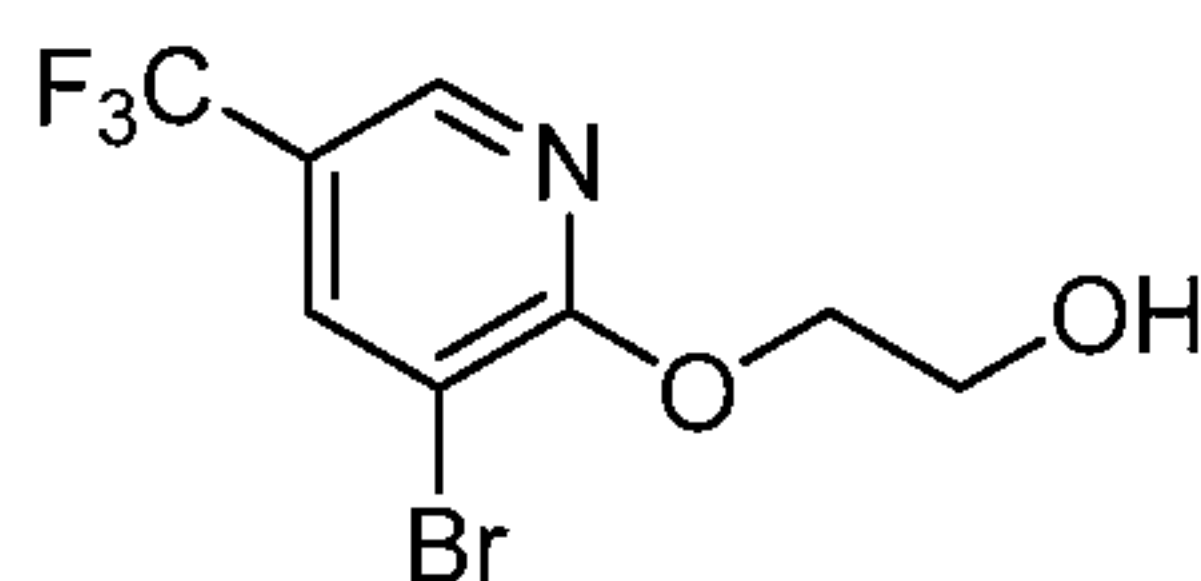
15 **[000487]** Based on the procedure in Example 42, (*S,E*)-3-(4-((5-chloro-2-(2-hydroxyethoxy)pyridin-3-yl)sulfonyl)-6-(2-(2-chloro-6-fluorophenyl)prop-1-en-1-yl)-3,4-dihydro-2*H*-benzo[*b*][1,4]oxazin-2-yl)propanoic acid was prepared. ¹H-NMR (300 MHz, CDCl₃) δ 1.92-2.01 (m, 2H), 2.13 (s, 3H), 2.54-2.74 (m, 2H), 3.44 (dd, *J* = 9.6 Hz, 12.0 Hz, 1H), 3.81 (brs, 2H), 4.01-4.06 (m, 1H), 4.33-4.38 (m, 1H), 4.51 (brs, 1H), 6.33 (s, 1H), 6.89 (d, *J* = 8.7 Hz, 1H), 6.94-7.05 (m, 2H), 7.14-7.23 (m, 2H), 7.55 (s, 1H), 8.25-8.28 (m, 2H). (ES, *m/z*): (M+H)⁺ 611.

- 241 -

EXAMPLE 71 – Synthesis of (*S,E*)-3-(6-(2-(2-Chloro-6-fluorophenyl)prop-1-en-1-yl)-4-((2-(2-hydroxyethoxy)-5-(trifluoromethyl)pyridin-3-yl)sulfonyl)-3,4-dihydro-2*H*-benzo[*b*][1,4]oxazin-2-yl)propanoic acid

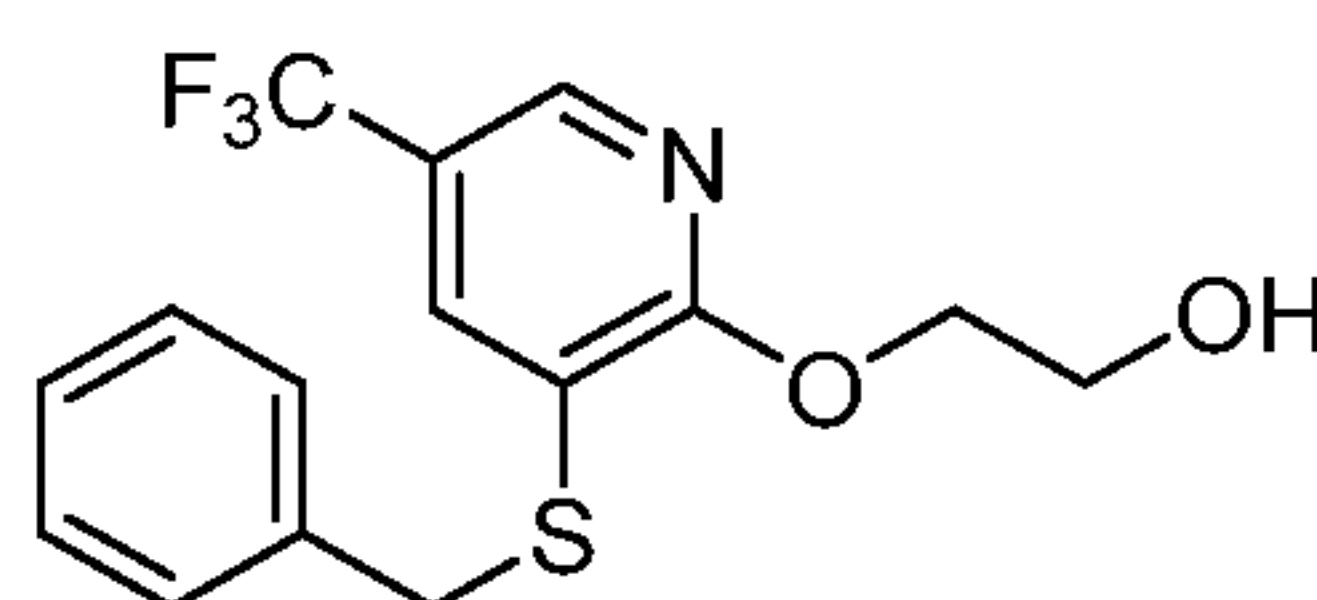


5 **Part I – Synthesis of 2-((3-Bromo-5-(trifluoromethyl)pyridin-2-yl)oxy)ethan-1-ol**



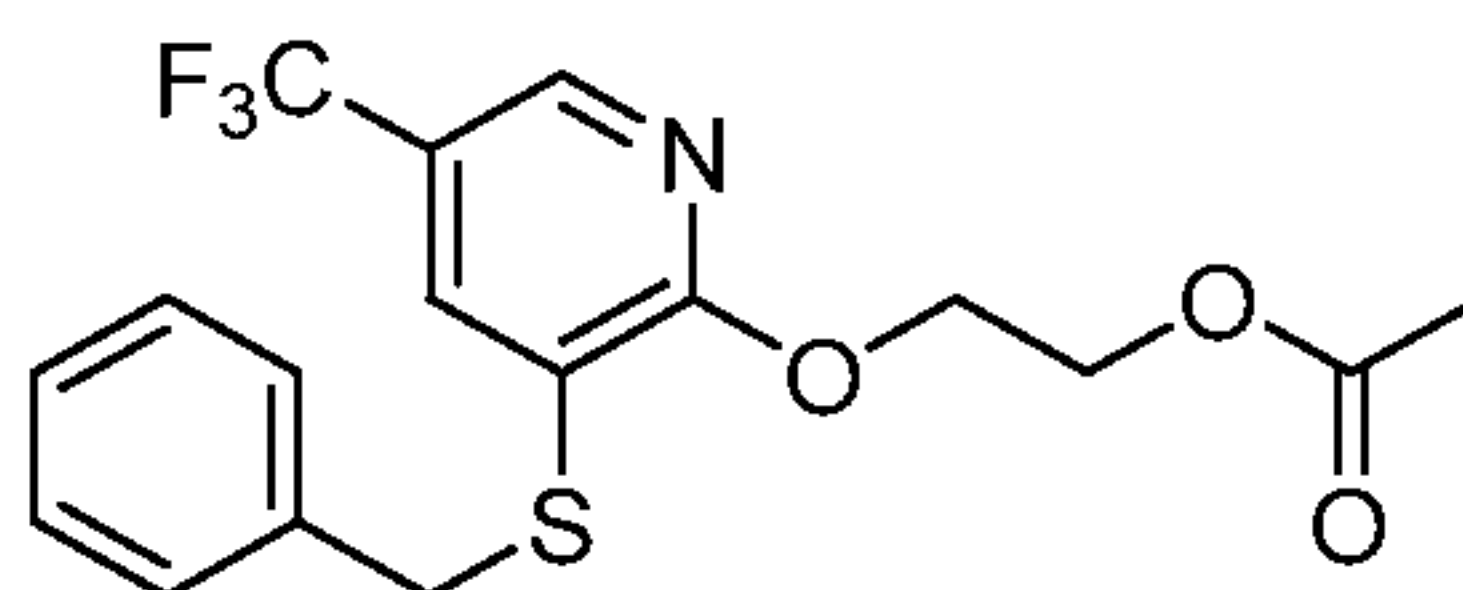
[000488] A mixture of ethane-1,2-diol (40 mL), 3-bromo-2-chloro-5-(trifluoromethyl)-pyridine (4.0 g, 15.44 mmol), potassium carbonate (6.4 g, 46.31 mmol), and DMF (80 mL) was stirred for three hours at 50 °C. The mixture was allowed to cool and diluted with water. The mixture was concentrated and the resulting residue was purified by MPLC eluting 20% ethyl acetate in petroleum ether to afford 2-((3-bromo-5-(trifluoromethyl)pyridin-2-yl)oxy)ethan-1-ol (4.0 g, 91%) as a colorless oil.

Part II – Synthesis of 2-((3-(Benzylthio)-5-(trifluoromethyl)pyridin-2-yl)oxy)ethan-1-ol



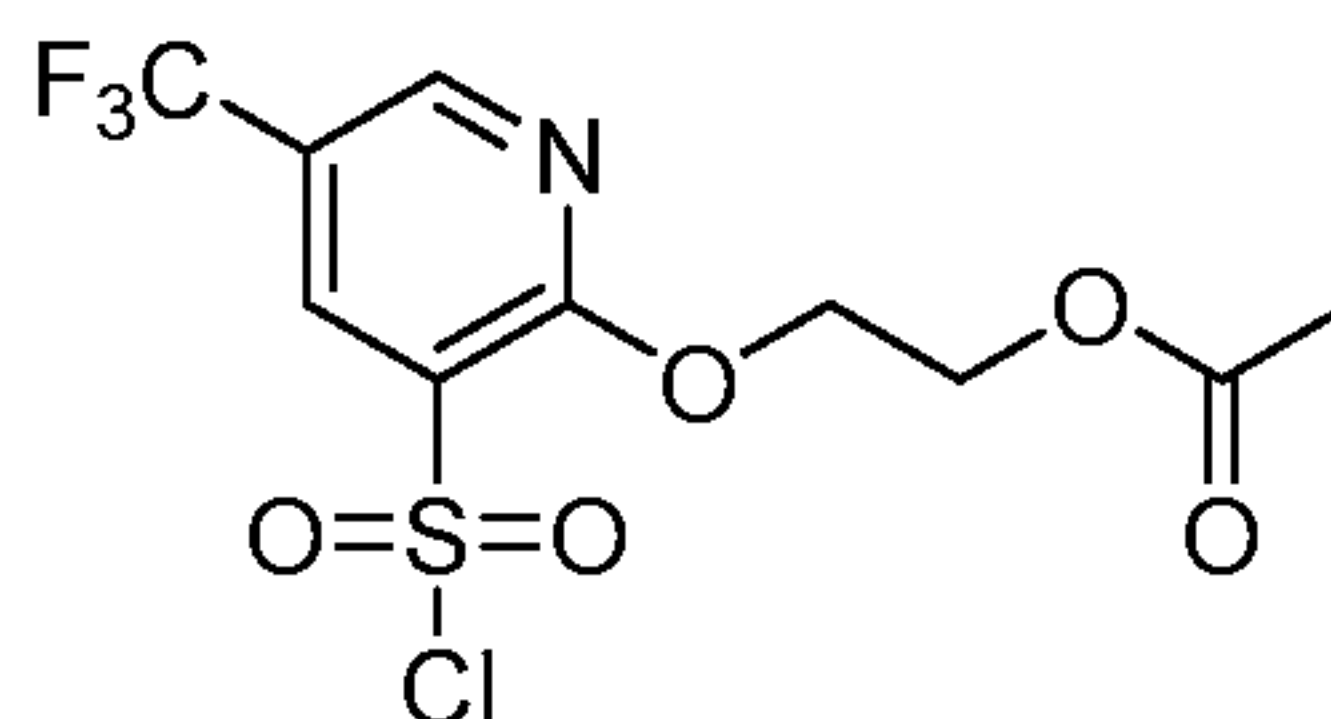
15 [000489] A mixture of 2-((3-bromo-5-(trifluoromethyl)pyridin-2-yl)oxy)ethan-1-ol (4.0 g, 14.0 mmol), phenylmethanethiol (1.83 g, 14.8 mmol), *N,N*-diisopropylethyl amine (3.6 g, 27.9 mmol), 4,5-bis(diphenylphosphino)-9,9-dimethylxanthene (810 mg, 1.40 mmol), toluene (50 mL), and tris(dibenzylideneacetone)dipalladium(0) (1.28 g, 1.40 mmol) was stirred overnight at 110 °C. The mixture was cooled, concentrated, and the resulting residue was purified via
20 MPLC eluting with 20% ethyl acetate in petroleum ether to afford 2-((3-(benzylthio)-5-(trifluoromethyl)pyridin-2-yl)oxy)ethan-1-ol (4.16 g, 90%) as an oil.

- 242 -

Part III – Synthesis of 2-((3-(Benzylthio)-5-(trifluoromethyl)pyridin-2-yl)oxy)ethyl acetate

[000490] A mixture of 2-((3-(benzylthio)-5-(trifluoromethyl)pyridin-2-yl)oxy)ethan-1-ol (4.0 g, 12.1 mmol), pyridine (40 mL), acetic anhydride (1.86 g, 18.2 mmol), and 4-dimethylaminopyridine (740 mg, 6.06 mmol) was stirred for two hours at room temperature. The mixture was concentrated and the resulting residue was purified MPLC eluting with 20% ethyl acetate in petroleum ether to afford 2-((3-(benzylthio)-5-(trifluoromethyl)pyridin-2-yl)oxy)ethyl acetate (4.0 g, 89%) as a yellow oil.

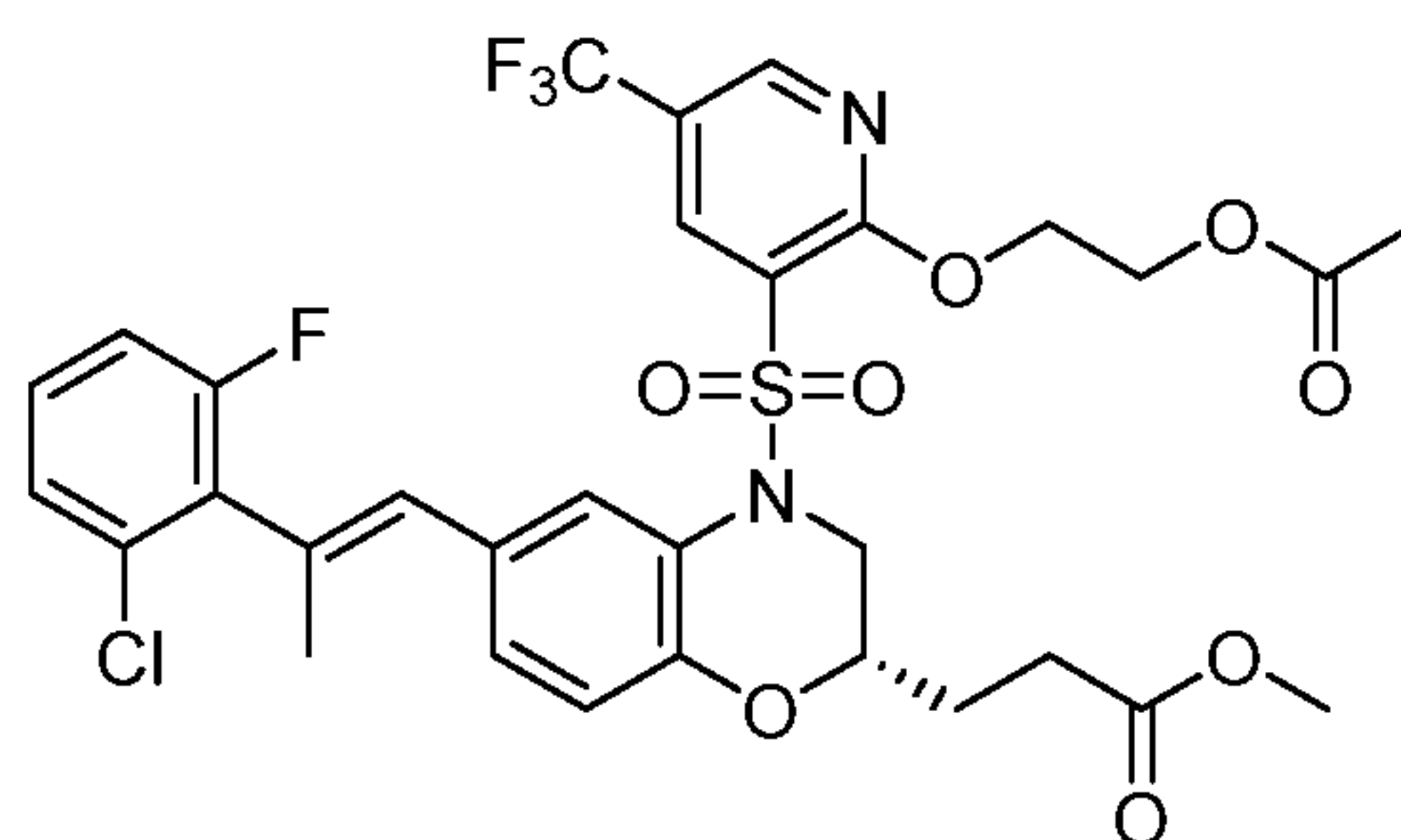
Part IV – Synthesis of 2-((3-(Chlorosulfonyl)-5-(trifluoromethyl)pyridin-2-yl)oxy)ethyl acetate



[000491] A mixture of 2-((3-(benzylthio)-5-(trifluoromethyl)pyridin-2-yl)oxy)ethyl acetate (4.0 g, 10.7 mmol), acetic acid (40 mL), water (10 mL), and *N*-chlorosuccinimide (5.70 g, 42.7 mmol) was stirred for two hours at room temperature and then concentrated. The resulting residue was diluted with saturated sodium bicarbonate and extracted three times with dichloromethane. The combined organic layers were concentrated, and the resulting residue was purified by MPLC eluting with 20% ethyl acetate in petroleum ether to afford 2-((3-(chlorosulfonyl)-5-(trifluoromethyl)pyridin-2-yl)oxy)ethyl acetate (2.0 g, 53%) as a colorless oil.

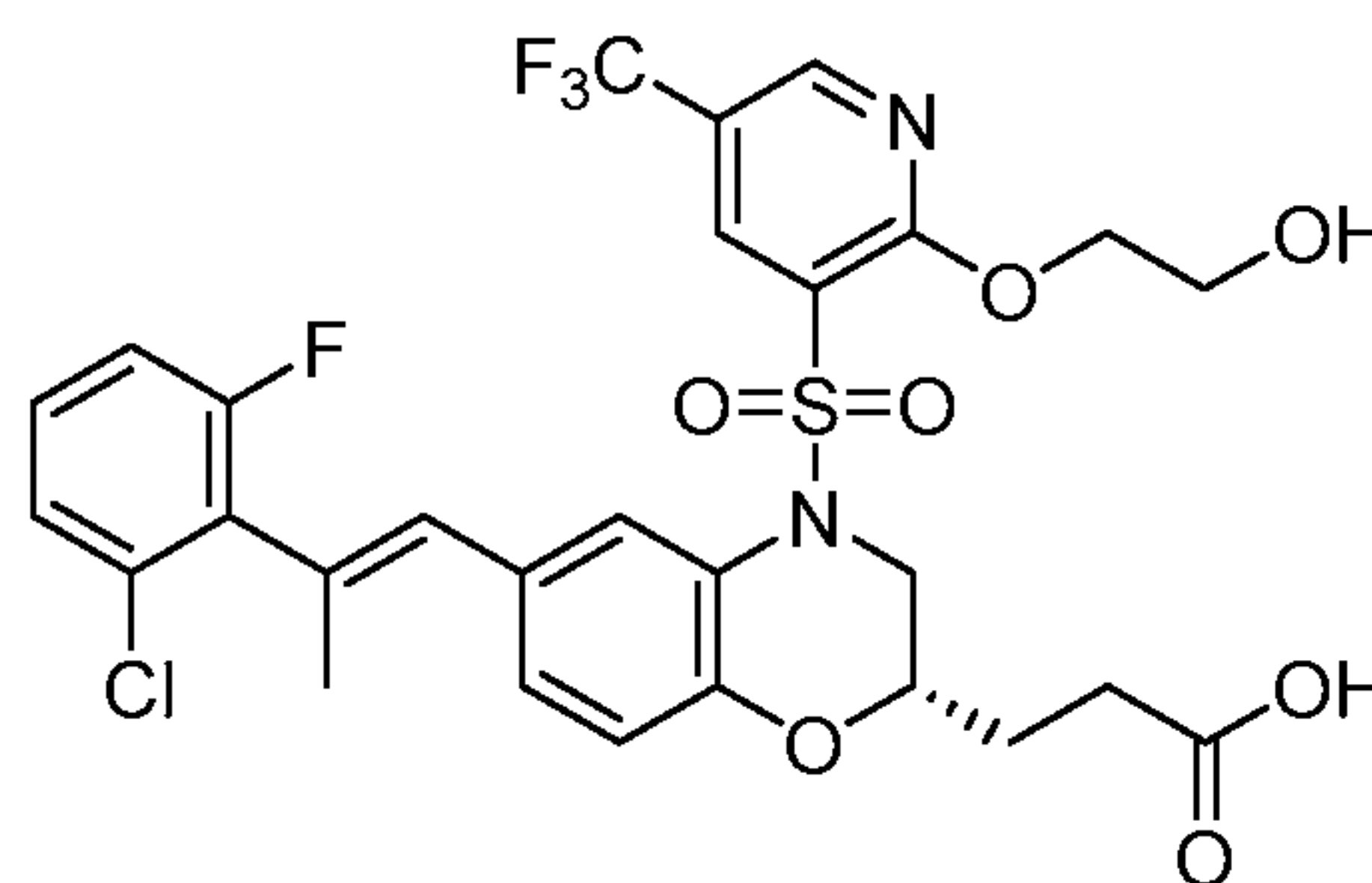
- 243 -

Part V – Synthesis of Methyl (*S,E*)-3-(4-((2-(2-acetoxyethoxy)-5-(trifluoromethyl)pyridin-3-yl)sulfonyl)-6-(2-(2-chloro-6-fluorophenyl)prop-1-en-1-yl)-3,4-dihydro-2*H*-benzo[*b*][1,4]oxazin-2-yl)propanoate



- 5 **[000492]** A mixture of (*S,E*)-methyl 3-(6-(2-(2-chloro-6-fluorophenyl)prop-1-en-1-yl)-3,4-dihydro-2*H*-benzo[*b*][1,4]oxazin-2-yl)propanoate (500 mg, 1.28 mmol), pyridine (5.0 mL), 4-dimethylaminopyridine (78 mg, 0.64 mmol), 2-((3-(chlorosulfonyl)-5-(trifluoromethyl)pyridin-2-yl)oxy)ethyl acetate (669 mg, 1.92 mmol) was stirred for two hours at room temperature. The mixture was concentrated and the resulting residue was purified by
- 10 MPLC eluting with 20% ethyl acetate in petroleum ether to afford methyl (*S,E*)-3-(4-((2-(2-acetoxyethoxy)-5-(trifluoromethyl)pyridin-3-yl)sulfonyl)-6-(2-(2-chloro-6-fluorophenyl)prop-1-en-1-yl)-3,4-dihydro-2*H*-benzo[*b*][1,4]oxazin-2-yl)propanoate (260 mg, 29%) as a yellow oil.

15 **Part VI – Synthesis of (*S,E*)-3-(6-(2-(2-Chloro-6-fluorophenyl)prop-1-en-1-yl)-4-((2-(2-hydroxyethoxy)-5-(trifluoromethyl)pyridin-3-yl)sulfonyl)-3,4-dihydro-2*H*-benzo[*b*][1,4]oxazin-2-yl)propanoic acid**



- [000493]** A mixture of methyl (*S,E*)-3-(4-((2-(2-acetoxyethoxy)-5-(trifluoromethyl)pyridin-3-yl)sulfonyl)-6-(2-(2-chloro-6-fluorophenyl)prop-1-en-1-yl)-3,4-
- 20 dihydro-2*H*-benzo[*b*][1,4]oxazin-2-yl)propanoate (200 mg, 0.29 mmol), lithium hydroxide (36 mg, 0.86 mmol), tetrahydrofuran (3 mL), and water (1 mL) was stirred for two hours at room

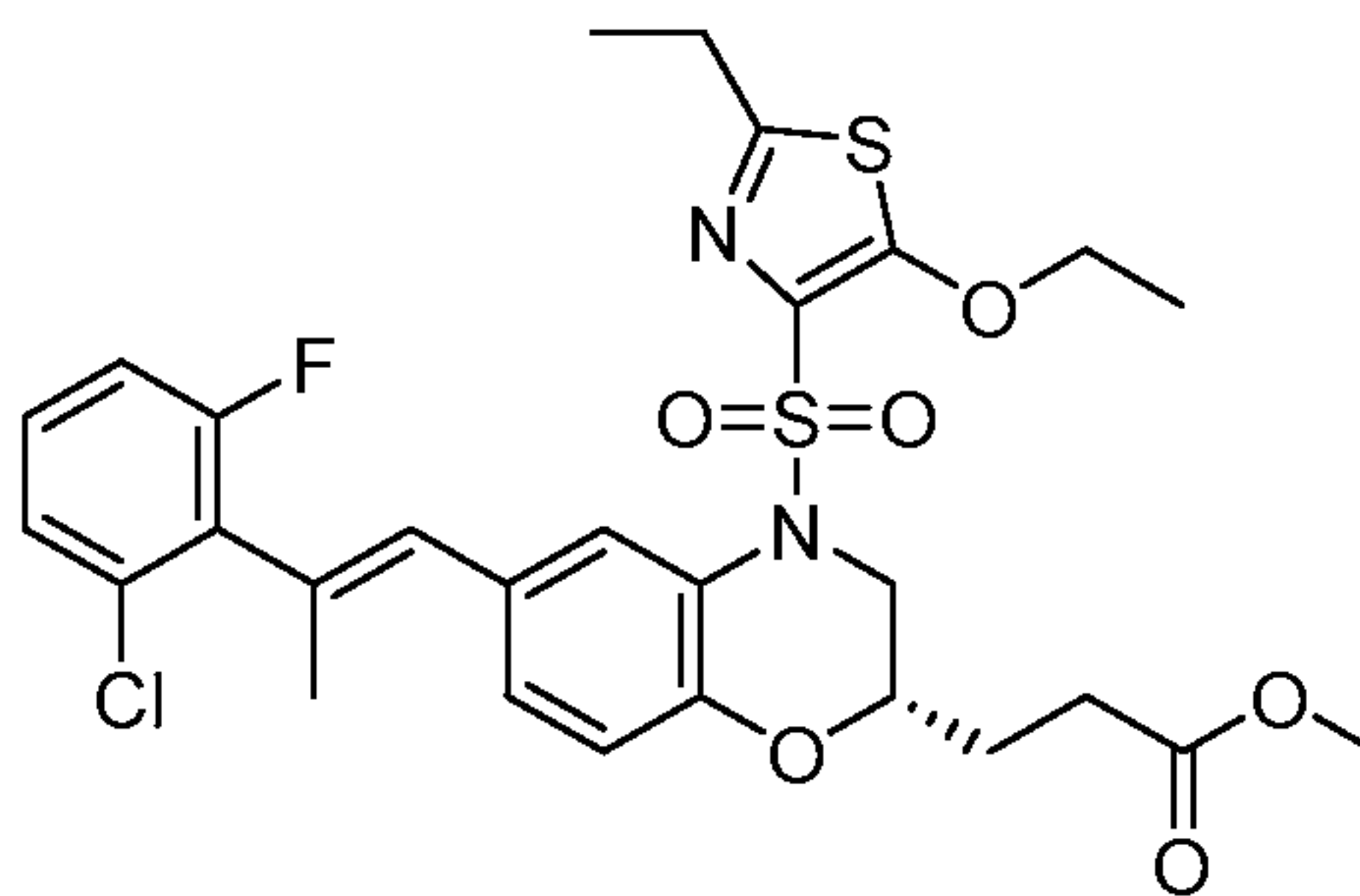
- 244 -

temperature. The mixture was filtered. The solids were purified by Prep-HPLC eluting with a gradient of 61-71% acetonitrile in water with 0.05% trifluoroacetic acid to afford (*S,E*)-3-(6-(2-(2-chloro-6-fluorophenyl)prop-1-en-1-yl)-4-((2-(2-hydroxyethoxy)-5-(trifluoromethyl)pyridin-3-yl)sulfonyl)-3,4-dihydro-2*H*-benzo[*b*][1,4]oxazin-2-yl)propanoic acid (36 mg, 20%) as a

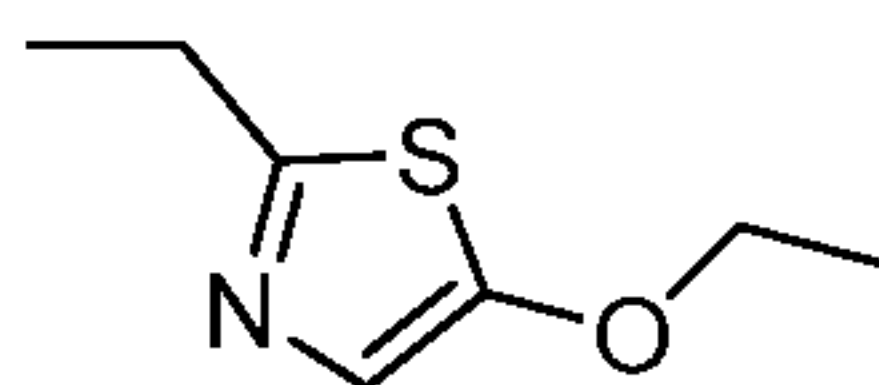
5 white solid. ¹H-NMR (300 MHz, CD₃OD) δ 8.89 (s, 1H), 8.75 (s, 1H), 7.44 (s, 1H), 7.30-7.33 (m, 2H), 7.10-7.13 (m, 1H), 7.01-7.03 (m, 1H), 6.93-6.95 (m, 1H), 4.56-4.79 (m, 2H), 4.42-4.54 (m, 1H), 4.11 (s, 1H), 3.78-3.82 (m, 2H), 3.60-3.66 (m, 1H), 2.55-2.78 (m, 2H), 1.93-2.07 (m, 5H). (ES, *m/z*): (M+H)⁺ 645.

EXAMPLE 72 – Synthesis of Methyl (*S,E*)-3-(6-(2-(2-chloro-6-fluorophenyl)prop-1-en-1-yl)-4-((5-ethoxy-2-ethylthiazol-4-yl)sulfonyl)-3,4-dihydro-2*H*-benzo[*b*][1,4]oxazin-2-yl)propanoate

10



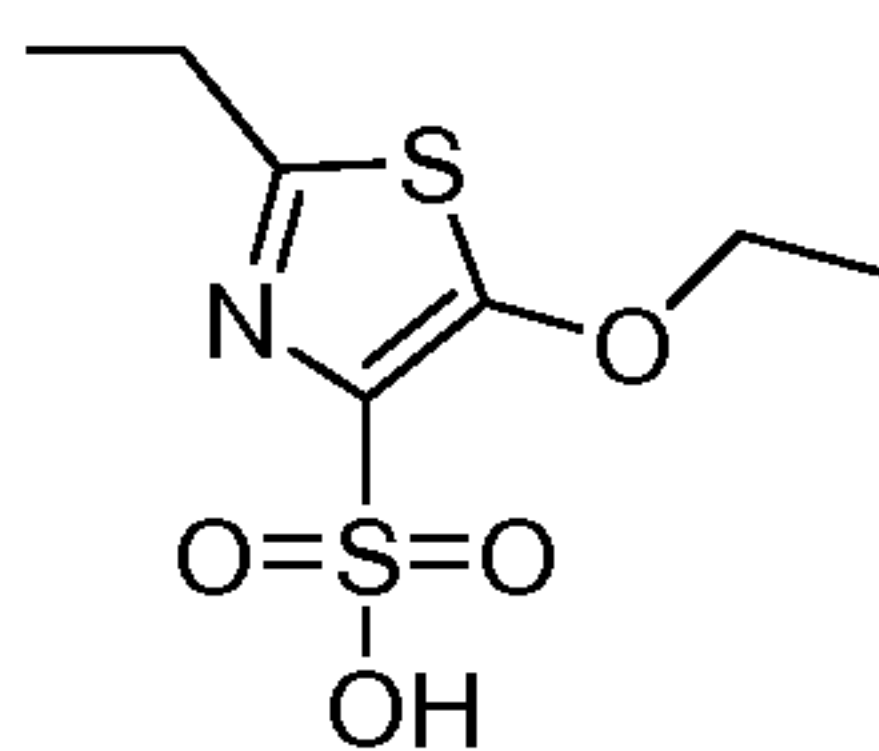
Part I – Synthesis of 5-Ethoxy-2-ethylthiazole



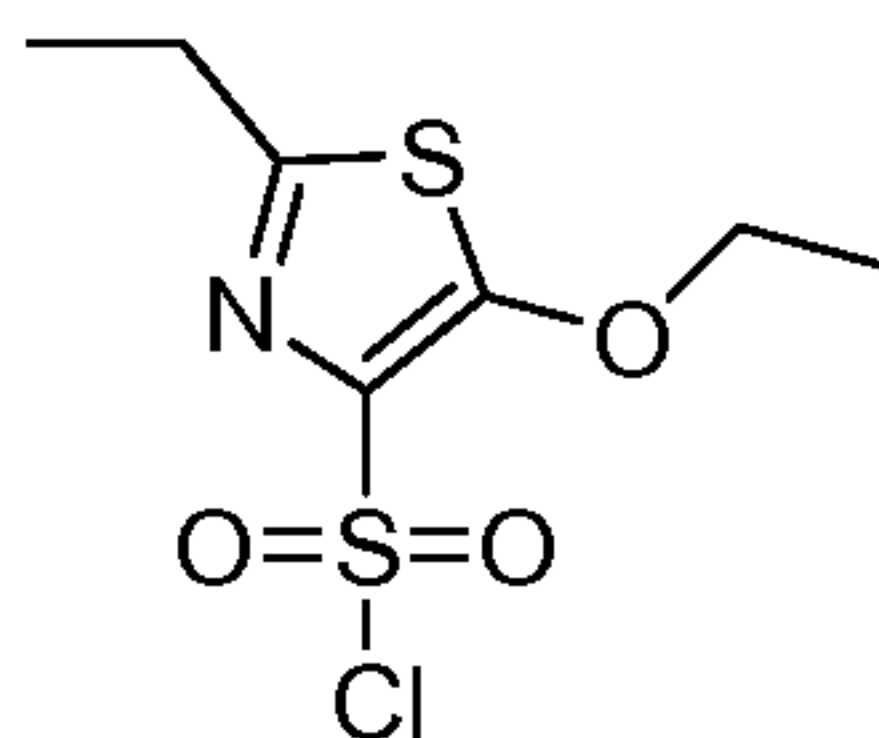
15 [000494] A solution of ethyl 2-propanamidoacetate (6 g, 37.69 mmol) in dioxane (150 mL) and phosphorous pentasulfide (17 g, 76.48 mmol) was stirred overnight at 60 °C. The reaction was then quenched by the addition of 2 M sodium hydroxide (50 mL). The mixture was extracted three times with dichloromethane. The combined organic layers were dried (Na₂SO₄) and concentrated. The resulting residue was purified by MPLC eluting with a 40%

20 ether in petroleum ether to afford 5-ethoxy-2-ethylthiazole (800 mg, 13%) as a yellow oil.

- 245 -

Part II – Synthesis of 5-Ethoxy-2-ethylthiazole-4-sulfonic acid

[000495] Sulfonoperoxoyl chloride (1.1 g, 9.44 mmol) was added dropwise to a stirred solution of 5-ethoxy-2-ethyl-1,3-thiazole (300 mg, 1.91 mmol) in chloroform (5 mL) at room temperature. The resulting solution was stirred for two hours at 60 °C. The resulting mixture was concentrated to afford 5-ethoxy-2-ethylthiazole-4-sulfonic acid (310 mg, 68%) of 5-ethoxy-2-ethyl-1,3-thiazole-4-sulfonic acid as yellow oil.

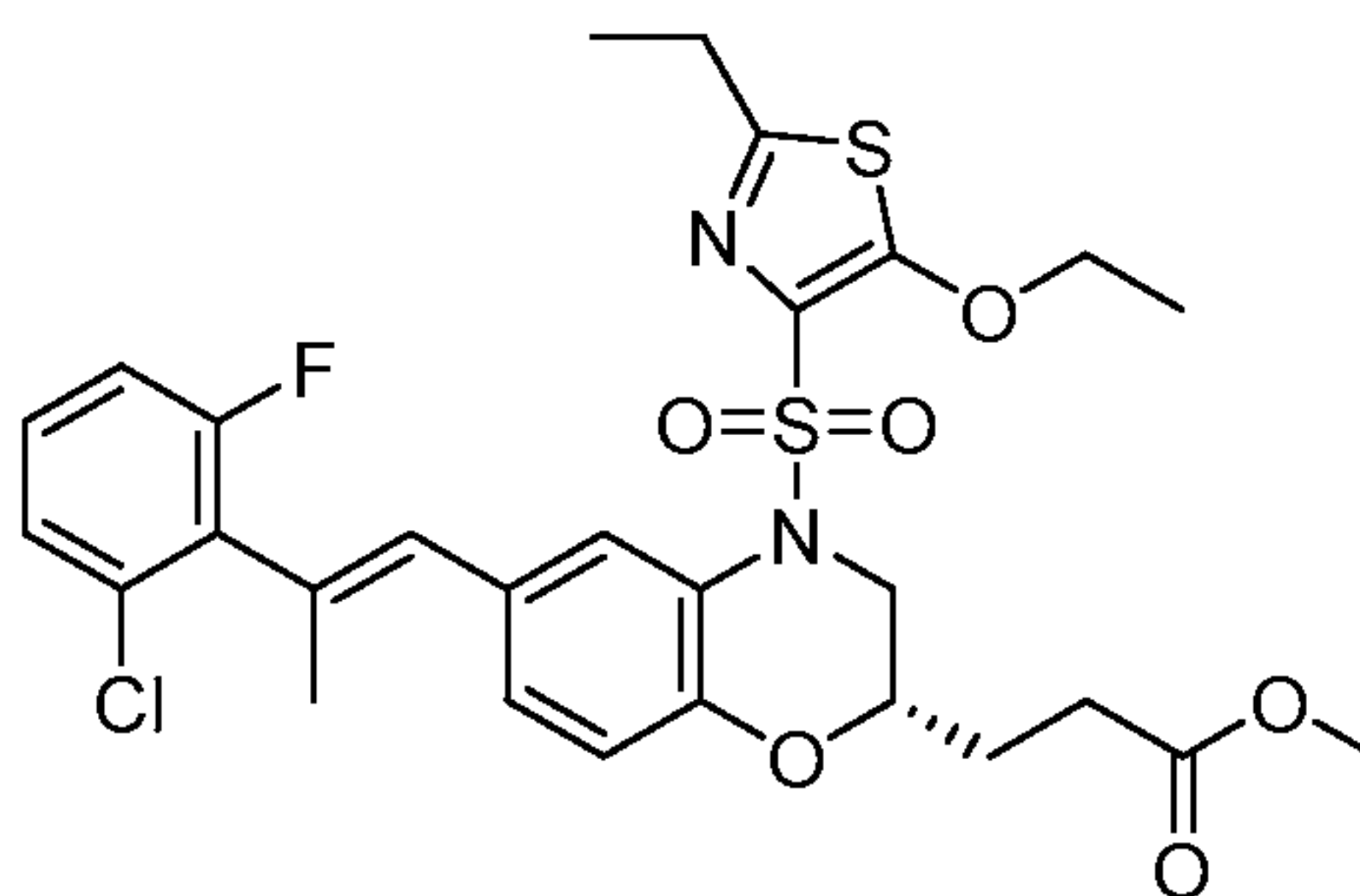
Part III – Synthesis of 5-Ethoxy-2-ethylthiazole-4-sulfonyl chloride

10 [000496] A mixture of 5-ethoxy-2-ethyl-1,3-thiazole-4-sulfonic acid (2.7 g, 11 mmol) and thionyl chloride (20 mL, 56 mmol) was stirred for two hours at 78 °C. The reaction was then quenched by the addition of ice water (100 mL). The mixture was extracted twice with dichloromethane. The combined organic layers were dried (Na₂SO₄) and concentrated. The resulting residue was purified by MPLC eluting with 3:1 ether:petroleum ether to afford 5-ethoxy-2-ethylthiazole-4-sulfonyl chloride (260 mg, 9%) as a brown solid.

15

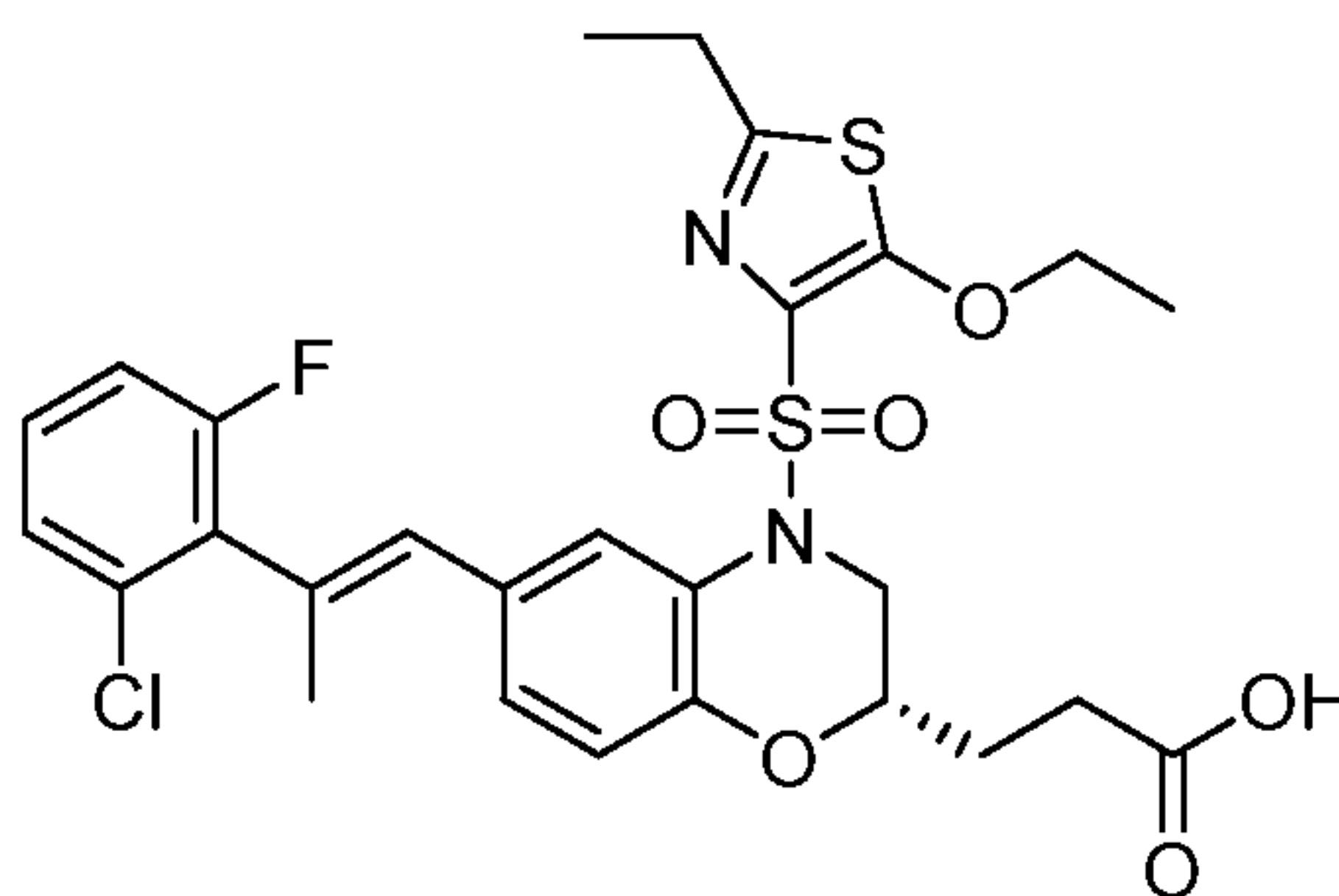
- 246 -

Part IV – Synthesis of Methyl (*S,E*)-3-(6-(2-(2-chloro-6-fluorophenyl)prop-1-en-1-yl)-4-((5-ethoxy-2-ethylthiazol-4-yl)sulfonyl)-3,4-dihydro-2*H*-benzo[*b*][1,4]oxazin-2-yl)propanoate



- 5 [000497] Using the method of Example 29, methyl (*S,E*)-3-(6-(2-(2-chloro-6-fluorophenyl)prop-1-en-1-yl)-4-((5-ethoxy-2-ethylthiazol-4-yl)sulfonyl)-3,4-dihydro-2*H*-benzo[*b*][1,4]oxazin-2-yl)propanoate was prepared. ¹H-NMR (300 MHz, CD₃OD) δ 7.80 (s, 1H), 7.29-7.31 (m, 2H), 7.10-7.15 (m, 1H), 7.05 (d, *J* = 7.8 Hz, 1H), 6.87 (d, *J* = 8.4 Hz, 1H), 6.30 (s, 1H), 4.37-4.41 (m, 1H), 4.18-4.22 (m, 1H), 4.05-4.18 (m, 2H), 3.72 (s, 3H), 3.33-3.34
- 10 (m, 2H), 2.85-2.91 (m, 2H), 2.57-2.61 (m, 2H), 2.17 (s, 3H), 1.92-2.02 (m, 2H), 1.27-1.36 (m, 6H). (ES, *m/z*): (M+H)⁺ 609.

EXAMPLE 73 – Synthesis of (*S,E*)-3-(6-(2-(2-Chloro-6-fluorophenyl)prop-1-en-1-yl)-4-((5-ethoxy-2-ethylthiazol-4-yl)sulfonyl)-3,4-dihydro-2*H*-benzo[*b*][1,4]oxazin-2-yl)propanoic acid



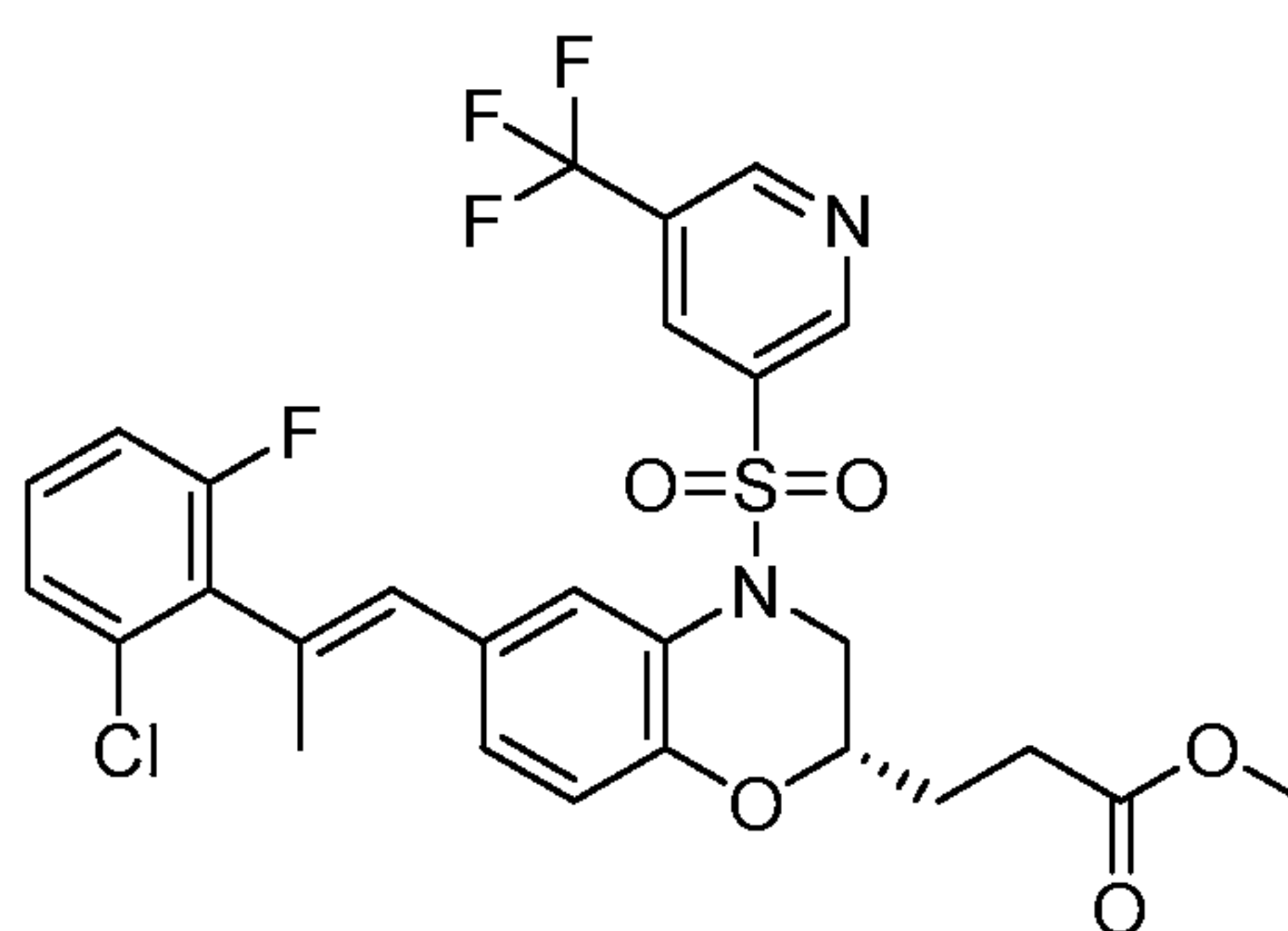
15

- [000498] Based on the procedure in Example 42, (*S,E*)-3-(6-(2-(2-chloro-6-fluorophenyl)prop-1-en-1-yl)-4-((5-ethoxy-2-ethylthiazol-4-yl)sulfonyl)-3,4-dihydro-2*H*-benzo[*b*][1,4]oxazin-2-yl)propanoic acid was prepared. ¹H-NMR (400 MHz, CD₃OD) δ 7.78 (s, 1H), 7.24-7.29 (m, 2H), 7.03-7.13 (m, 2H), 7.05 (d, *J* = 8 Hz, 1H), 6.87 (d, *J* = 8.4 Hz, 1H),

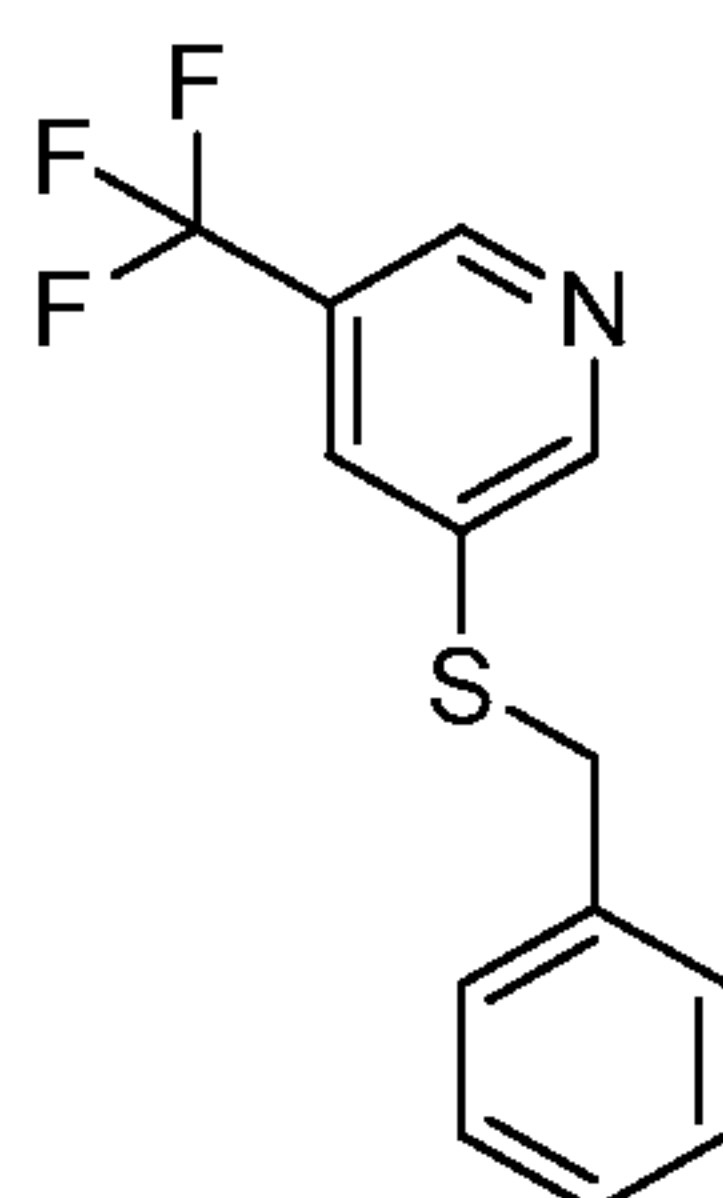
- 247 -

6.30 (s, 1H), 4.37-4.41 (m, 1H), 4.04-4.22 (m, 3H), 3.33-3.34 (m, 1H), 2.82-2.91 (m, 2H), 2.57-2.61 (m, 2H), 2.16 (s, 3H), 1.92-2.02 (m, 2H), 1.27-1.36 (m, 6H). (ES, m/z): (M+H)⁺ 595.

EXAMPLE 74 – Synthesis of Methyl (*S,E*)-3-(6-(2-(2-chloro-6-fluorophenyl)prop-1-en-1-yl)-4-((5-(trifluoromethyl)pyridin-3-yl)sulfonyl)-3,4-dihydro-2*H*-benzo[*b*][1,4]oxazin-2-yl)propanoate

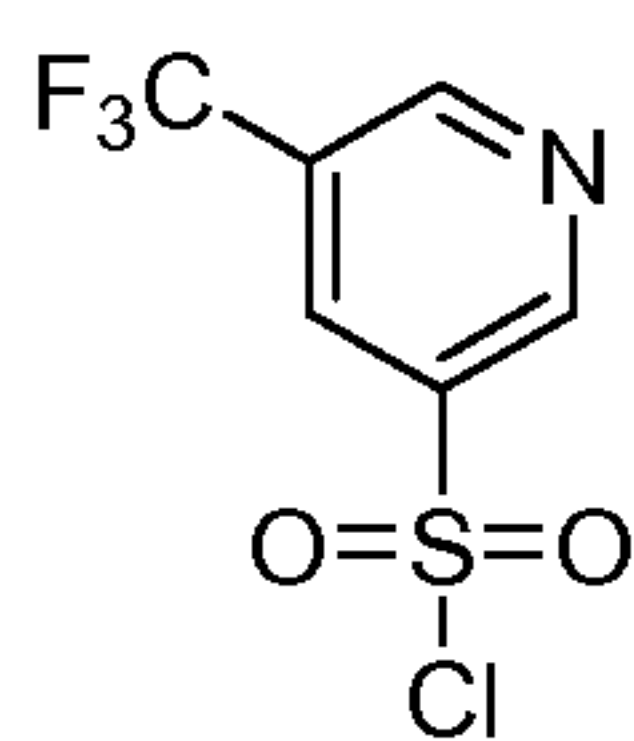


Part I – Synthesis of 3-(Benzylthio)-5-(trifluoromethyl)pyridine



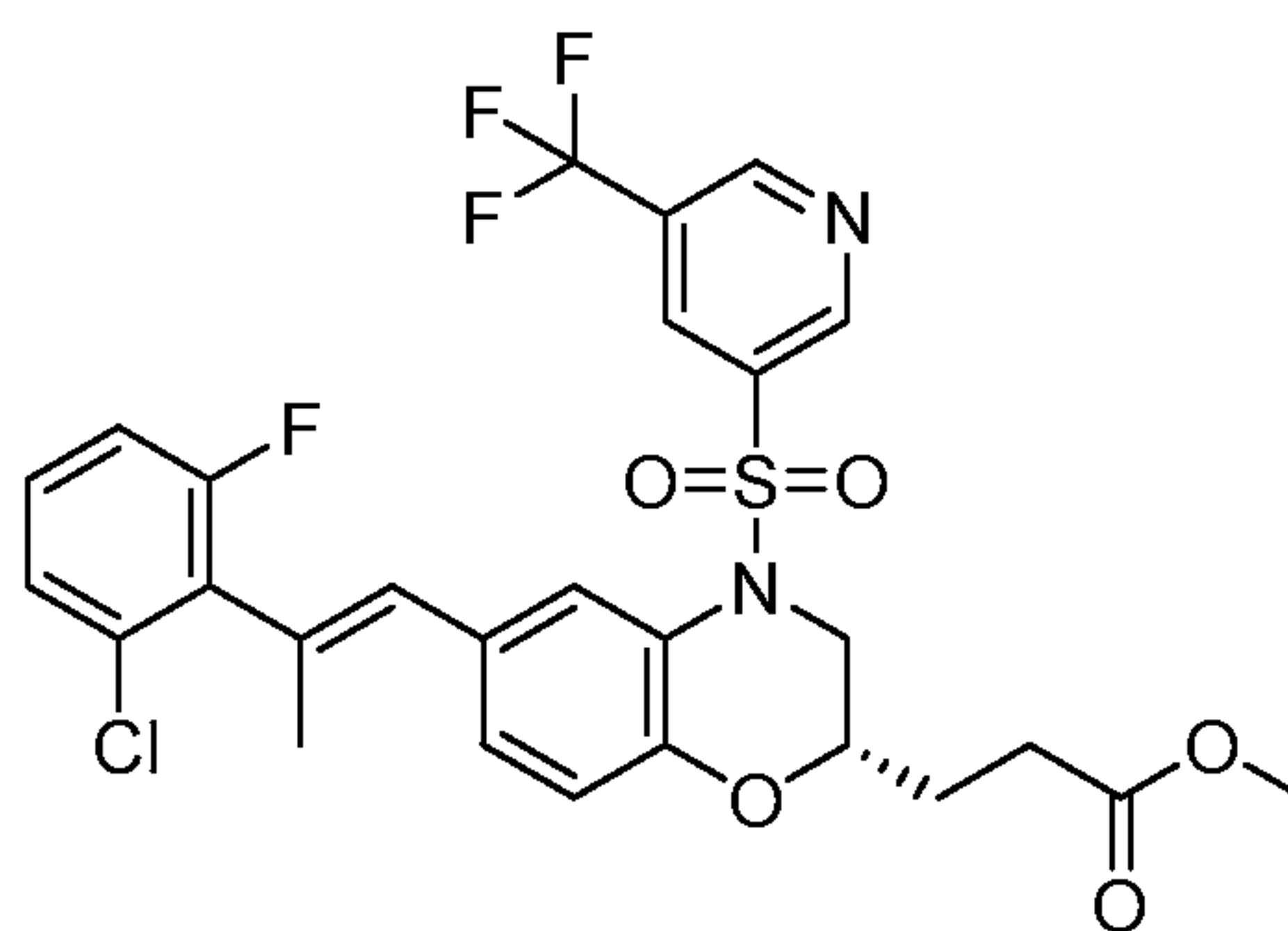
[000499] A mixture of 3-bromo-5-(trifluoromethyl)pyridine (586 mg, 2.59 mmol),
 10 phenylmethanethiol (0.31 mL, 2.59 mmol), toluene (8.9 mL), *N,N*-diisopropylethyl amine (0.89
 mL, 5.12 mmol), tris(dibenzylideneacetone)dipalladium(0) (118.3 mg, 0.13 mmol), 4,5-
 bis(diphenylphosphino)-9,9-dimethylxanthene (148.9 mg, 0.26 mmol) was stirred for two hours
 at 110 °C. The mixture was diluted aqueous sodium bicarbonate and extracted three times with
 dichloromethane. The combined organic layers were dried (Na₂SO₄) and concentrated. The
 15 resulting residue was purified by MPLC eluting with a gradient of 5-20% ethyl acetate in
 petroleum ether to afford 3-(benzylthio)-5-(trifluoromethyl)pyridine (960 mg) as a yellow oil.

- 248 -

Part II – Synthesis of 5-(Trifluoromethyl)pyridine-3-sulfonyl chloride

[000500] A solution of 3-(benzylthio)-5-(trifluoromethyl)pyridine (610 mg, 2.27 mmol), acetic acid (5 mL), water (1.7 mL), and *N*-chlorosuccinimide (1.21 g, 9.06 mmol) was stirred
 5 for one hour at room temperature. The mixture was concentrated and the resulting residue was purified by MPLC eluting with a gradient of 5-20% ethyl acetate in petroleum ether to afford 5-(trifluoromethyl)pyridine-3-sulfonyl chloride (202 mg, 36%) as a colorless oil.

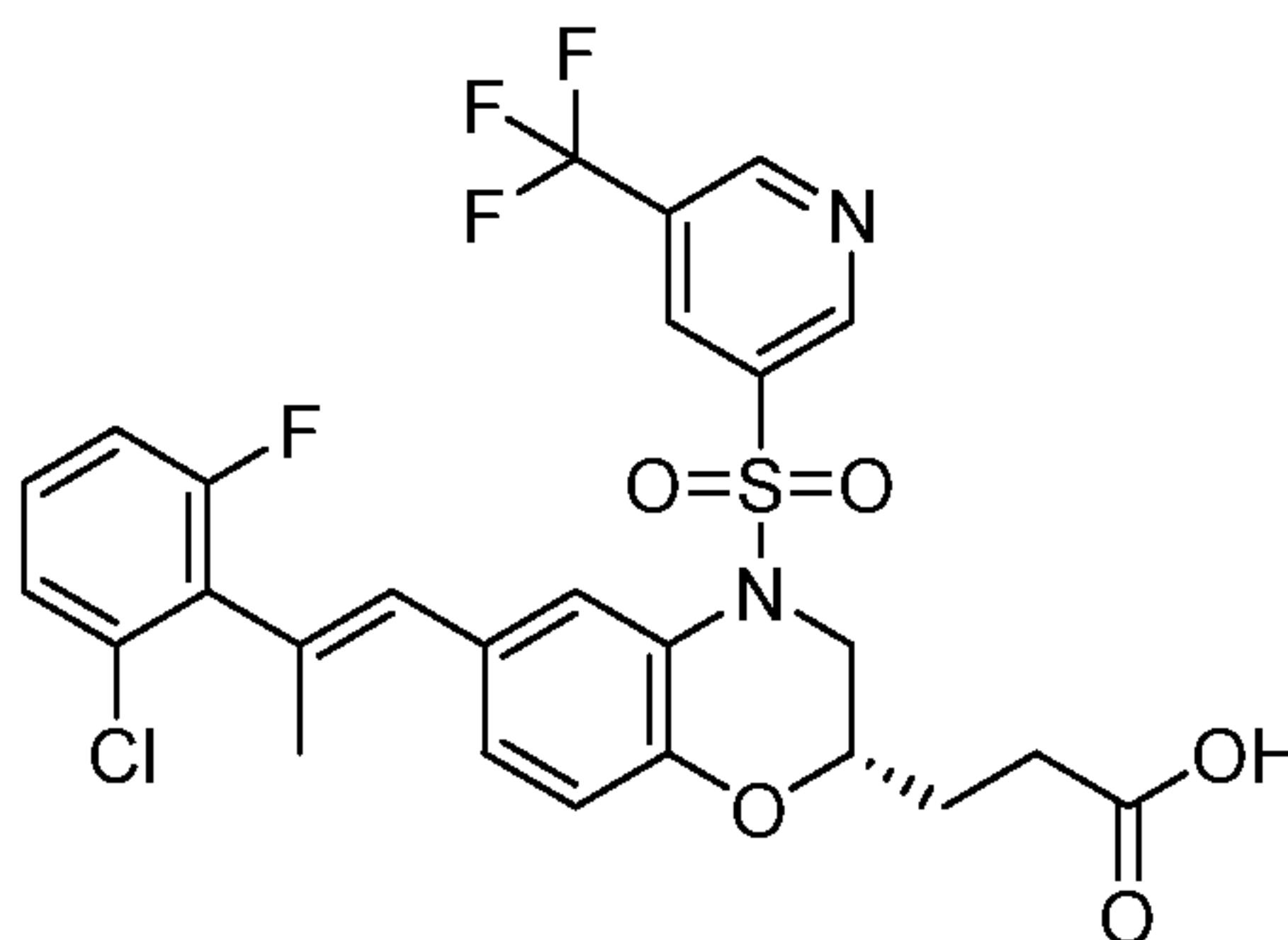
**Part III – Synthesis of Methyl (*S,E*)-3-(6-(2-(2-chloro-6-fluorophenyl)prop-1-en-1-yl)-4-
 ((5-(trifluoromethyl)pyridin-3-yl)sulfonyl)-3,4-dihydro-2*H*-benzo[*b*][1,4]oxazin-2-
 10 yl)propanoate**



[000501] Using the method of Example 29, methyl (*S,E*)-3-(6-(2-(2-chloro-6-fluorophenyl)prop-1-en-1-yl)-4-((5-(trifluoromethyl)pyridin-3-yl)sulfonyl)-3,4-dihydro-2*H*-benzo[*b*][1,4]oxazin-2-yl)propanoate was prepared. ¹H-NMR (400 MHz, CDCl₃) δ 1.78-1.90
 15 (m, 1H), 1.91-1.98 (m, 1H), 2.20 (s, 3H), 2.52 (t, *J* = 7.2 Hz, 2H), 3.29 (dd, *J* = 10.0 Hz, 14.4 Hz, 1H), 3.65-3.68 (m, 1H), 3.71 (s, 3H), 4.40 (dd, *J* = 2.4 Hz, 14.0 Hz), 6.41 (s, 1H), 6.85 (d, *J* = 8.4 Hz, 1H), 7.05 (t, *J* = 9.2 Hz, 1H), 7.15-7.25 (m, 3H), 7.85 (s, 1H), 8.24 (s, 1H), 9.07 (s, 1H). (ES, *m/z*): (M+H)⁺ 599.

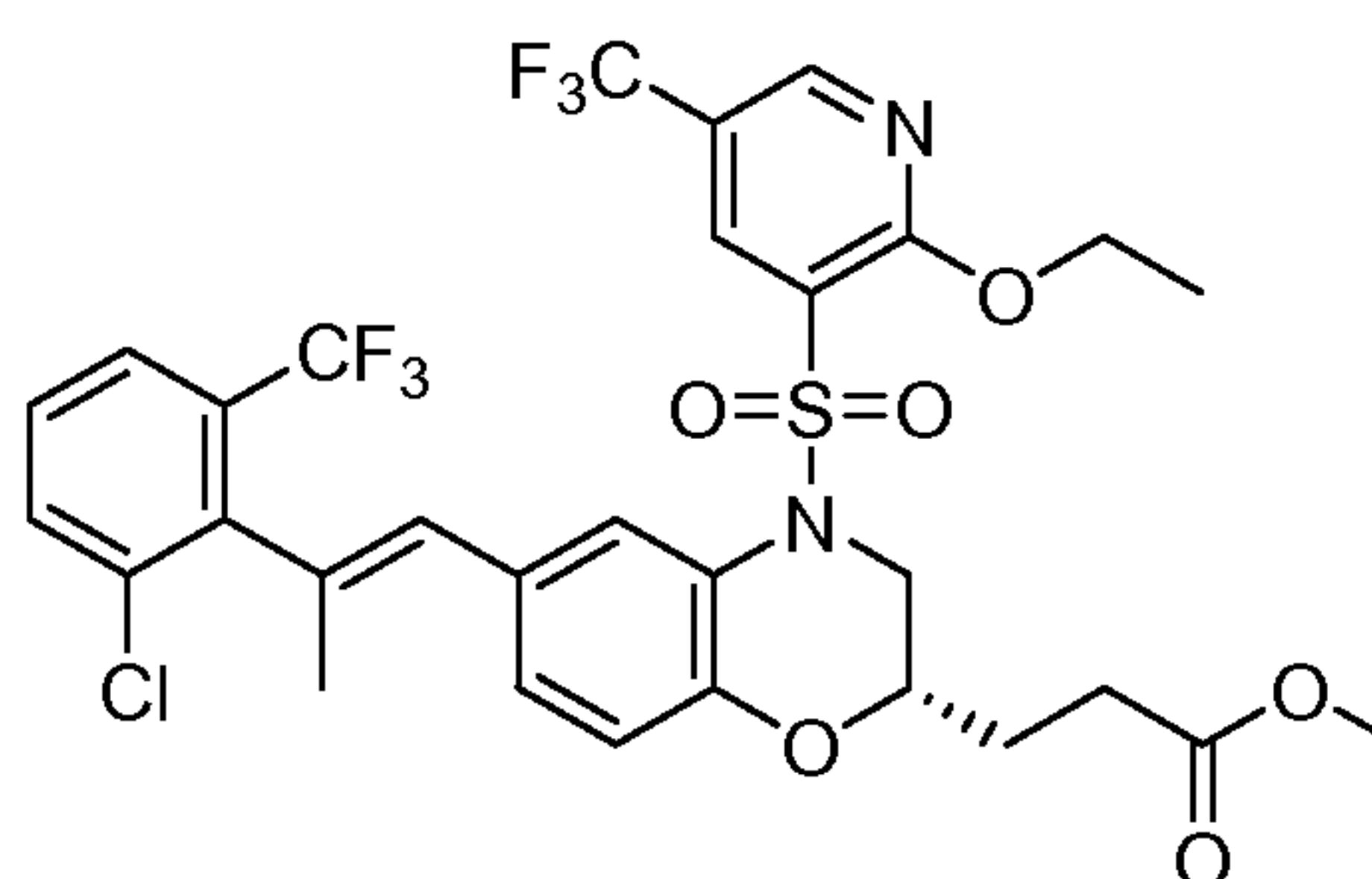
- 249 -

EXAMPLE 75 – Synthesis of *(S,E)*-3-(6-(2-(2-Chloro-6-fluorophenyl)prop-1-en-1-yl)-4-((5-(trifluoromethyl)pyridin-3-yl)sulfonyl)-3,4-dihydro-2*H*-benzo[*b*][1,4]oxazin-2-yl)propanoic acid



- 5 [000502] Based on the procedure in Example 42, *(S,E)*-3-(6-(2-(2-chloro-6-fluorophenyl)prop-1-en-1-yl)-4-((5-(trifluoromethyl)pyridin-3-yl)sulfonyl)-3,4-dihydro-2*H*-benzo[*b*][1,4]oxazin-2-yl)propanoic acid was prepared. ¹H-NMR (300 MHz, CD₃OD) δ 1.80-1.85 (m, 1H), 1.93-1.98 (m, 1H), 2.18 (s, 3H), 2.45-2.50 (m, 2H), 3.32-3.41 (m, 1H), 3.62-3.64 (m, 1H), 4.52 (dd, *J* = 2.4 Hz, 14.4 Hz, 1H), 6.40 (s, 1H), 6.91 (d, *J* = 8.4 Hz, 1H), 7.12-7.18 (m, 1H), 7.31-7.33 (m, 2H), 7.86 (d, *J* = 1.6 Hz, 1H), 8.37 (s, 1H), 9.12 (d, *J* = 2.0 Hz, 1H), 9.17 (s, 1H). (ES, *m/z*): (M+H)⁺ 585.
- 10

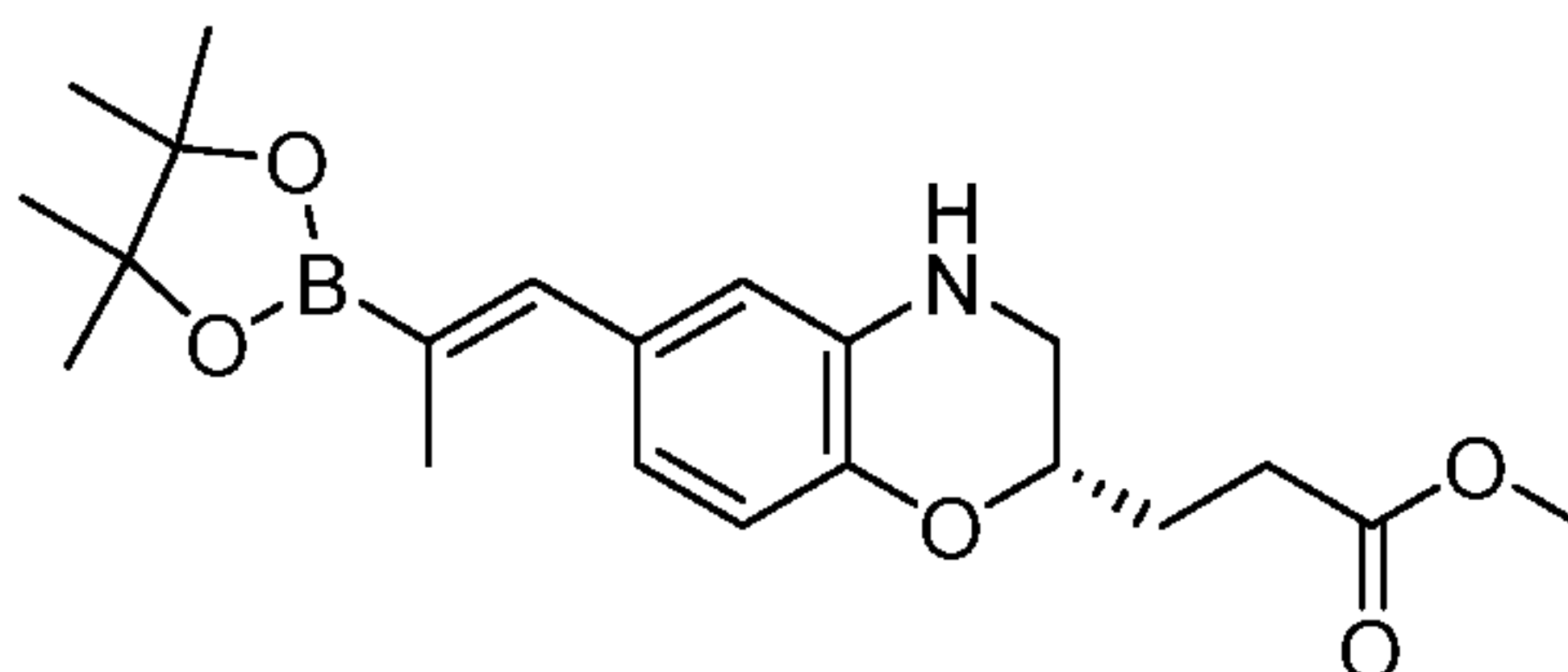
EXAMPLE 76 – Synthesis of Methyl *(S,E)*-3-(6-(2-(2-chloro-6-(trifluoromethyl)phenyl)prop-1-en-1-yl)-4-((2-ethoxy-5-(trifluoromethyl)pyridin-3-yl)sulfonyl)-3,4-dihydro-2*H*-benzo[*b*][1,4]oxazin-2-yl)propanoate



15

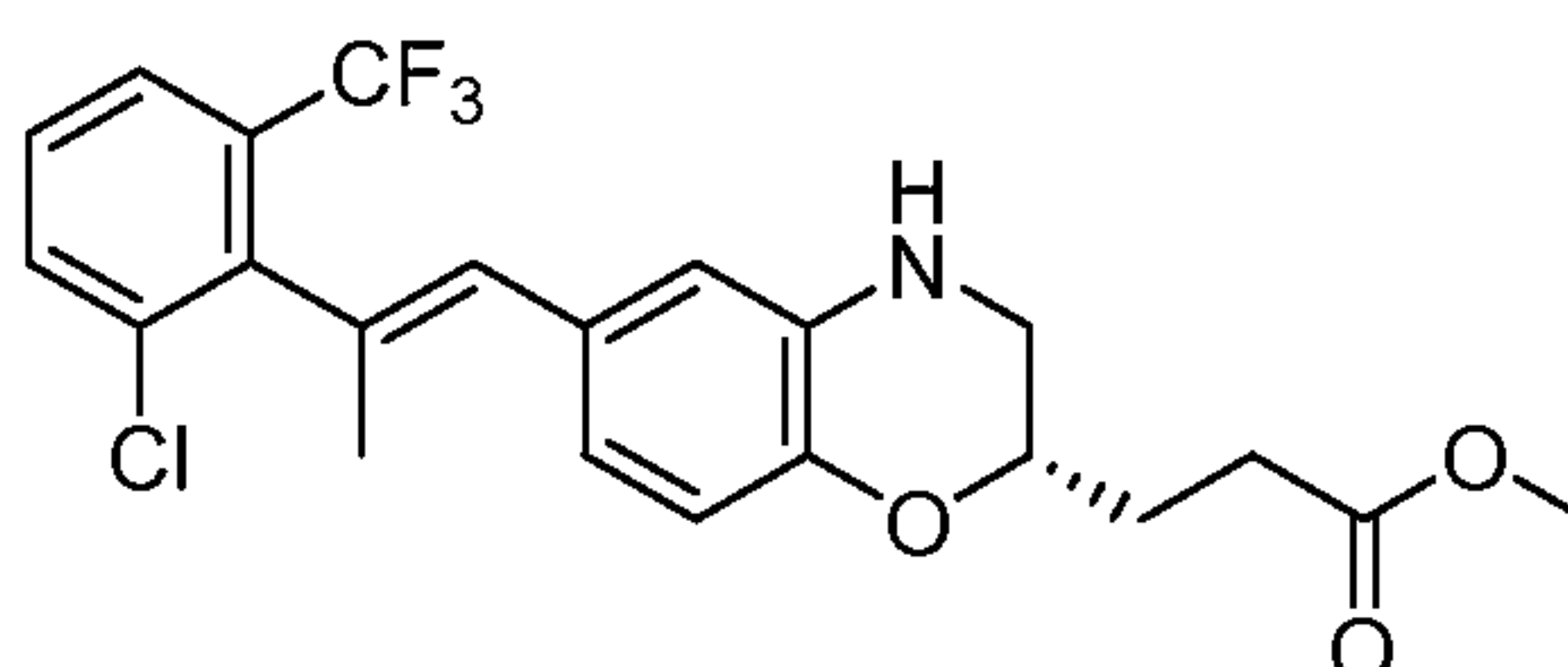
- 250 -

Part I – Synthesis of Methyl (*S,Z*)-3-(6-(2-(4,4,5,5-tetramethyl-1,3,2-dioxaborolan-2-yl)prop-1-en-1-yl)-3,4-dihydro-2*H*-benzo[*b*][1,4]oxazin-2-yl)propanoate



[000503] A mixture of methyl (*S*)-3-(6-bromo-3,4-dihydro-2*H*-benzo[*b*][1,4]oxazin-2-yl)propanoate (1 g, 3.33 mmol), 4,4,5,5-tetramethyl-2-(prop-1-en-2-yl)-1,3,2-dioxaborolane (672 mg, 4.00 mmol), tri-*tert*-butylphosphonium tetrafluoroborate (0.23 g, 0.83 mmol), tris(dibenzylideneacetone)dipalladium(0) (150 mg, 0.16 mmol), triethylamine (1.7 g, 16.8 mmol), and toluene (20 mL) was stirred overnight at 80 °C. The mixture was concentrated and the resulting residue was purified by MPLC eluting with 20% ethyl acetate in petroleum ether to afford methyl (*S,Z*)-3-(6-(2-(4,4,5,5-tetramethyl-1,3,2-dioxaborolan-2-yl)prop-1-en-1-yl)-3,4-dihydro-2*H*-benzo[*b*][1,4]oxazin-2-yl)propanoate (0.8 g, 62%) as a yellow oil.

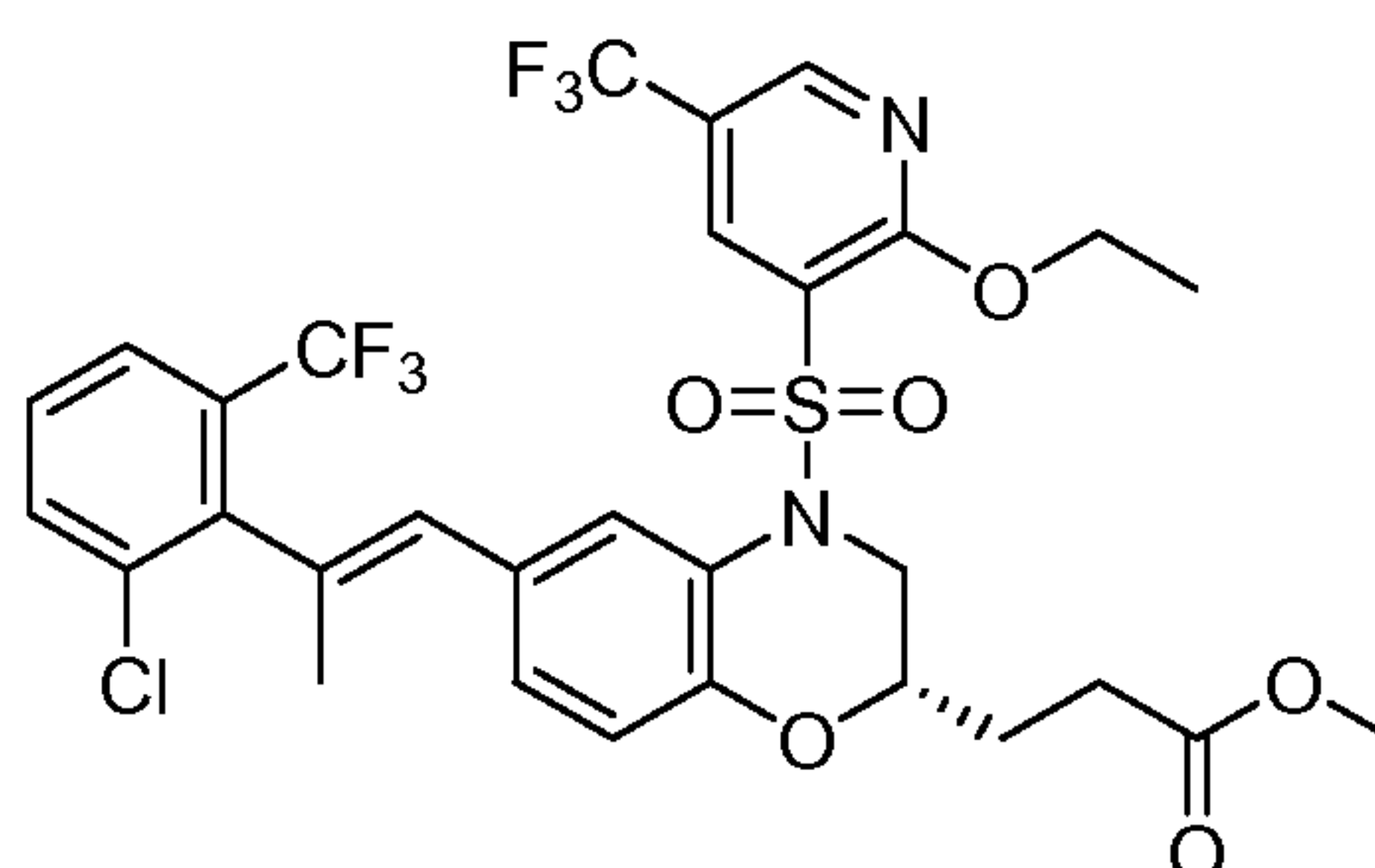
Part II – Synthesis of Methyl (*S,E*)-3-(6-(2-(2-chloro-6-(trifluoromethyl)phenyl)prop-1-en-1-yl)-3,4-dihydro-2*H*-benzo[*b*][1,4]oxazin-2-yl)propanoate



[000504] A mixture of methyl (*S,Z*)-3-(6-(2-(4,4,5,5-tetramethyl-1,3,2-dioxaborolan-2-yl)prop-1-en-1-yl)-3,4-dihydro-2*H*-benzo[*b*][1,4]oxazin-2-yl)propanoate (1 g, 2.58 mmol), 2-bromo-1-chloro-3-(trifluoromethyl)benzene (1 g, 3.85 mmol), sodium carbonate (800 mg, 7.48 mmol), tetrakis(triphenylphosphine)palladium(0) (300 mg, 0.26 mmol), toluene (20 mL), methanol (10 mL) and water (5 mL) was stirred overnight at 90 °C. The mixture was diluted with water, and extracted twice with dichloromethane. The combined organic layers were dried (Na₂SO₄) and concentrated. The resulting residue was purified via MPLC eluting with 20% ethyl acetate in petroleum ether to afford methyl (*S,E*)-3-(6-(2-(2-chloro-6-(trifluoromethyl)phenyl)prop-1-en-1-yl)-3,4-dihydro-2*H*-benzo[*b*][1,4]oxazin-2-yl)propanoate (250 mg, 22%) as a colorless oil.

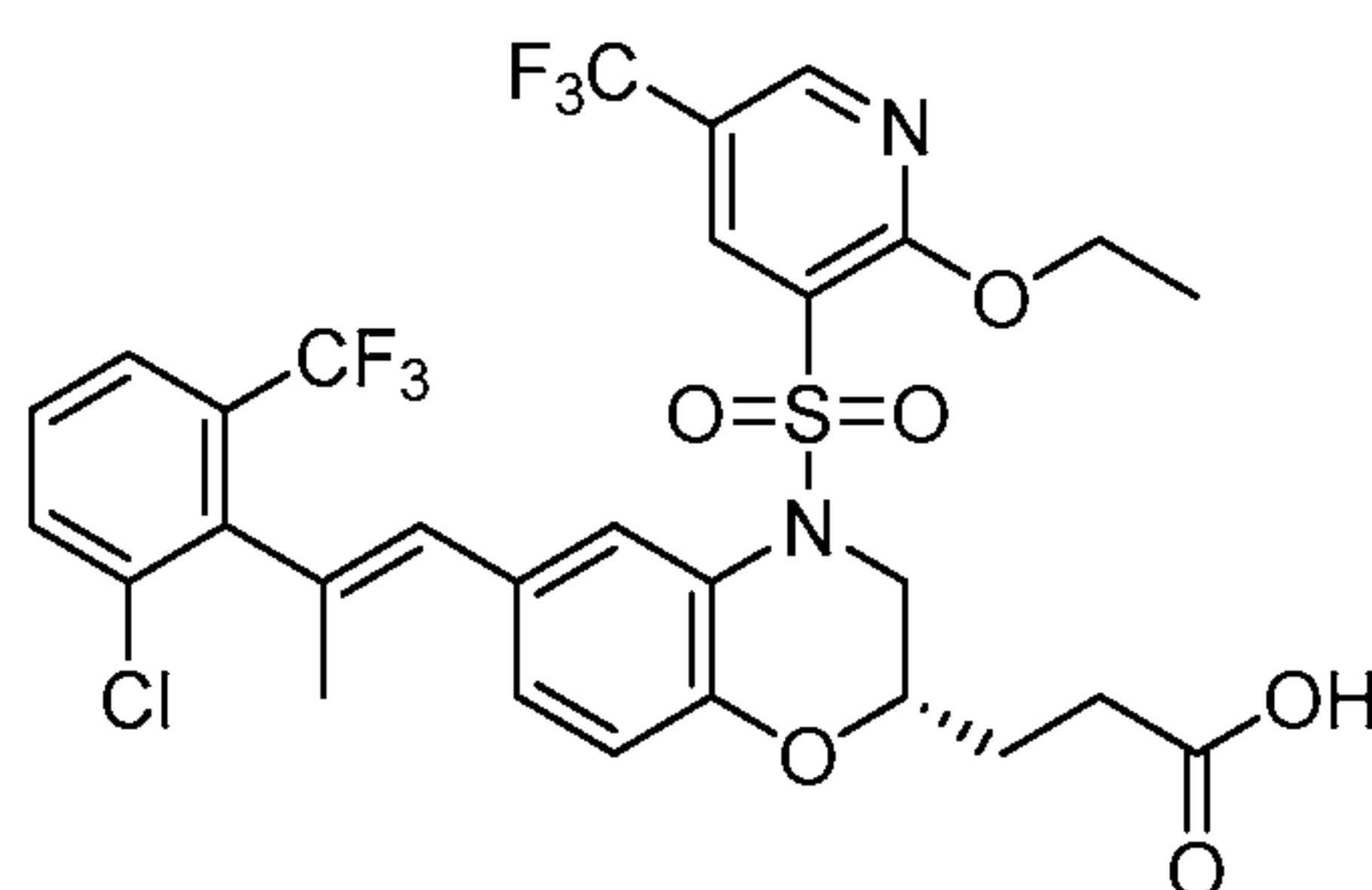
- 251 -

Part III – Synthesis of Methyl (*S,E*)-3-(6-(2-(2-chloro-6-(trifluoromethyl)phenyl)prop-1-en-1-yl)-4-((2-ethoxy-5-(trifluoromethyl)pyridin-3-yl)sulfonyl)-3,4-dihydro-2*H*-benzo[*b*][1,4]oxazin-2-yl)propanoate



- 5 **[000505]** Based on the procedure in Example 29, methyl (*S,E*)-3-(6-(2-(2-chloro-6-(trifluoromethyl)phenyl)prop-1-en-1-yl)-4-((2-ethoxy-5-(trifluoromethyl)pyridin-3-yl)sulfonyl)-3,4-dihydro-2*H*-benzo[*b*][1,4]oxazin-2-yl)propanoate was prepared. ¹H-NMR (300 MHz, CD₃OD) δ 8.75 (s, 1H), 8.56 (d, *J* = 2.0 Hz, 1H), 7.72 (m, 2H), 7.57 (m, 1H), 7.48 (m, 1H), 7.02 (m, 1H), 6.93 (m, 1H), 6.21 (s, 1H), 4.48 (m, 2H), 4.29 (m, 1H), 3.94 (m, 2H),
 10 3.68 (s, 3H), 3.48 (m, 1H), 2.56 (m, 2H), 2.10 (s, 3H), 1.20-1.92 (m, 2H), 1.25-1.21 (m, 3H). (ES, *m/z*): (M+H)⁺ 693.

EXAMPLE 77 – Synthesis of (*S,E*)-3-(6-(2-(2-Chloro-6-(trifluoromethyl)phenyl)prop-1-en-1-yl)-4-((2-ethoxy-5-(trifluoromethyl)pyridin-3-yl)sulfonyl)-3,4-dihydro-2*H*-benzo[*b*][1,4]oxazin-2-yl)propanoic acid



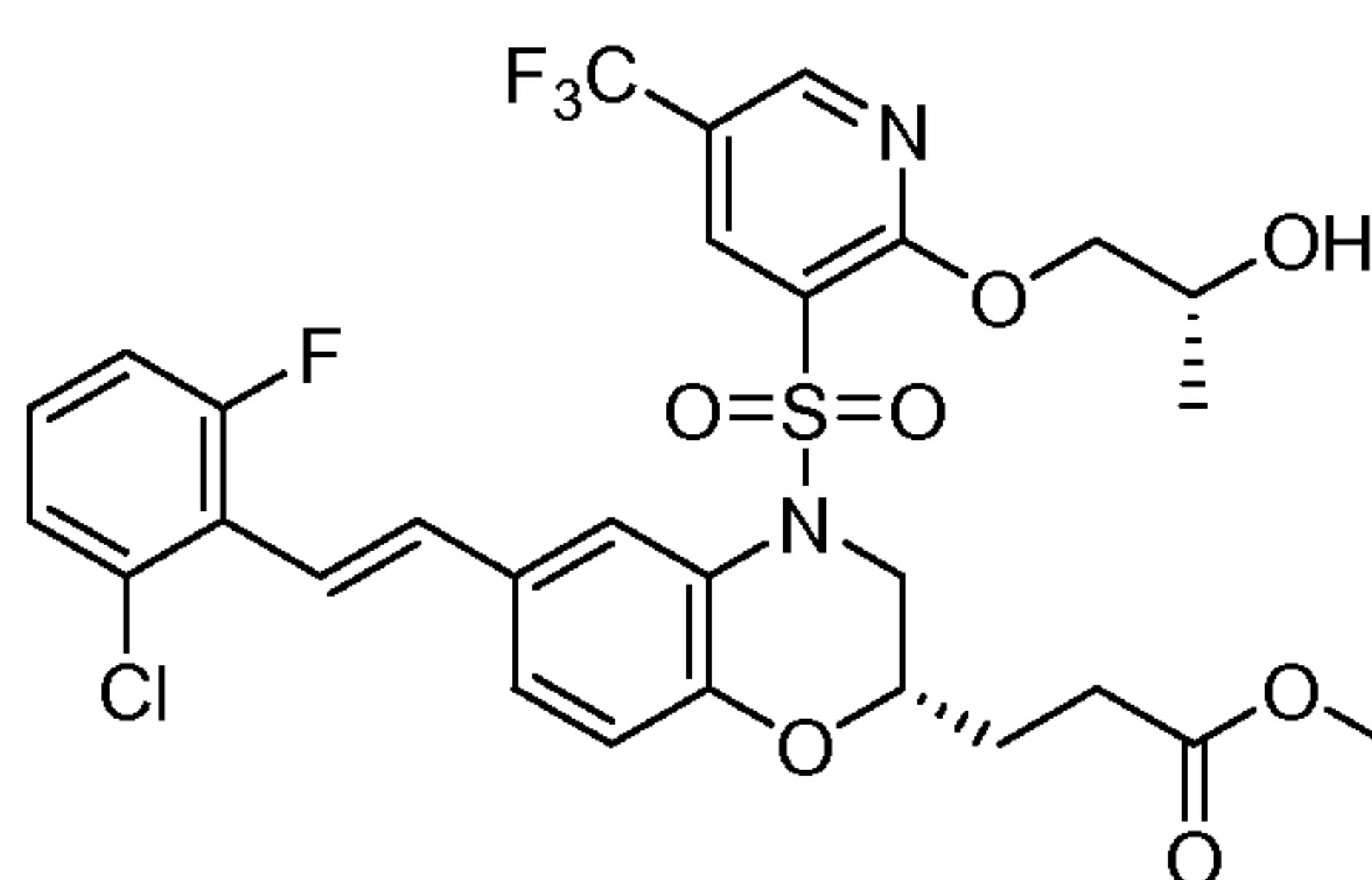
15

- [000506]** Based on the procedure in Example 42, (*S,E*)-3-(6-(2-(2-chloro-6-(trifluoromethyl)phenyl)prop-1-en-1-yl)-4-((2-ethoxy-5-(trifluoromethyl)pyridin-3-yl)sulfonyl)-3,4-dihydro-2*H*-benzo[*b*][1,4]oxazin-2-yl)propanoic acid was prepared. ¹H-NMR (300 MHz, CD₃OD) δ 8.74 (s, 1H), 8.56 (d, *J* = 2.0 Hz, 1H), 7.72 (m, 2H), 7.57 (m, 1H), 7.48 (m, 1H), 7.02 (m, 1H), 6.93 (m, 1H), 6.21 (s, 1H), 4.54-4.45 (m, 2H), 4.31 (m, 1H), 3.96 (m,
 20 (m, 1H), 7.02 (m, 1H), 6.93 (m, 1H), 6.21 (s, 1H), 4.54-4.45 (m, 2H), 4.31 (m, 1H), 3.96 (m,

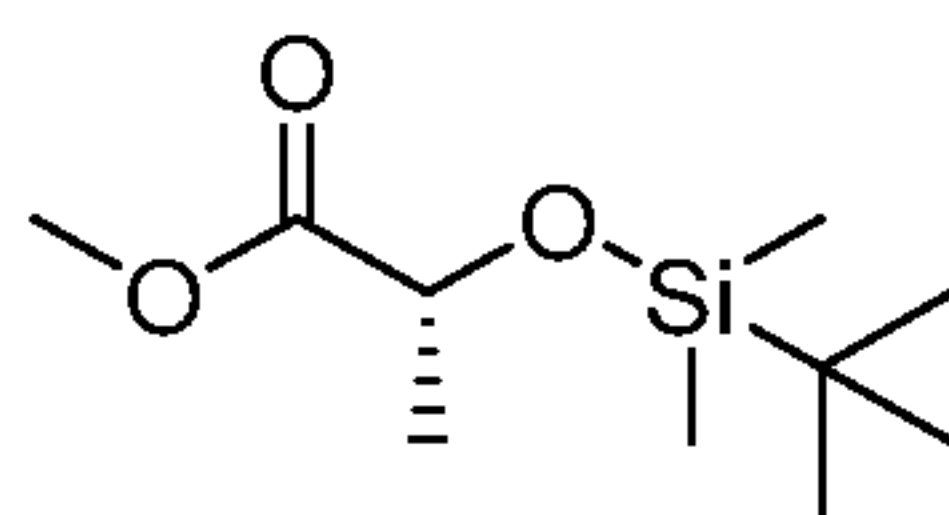
- 252 -

2H), 3.48 (m, 1H), 2.53 (t, $J = 7.2$ Hz, 2H), 2.10 (s, 3H), 1.99-1.89 (m, 2H), 1.24 (m, 3H). (ES, m/z): (M+H)⁺ 679.

EXAMPLE 78 – Synthesis of Methyl 3-((*S*)-6-((*E*)-2-chloro-6-fluorostyryl)-4-((2-((*R*)-2-hydroxypropoxy)-5-(trifluoromethyl)pyridin-3-yl)sulfonyl)-3,4-dihydro-2H-benzo[*b*][1,4]oxazin-2-yl)propanoate

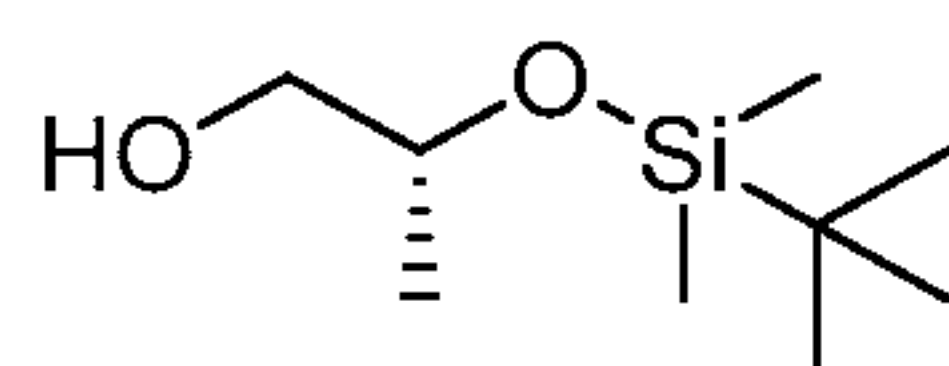


Part I – Synthesis of Methyl (*R*)-2-((*tert*-butyldimethylsilyl)oxy)propanoate



[000507] A mixture of methyl (*R*)-2-hydroxypropanoate (5.1 g, 48.99 mmol), dichloromethane (50 mL), imidazole (5 g, 75 mmol) and *tert*-butyldimethylsilyl chloride (8.85 g) was stirred for two hours at room temperature. The mixture was diluted with water and extracted three times with dichloromethane. The combined organic layers were dried (Na₂SO₄) and concentrated. The resulting residue was purified by MPLC eluting with 5% ethyl acetate in petroleum ether to afford methyl (*R*)-2-((*tert*-butyldimethylsilyl)oxy)propanoate (10.67 g, 100%) as a colorless oil.

Part II – Synthesis of (*R*)-2-((*tert*-Butyldimethylsilyl)oxy)propan-1-ol

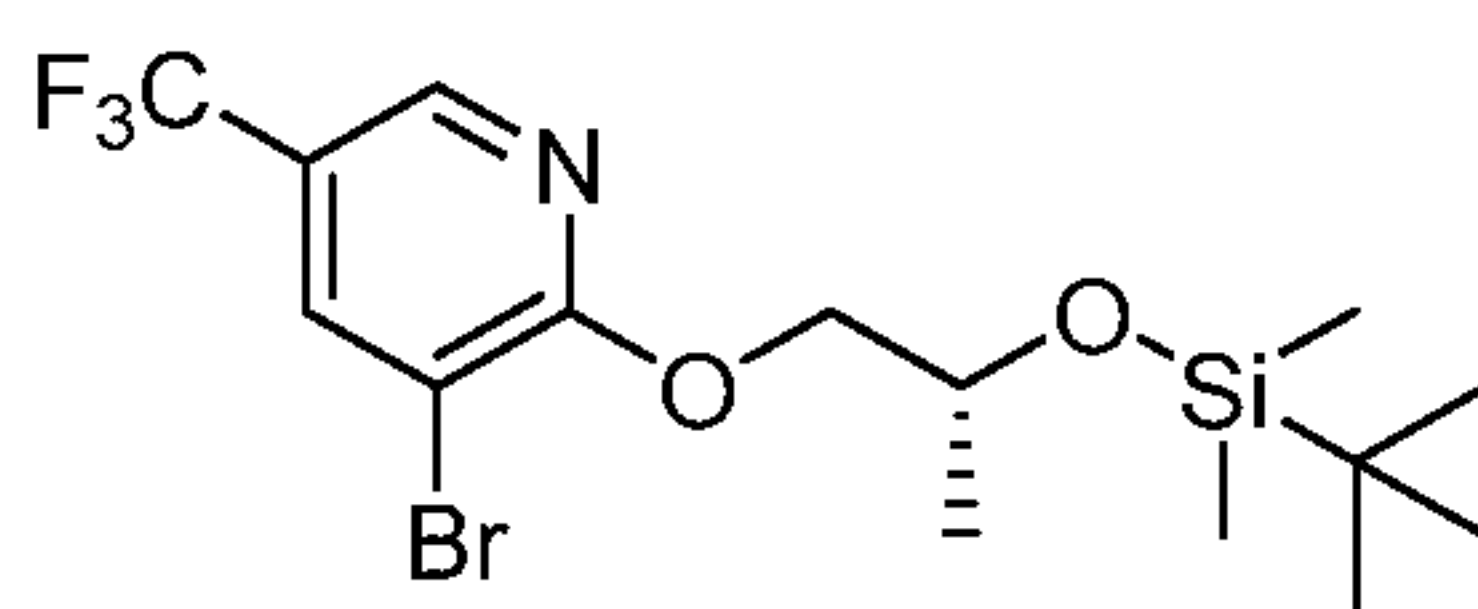


[000508] Lithium borohydride (4.04 g, 185 mmol) was added to a solution of methyl (*R*)-2-((*tert*-butyldimethylsilyl)oxy)propanoate (10.12 g, 46.34 mmol) in tetrahydrofuran (60 mL). The resulting solution was stirred for four hours at room temperature. Saturated ammonium chloride was added and the pH of the mixture was adjusted to 1 with 1 M hydrogen chloride. The mixture was extracted three times with dichloromethane and the organic layers were

- 253 -

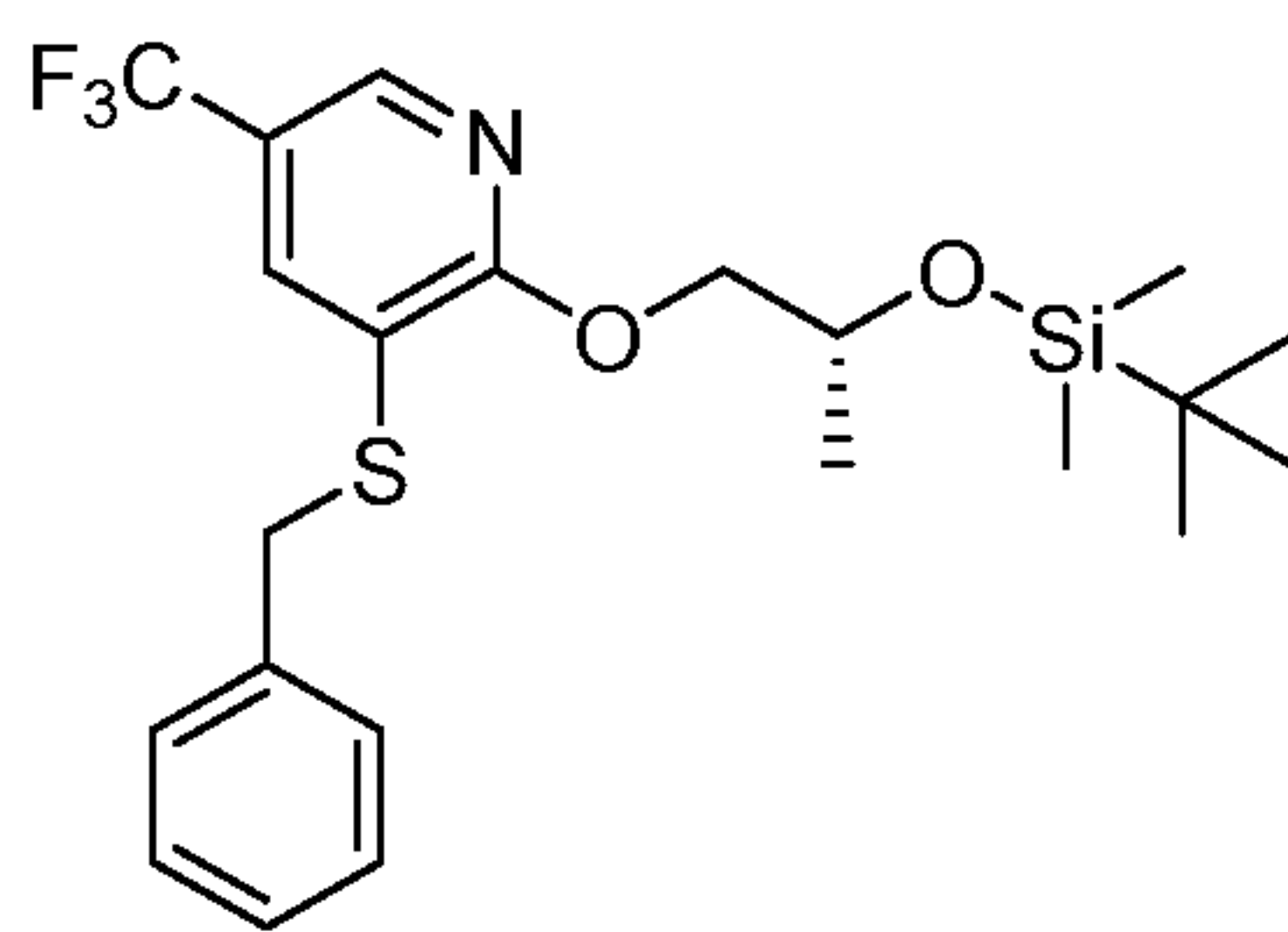
combined, dried (Na_2SO_4), and concentrated. The resulting residue was purified via MPLC eluting with 10% ethyl acetate in petroleum ether to afford (*R*)-2-((*tert*-butyldimethylsilyl)oxy)propan-1-ol (8.45 g, 96%) as a colorless oil.

Part III – Synthesis of (*R*)-3-Bromo-2-(2-((*tert*-butyldimethylsilyl)oxy)propoxy)-5-(trifluoromethyl)pyridine



[000509] Sodium hydride (2.49 g, 62.25 mmol, 60% in mineral oil) was added to a solution of (*R*)-2-((*tert*-butyldimethylsilyl)oxy)propan-1-ol (8.45 g, 44.39 mmol) in tetrahydrofuran (44.5 mL) at 0 °C. The mixture was stirred for twenty min., and 3-bromo-2-chloro-5-(trifluoromethyl)pyridine (3.7 g, 14.21 mmol) was then added to the reaction mixture. The resulting solution was stirred overnight at room temperature, diluted with brine, and extracted three times with dichloromethane. The combined organic layers were dried (Na_2SO_4), concentrated, and the resulting residue was purified by MPLC eluting with a gradient of 1-5% ethyl acetate in petroleum ether to afford (*R*)-3-bromo-2-(2-((*tert*-butyldimethylsilyl)oxy)propoxy)-5-(trifluoromethyl)pyridine (7.79 g) as a colorless oil.

Part IV – Synthesis of (*R*)-3-(Benzylthio)-2-(2-((*tert*-butyldimethylsilyl)oxy)propoxy)-5-(trifluoromethyl)pyridine

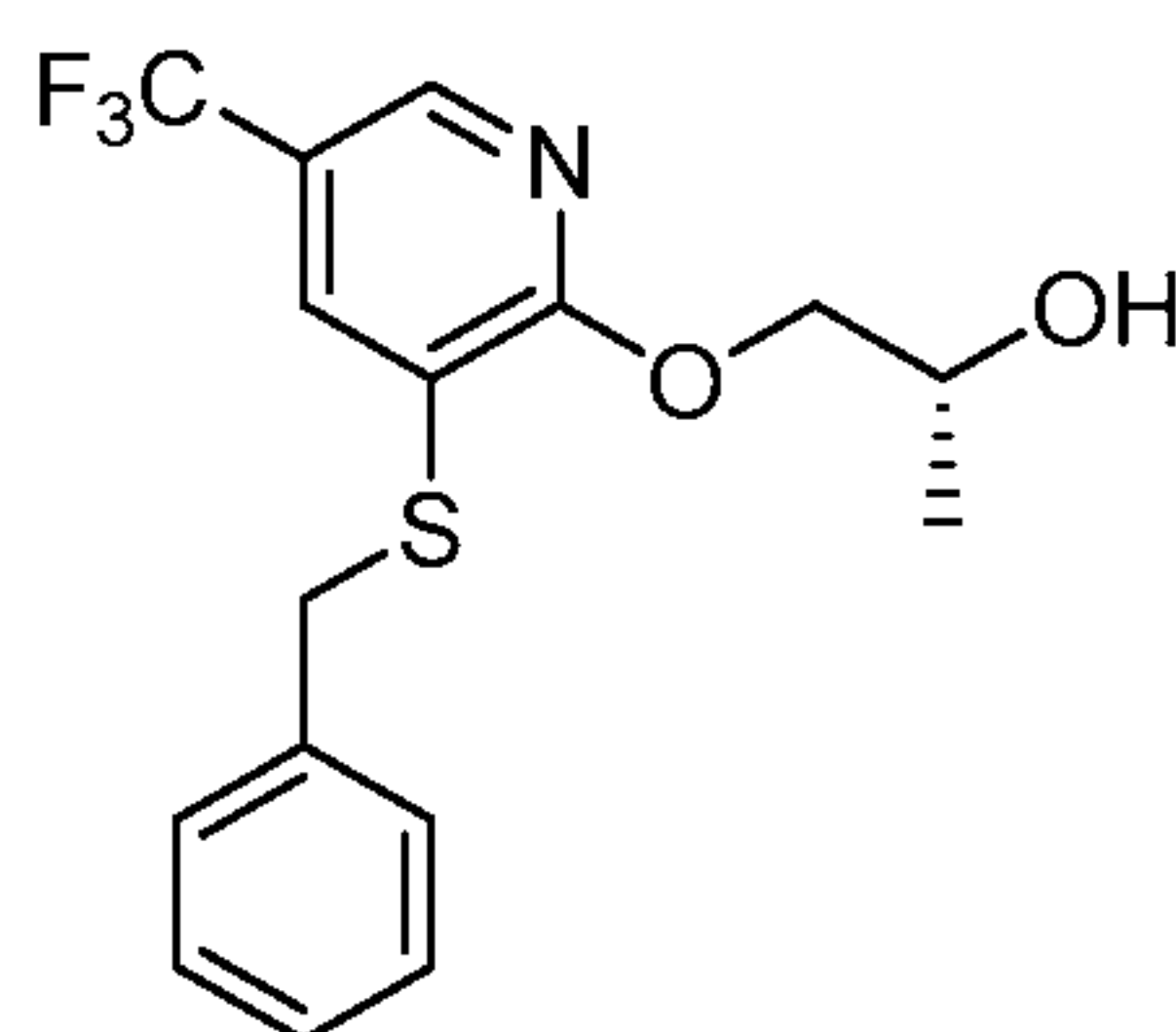


[000510] A mixture of (*R*)-3-bromo-2-(2-((*tert*-butyldimethylsilyl)oxy)propoxy)-5-(trifluoromethyl)pyridine (7.52 g, 18.15 mmol), benzylthiol (2.1 mL, 17.9 mmol), *N,N*-diisopropylethyl amine (6 mL, 34.5 mmol), toluene (50 mL), tris(dibenzylideneacetone)dipalladium(0) (829 mg, 0.91 mmol), 4,5-bis(diphenylphosphino)-9,9-dimethylxanthene (1.043 g, 1.80 mmol) was stirred for one hour at 110 °C. The mixture was diluted with water and extracted three times with dichloromethane. The combined organic

- 254 -

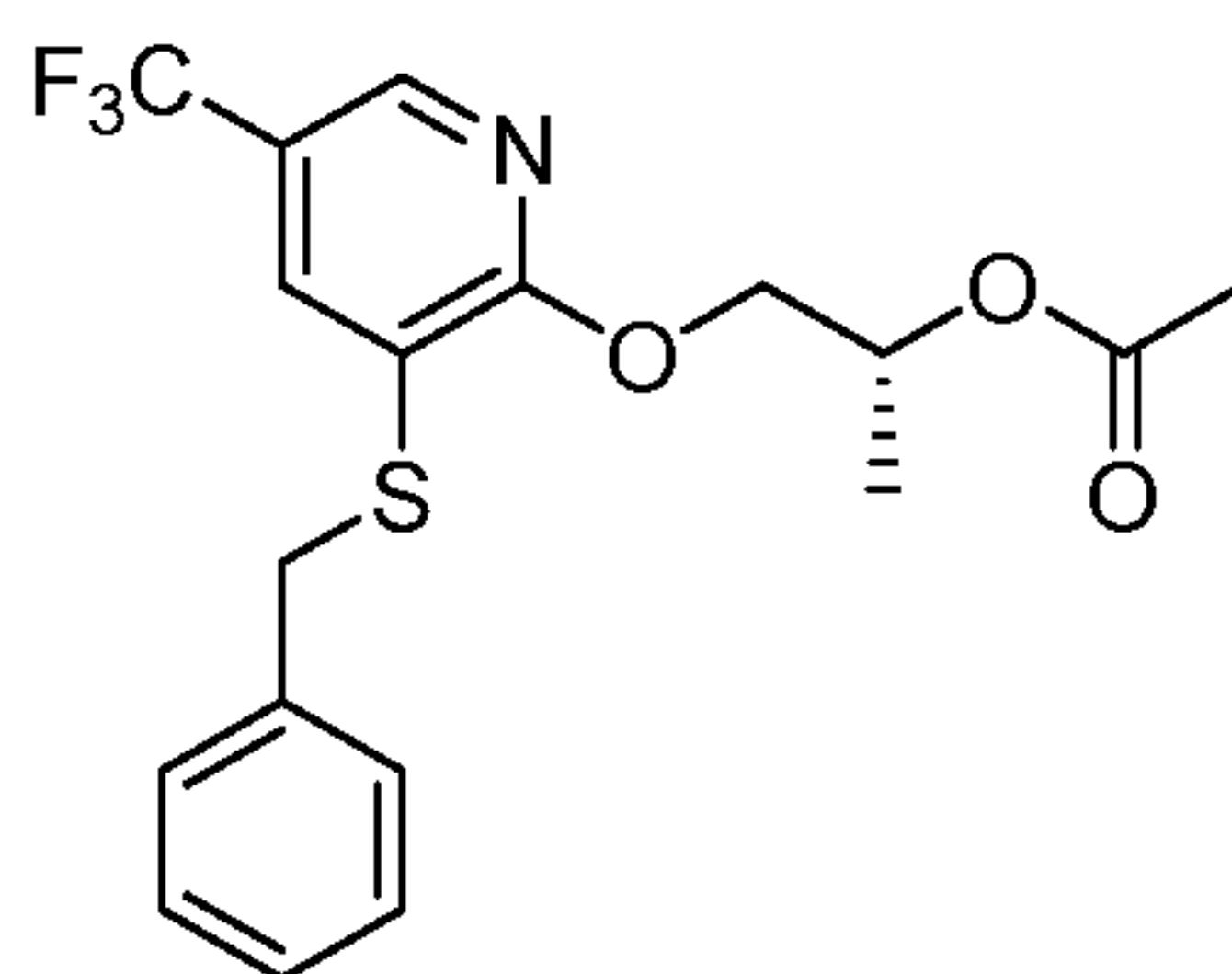
layers were dried (Na_2SO_4), concentrated, and the resulting residue was purified by MPLC eluting with a gradient of 1-5% ethyl acetate in petroleum ether to afford (*R*)-3-(benzylthio)-2-(2-((*tert*-butyldimethylsilyl)oxy)propoxy)-5-(trifluoromethyl)pyridine (8.37 g) as a yellow oil.

Part V – Synthesis of (*R*)-1-((3-(Benzylthio)-5-(trifluoromethyl)pyridin-2-yl)oxy)propan-2-ol



[000511] A solution of (*R*)-3-(benzylthio)-2-(2-((*tert*-butyldimethylsilyl)oxy)propoxy)-5-(trifluoromethyl)pyridine (7.25 g, 15.84 mmol), THF (32 mL) and a 1 M solution of tetrabutylammonium fluoride (19 mL, 19 mmol) in THF was stirred for one hour at room temperature. The mixture was concentrated, diluted with water, and extracted three times with dichloromethane. The combined organic layers were dried (Na_2SO_4), concentrated and the resulting residue was purified by MPLC eluting with a gradient of 5-20% ethyl acetate in petroleum ether to afford (*R*)-1-((3-(benzylthio)-5-(trifluoromethyl)pyridin-2-yl)oxy)propan-2-ol (5.01 g, 92%) as a yellow oil.

Part VI – Synthesis of (*R*)-1-((3-(Benzylthio)-5-(trifluoromethyl)pyridin-2-yl)oxy)propan-2-yl acetate

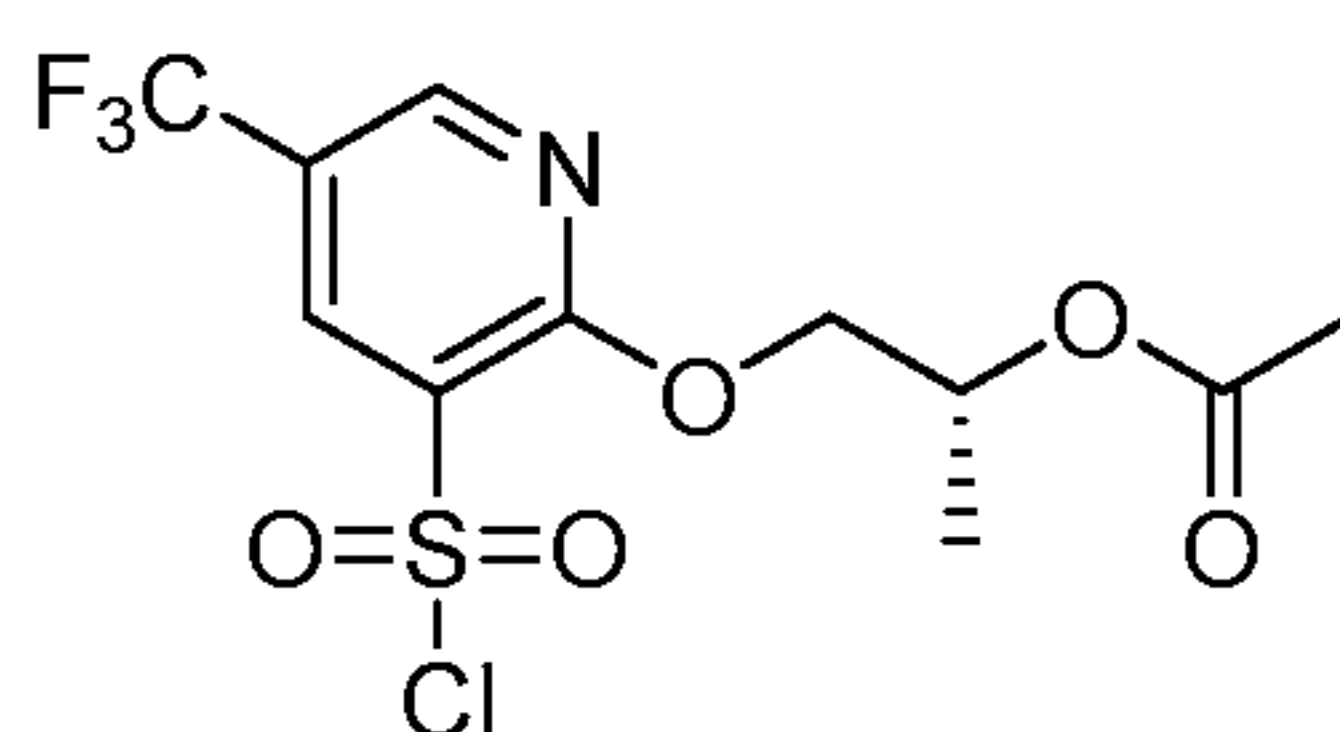


[000512] A mixture of (*R*)-1-((3-(benzylthio)-5-(trifluoromethyl)pyridin-2-yl)oxy)propan-2-ol (4.7 g, 13.69 mmol), dichloromethane (40.3 mL), pyridine (2.8 mL), acetic anhydride (2.8 mL), and 4-dimethylaminopyridine (167.2 mg, 1.37 mmol) was stirred for one hour at room temperature. The reaction mixture was diluted with saturated ammonium chloride and extracted three times with dichloromethane. The combined organic layers were dried (Na_2SO_4)

- 255 -

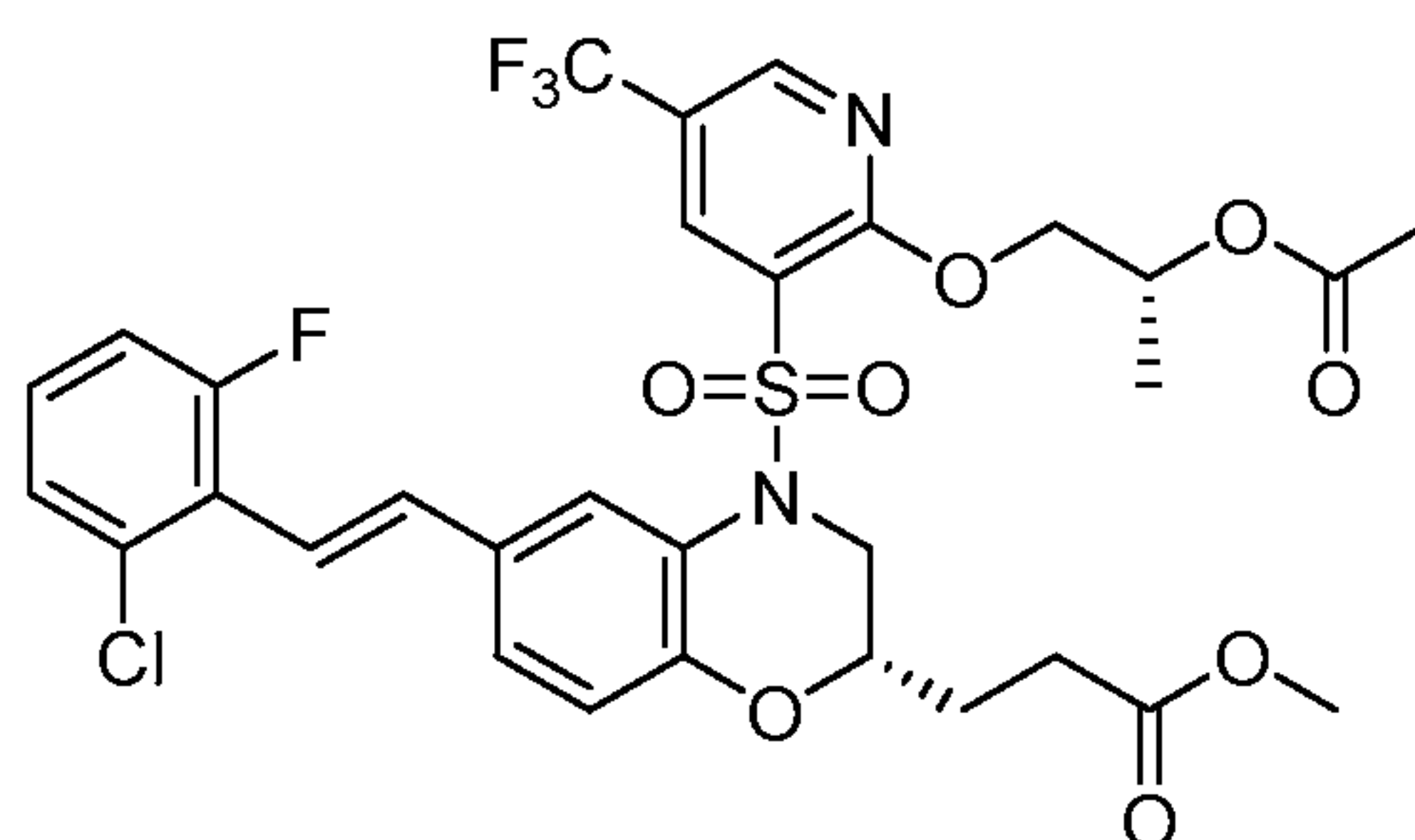
and concentrated. The resulting residue was purified by MPLC eluting with a gradient of 2-10% ethyl acetate in petroleum ether to afford (*R*)-1-((3-(benzylthio)-5-(trifluoromethyl)pyridin-2-yl)oxy)propan-2-yl acetate (4.88 g, 93%) as a yellow solid.

Part VII – Synthesis of (*R*)-1-((3-(Chlorosulfonyl)-5-(trifluoromethyl)pyridin-2-yl)oxy)propan-2-yl acetate



[000513] A solution of (*R*)-1-((3-(benzylthio)-5-(trifluoromethyl)pyridin-2-yl)oxy)propan-2-yl acetate (4.69 g, 12.17 mmol), acetic acid (26.9 mL), water (9 mL), and *N*-chlorosuccinimide (6.5 g, 48.68 mmol) was stirred for one hour at room temperature. The mixture was concentrated, diluted with aqueous sodium bicarbonate, and extracted three times with dichloromethane. The combined organic layers were dried (Na₂SO₄) and concentrated. The resulting residue was purified by MPLC eluting with a gradient of 5-20% ethyl acetate in petroleum ether to afford (*R*)-1-((3-(chlorosulfonyl)-5-(trifluoromethyl)pyridin-2-yl)oxy)propan-2-yl acetate (4.2 g, 95%) as a colorless oil.

Part VIII – Synthesis of Methyl 3-((*S*)-4-((2-((*R*)-2-acetoxypropoxy)-5-(trifluoromethyl)pyridin-3-yl)sulfonyl)-6-((*E*)-2-chloro-6-fluorostyryl)-3,4-dihydro-2*H*-benzo[*b*][1,4]oxazin-2-yl)propanoate

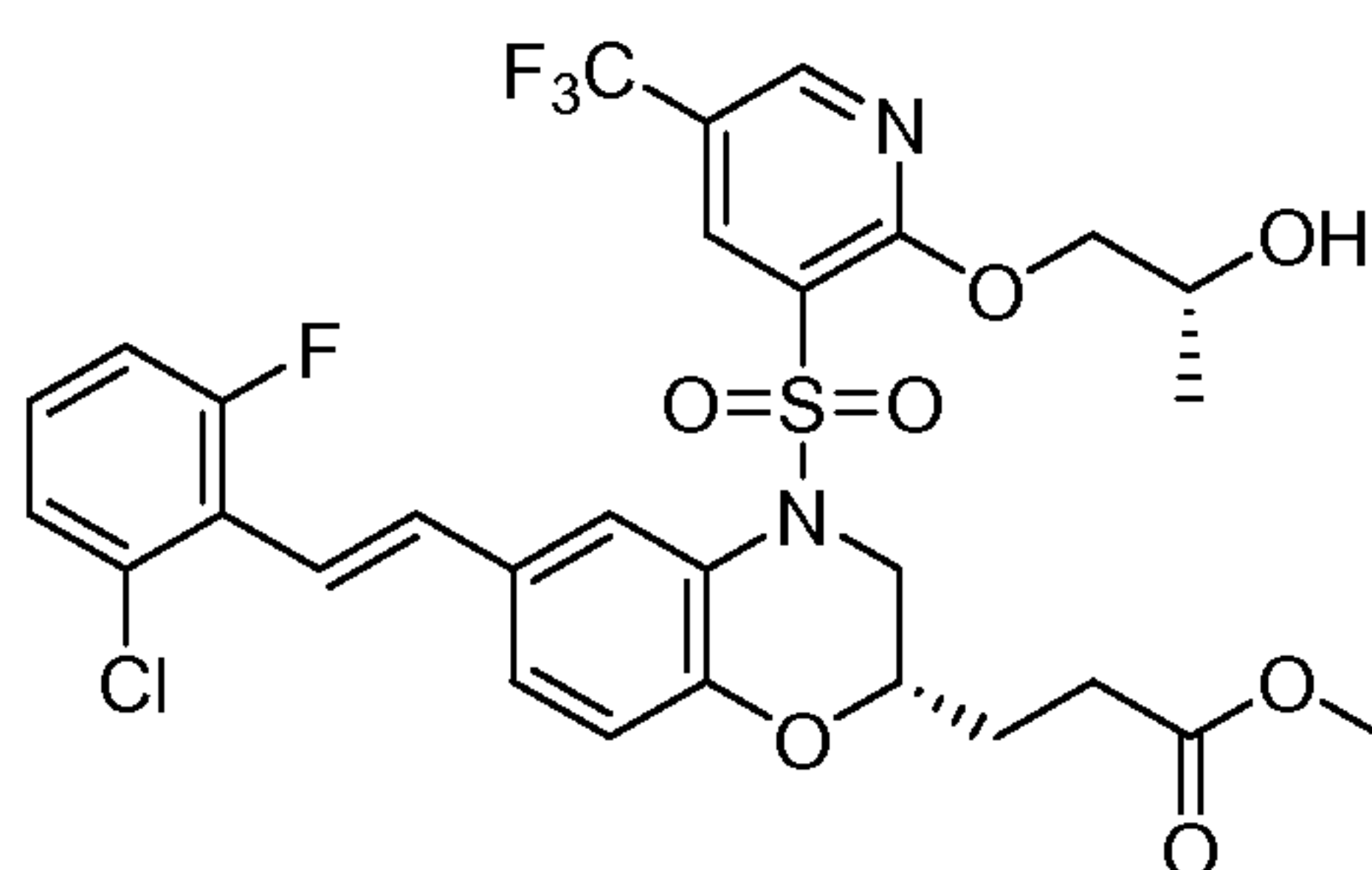


[000514] A mixture of (*S,E*)-3-(6-(2-chloro-6-fluorostyryl)-3,4-dihydro-2*H*-benzo[*b*][1,4]oxazin-2-yl)propanoate (205 mg, 0.55 mmol), dichloromethane (2.7 mL), pyridine (0.2 mL), 4-dimethylaminopyridine (33.3 mg, 0.27 mmol), and (*R*)-1-((3-(chlorosulfonyl)-5-(trifluoromethyl)pyridin-2-yl)oxy)propan-2-yl acetate (473.7 mg, 1.31 mmol) was stirred overnight at room temperature. The mixture was diluted with brine and was

- 256 -

extracted three times with dichloromethane. The combined organic layers were dried (Na_2SO_4), concentrated, and the resulting residue was purified by MPLC eluting with 33% ethyl acetate in petroleum ether to afford methyl 3-((*S*)-4-((2-((*R*)-2-acetoxypropoxy)-5-(trifluoromethyl)pyridin-3-yl)sulfonyl)-6-((*E*)-2-chloro-6-fluorostyryl)-3,4-dihydro-2*H*-benzo[*b*][1,4]oxazin-2-yl)propanoate (276 mg, 72%) as a light yellow oil.

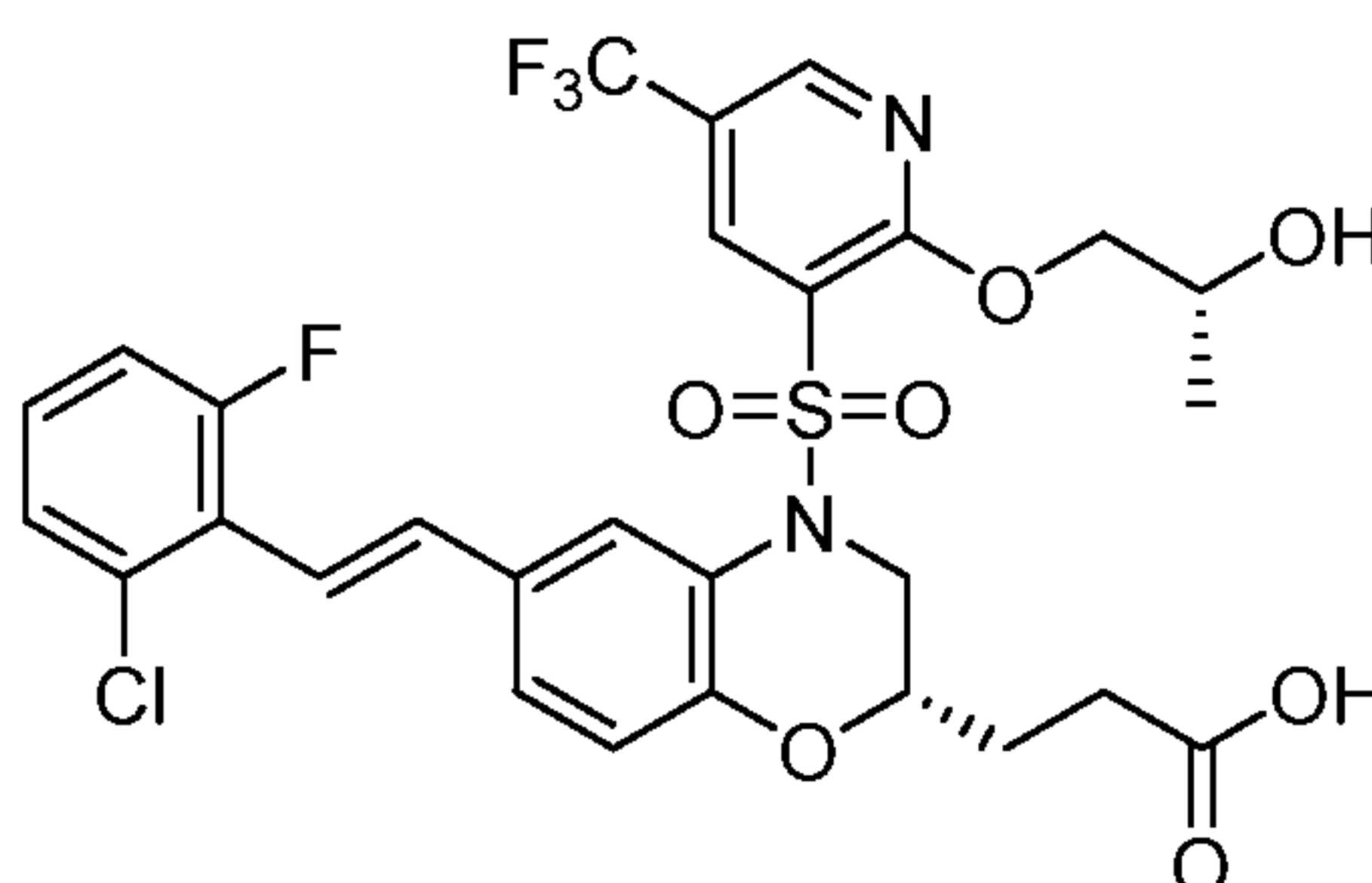
Part IX – Synthesis of Methyl 3-((*S*)-6-((*E*)-2-chloro-6-fluorostyryl)-4-((2-((*R*)-2-hydroxypropoxy)-5-(trifluoromethyl)pyridin-3-yl)sulfonyl)-3,4-dihydro-2*H*-benzo[*b*][1,4]oxazin-2-yl)propanoate



10 **[000515]** Based on the procedure in Example 69, methyl 3-((*S*)-6-((*E*)-2-chloro-6-fluorostyryl)-4-((2-((*R*)-2-hydroxypropoxy)-5-(trifluoromethyl)pyridin-3-yl)sulfonyl)-3,4-dihydro-2*H*-benzo[*b*][1,4]oxazin-2-yl)propanoate was prepared. $^1\text{H-NMR}$ (300 MHz, CD_3OD) δ 1.17 (d, $J = 6.4$ Hz, 3H), 1.90-2.04 (m, 2H), 2.57 (t, $J = 6.8$ Hz, 2H), 3.52 (dd, $J = 9.2$ Hz, 14.0 Hz, 1H), 3.69 (s, 3H), 3.91-3.96 (m, 2H), 4.14 (dd, $J = 4.8$ Hz, 11.2 Hz, 1H), 4.39 (dd, $J =$
15 2.4 Hz, 14.4 Hz, 1H), 4.51 (dd, $J = 6.8$ Hz, 10.8 Hz, 1H), 6.93 (d, $J = 8.4$ Hz, 1H), 7.07-7.17 (m, 2H), 7.22-7.32 (m, 4H), 7.68 (d, $J = 1.6$ Hz, 1H), 8.62 (d, $J = 2.4$ Hz, 1H), 8.74 (s, 1H). (ES, m/z): $(\text{M}+\text{H})^+$ 659.

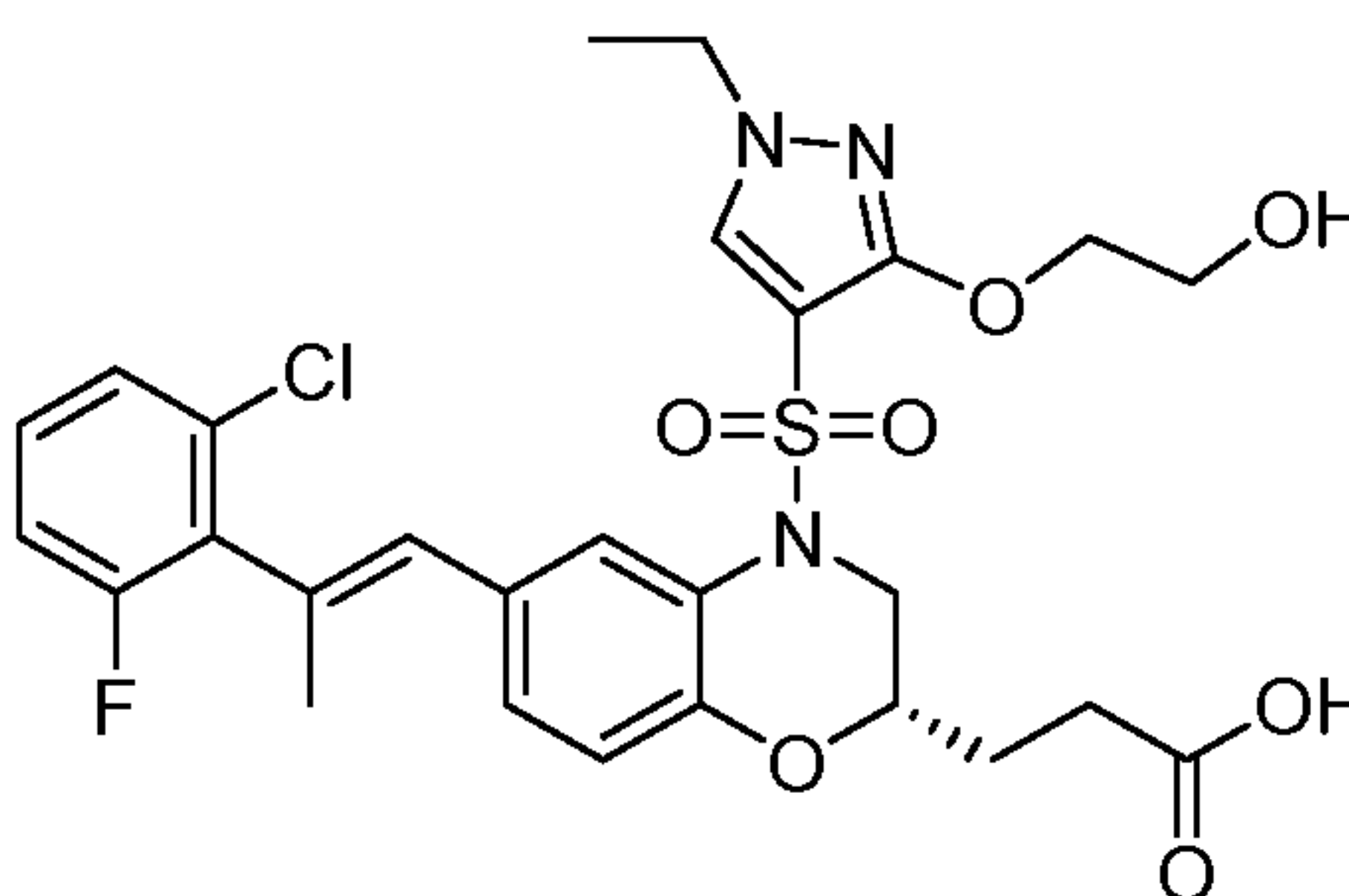
- 257 -

EXAMPLE 79 – Synthesis of 3-((*S*)-6-((*E*)-2-Chloro-6-fluorostyryl)-4-((2-((*R*)-2-hydroxypropoxy)-5-(trifluoromethyl)pyridin-3-yl)sulfonyl)-3,4-dihydro-2*H*-benzo[*b*][1,4]oxazin-2-yl)propanoic acid



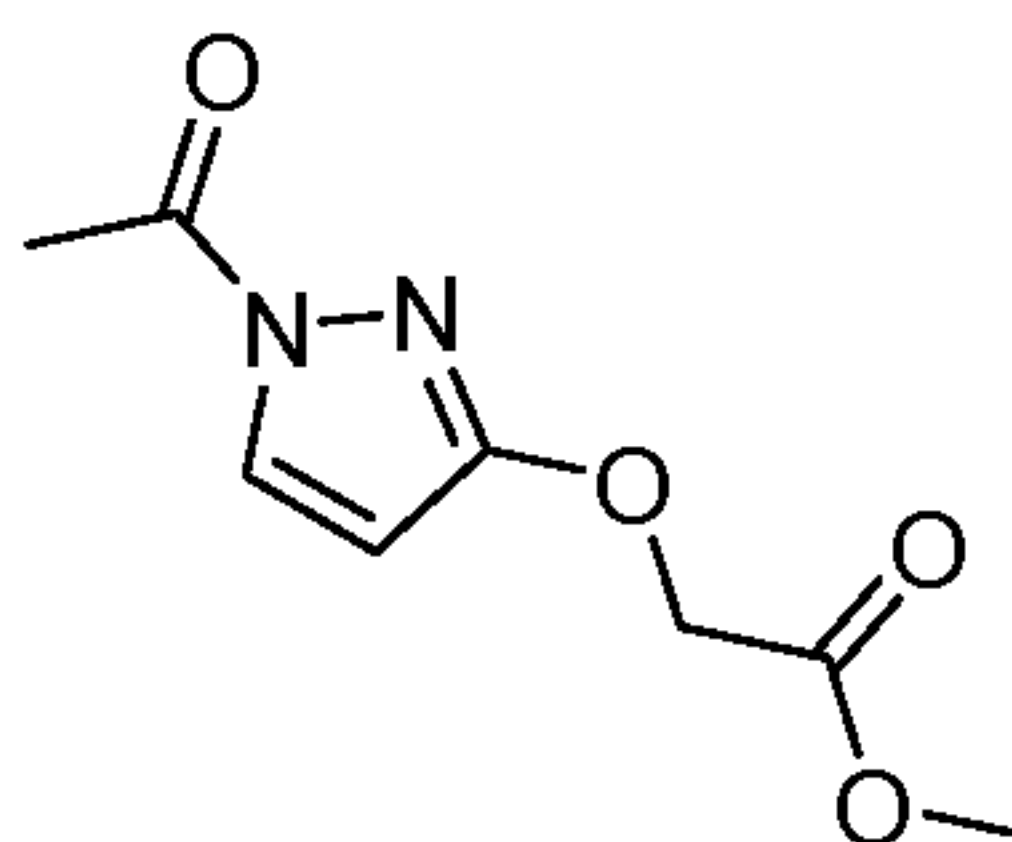
- 5 [000516] Based on the procedure in Example 42, 3-((*S*)-6-((*E*)-2-chloro-6-fluorostyryl)-4-((2-((*R*)-2-hydroxypropoxy)-5-(trifluoromethyl)pyridin-3-yl)sulfonyl)-3,4-dihydro-2*H*-benzo[*b*][1,4]oxazin-2-yl)propanoic acid was prepared. ¹H-NMR (300 MHz, CD₃OD) δ 1.15 (d, *J* = 6.4 Hz, 3H), 1.90-1.97 (m, 2H), 2.52 (t, *J* = 7.2 Hz, 2H), 3.50 (dd, *J* = 9.2 Hz, 14.0 Hz, 1H), 3.92-3.94 (m, 2H), 4.15 (dd, *J* = 4.4 Hz, 10.8 Hz, 1H), 4.38 (dd, *J* = 2.4 Hz, 14.4 Hz, 1H), 4.49 (dd, *J* = 6.8 Hz, 11.2 Hz, 1H), 6.92 (d, *J* = 8.8 Hz, 1H), 7.05-7.15 (m, 2H), 7.21-7.30 (m, 4H), 7.66 (d, *J* = 2.0 Hz, 1H), 8.59 (d, *J* = 2.4 Hz, 1H), 8.71 (s, 1H). (ES, *m/z*): (M+H)⁺ 645.
- 10

EXAMPLE 80 – Synthesis of (*S,E*)-3-(6-(2-(2-Chloro-6-fluorophenyl)prop-1-en-1-yl)-4-((1-ethyl-3-(2-hydroxyethoxy)-1*H*-pyrazol-4-yl)sulfonyl)-3,4-dihydro-2*H*-benzo[*b*][1,4]oxazin-2-yl)propanoic acid



15

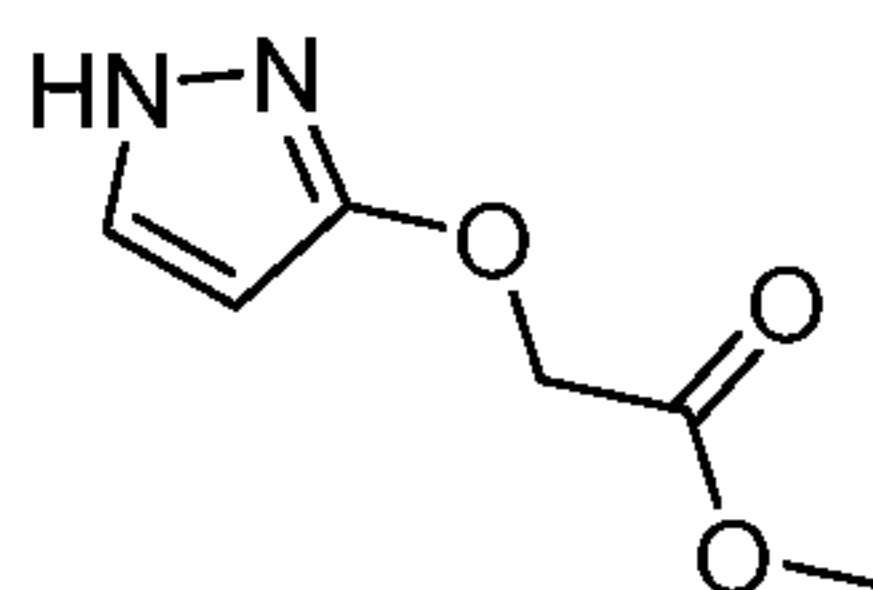
Part I – Synthesis of Methyl 2-((1-acetyl-1*H*-pyrazol-3-yl)oxy)acetate



- 258 -

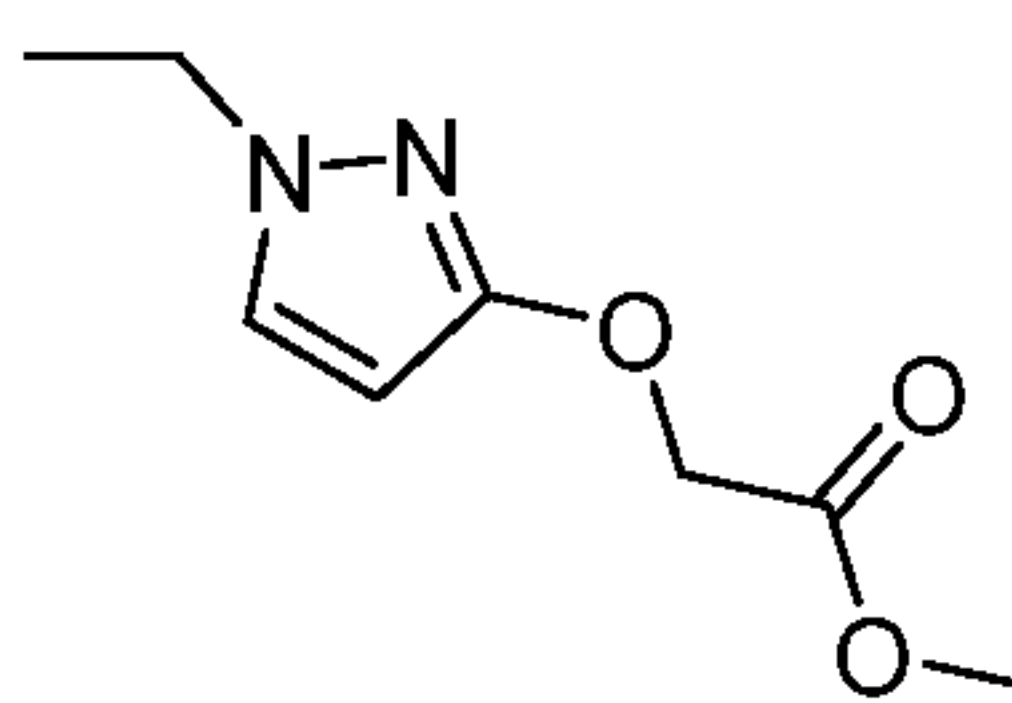
[000517] Methyl bromoacetate (72.78 g, 475.8 mmol) was added to a mixture of 1-acetyl-1,2-dihydro-3*H*-pyrazol-3-one (50.0 g, 396.5 mmol) and potassium carbonate (82.2 g, 594.7 mmol) in DMF (396 mL) and stirred at room temperature overnight. The mixture was partitioned between ethyl acetate (500 mL) and water (1 L). The organic layer was washed with water and brine, dried (Na₂SO₄), and concentrated. The resulting residue was triturated with methanol (375 mL) and filtered to obtain methyl 2-((1-acetyl-1*H*-pyrazol-3-yl)oxy)acetate as a white solid (42.0 g, 53%).

Part II – Synthesis of Methyl 2-((1*H*-pyrazol-3-yl)oxy)acetate



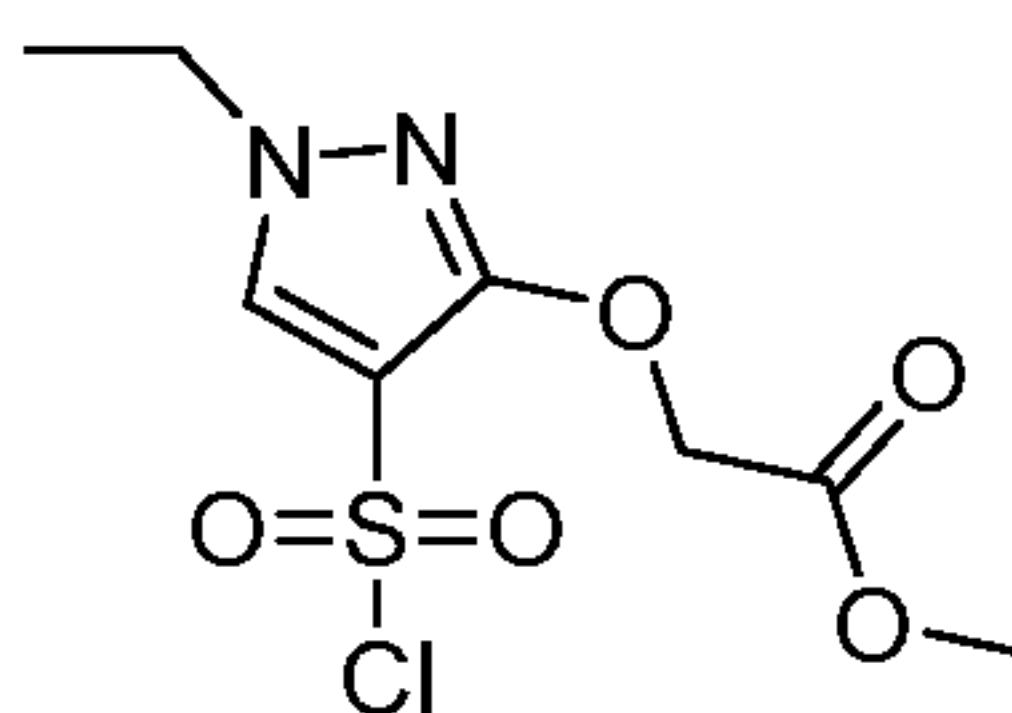
10 [000518] Sodium methoxide (13.74 g, 254.3 mmol) was added to a stirred suspension of methyl 2-((1-acetyl-1*H*-pyrazol-3-yl)oxy)acetate (42.0 g, 211.9 mmol) in methanol (212 mL) at 0 °C. The mixture was stirred overnight at room temperature. The reaction was quenched with 2 M HCl (125 mL) and concentrated to remove the methanol. The mixture was partitioned between ethyl acetate and brine. The organic layer was dried (Na₂SO₄) and concentrated to afford methyl 2-((1*H*-pyrazol-3-yl)oxy)acetate (26.38 g, 80%) as an off-white solid.

Part III – Synthesis of Methyl 2-((1-ethyl-1*H*-pyrazol-3-yl)oxy)acetate

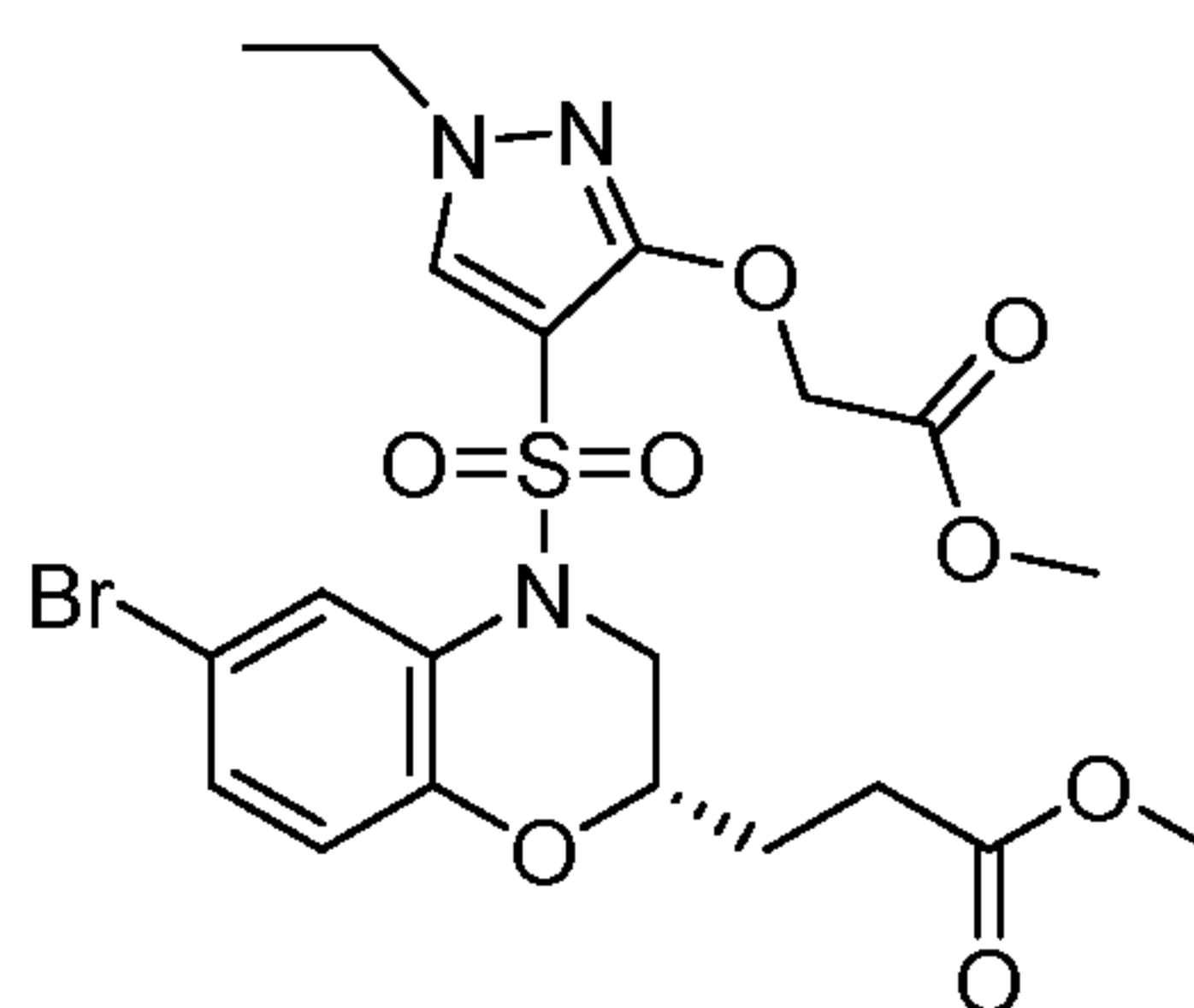


20 [000519] A 60% suspension of sodium hydride in mineral oil (9.71 g, 253.4 mmol) was added to a stirred solution of methyl 2-((1*H*-pyrazol-3-yl)oxy)acetate (26.38 g, 169.0 mmol) in DMF (225 mL) at 0 °C. Iodoethane (27.7 g, 177 mmol) was added and the mixture was stirred at 0 °C for an additional thirty min. and then at room temperature overnight. The mixture was diluted with water and extracted twice with ethyl acetate. The combined organic layers were washed with brine, dried (Na₂SO₄), and concentrated to afford methyl 2-((1-ethyl-1*H*-pyrazol-3-yl)oxy)acetate (17.65 g, 57%).

- 259 -

Part IV – Synthesis of methyl 2-((4-(chlorosulfonyl)-1-ethyl-1*H*-pyrazol-3-yl)oxy)acetate

[000520] Chlorosulfonic acid (21.29 g, 182.7 mmol) was added dropwise to a stirred solution of methyl 2-((1-ethyl-1*H*-pyrazol-3-yl)oxy)acetate (30.6 g, 166.1 mmol) in dichloromethane (415 mL) at $-10\text{ }^{\circ}\text{C}$. The mixture was allowed to warm to room temperature and was stirred overnight. The mixture was cooled to $-10\text{ }^{\circ}\text{C}$, and pyridine (14.455 g, 182.8 mmol) was added (14.455 g, 182.8 mmol). Stirred for thirty minutes, and then phosphorous pentachloride (38.06 g, 182.8 mmol) was added in portions and stirred an additional thirty minutes at $-10\text{ }^{\circ}\text{C}$. The mixture was allowed to warm to room temperature and was stirred overnight. The mixture was poured onto ice, and the mixture was extracted three times with dichloromethane. The combined organic layers were washed with brine, dried (Na_2SO_4) and concentrated. The resulting residue was first purified via MPLC eluting with a gradient of 10-30% ethyl acetate in hexanes. The major UV fraction was concentrated and treated with a mixture of ethyl acetate (12 mL) and hexanes (52 mL). Crystallization began, and additional hexanes (75 mL) and ethyl acetate (13 mL) was added. The mixture was triturated, filtered, and dried to afford methyl 2-((4-(chlorosulfonyl)-1-ethyl-1*H*-pyrazol-3-yl)oxy)acetate (11.1 g, 24%) as a white solid.

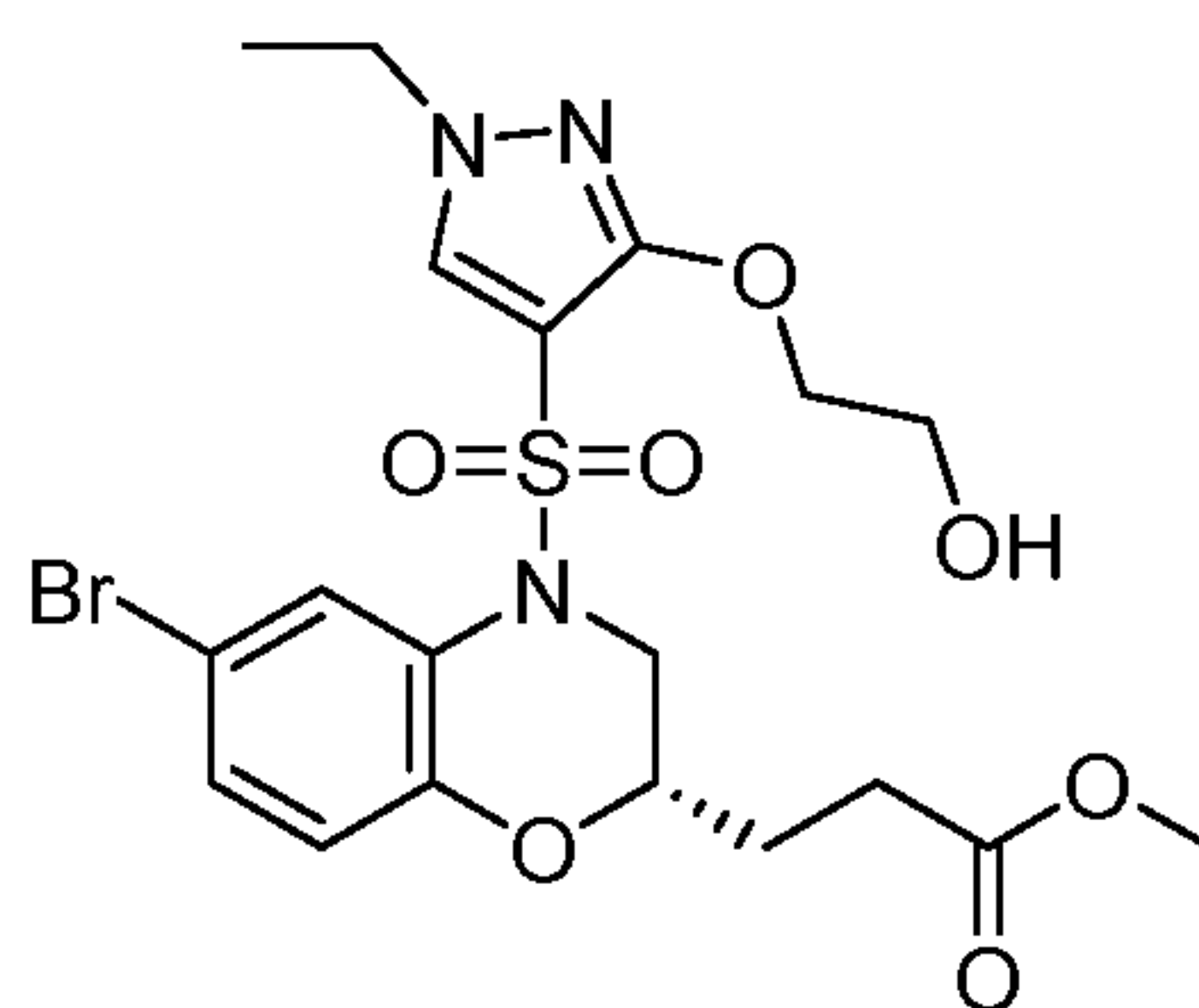
Part V – Synthesis of Methyl (*S*)-3-(6-bromo-4-((1-ethyl-3-(2-methoxy-2-oxoethoxy)-1*H*-pyrazol-4-yl)sulfonyl)-3,4-dihydro-2*H*-benzo[*b*][1,4]oxazin-2-yl)propanoate

[000521] A mixture of methyl (*S*)-3-(6-bromo-3,4-dihydro-2*H*-benzo[*b*][1,4]oxazin-2-yl)propanoate (500 mg, 1.67 mmol), methyl 2-((4-(chlorosulfonyl)-1-ethyl-1*H*-pyrazol-3-yl)oxy)acetate (706 mg, 2.50 mmol) and pyridine (5 mL) was stirred at $50\text{ }^{\circ}\text{C}$ overnight. The mixture was partitioned between ethyl acetate and 1 M HCl. The organic layer was washed twice with 1 M HCl, washed with brine, dried (Na_2SO_4), and concentrated. The resulting

- 260 -

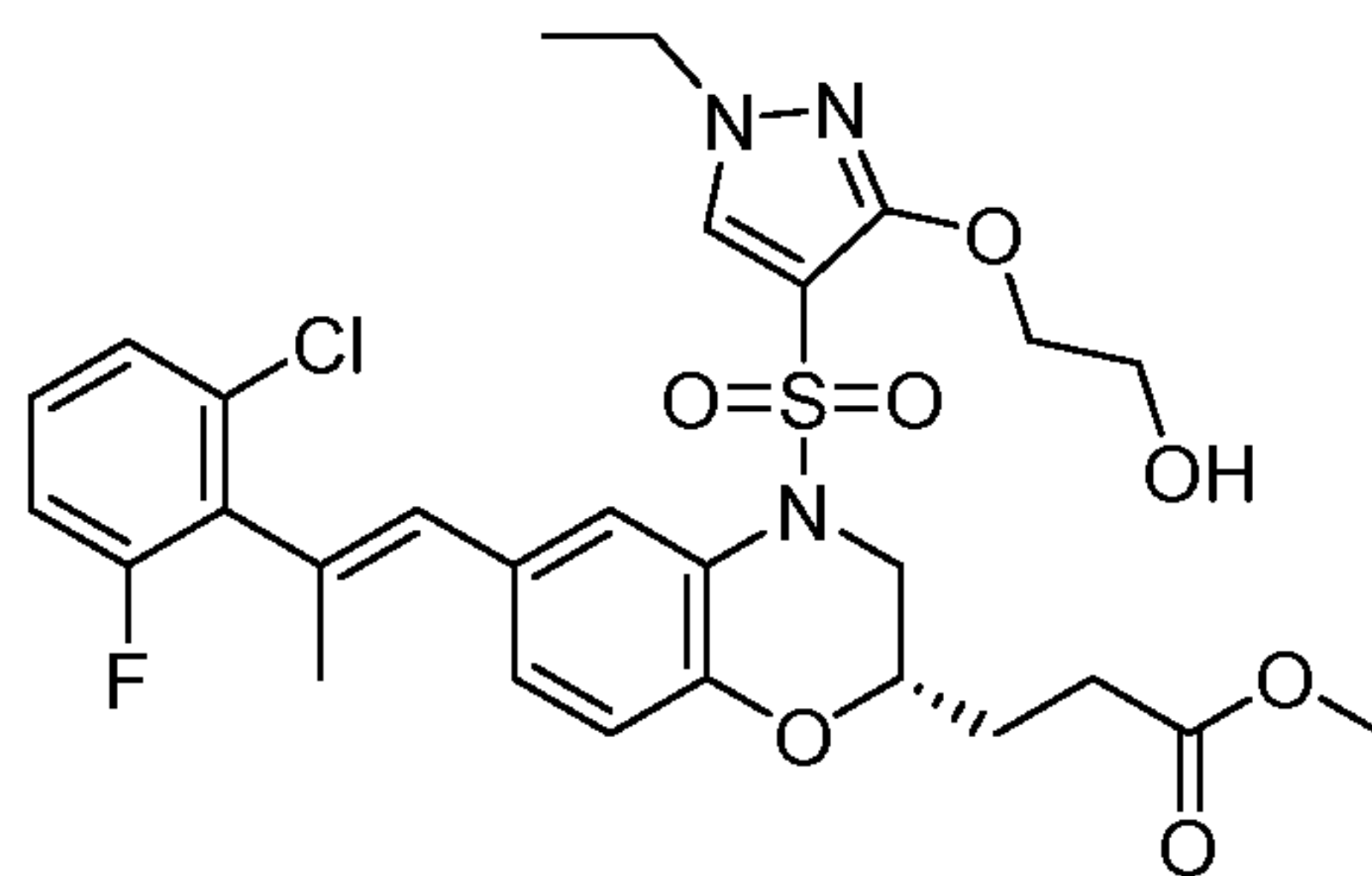
residue was purified by MPLC eluting with a gradient of 10-100% ethyl acetate in hexanes to afford methyl (*S*)-3-(6-bromo-4-((1-ethyl-3-(2-methoxy-2-oxoethoxy)-1*H*-pyrazol-4-yl)sulfonyl)-3,4-dihydro-2*H*-benzo[*b*][1,4]oxazin-2-yl)propanoate (600 mg, 66%) as an oil.

Part VI – Synthesis of Methyl (*S*)-3-(6-bromo-4-((1-ethyl-3-(2-hydroxyethoxy)-1*H*-pyrazol-4-yl)sulfonyl)-3,4-dihydro-2*H*-benzo[*b*][1,4]oxazin-2-yl)propanoate



[000522] Sodium borohydride (756 mg, 20.0 mmol) was added portionwise to a stirred solution of methyl (*S*)-3-(6-bromo-4-((1-ethyl-3-(2-methoxy-2-oxoethoxy)-1*H*-pyrazol-4-yl)sulfonyl)-3,4-dihydro-2*H*-benzo[*b*][1,4]oxazin-2-yl)propanoate (3.64 g, 6.66 mmol) in methanol at 0 °C. After twenty minutes, additional sodium borohydride (756 mg, 20 mmol) was added. After stirring for 1 hour the reaction was quenched with 1 M HCl. The mixture was diluted with water and extracted three times with ethyl acetate. The combined organic layers were washed with brine, dried (Na₂SO₄), and concentrated. The resulting residue was purified by MPLC eluting with a gradient of 20-100% ethyl acetate in hexanes to afford methyl (*S*)-3-(6-bromo-4-((1-ethyl-3-(2-hydroxyethoxy)-1*H*-pyrazol-4-yl)sulfonyl)-3,4-dihydro-2*H*-benzo[*b*][1,4]oxazin-2-yl)propanoate (2.06 g, 60%).

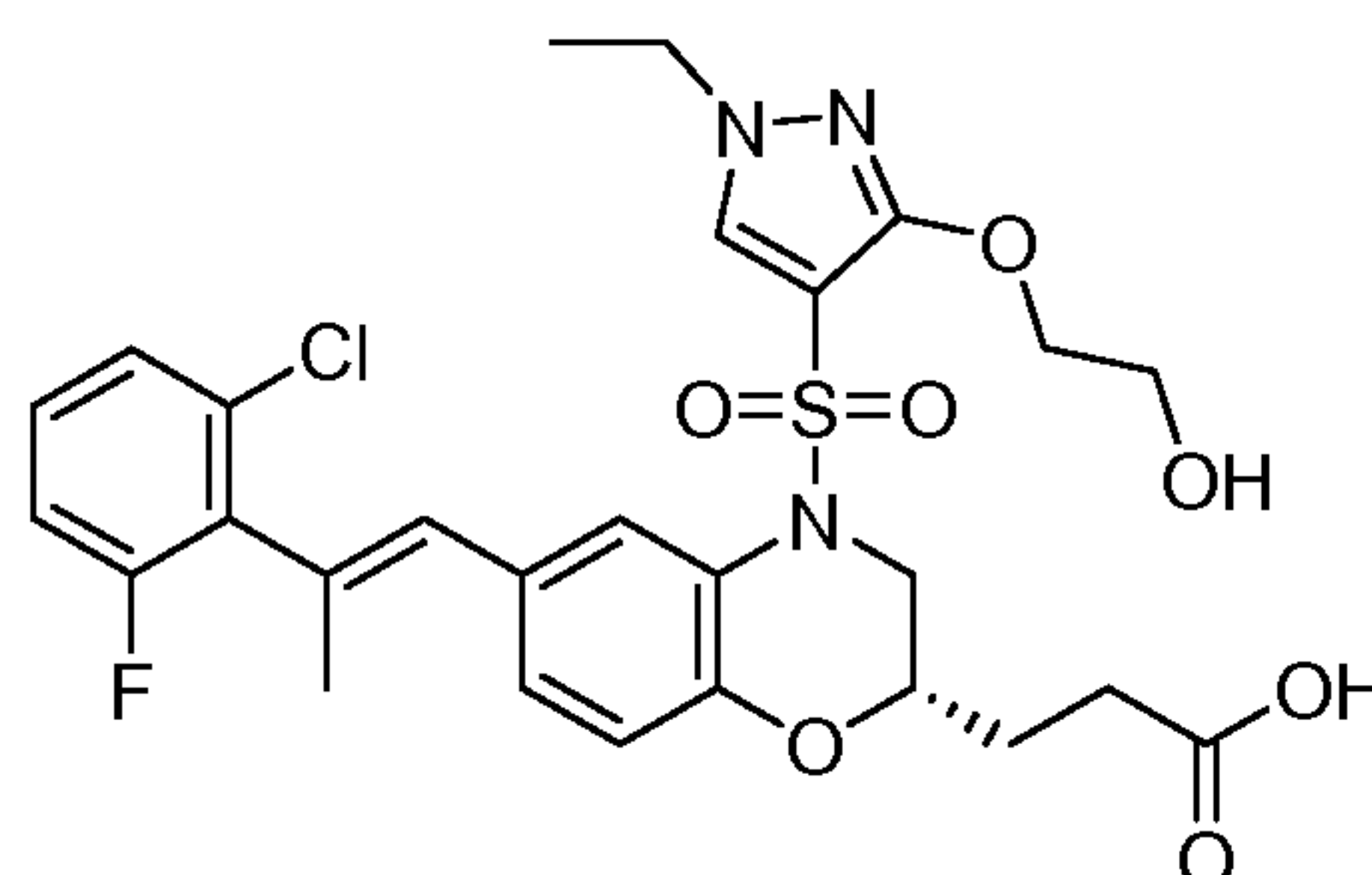
Part VII – Synthesis of Methyl (*S,E*)-3-(6-(2-(2-chloro-6-fluorophenyl)prop-1-en-1-yl)-4-((1-ethyl-3-(2-hydroxyethoxy)-1*H*-pyrazol-4-yl)sulfonyl)-3,4-dihydro-2*H*-benzo[*b*][1,4]oxazin-2-yl)propanoate



- 261 -

[000523] A mixture of methyl (*S*)-3-(6-bromo-4-((1-ethyl-3-(2-hydroxyethoxy)-1*H*-pyrazol-4-yl)sulfonyl)-3,4-dihydro-2*H*-benzo[*b*][1,4]oxazin-2-yl)propanoate (2.22 g, 4.28 mmol), (*E*)-2-(2-(2-chloro-6-fluorophenyl)prop-1-en-1-yl)-4,4,5,5-tetramethyl-1,3,2-dioxaborolane (1.78 g, 6.00 mmol), potassium carbonate (0.83 g, 6.00 mmol), [1,1'-bis(diphenylphosphino)ferrocene]dichloropalladium(II) dichloromethane complex (330 mg, 0.42 mmol), dioxane (30 mL), and water (5 mL) was heated to 80 °C overnight. The mixture was partitioned between ethyl acetate and water. The organic layer was washed with brine, dried (Na₂SO₄) and concentrated. The resulting residue was purified via MPLC eluting with a gradient of 0-100% ethyl acetate in hexanes to afford methyl (*S,E*)-3-(6-(2-(2-chloro-6-fluorophenyl)prop-1-en-1-yl)-4-((1-ethyl-3-(2-hydroxyethoxy)-1*H*-pyrazol-4-yl)sulfonyl)-3,4-dihydro-2*H*-benzo[*b*][1,4]oxazin-2-yl)propanoate (1.94 g, 74%).

Part VIII – Synthesis of (*S,E*)-3-(6-(2-(2-Chloro-6-fluorophenyl)prop-1-en-1-yl)-4-((1-ethyl-3-(2-hydroxyethoxy)-1*H*-pyrazol-4-yl)sulfonyl)-3,4-dihydro-2*H*-benzo[*b*][1,4]oxazin-2-yl)propanoic acid



15

[000524] Aqueous sodium hydroxide (2 M, 4.79 mL, 9.58 mmol) was added to a solution of methyl (*S,E*)-3-(6-(2-(2-chloro-6-fluorophenyl)prop-1-en-1-yl)-4-((1-ethyl-3-(2-hydroxyethoxy)-1*H*-pyrazol-4-yl)sulfonyl)-3,4-dihydro-2*H*-benzo[*b*][1,4]oxazin-2-yl)propanoate (1.94 g, 3.19 mmol) in THF (10 mL) and methanol (20 mL). The mixture was stirred at room temperature for four hours, then concentrated and diluted with 1 M HCl. The mixture was extracted three times with ethyl acetate. The combined extracts were washed with water, brine, dried (Na₂SO₄), and concentrated to afford (*S,E*)-3-(6-(2-(2-chloro-6-fluorophenyl)prop-1-en-1-yl)-4-((1-ethyl-3-(2-hydroxyethoxy)-1*H*-pyrazol-4-yl)sulfonyl)-3,4-dihydro-2*H*-benzo[*b*][1,4]oxazin-2-yl)propanoic acid (1.85 g, 98%). A solution of sodium hydroxide (120 mg, 3.12 mmol) in water (1.05 mL) was added to a solution of (*S,E*)-3-(6-(2-(2-chloro-6-fluorophenyl)prop-1-en-1-yl)-4-((1-ethyl-3-(2-hydroxyethoxy)-1*H*-pyrazol-4-yl)sulfonyl)-3,4-dihydro-2*H*-benzo[*b*][1,4]oxazin-2-yl)propanoic acid (1.85 g, 3.12 mmol) in

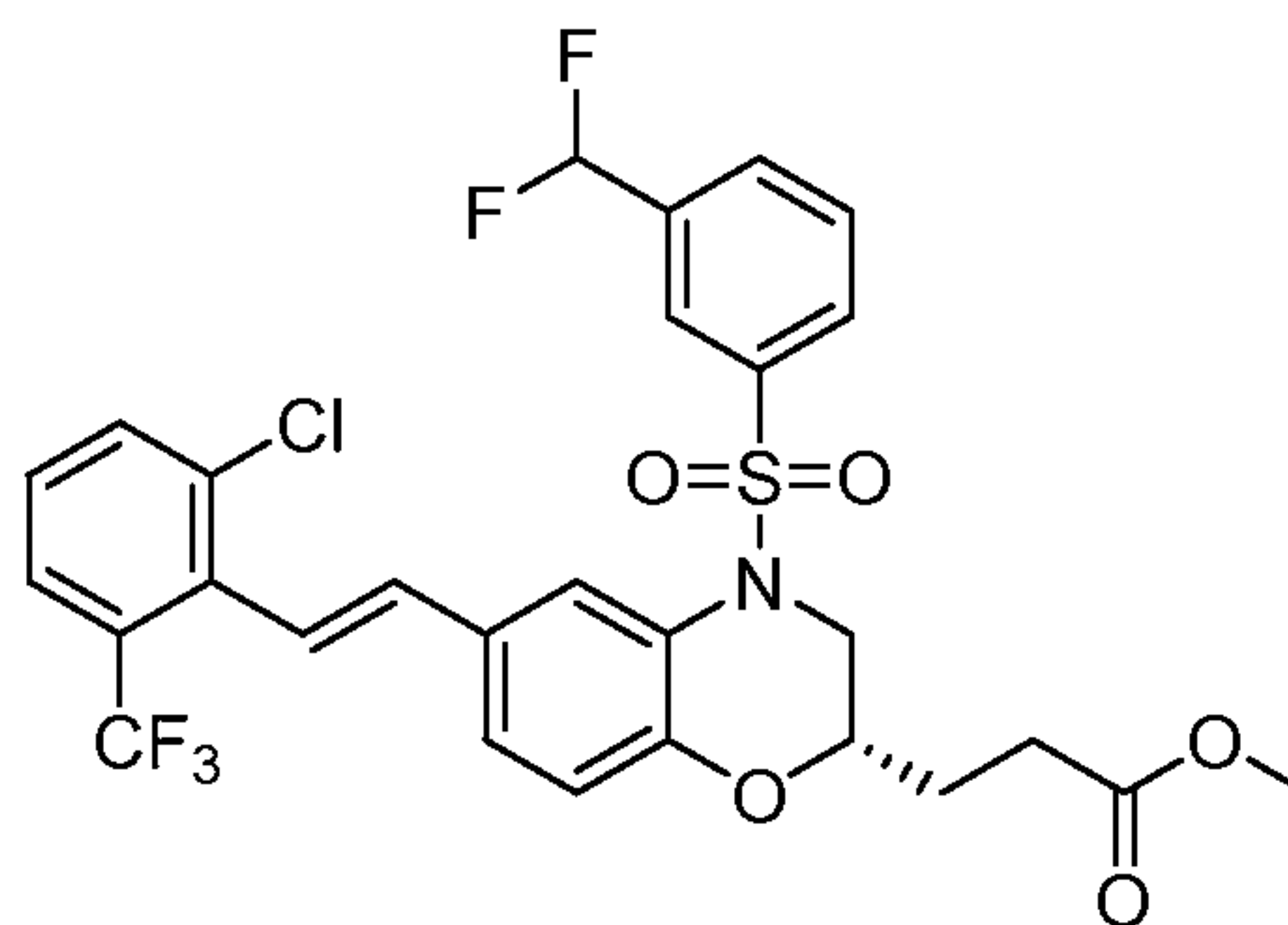
25

- 262 -

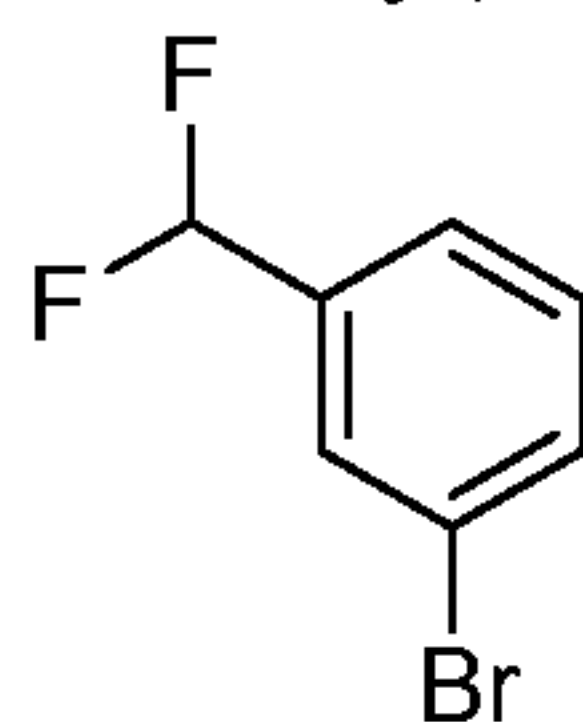
ethanol (30 mL). The mixture was stirred for thirty minutes and concentrated. The residue was co-evaporated three times with ethanol and dried in a vacuum oven to afford the sodium salt of (*S,E*)-3-(6-(2-(2-chloro-6-fluorophenyl)prop-1-en-1-yl)-4-((1-ethyl-3-(2-hydroxyethoxy)-1*H*-pyrazol-4-yl)sulfonyl)-3,4-dihydro-2*H*-benzo[*b*][1,4]oxazin-2-yl)propanoic acid (1.65 g, 89%).

5 ¹H-NMR (400 MHz, CDCl₃) DMSO-*d*₆) δ 8.18 (s, 1H), 7.62 (d, 1H), 7.36 (m, 2H), 7.26 (m, 1H), 7.01 (d, 1H), 6.86 (d, 1H), 6.34 (s, 1H), 4.35 (m, 1H), 4.15 (m, 1H), 4.05 (m, 1H), 3.94 (m, 2H), 3.60 (m, 2H), 3.22 (m, 1H), 2.08 (s, 3H), 1.99 (m, 2H), 1.8 (m, 2H), 1.24 (t, 3H). MS (ESI+) (M+Na)⁺ 616.21.

10 **EXAMPLE 81** – Synthesis of Methyl (*S,E*)-3-(6-(2-chloro-6-(trifluoromethyl)styryl)-4-((3-(difluoromethyl)phenyl)sulfonyl)-3,4-dihydro-2*H*-benzo[*b*][1,4]oxazin-2-yl)propanoate

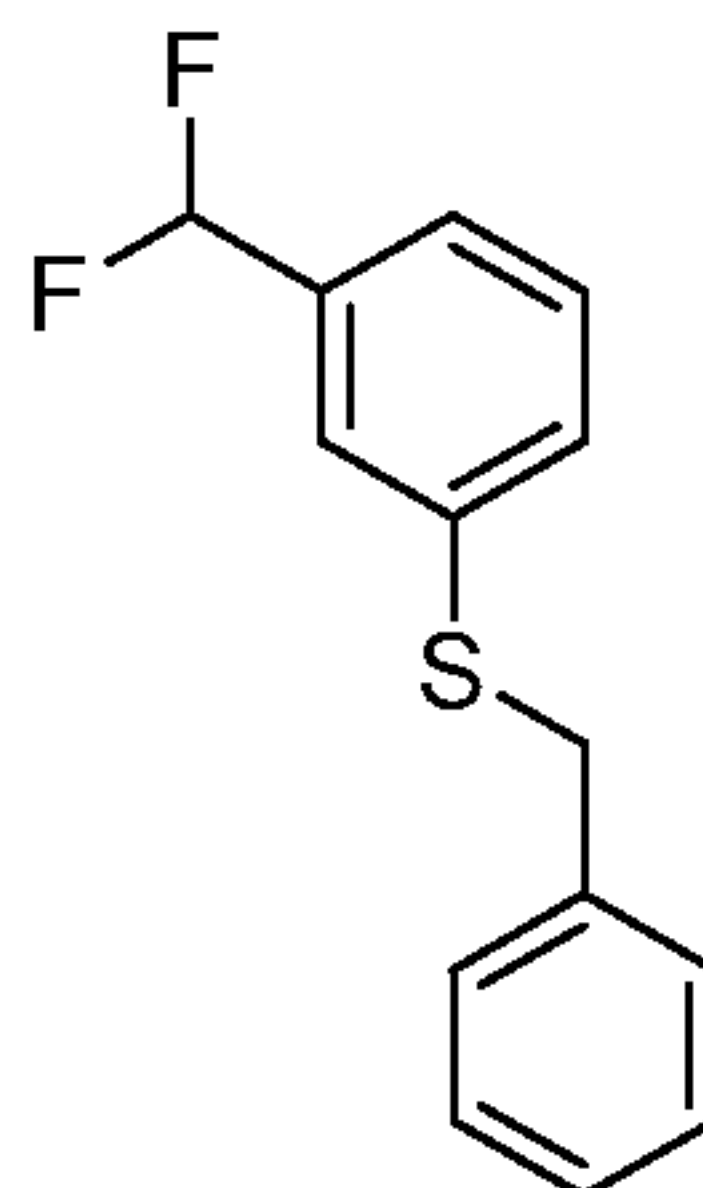


Part I – Synthesis of 1-Bromo-3-(difluoromethyl)benzene

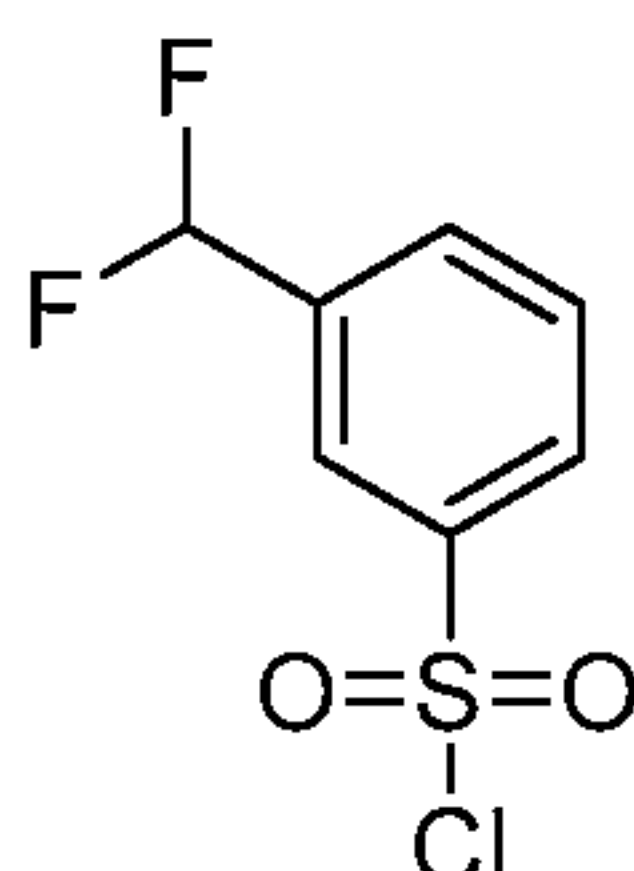


15 **[000525]** Diethylaminosulfur trifluoride (2.5 g, 67.39 mmol) was added dropwise to a stirred solution of 3-bromobenzaldehyde (1 g, 5.40 mmol) in dichloromethane (10 mL). The mixture was stirred for four hours at room temperature, diluted with saturated sodium bicarbonate and extracted twice with dichloromethane. The combined organic layers were dried (Na₂SO₄) and concentrated to afford 1-bromo-3-(difluoromethyl)benzene (600 mg, 54%) as a colorless liquid.

- 263 -

Part II – Synthesis of Benzyl(3-(difluoromethyl)phenyl)sulfane

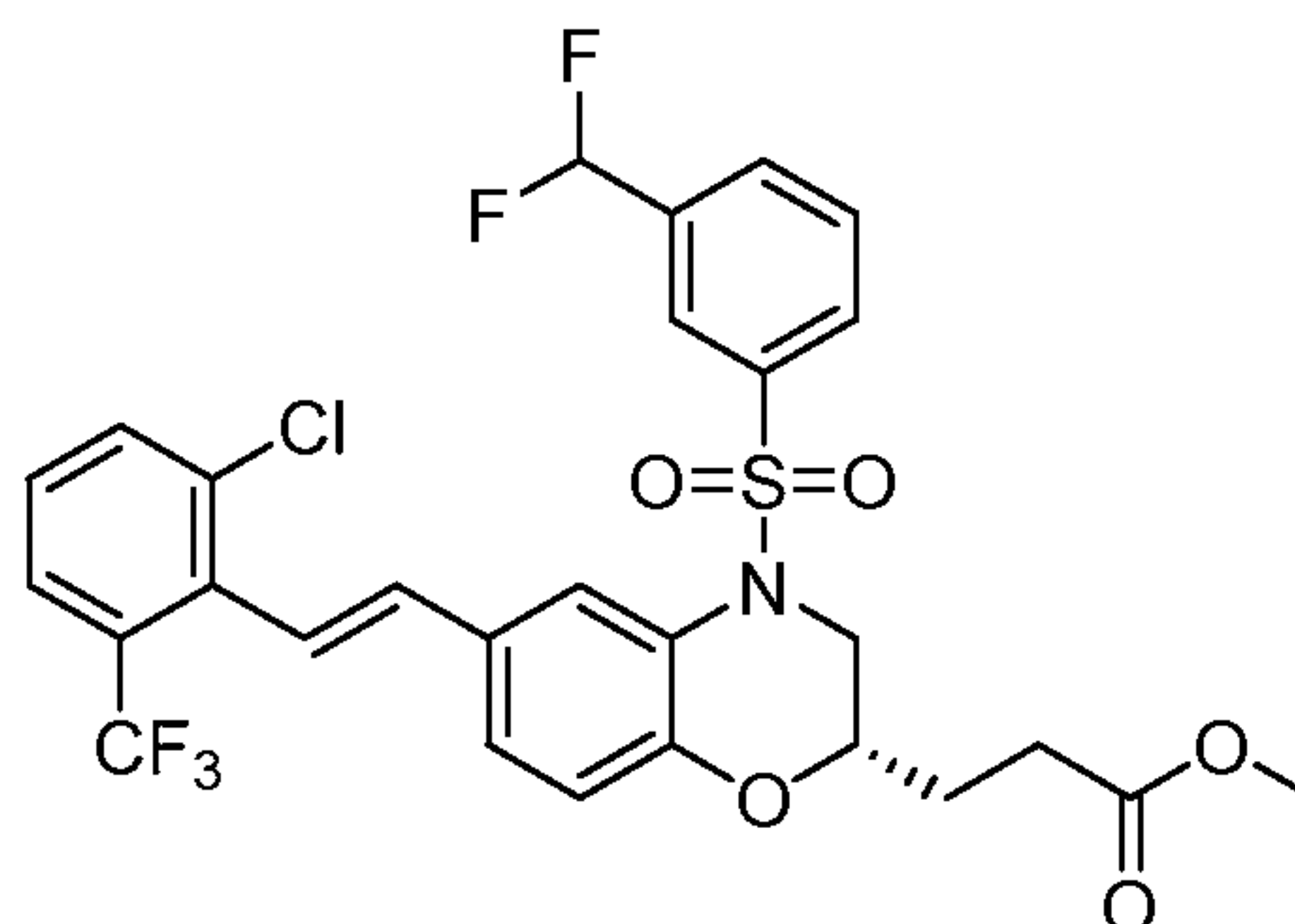
[000526] A mixture of 1-bromo-3-(difluoromethyl)benzene (600 mg, 2.90 mmol), phenylmethanethiol (397 mg, 3.20 mmol), *N,N*-diisopropylethylamine (751 mg, 5.81 mmol),
5 [1,1'-bis(diphenylphosphino)ferrocene]dichloropalladium(II) dichloromethane complex (133 mg, 0.15 mmol), 4,5-bis(diphenylphosphino)-9,9-dimethylxanthene (174 mg, 0.30 mmol), and toluene (20 mL) was stirred for three hours at 110 °C. The mixture was concentrated and the resulting residue was purified via MPLC eluting with 5% ethyl acetate in petroleum ether to afford benzyl(3-(difluoromethyl)phenyl)sulfane (200 mg, 28%) as a colorless oil.

10 Part III – Synthesis of 3-(Difluoromethyl)benzenesulfonyl chloride

[000527] A mixture of benzyl(3-(difluoromethyl)phenyl)sulfane (700 mg, 2.80 mmol) acetic acid (18 mL), water (6 mL), and *N*-chlorosuccinimide (1.5 g, 11.23 mmol) was stirred for one hour at room temperature. The mixture was concentrated and the resulting residue was
15 dissolved in dichloromethane. The solution was washed twice with saturated sodium bicarbonate, dried (Na_2SO_4), and concentrated. The resulting residue was purified via MPLC eluting with 5% ethyl acetate in petroleum ether to afford 3-(difluoromethyl)benzenesulfonyl chloride (500 mg, 79%) as a colorless liquid.

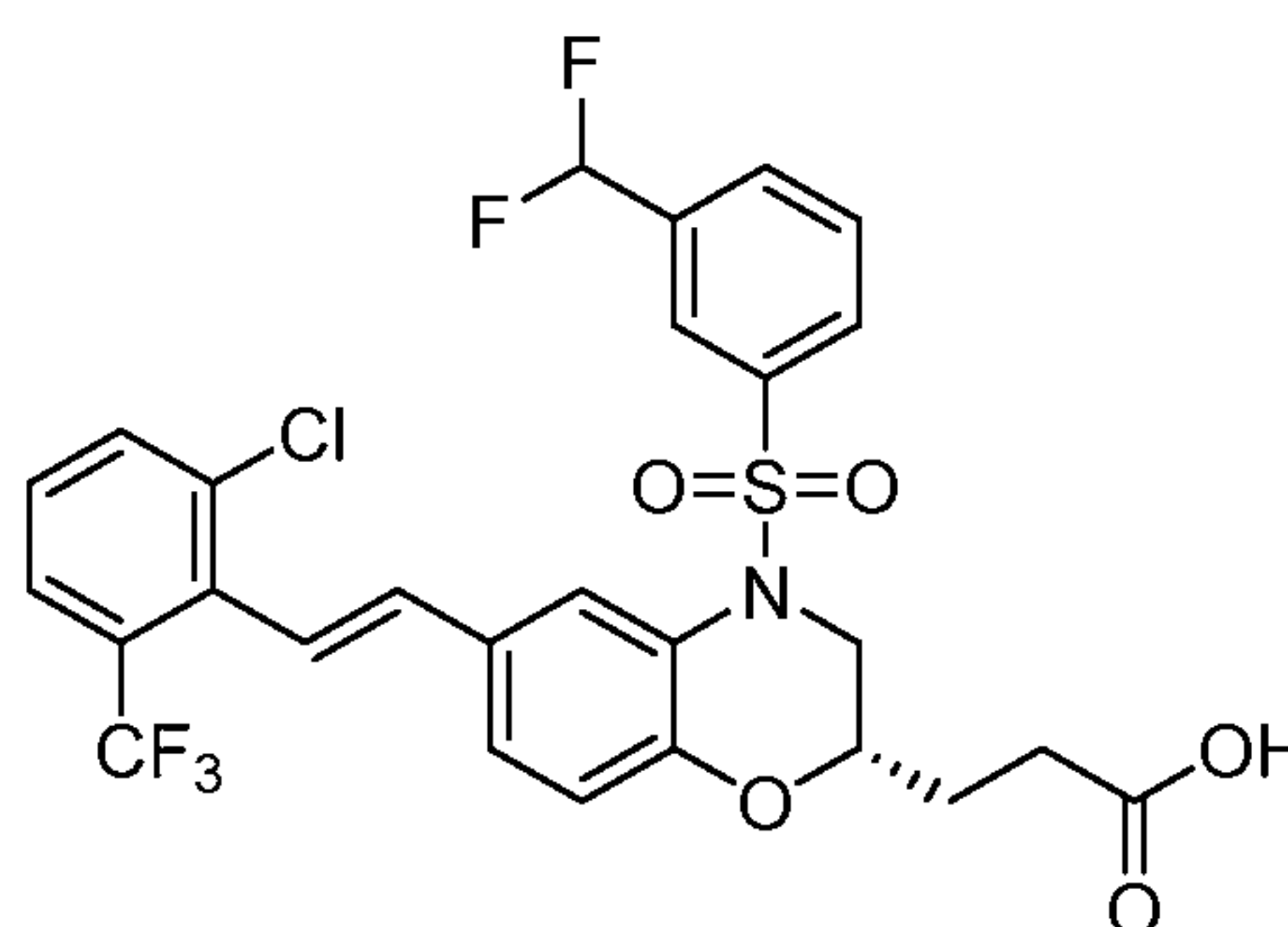
- 264 -

Part IV – Synthesis of Methyl (*S,E*)-3-(6-(2-chloro-6-(trifluoromethyl)styryl)-4-((3-(difluoromethyl)phenyl)sulfonyl)-3,4-dihydro-2*H*-benzo[*b*][1,4]oxazin-2-yl)propanoate



[000528] A solution of methyl (*S,E*)-3-(6-(2-chloro-6-(trifluoromethyl)styryl)-3,4-dihydro-2*H*-benzo[*b*][1,4]oxazin-2-yl)propanoate (50 mg, 0.12 mmol), 3-(difluoromethyl)benzene-1-sulfonyl chloride (40 mg, 0.18 mmol), dichloromethane (10 mL) and pyridine (2 mL) was stirred overnight at room temperature. The mixture was diluted with dichloromethane and washed twice with 1 M HCl. The organic layer was dried (Na₂SO₄) and concentrated. The resulting residue was purified by Prep-HPLC eluting with a gradient of 68-90% acetonitrile in water with 0.05% trifluoroacetic acid to afford methyl (*S,E*)-3-(6-(2-chloro-6-(trifluoromethyl)styryl)-4-((3-(difluoromethyl)phenyl)sulfonyl)-3,4-dihydro-2*H*-benzo[*b*][1,4]oxazin-2-yl)propanoate (17.3 mg, 24%) as an off-white solid. ¹H-NMR (400 MHz, CD₃OD) δ 7.95 (m, 2H), 7.87-7.67 (m, 5H), 7.46 (t, *J* = 8.0 Hz, 1H), 7.31 (m, 1H), 7.04 (m, 1H), 6.88-6.74 (m, 3H), 4.42 (dd, *J* = 2.4 Hz, 14.4 Hz, 1H), 3.68 (s, 3H), 3.43 (m, 1H), 3.29 (m, 1H), 2.49-2.46 (m, 2H), 1.93 (m, 1H), 1.85-1.75 (m, 1H). (ES, *m/z*): (M+H)⁺ 616.

EXAMPLE 82 – Synthesis of (*S,E*)-3-(6-(2-Chloro-6-(trifluoromethyl)styryl)-4-((3-(difluoromethyl)phenyl)sulfonyl)-3,4-dihydro-2*H*-benzo[*b*][1,4]oxazin-2-yl)propanoic acid

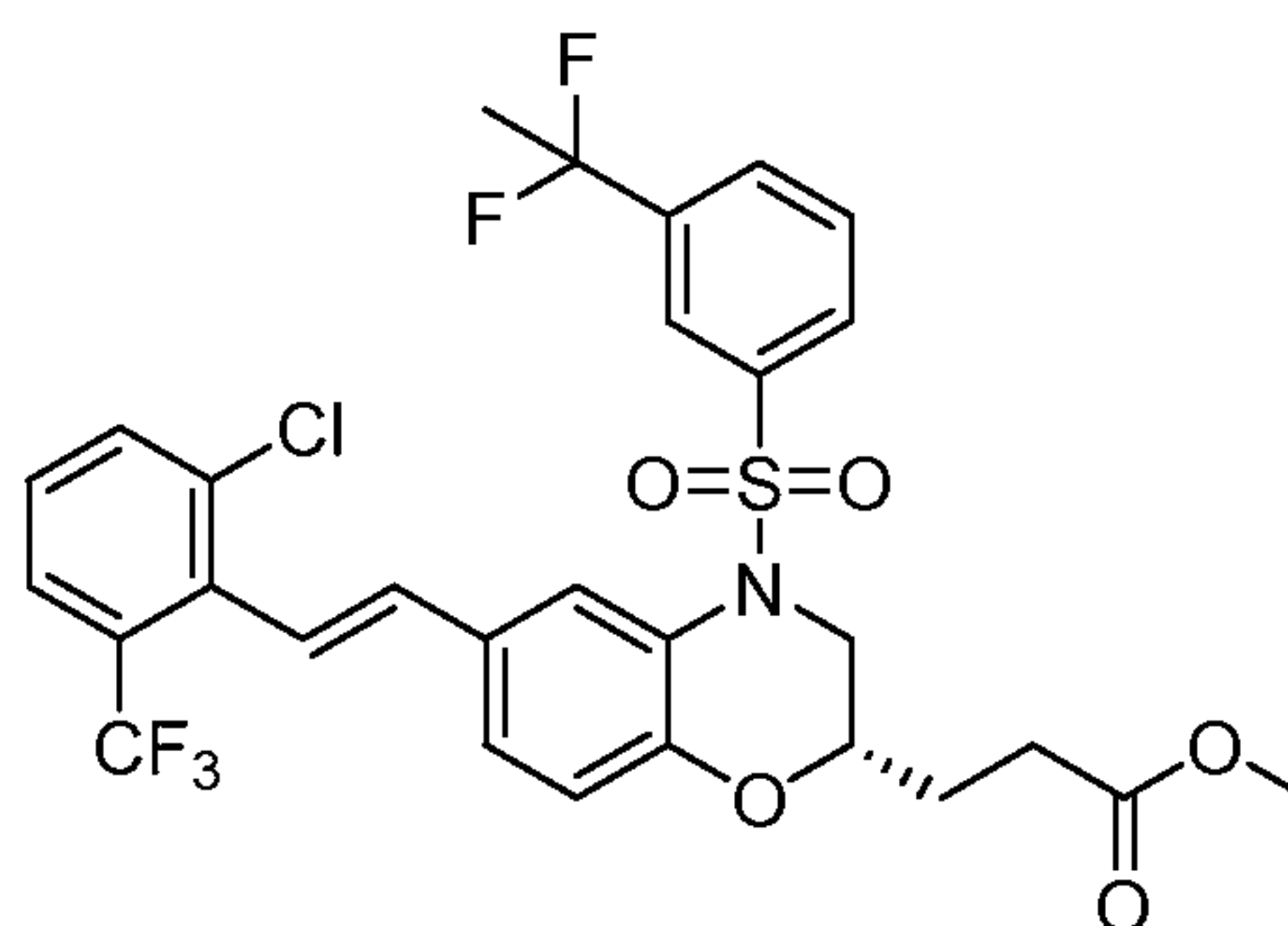


[000529] Based on the procedure in Example 42, (*S,E*)-3-(6-(2-chloro-6-(trifluoromethyl)styryl)-4-((3-(difluoromethyl)phenyl)sulfonyl)-3,4-dihydro-2*H*-

- 265 -

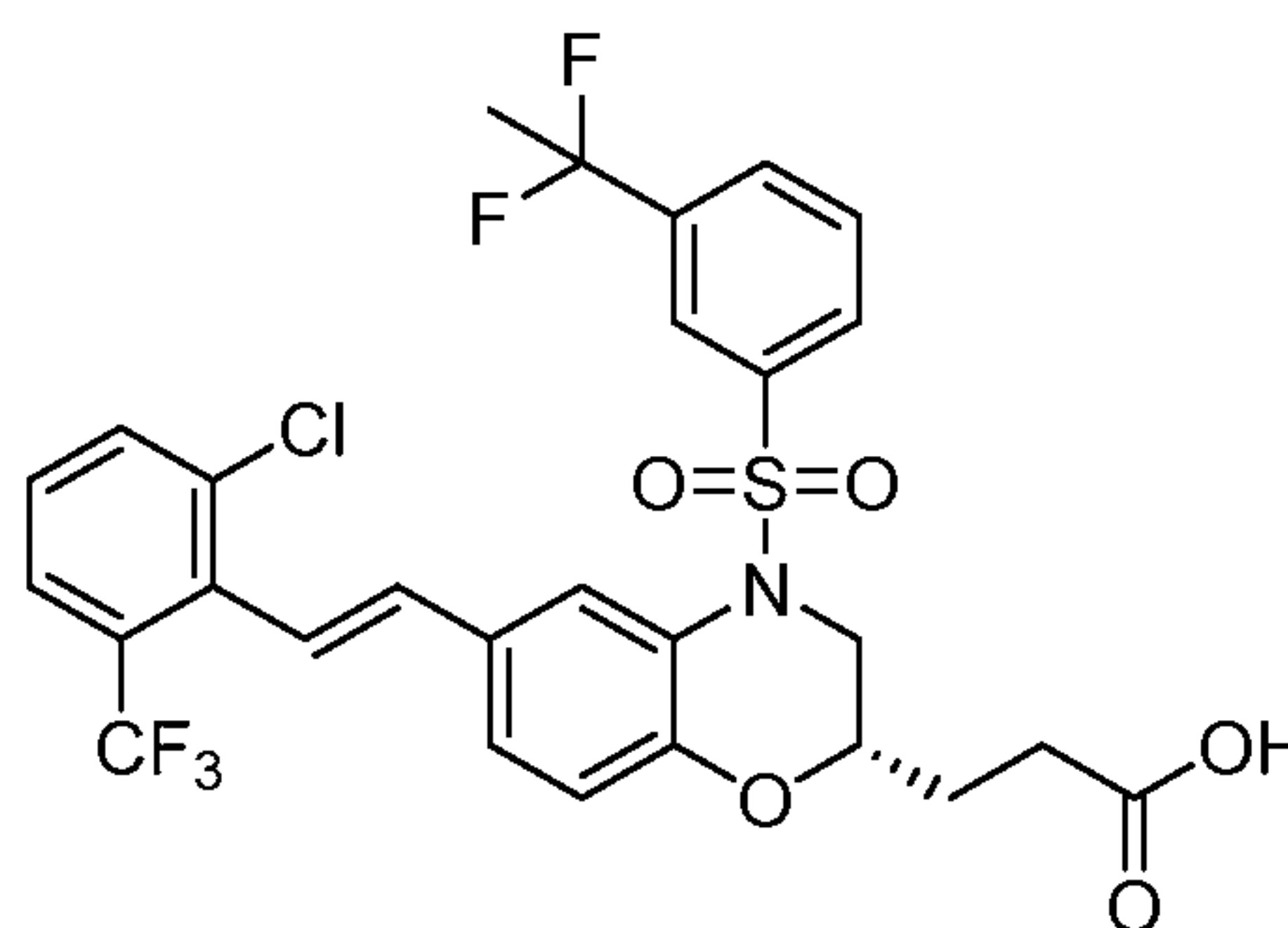
benzo[*b*][1,4]oxazin-2-yl)propanoic acid was prepared. ¹H-NMR (300 MHz, CD₃OD) δ 7.94 (d, *J* = 22 Hz, 1H), 7.84 (d, *J* = 7.2 Hz, 1H), 7.81-7.76 (m, 2H), 7.75-7.66 (m, 3H), 7.58-7.44 (m, 1H), 7.31 (d, *J* = 8.8 Hz, 1H), 7.03 (t, *J* = 16.4 Hz, 1H), 6.88-6.73 (m, 3H), 4.43 (dd, *J* = 2.0 Hz, 14.4 Hz, 1H), 3.50-3.43 (m, 1H), 3.33-3.24 (m, 1H), 2.51-2.37 (m, 2H), 1.94-1.86 (m, 1H),
 5 1.84-1.75 (m, 1H). (ES, *m/z*): (M+H)⁺ 602.

EXAMPLE 83 – Synthesis of Methyl (*S,E*)-3-(6-(2-chloro-6-(trifluoromethyl)styryl)-4-((3-(1,1-difluoroethyl)phenyl)sulfonyl)-3,4-dihydro-2*H*-benzo[*b*][1,4]oxazin-2-yl)propanoate



[000530] Based on the procedure in Example 81, methyl (*S,E*)-3-(6-(2-chloro-6-
 10 (trifluoromethyl)styryl)-4-((3-(1,1-difluoroethyl)phenyl)sulfonyl)-3,4-dihydro-2*H*-
 benzo[*b*][1,4]oxazin-2-yl)propanoate was prepared from 3-bromoacetophenone. ¹H-NMR (300
 MHz, CD₃OD) δ 8.00 (d, *J* = 2.0 Hz, 1H), 7.85-7.66 (m, 6H), 7.47 (t, *J* = 8.4 Hz, 1H), 7.32 (m,
 1H), 7.06 (m, 1H), 6.87-6.78 (m, 2H), 4.42 (dd, *J* = 2.4 Hz, 14.4 Hz, 1H), 3.68 (s, 3H), 3.42 (m,
 1H), 3.33-3.24 (m, 1H), 2.49-2.45 (m, 2H), 1.95-1.77 (m, 5H). (ES, *m/z*): (M+H)⁺ 630.

15 **EXAMPLE 84** – Synthesis of (*S,E*)-3-(6-(2-Chloro-6-(trifluoromethyl)styryl)-4-((3-(1,1-
 difluoroethyl)phenyl)sulfonyl)-3,4-dihydro-2*H*-benzo[*b*][1,4]oxazin-2-yl)propanoic acid

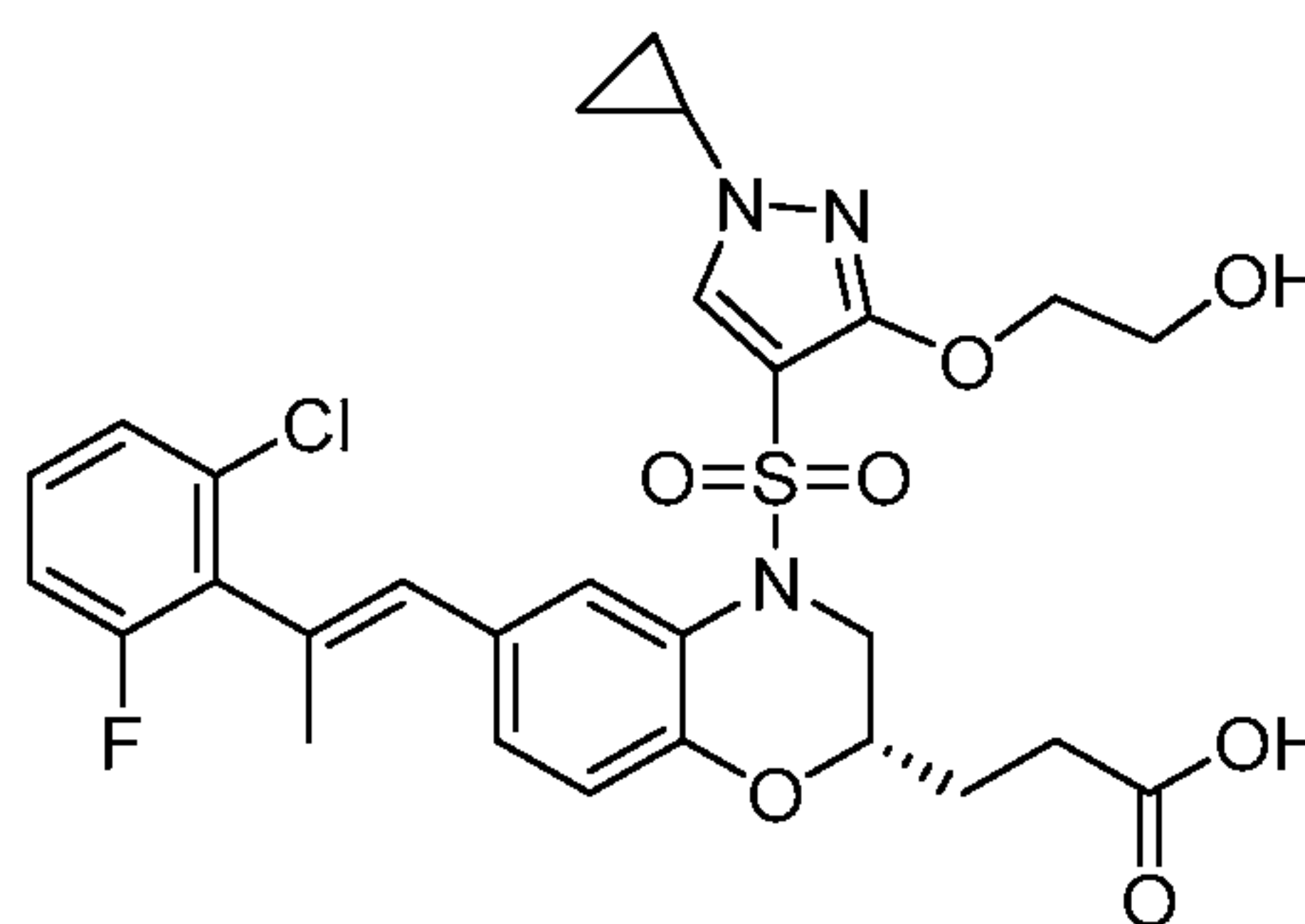


[000531] Based on the procedure in Example 42, (*S,E*)-3-(6-(2-chloro-6-
 (trifluoromethyl)styryl)-4-((3-(1,1-difluoroethyl)phenyl)sulfonyl)-3,4-dihydro-2*H*-

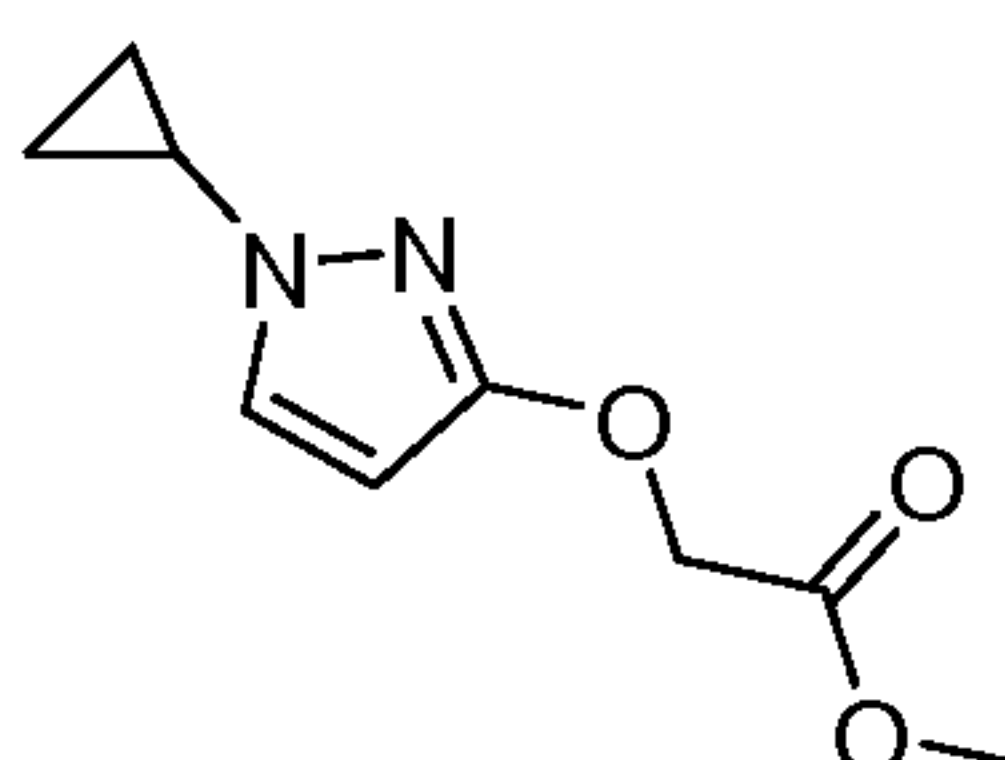
- 266 -

benzo[*b*][1,4]oxazin-2-yl)propanoic acid was prepared. ¹H-NMR (300 MHz, CD₃OD) δ 8.00 (s, 1H), 7.85-7.82 (m, 2H), 7.78-7.66 (m, 4H), 7.47 (t, *J* = 8.0 Hz, 1H), 7.32 (m, 1H), 7.06 (m, 1H), 6.88-6.78 (m, 2H), 4.44 (dd, *J* = 2.4 Hz, 14.4 Hz, 1H), 3.38 (m, 1H), 3.25 (m, 1H), 2.50-2.36 (m, 2H), 1.99-1.77 (m, 5H). (ES, *m/z*): (M+H)⁺ 616.

5 **EXAMPLE 85** – Synthesis of (*S,E*)-3-(6-(2-(2-Chloro-6-fluorophenyl)prop-1-en-1-yl)-4-((1-cyclopropyl-3-(2-hydroxyethoxy)-1*H*-pyrazol-4-yl)sulfonyl)-3,4-dihydro-2*H*-benzo[*b*][1,4]oxazin-2-yl)propanoic acid



10 **Part I – Synthesis of Methyl 2-((1-cyclopropyl-1*H*-pyrazol-3-yl)oxy)acetate**



[000532] To a suspension of methyl 2-((1*H*-pyrazol-3-yl)oxy)acetate (0.5 g, 3.2 mmol), sodium carbonate (0.75 g, 7.0 mmol), and potassium cyclopropyl(trifluoro)boranuide (0.95 g, 6.4 mmol) in anhydrous 1,2-dichloroethane (10 mL) under a nitrogen atmosphere was added copper (II) acetate (0.64 g, 3.5 mmol) and 2,2'-bipyridyl (0.55 g, 3.5 mmol). The reaction mixture was heated to 70 °C overnight. The cooled reaction was partitioned between dichloromethane and saturated ammonium chloride. The aqueous layer was extracted once more with dichloromethane, then the combined extracts were washed with saturated ammonium chloride, then dried (Na₂SO₄) and concentrated. The mixture was purified by column chromatography eluting with a gradient of 0-50% ethyl acetate in hexanes. Pure fractions were combined and concentrated to afford methyl 2-((1-cyclopropyl-1*H*-pyrazol-3-yl)oxy)acetate (0.27 g, 43%).

- 267 -

Part II – Synthesis of (*S,E*)-3-(6-(2-(2-Chloro-6-fluorophenyl)prop-1-en-1-yl)-4-((1-cyclopropyl-3-(2-hydroxyethoxy)-1*H*-pyrazol-4-yl)sulfonyl)-3,4-dihydro-2*H*-benzo[*b*][1,4]oxazin-2-yl)propanoic acid

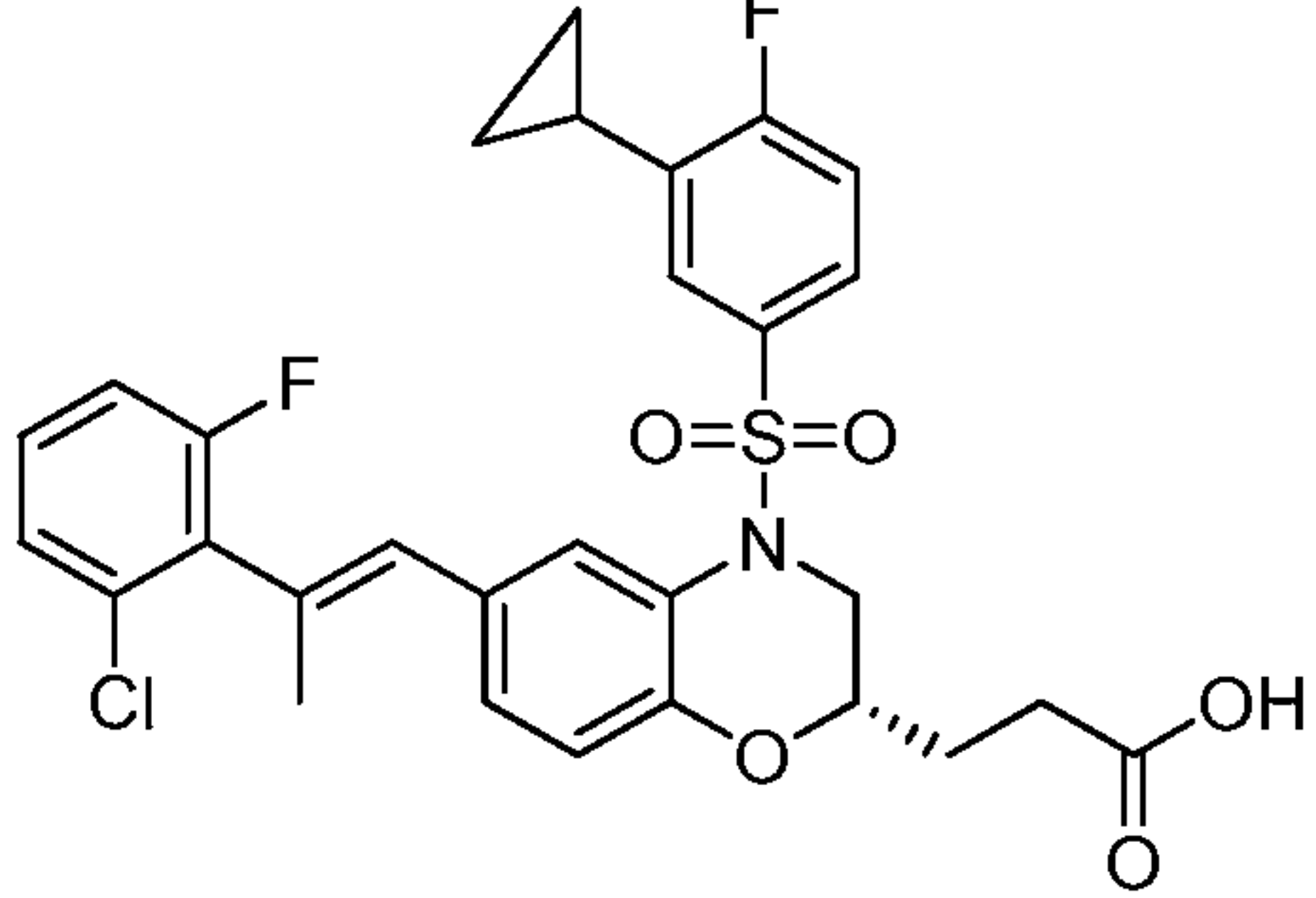
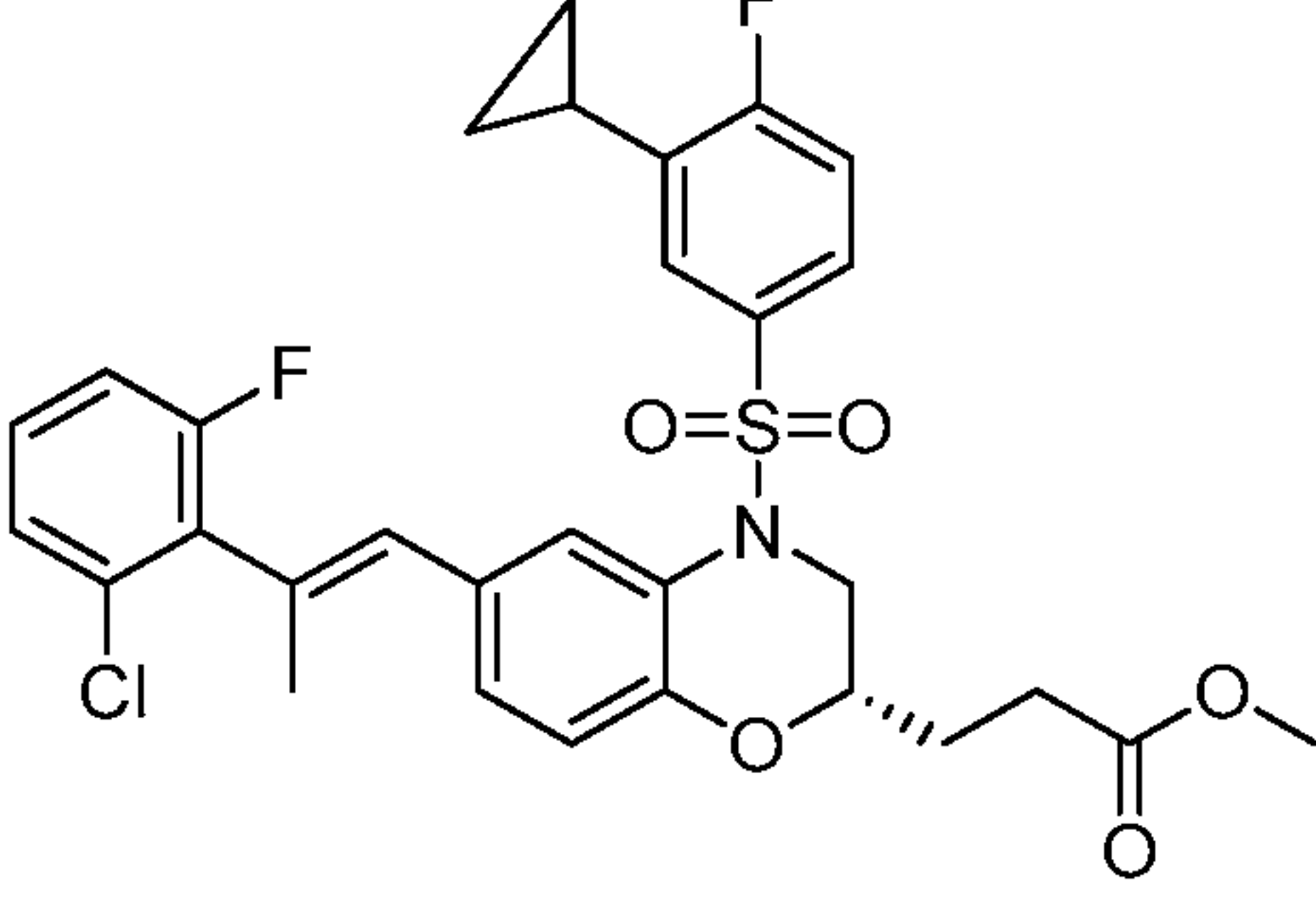
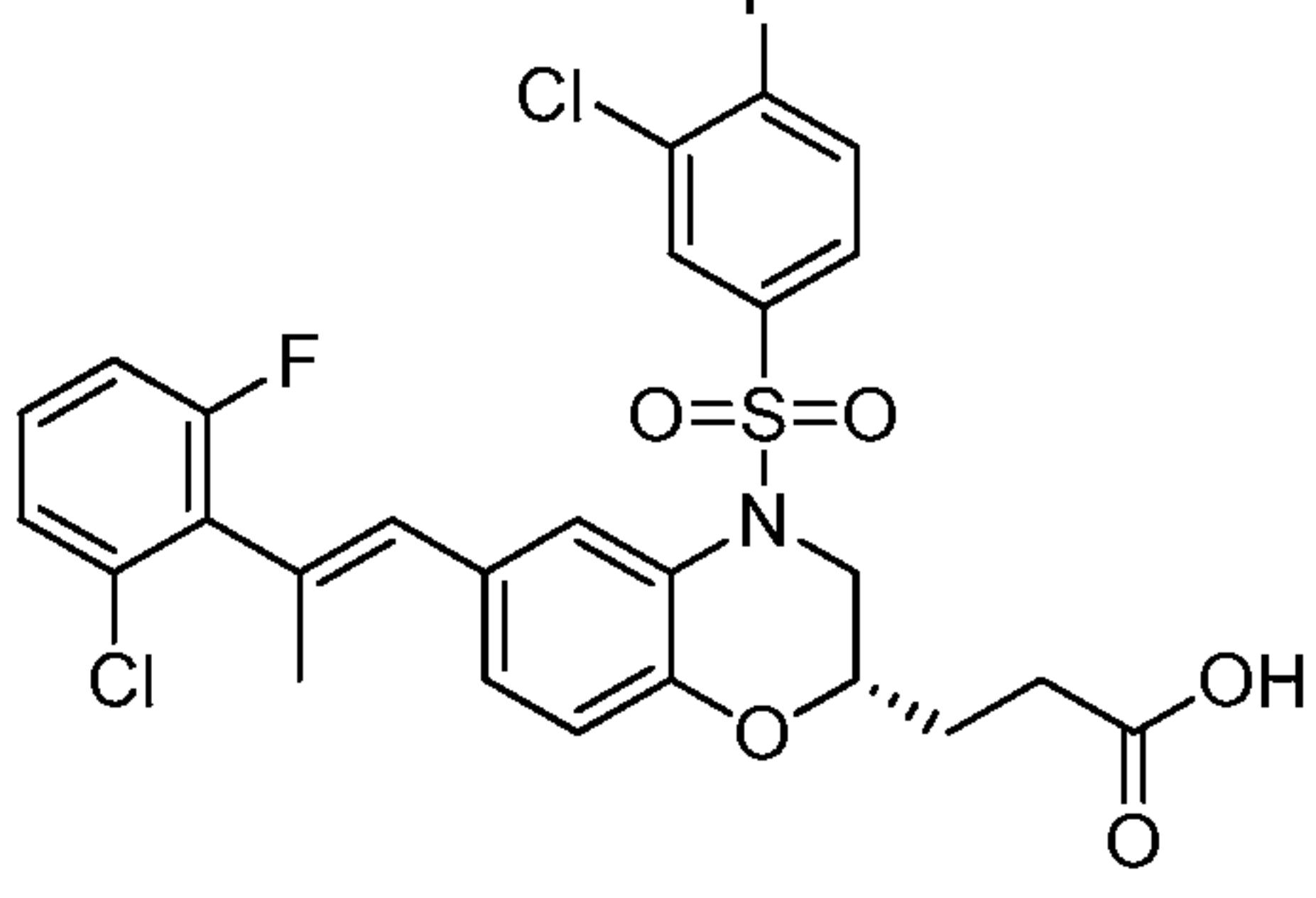
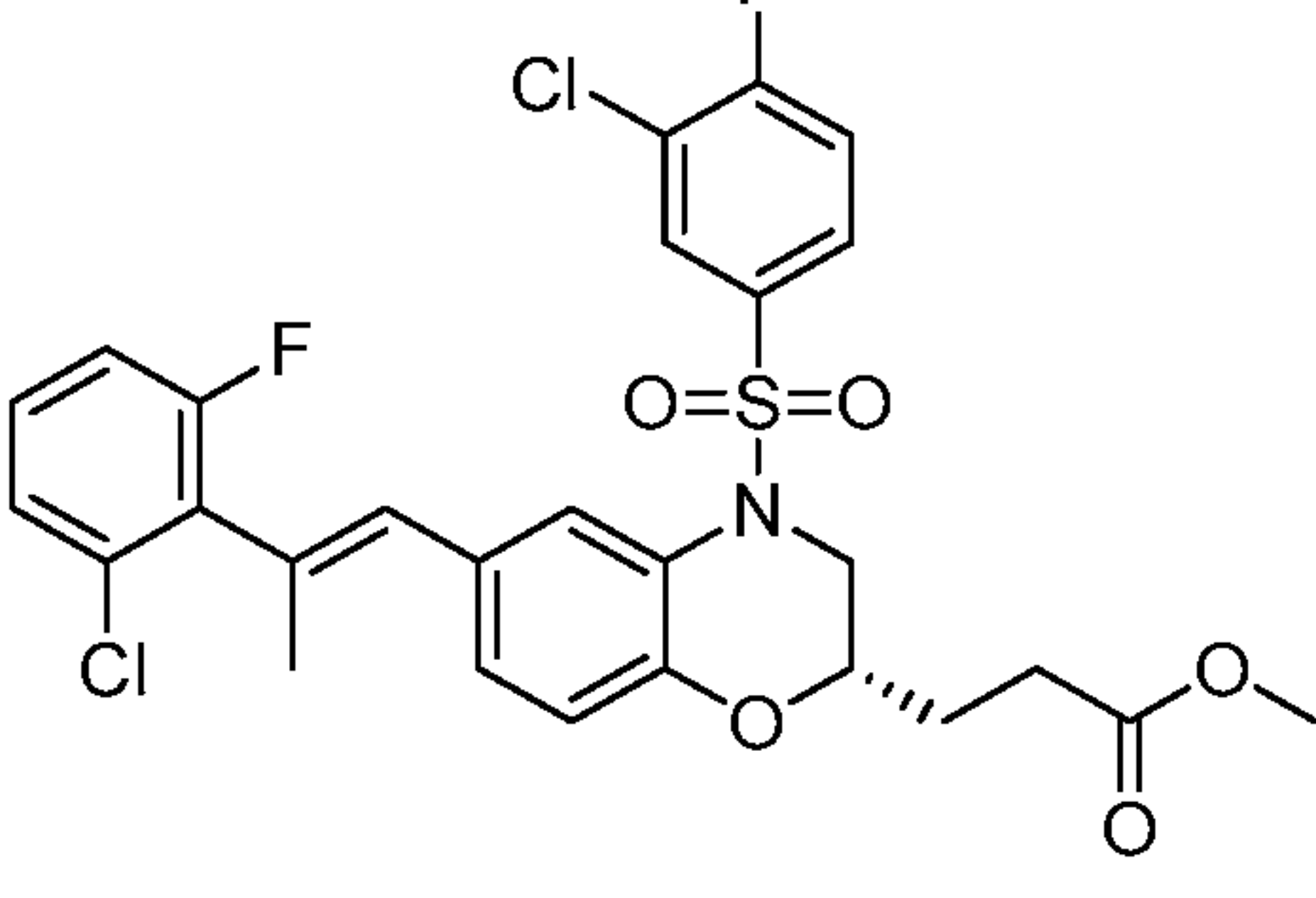
[000533] Based on the procedure in Example 80, methyl 2-((1-cyclopropyl-1*H*-pyrazol-3-yl)oxy)acetate was converted to (*S,E*)-3-(6-(2-(2-chloro-6-fluorophenyl)prop-1-en-1-yl)-4-((1-cyclopropyl-3-(2-hydroxyethoxy)-1*H*-pyrazol-4-yl)sulfonyl)-3,4-dihydro-2*H*-benzo[*b*][1,4]oxazin-2-yl)propanoic acid. ¹H-NMR (400 MHz, DMSO-*d*₆) δ 8.22 (s, 1H), 7.60 (d, 1H), 7.37 (m, 2H), 7.26 (m, 1H), 7.01 (dd, 1H), 6.86 (d, 1H), 6.32 (d, 1H), 4.31 (m, 1H), 4.10 (m, 1H), 4.06 (m, 1H), 3.95 (m, 1H), 3.60 (m, 3H), 3.26 (m, 1H), 2.07 (s, 3H), 1.99 (m, 2H), 1.79 (m, 2H), 1.00 (m, 1H), 0.95 (m, 1H), 0.86 (m, 2H). MS (ESI+) 628.11 (M+Na)⁺.

EXAMPLE 86 – Preparation of Additional Substituted (*S,E*)-3-(Aryl or heteroaryl)prop-1-en-1-yl)-4-(aryl or heteroaryl)-sulfonyl)-3,4-dihydro-2*H*-benzo[*b*][1,4]oxazin-2-yl) Compounds

[000534] Compounds in the table below were prepared based on experimental procedures described in Example 29 and the detailed description.

No.	Structure	Name	Observed m/z
86A		(<i>S,E</i>)-3-(6-(2-(2-chloro-6-fluorophenyl)prop-1-en-1-yl)-4-((4-fluoro-3-(trifluoromethyl)phenyl)sulfonyl)-3,4-dihydro-2 <i>H</i> -benzo[<i>b</i>][1,4]oxazin-2-yl)propanoic acid	602 (M+H) ⁺
86B		(<i>S,E</i>)-methyl 3-(6-(2-(2-chloro-6-fluorophenyl)prop-1-en-1-yl)-4-((4-fluoro-3-(trifluoromethyl)phenyl)sulfonyl)-3,4-dihydro-2 <i>H</i> -benzo[<i>b</i>][1,4]oxazin-2-yl)propanoate	616 (M+H) ⁺

- 268 -

No.	Structure	Name	Observed m/z
86C		(S,E)-3-(6-(2-(2-chloro-6-fluorophenyl)prop-1-en-1-yl)-4-((3-cyclopropyl-4-fluorophenyl)sulfonyl)-3,4-dihydro-2H-benzo[b][1,4]oxazin-2-yl)propanoic acid	574 (M+H) ⁺
86D		(S,E)-methyl 3-(6-(2-(2-chloro-6-fluorophenyl)prop-1-en-1-yl)-4-((3-cyclopropyl-4-fluorophenyl)sulfonyl)-3,4-dihydro-2H-benzo[b][1,4]oxazin-2-yl)propanoate	588 (M+H) ⁺
86E		(S,E)-3-(4-((3-chloro-4-fluorophenyl)sulfonyl)-6-(2-(2-chloro-6-fluorophenyl)prop-1-en-1-yl)-3,4-dihydro-2H-benzo[b][1,4]oxazin-2-yl)propanoic acid	568 (M+H) ⁺
86F		(S,E)-methyl 3-(4-((3-chloro-4-fluorophenyl)sulfonyl)-6-(2-(2-chloro-6-fluorophenyl)prop-1-en-1-yl)-3,4-dihydro-2H-benzo[b][1,4]oxazin-2-yl)propanoate	582 (M+H) ⁺

No.	Structure	Name	Observed m/z
86G		(S,E)-3-(4-((3-chloro-1-ethyl-1H-pyrazol-4-yl)sulfonyl)-6-(2-(2-chloro-6-fluorophenyl)prop-1-en-1-yl)-3,4-dihydro-2H-benzo[b][1,4]oxazin-2-yl)propanoic acid	568 (M+H) ⁺
86H		(S,E)-methyl 3-(4-((3-chloro-1-ethyl-1H-pyrazol-4-yl)sulfonyl)-6-(2-(2-chloro-6-fluorophenyl)prop-1-en-1-yl)-3,4-dihydro-2H-benzo[b][1,4]oxazin-2-yl)propanoate	582 (M+H) ⁺
86I		(S,E)-3-(6-(2-(2-chloro-6-fluorophenyl)prop-1-en-1-yl)-4-((3-ethoxy-1-ethyl-1H-pyrazol-4-yl)sulfonyl)-3,4-dihydro-2H-benzo[b][1,4]oxazin-2-yl)propanoic acid	578 (M+H) ⁺
86J		(S,E)-methyl 3-(6-(2-(2-chloro-6-fluorophenyl)prop-1-en-1-yl)-4-((3-ethoxy-1-ethyl-1H-pyrazol-4-yl)sulfonyl)-3,4-dihydro-2H-benzo[b][1,4]oxazin-2-yl)propanoate	592 (M+H) ⁺
86K		(S,E)-3-(6-(2-(2-chloro-6-fluorophenyl)prop-1-en-1-yl)-4-((2-methoxy-4,5,6,7-tetrahydropyrazolo[1,5-a]pyridin-3-yl)sulfonyl)-3,4-dihydro-2H-benzo[b][1,4]oxazin-2-yl)propanoic acid	590 (M+H) ⁺

No.	Structure	Name	Observed m/z
86L		(S,E)-methyl 3-(6-(2-(2-chloro-6-fluorophenyl)prop-1-en-1-yl)-4-((2-methoxy-4,5,6,7-tetrahydro-pyrazolo[1,5-a]pyridin-3-yl)-sulfonyl)-3,4-dihydro-2H-benzo[b][1,4]oxazin-2-yl)propanoate	604 (M+H) ⁺
86M		(S,E)-3-(6-(2-(2-chloro-6-fluorophenyl)prop-1-en-1-yl)-4-((3-methoxyphenyl)sulfonyl)-3,4-dihydro-2H-benzo[b][1,4]oxazin-2-yl)propanoic acid	546 (M+H) ⁺
86N		(S,E)-methyl 3-(6-(2-(2-chloro-6-fluorophenyl)prop-1-en-1-yl)-4-((3-methoxyphenyl)sulfonyl)-3,4-dihydro-2H-benzo[b][1,4]oxazin-2-yl)propanoate	560 (M+H) ⁺
86O		(S,E)-3-(6-(2-(2-chloro-6-fluorophenyl)prop-1-en-1-yl)-4-((3-(difluoromethoxy)phenyl)sulfonyl)-3,4-dihydro-2H-benzo[b][1,4]oxazin-2-yl)propanoic acid	582 (M+H) ⁺
86P		(S,E)-methyl 3-(6-(2-(2-chloro-6-fluorophenyl)prop-1-en-1-yl)-4-((3-(difluoromethoxy)phenyl)sulfonyl)-3,4-dihydro-2H-benzo[b][1,4]oxazin-2-yl)propanoate	596 (M+H) ⁺

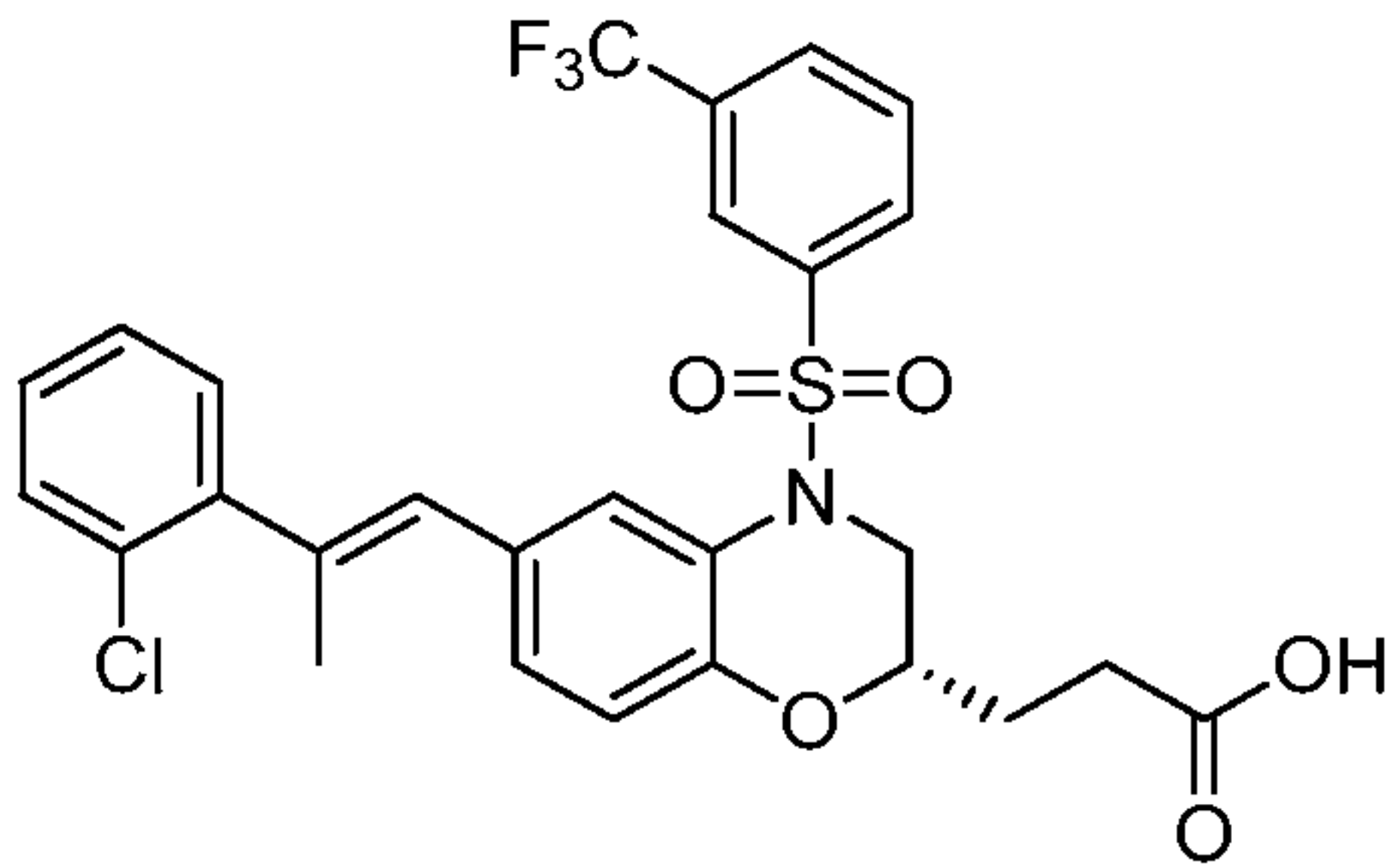
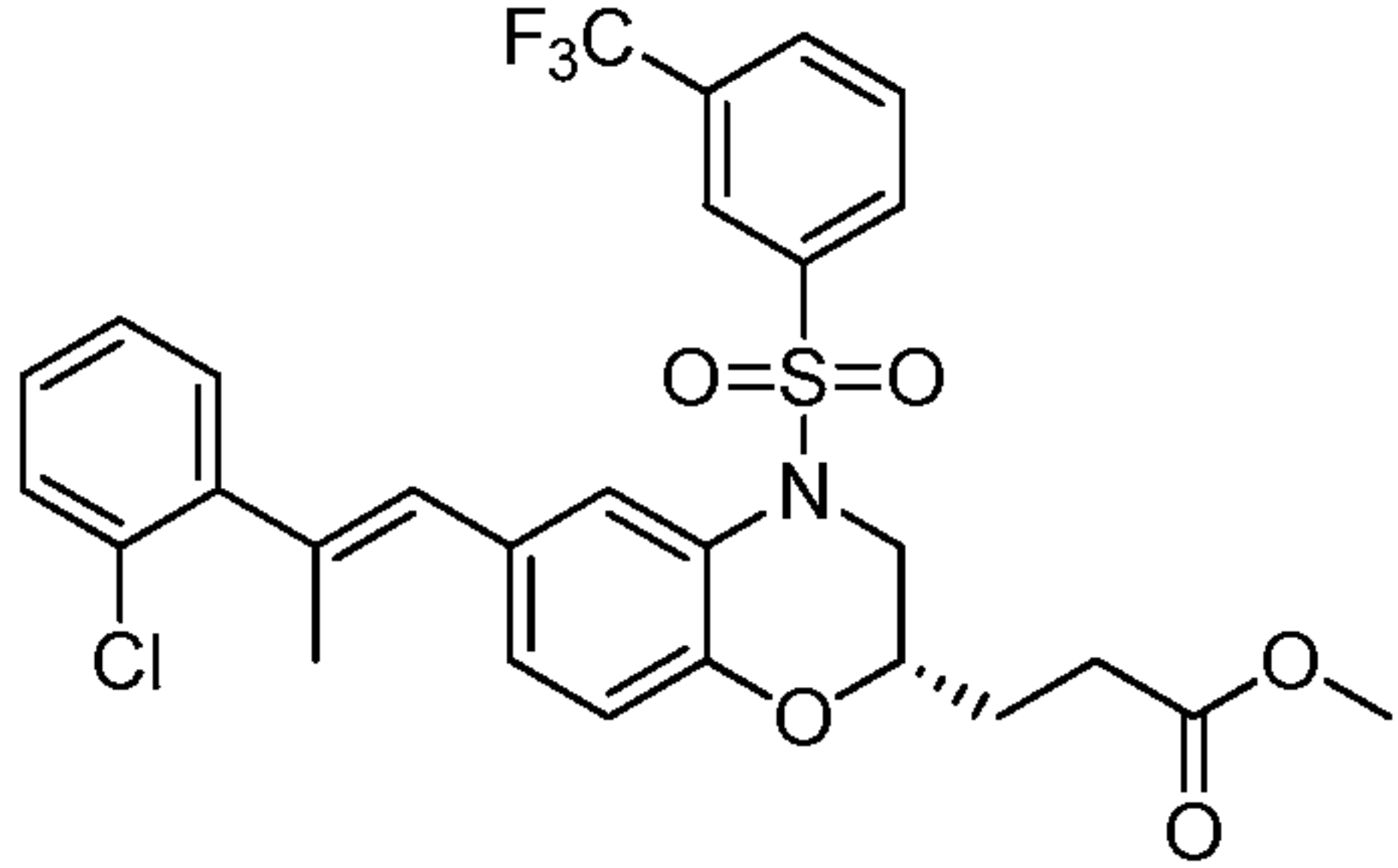
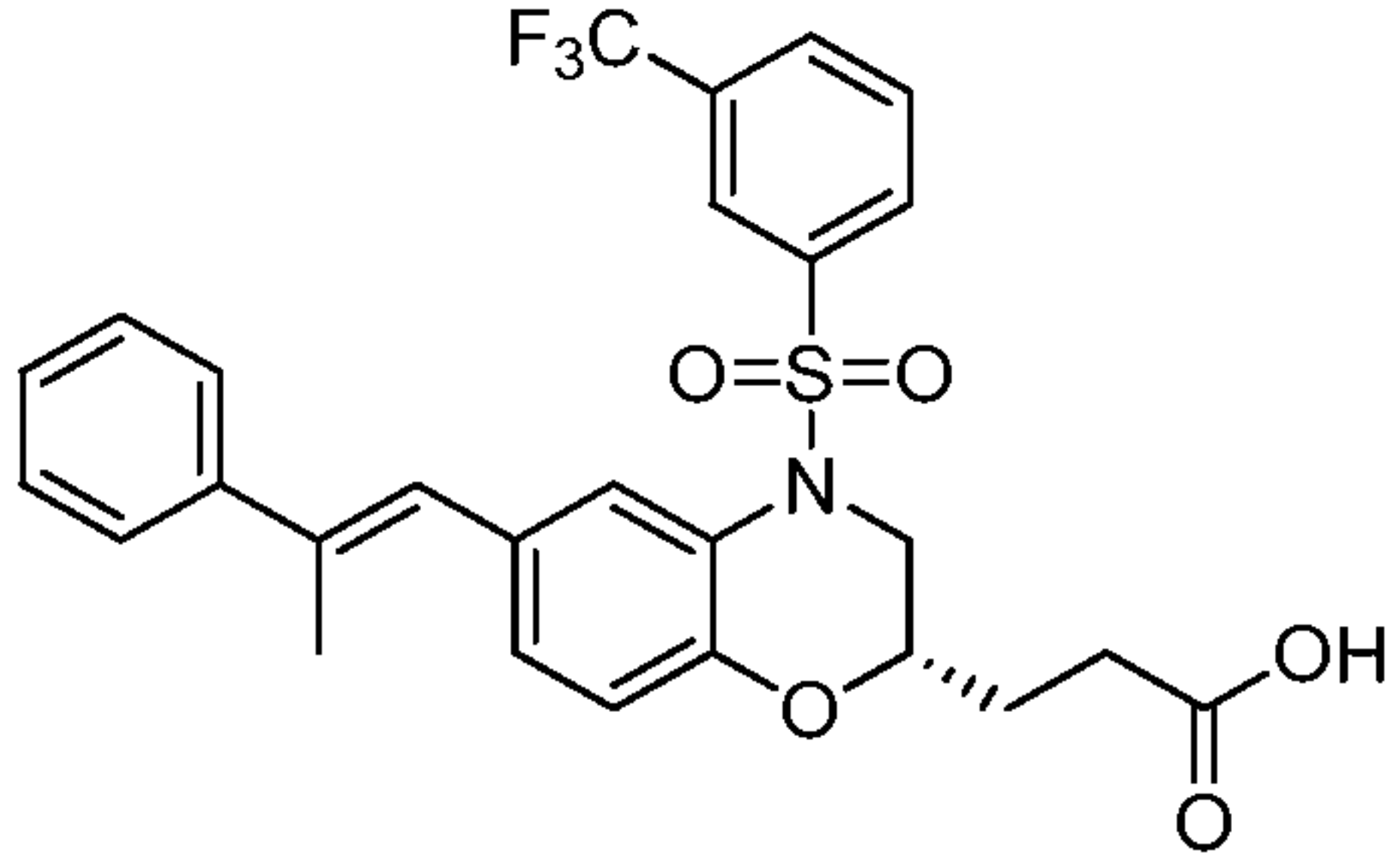
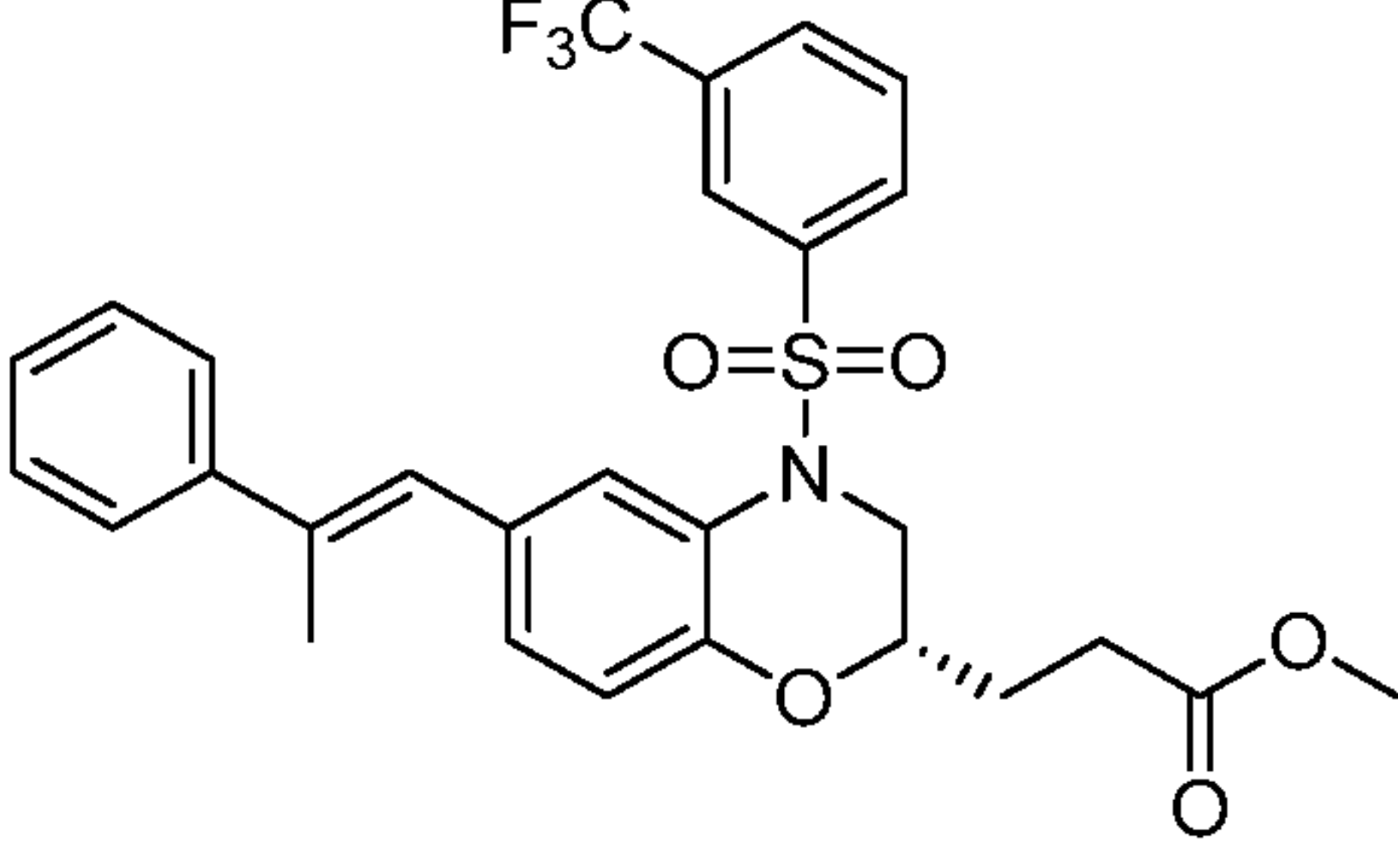
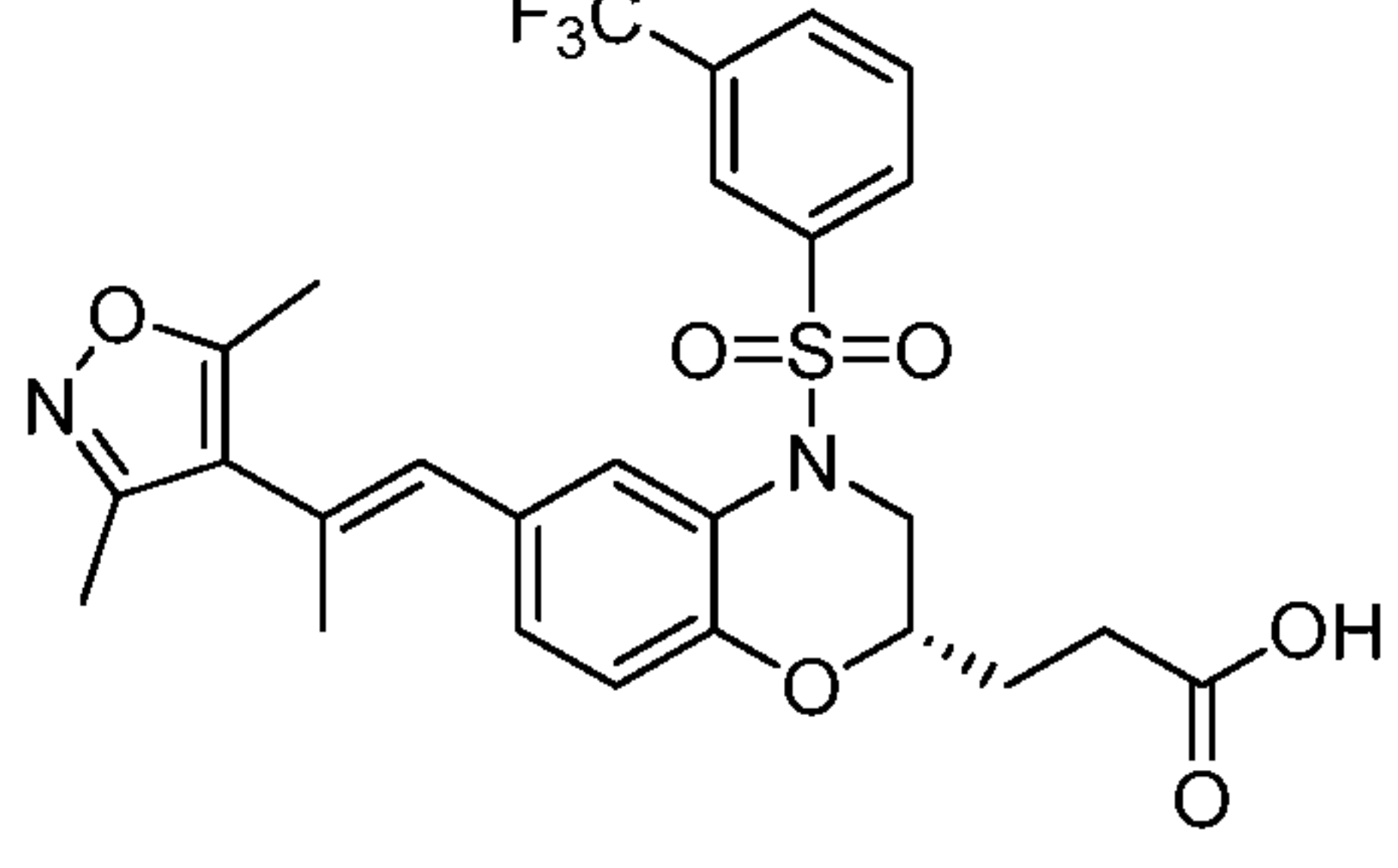
- 271 -

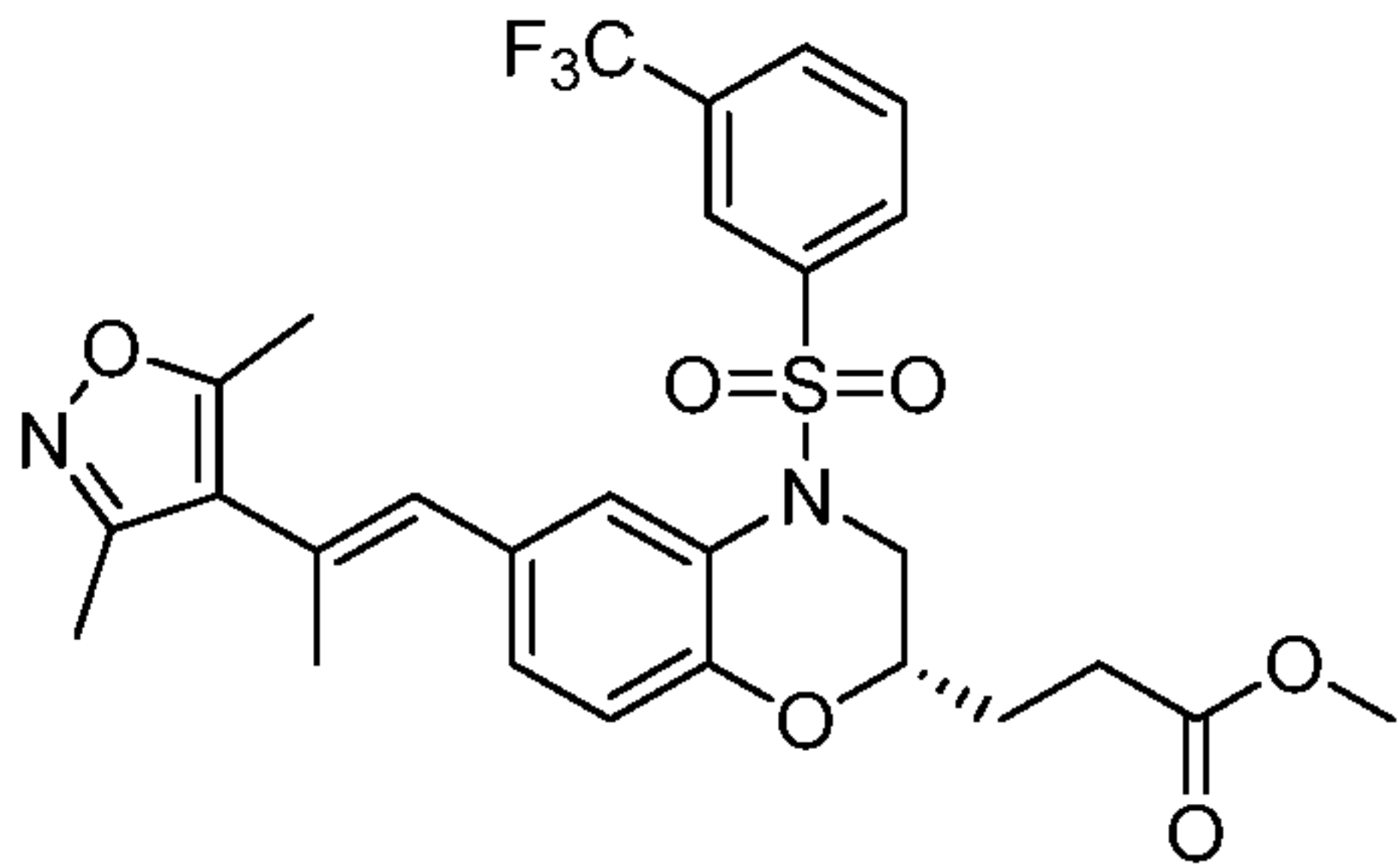
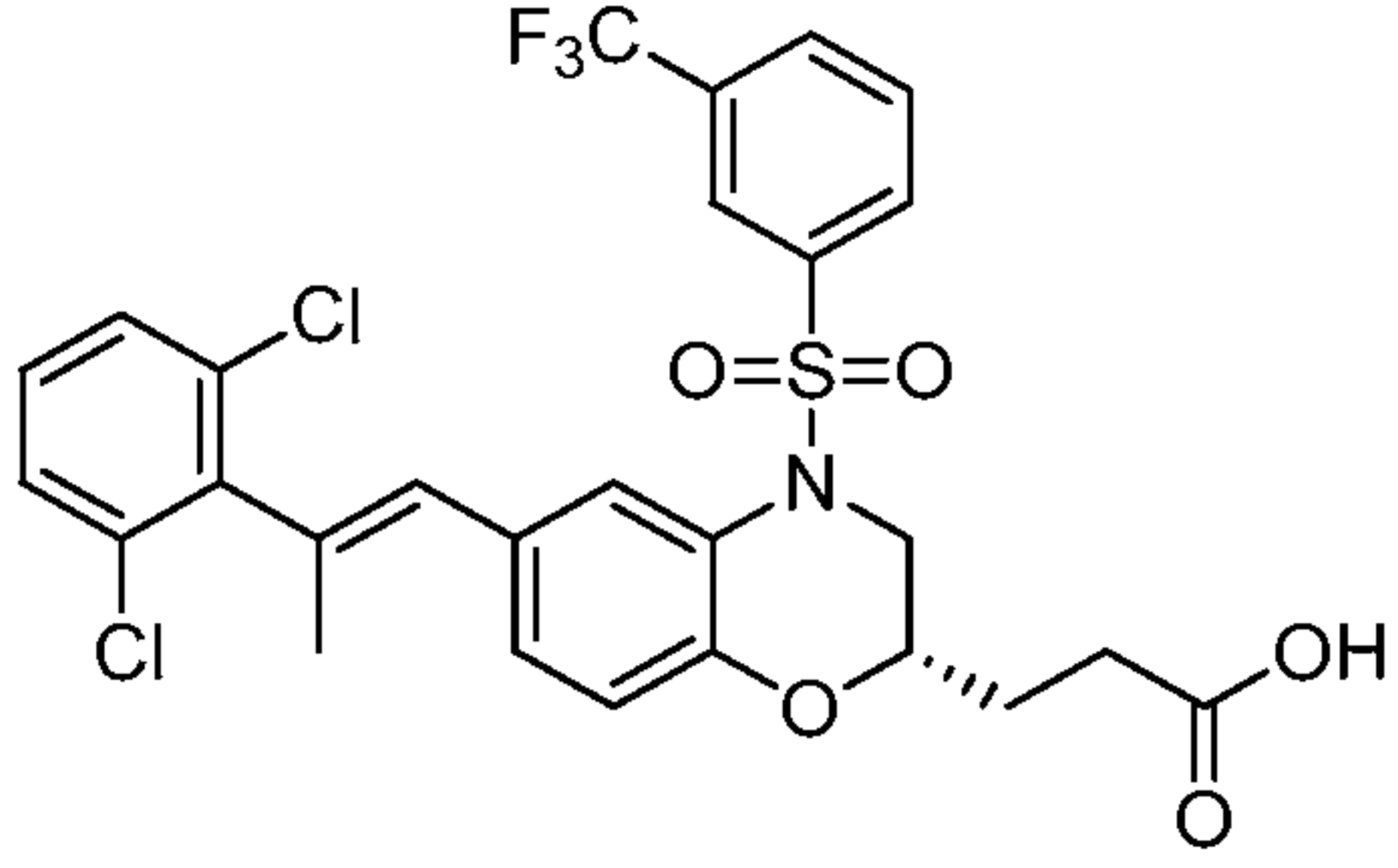
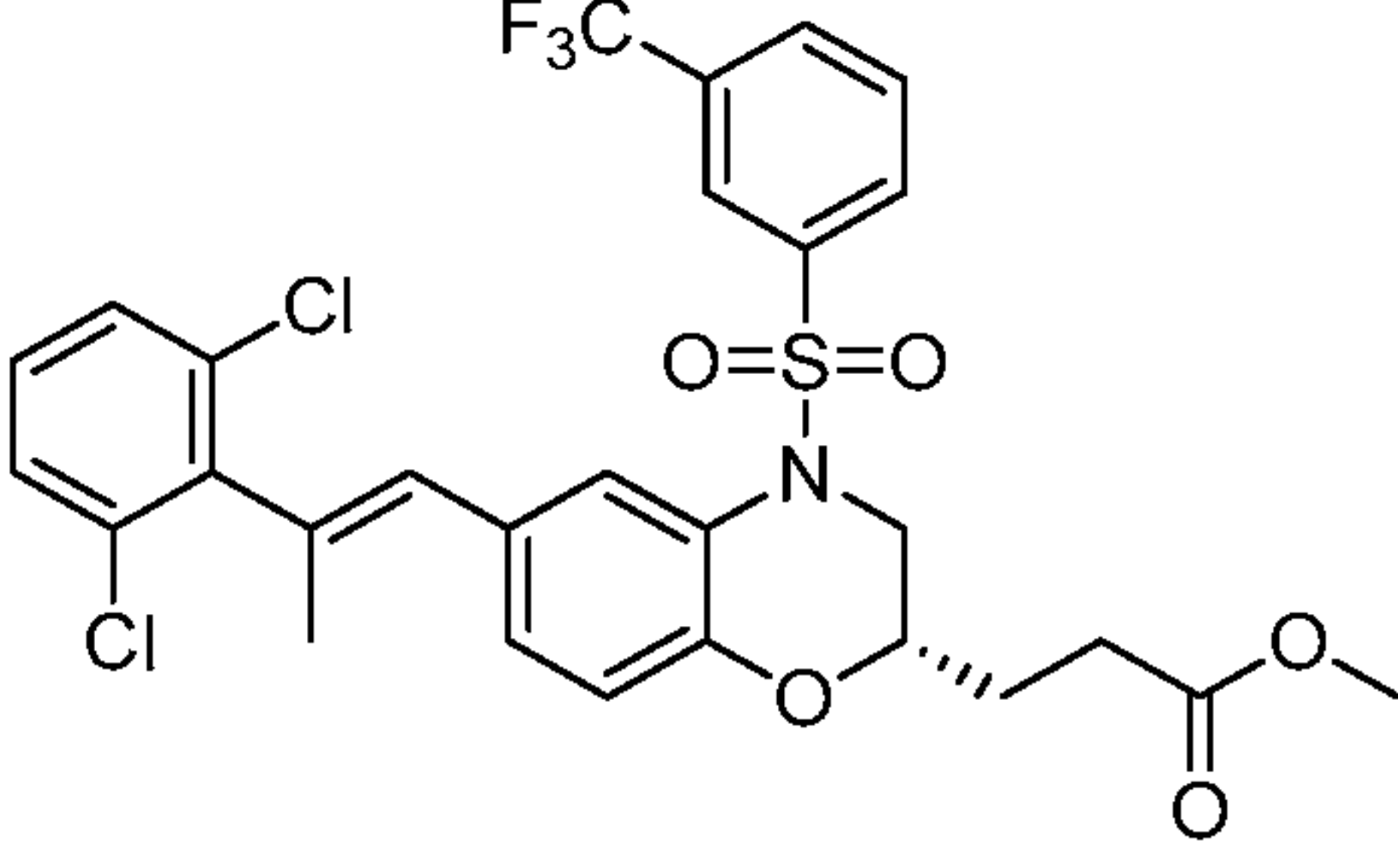
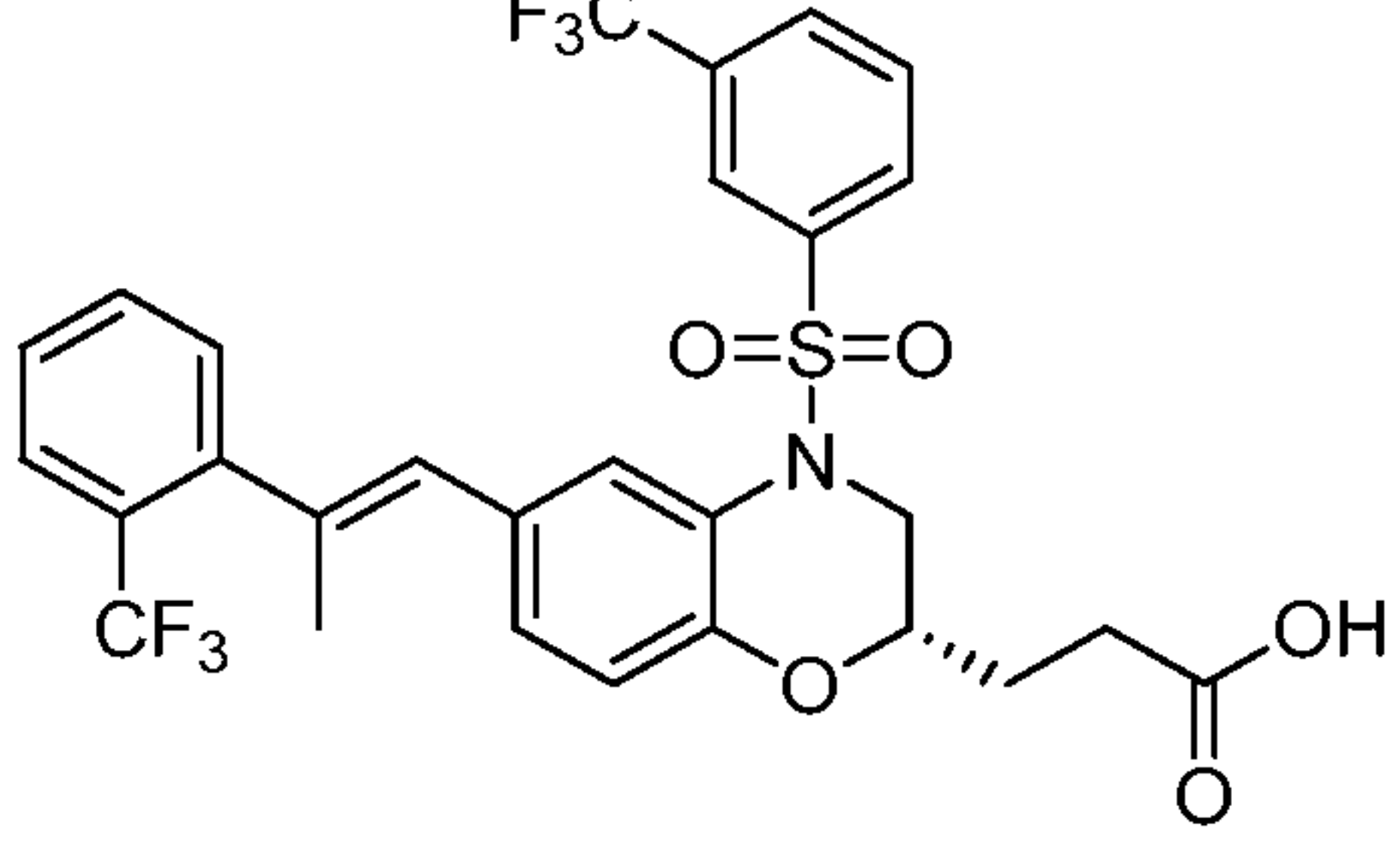
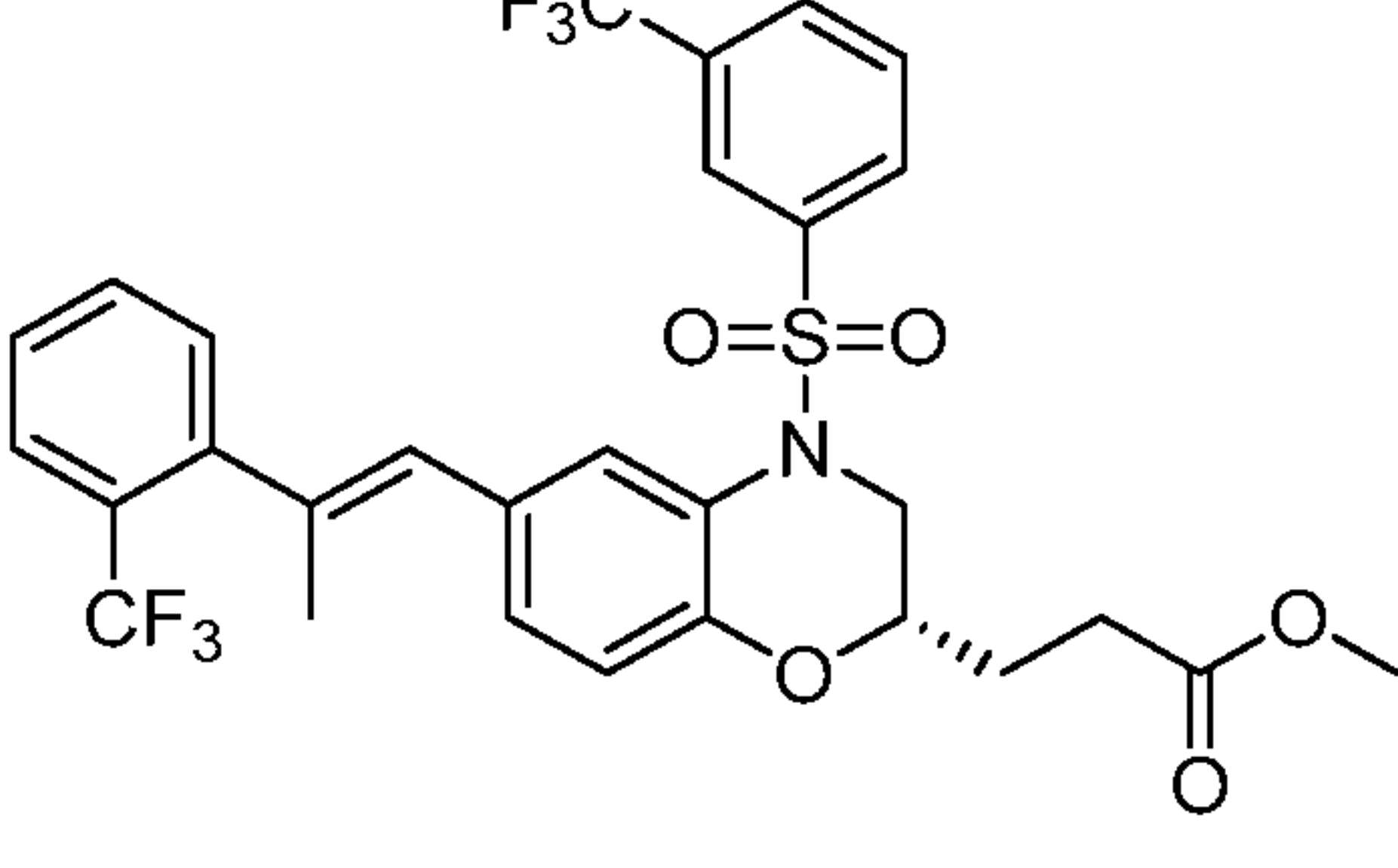
No.	Structure	Name	Observed m/z
86Q		(S,E)-3-(6-(2-(2-chloro-6-fluorophenyl)prop-1-en-1-yl)-4-((3-isopropylphenyl)sulfonyl)-3,4-dihydro-2H-benzo[b][1,4]oxazin-2-yl)propanoic acid	558 (M+H) ⁺
86R		(S,E)-methyl 3-(6-(2-(2-chloro-6-fluorophenyl)prop-1-en-1-yl)-4-((3-isopropylphenyl)sulfonyl)-3,4-dihydro-2H-benzo[b][1,4]oxazin-2-yl)propanoate	572 (M+H) ⁺
86S		(S,E)-3-(6-(2-(2-chloro-6-fluorophenyl)prop-1-en-1-yl)-4-((3-(trifluoromethoxy)phenyl)sulfonyl)-3,4-dihydro-2H-benzo[b][1,4]oxazin-2-yl)propanoic acid	600 (M+H) ⁺
86T		(S,E)-methyl 3-(6-(2-(2-chloro-6-fluorophenyl)prop-1-en-1-yl)-4-((3-(trifluoromethoxy)phenyl)sulfonyl)-3,4-dihydro-2H-benzo[b][1,4]oxazin-2-yl)propanoate	614 (M+H) ⁺

- 272 -

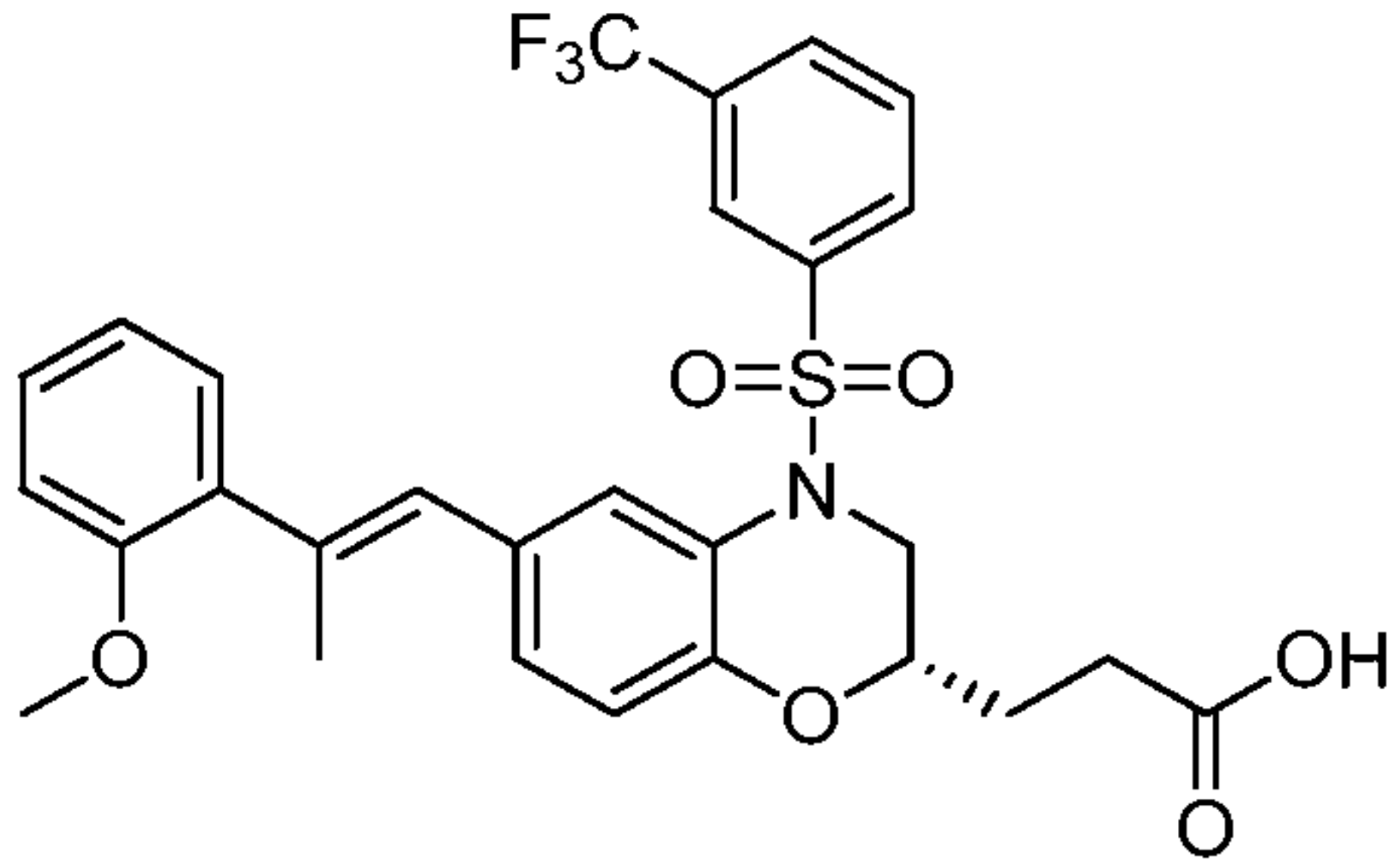
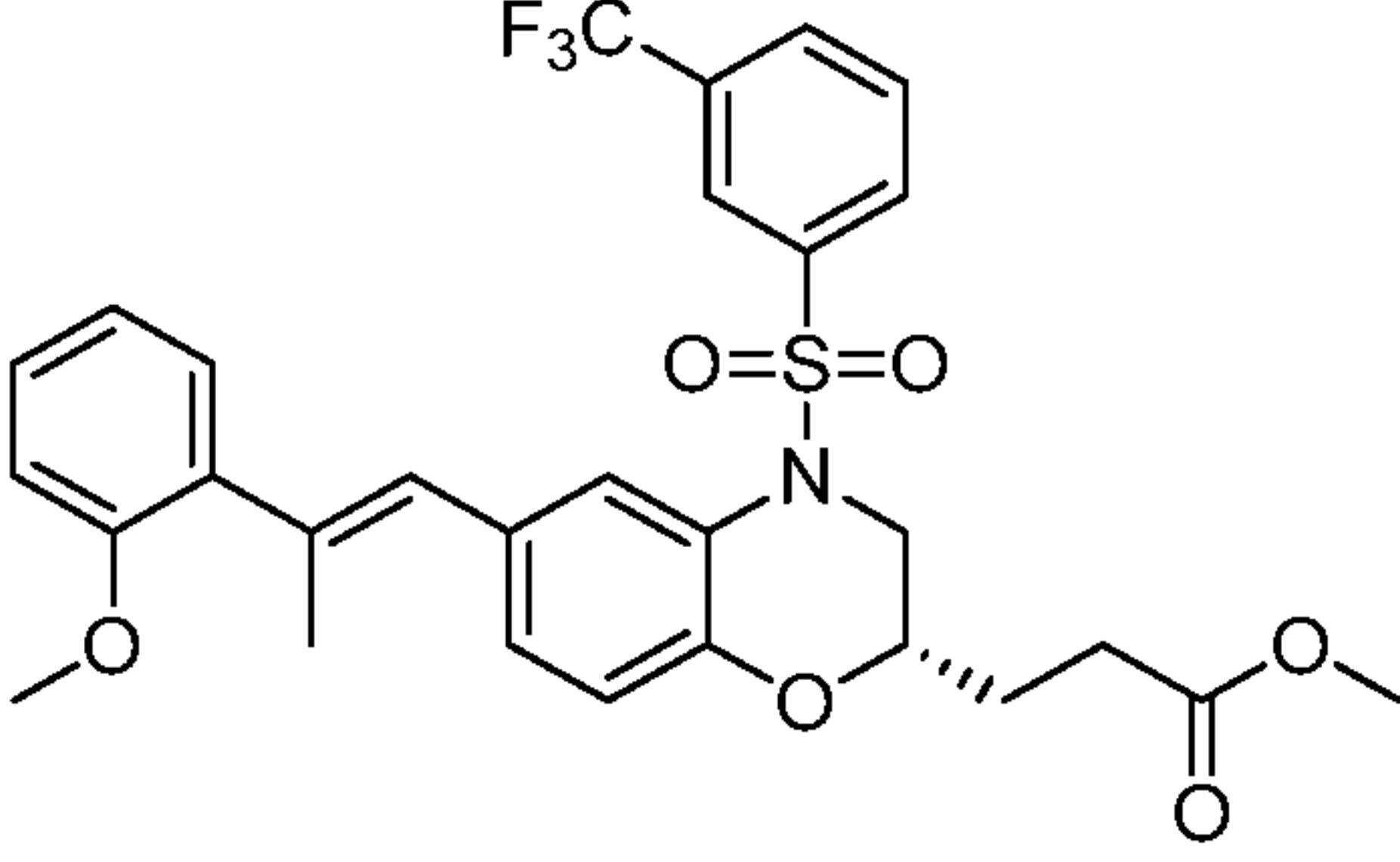
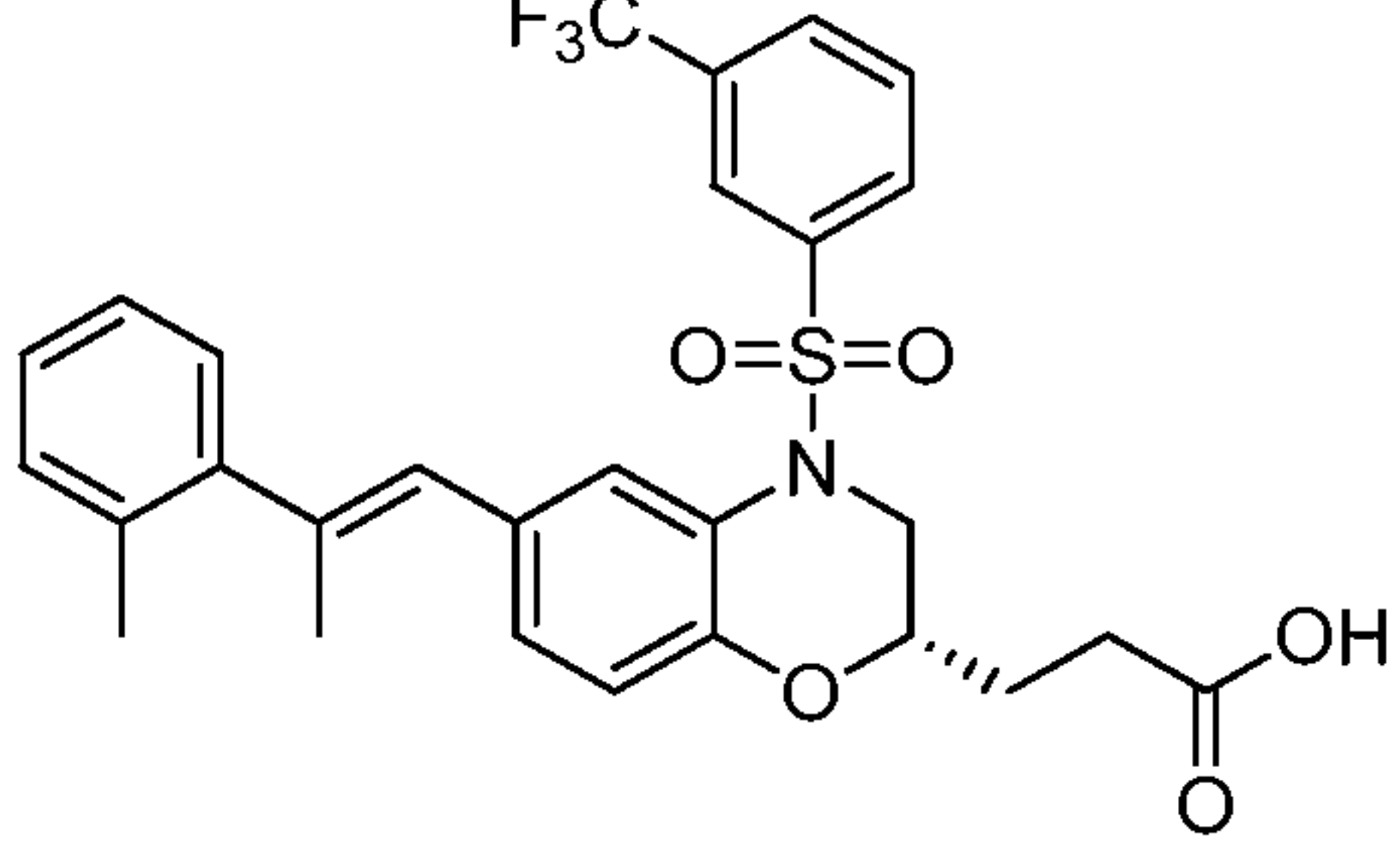
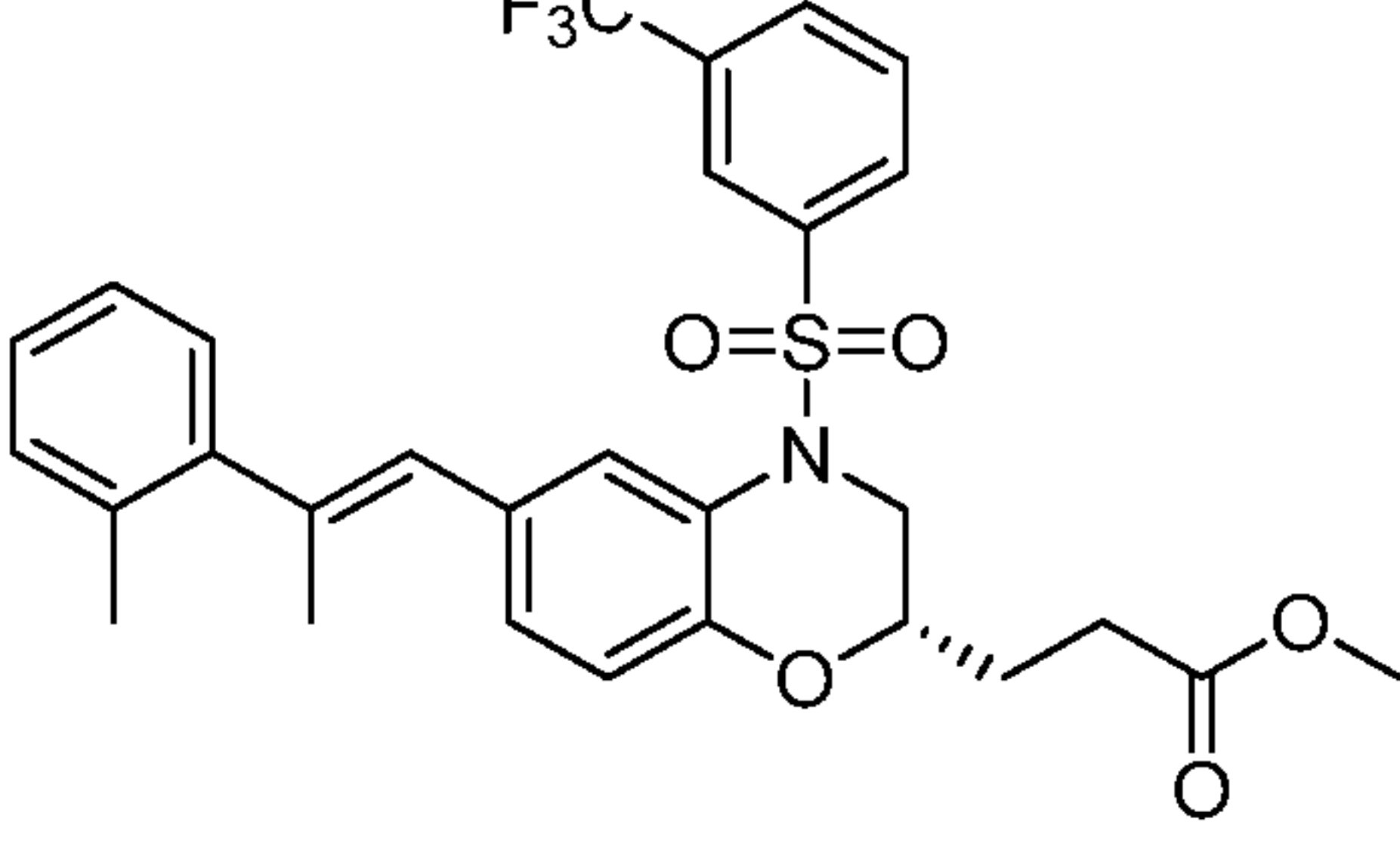
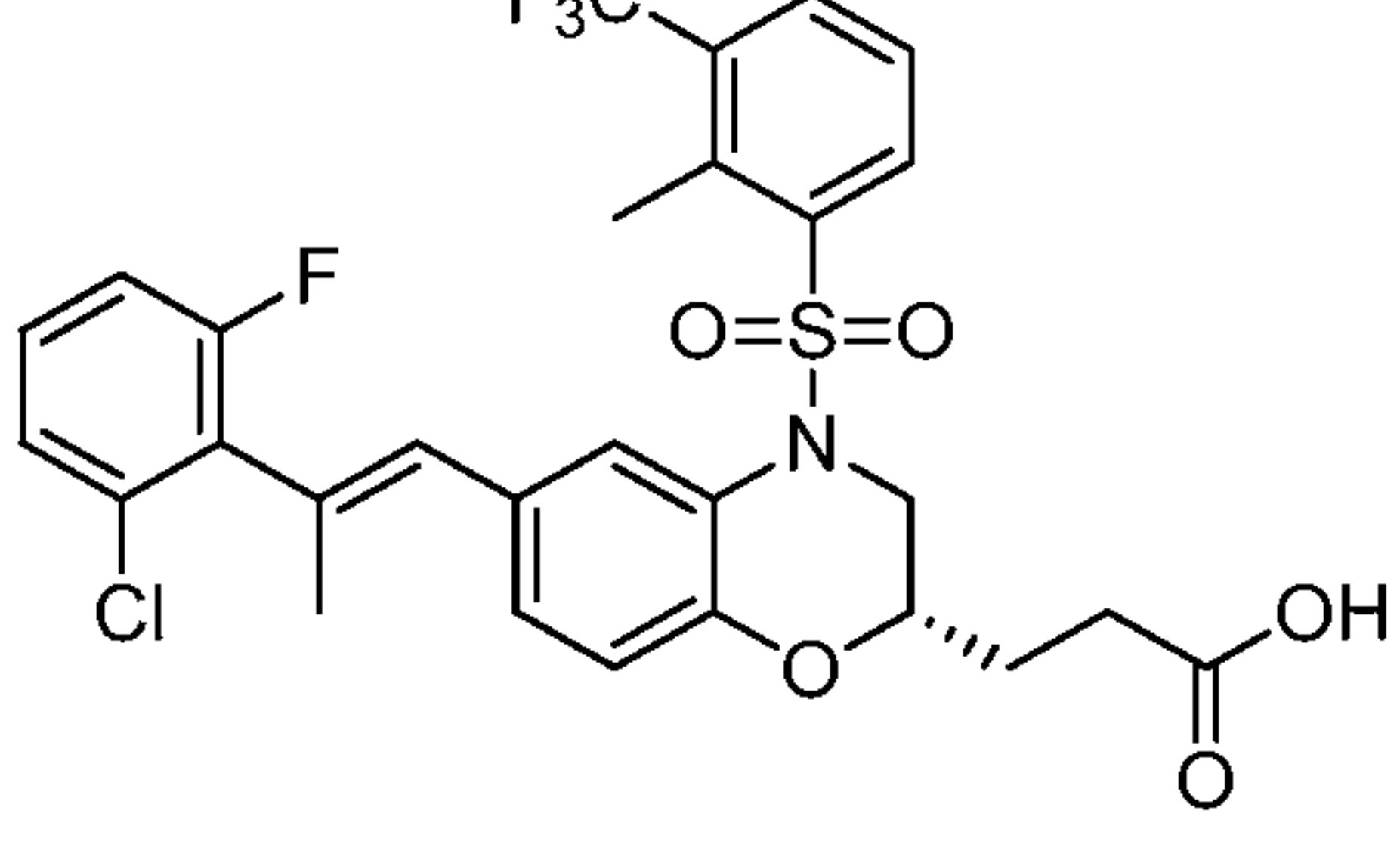
No.	Structure	Name	Observed m/z
86U		(S,E)-3-(6-(2-(2-chloro-6-fluorophenyl)prop-1-en-1-yl)-4-((6-chloroimidazo[2,1-b]thiazol-5-yl)sulfonyl)-3,4-dihydro-2H-benzo[b][1,4]oxazin-2-yl)propanoic acid	596 (M+H) ⁺
86V		(S,E)-methyl 3-(6-(2-(2-chloro-6-fluorophenyl)prop-1-en-1-yl)-4-((6-chloroimidazo[2,1-b]thiazol-5-yl)sulfonyl)-3,4-dihydro-2H-benzo[b][1,4]oxazin-2-yl)propanoate	610 (M+H) ⁺
86W		(S,E)-3-(6-(2-(2-chloro-6-fluorophenyl)prop-1-en-1-yl)-4-((1-(difluoromethyl)-3-methyl-1H-pyrazol-4-yl)sulfonyl)-3,4-dihydro-2H-benzo[b][1,4]oxazin-2-yl)propanoic acid	570 (M+H) ⁺
86X		(S,E)-methyl 3-(6-(2-(2-chloro-6-fluorophenyl)prop-1-en-1-yl)-4-((1-(difluoromethyl)-3-methyl-1H-pyrazol-4-yl)sulfonyl)-3,4-dihydro-2H-benzo[b][1,4]oxazin-2-yl)propanoate	584 (M+H) ⁺

- 273 -

No.	Structure	Name	Observed m/z
86Y		(S,E)-3-(6-(2-(2-chlorophenyl)prop-1-en-1-yl)-4-((3-(trifluoromethyl)phenyl)sulfonyl)-3,4-dihydro-2H-benzo[b][1,4]oxazin-2-yl)propanoic acid	566 (M+H) ⁺
86Z		(S,E)-methyl 3-(6-(2-(2-chlorophenyl)prop-1-en-1-yl)-4-((3-(trifluoromethyl)phenyl)sulfonyl)-3,4-dihydro-2H-benzo[b][1,4]oxazin-2-yl)propanoate	580 (M+H) ⁺
86AA		(S,E)-3-(6-(2-phenylprop-1-en-1-yl)-4-((3-(trifluoromethyl)phenyl)sulfonyl)-3,4-dihydro-2H-benzo[b][1,4]oxazin-2-yl)propanoic acid	532 (M+H) ⁺
86AB		(S,E)-methyl 3-(6-(2-phenylprop-1-en-1-yl)-4-((3-(trifluoromethyl)phenyl)sulfonyl)-3,4-dihydro-2H-benzo[b][1,4]oxazin-2-yl)propanoate	546 (M+H) ⁺
86AC		(S,E)-3-(6-(2-(3,5-dimethylisoxazol-4-yl)prop-1-en-1-yl)-4-((3-(trifluoromethyl)phenyl)sulfonyl)-3,4-dihydro-2H-benzo[b][1,4]oxazin-2-yl)propanoic acid	551 (M+H) ⁺

No.	Structure	Name	Observed m/z
86AD		(S,E)-methyl 3-(6-(2-(3,5-dimethylisoxazol-4-yl)prop-1-en-1-yl)-4-((3-(trifluoromethyl)phenyl)sulfonyl)-3,4-dihydro-2H-benzo[b][1,4]oxazin-2-yl)propanoate	565 (M+H) ⁺
86AE		(S,E)-3-(6-(2-(2,6-dichlorophenyl)prop-1-en-1-yl)-4-((3-(trifluoromethyl)phenyl)sulfonyl)-3,4-dihydro-2H-benzo[b][1,4]oxazin-2-yl)propanoic acid	600 (M+H) ⁺
86AF		(S,E)-methyl 3-(6-(2-(2,6-dichlorophenyl)prop-1-en-1-yl)-4-((3-(trifluoromethyl)phenyl)sulfonyl)-3,4-dihydro-2H-benzo[b][1,4]oxazin-2-yl)propanoate	614 (M+H) ⁺
86AG		(S,E)-3-(6-(2-(2-(trifluoromethyl)phenyl)prop-1-en-1-yl)-4-((3-(trifluoromethyl)phenyl)sulfonyl)-3,4-dihydro-2H-benzo[b][1,4]oxazin-2-yl)propanoic acid	600 (M+H) ⁺
86AH		(S,E)-methyl 3-(6-(2-(2-(trifluoromethyl)phenyl)prop-1-en-1-yl)-4-((3-(trifluoromethyl)phenyl)sulfonyl)-3,4-dihydro-2H-benzo[b][1,4]oxazin-2-yl)propanoate	614 (M+H) ⁺

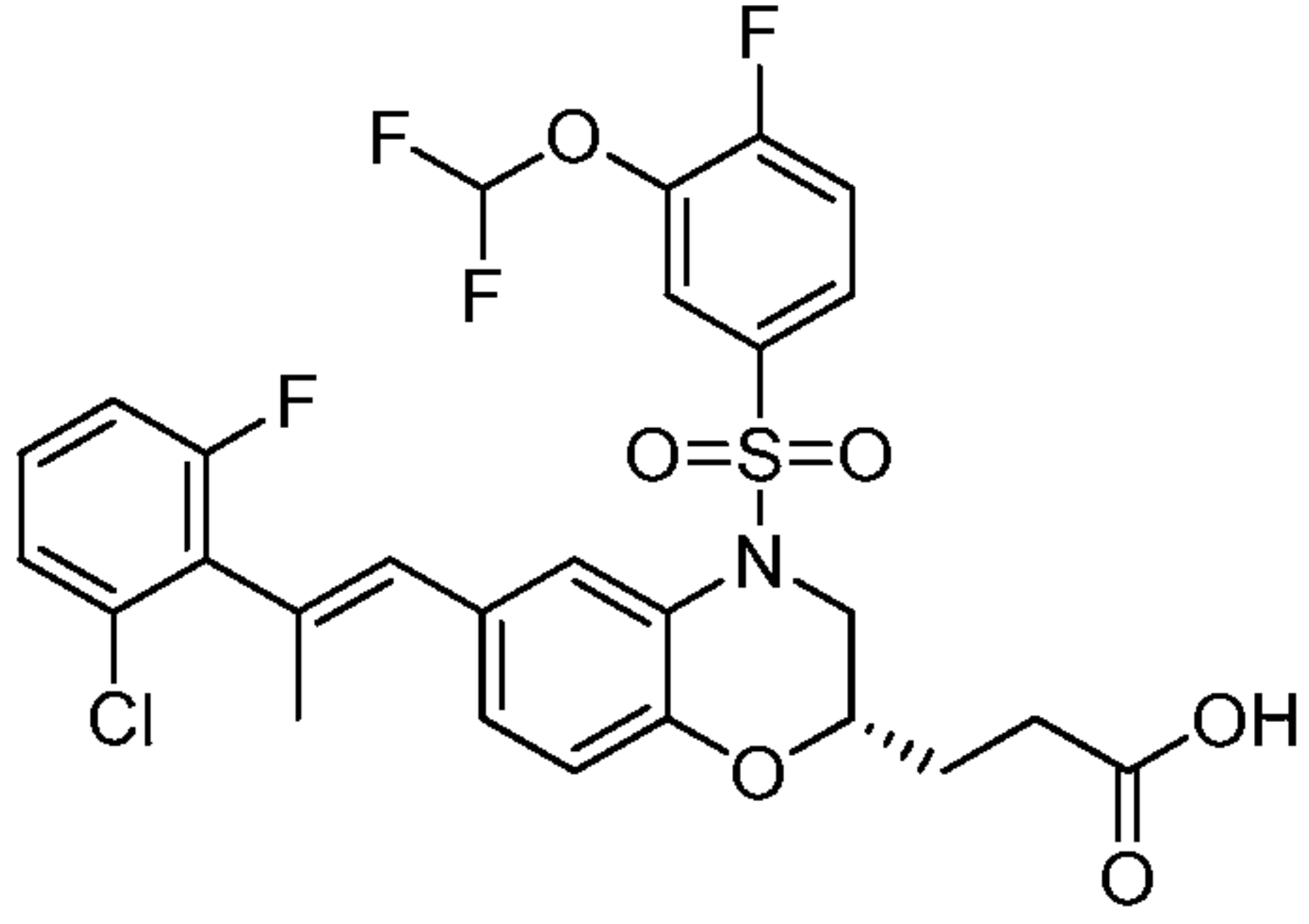
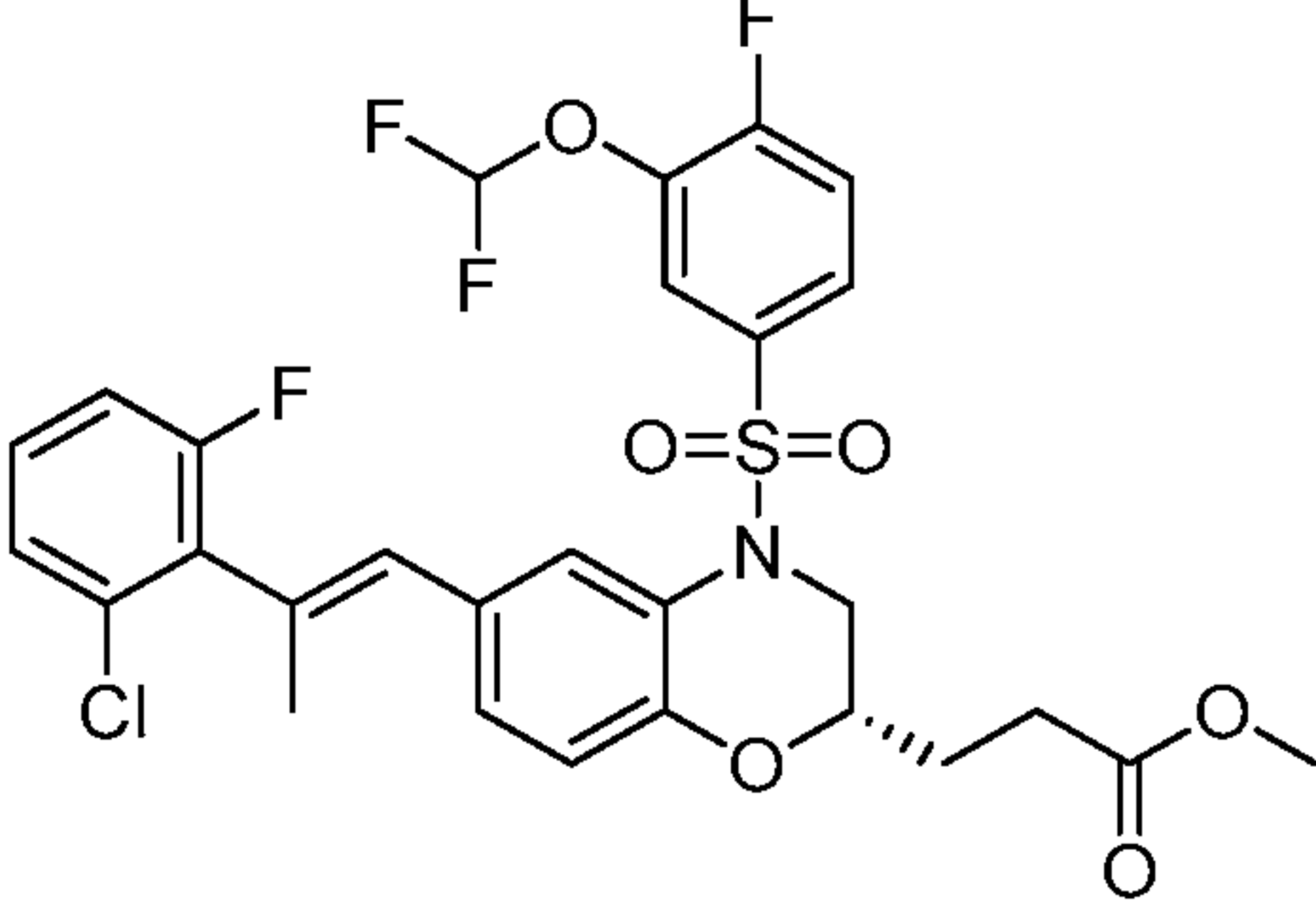
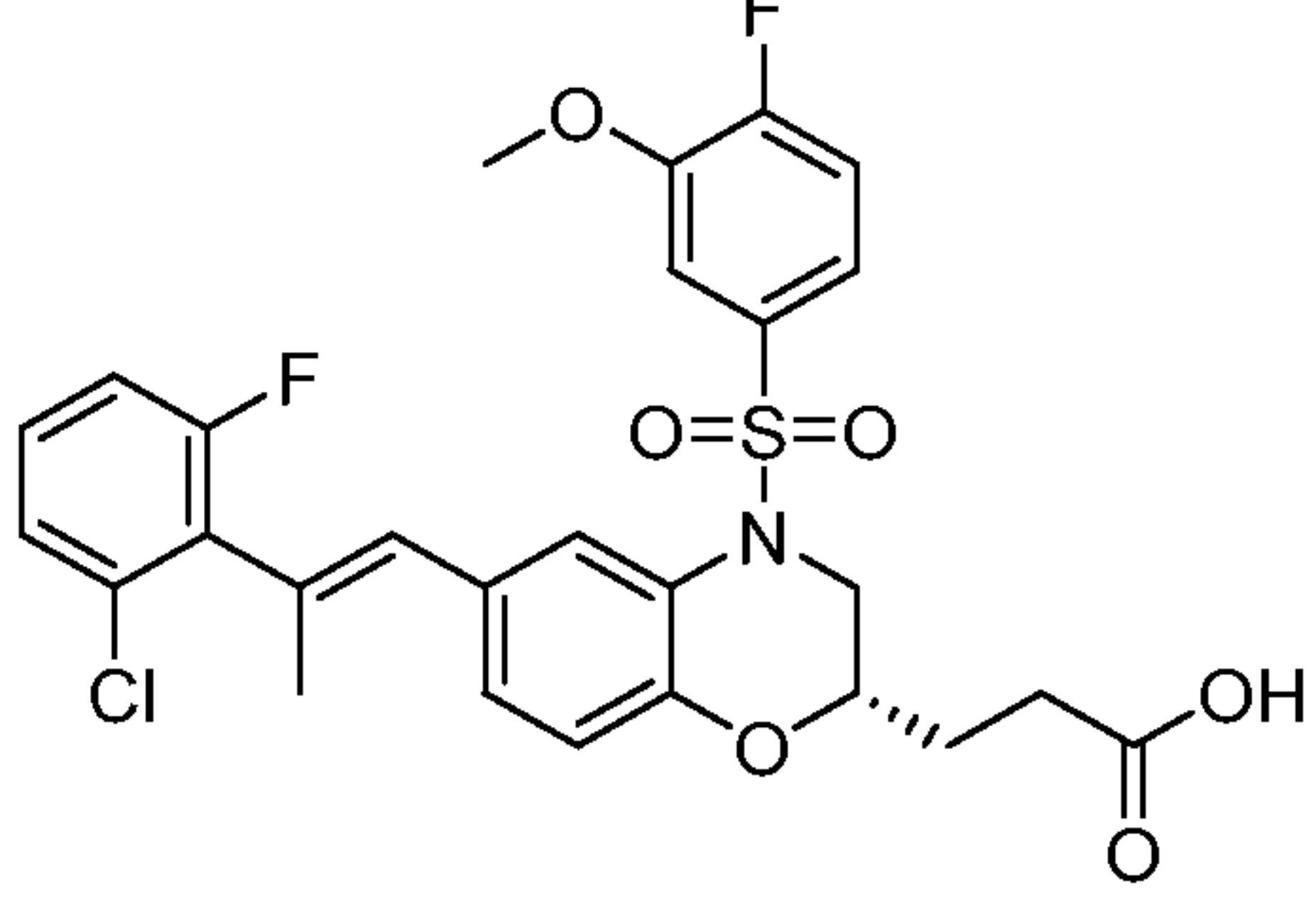
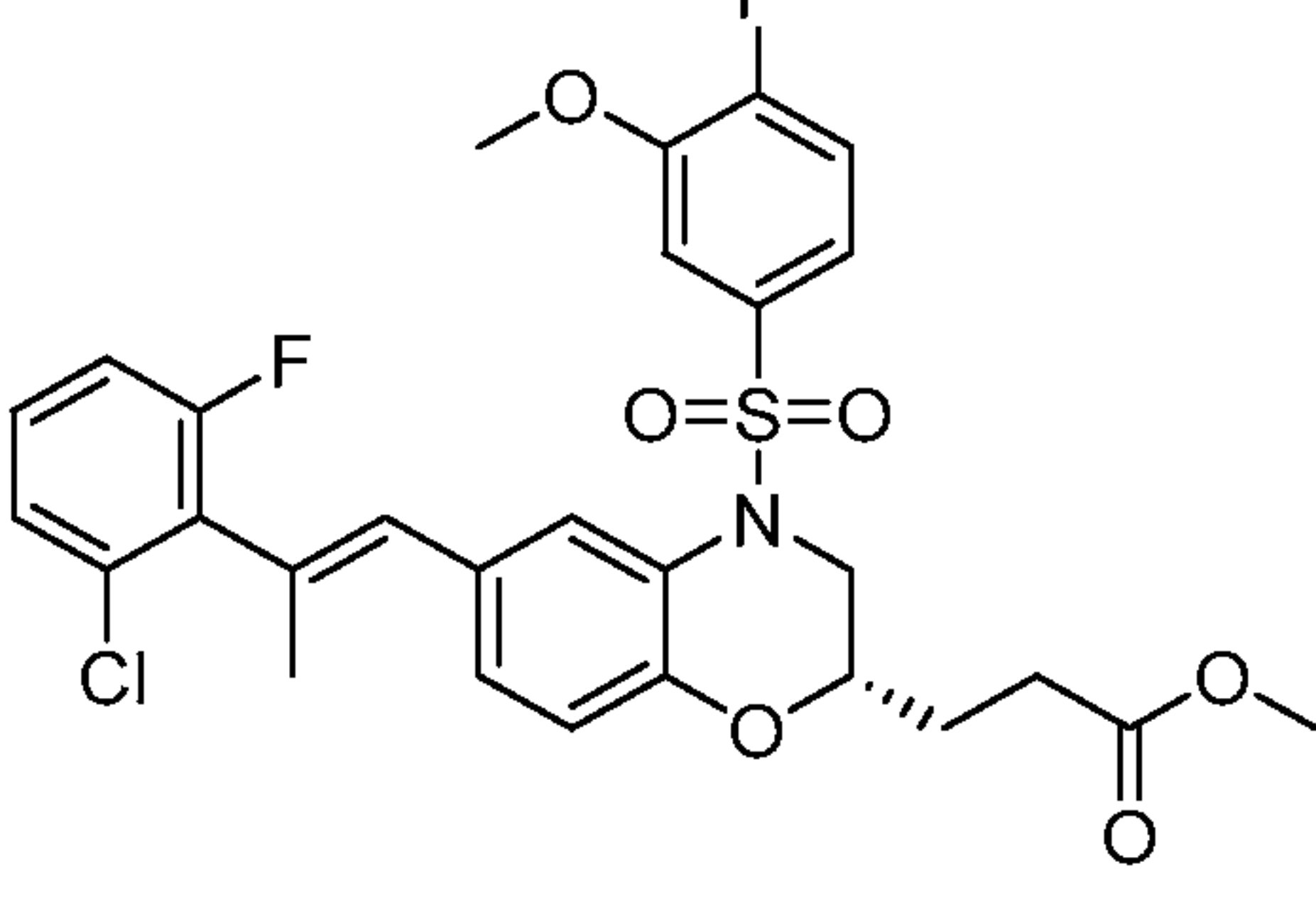
- 275 -

No.	Structure	Name	Observed m/z
86AI		(S,E)-3-(6-(2-(2-methoxyphenyl)prop-1-en-1-yl)-4-((3-(trifluoromethyl)phenyl)sulfonyl)-3,4-dihydro-2H-benzo[b][1,4]-oxazin-2-yl)propanoic acid	562 (M+H) ⁺
86AJ		(S,E)-methyl 3-(6-(2-(2-methoxyphenyl)prop-1-en-1-yl)-4-((3-(trifluoromethyl)phenyl)sulfonyl)-3,4-dihydro-2H-benzo[b][1,4]-oxazin-2-yl)propanoate	576 (M+H) ⁺
86AK		(S,E)-3-(6-(2-(o-tolyl)prop-1-en-1-yl)-4-((3-(trifluoromethyl)phenyl)sulfonyl)-3,4-dihydro-2H-benzo[b][1,4]oxazin-2-yl)propanoic acid	546 (M+H) ⁺
86AL		(S,E)-methyl 3-(6-(2-(o-tolyl)prop-1-en-1-yl)-4-((3-(trifluoromethyl)phenyl)sulfonyl)-3,4-dihydro-2H-benzo[b][1,4]oxazin-2-yl)propanoate	560 (M+H) ⁺
86AM		(S,E)-3-(6-(2-(2-chloro-6-fluorophenyl)prop-1-en-1-yl)-4-((2-methyl-3-(trifluoromethyl)phenyl)sulfonyl)-3,4-dihydro-2H-benzo[b][1,4]oxazin-2-yl)propanoic acid	598 (M+H) ⁺

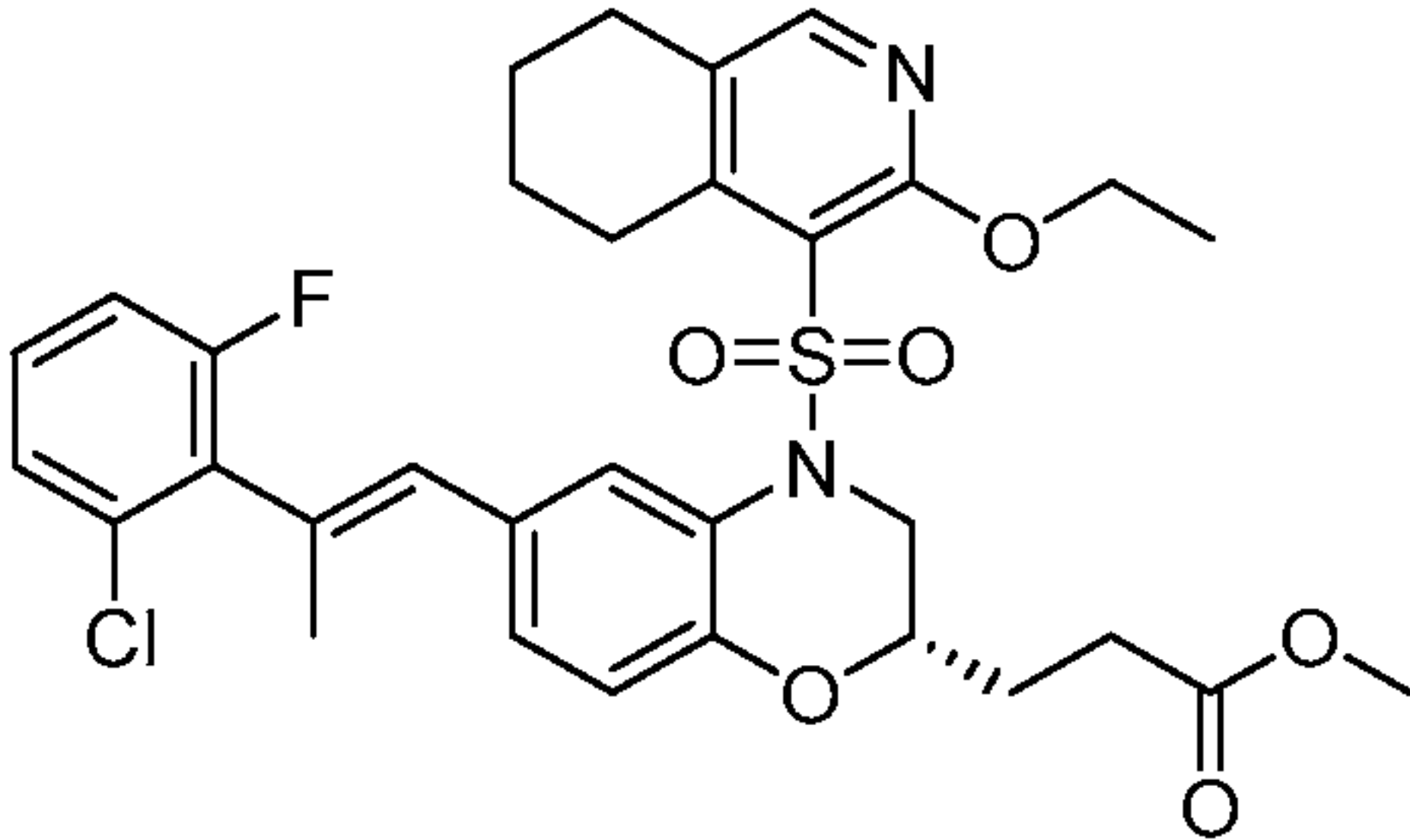
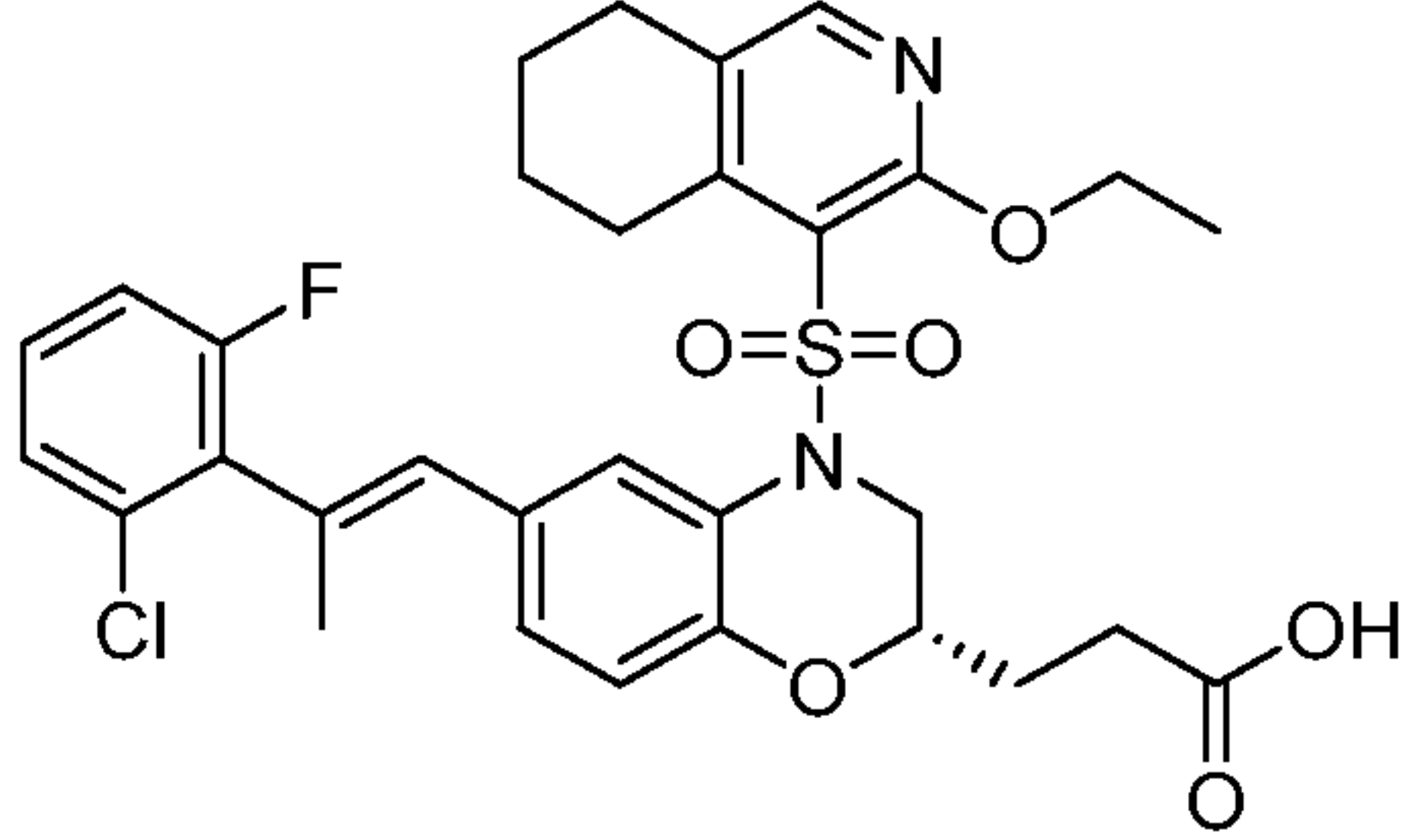
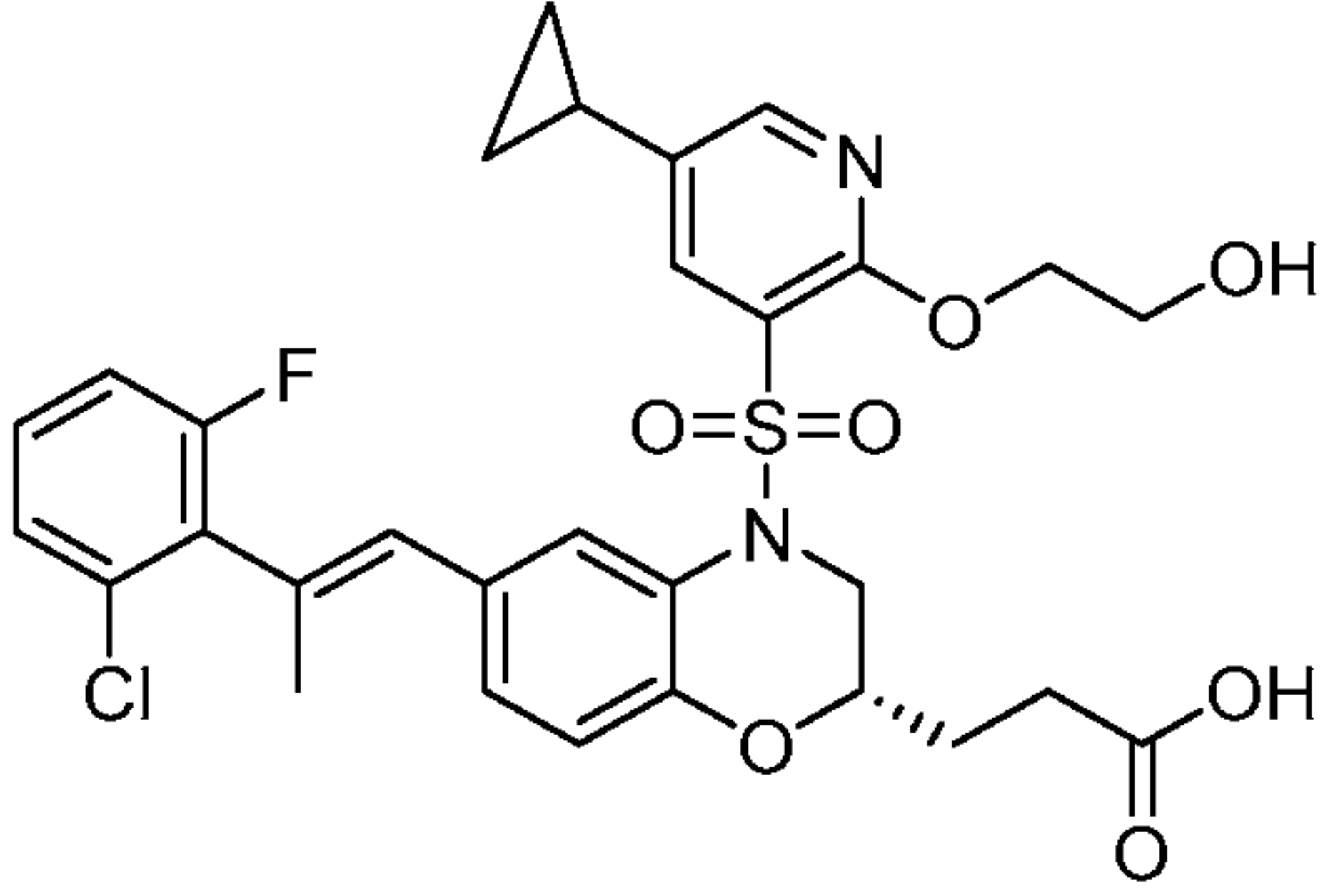
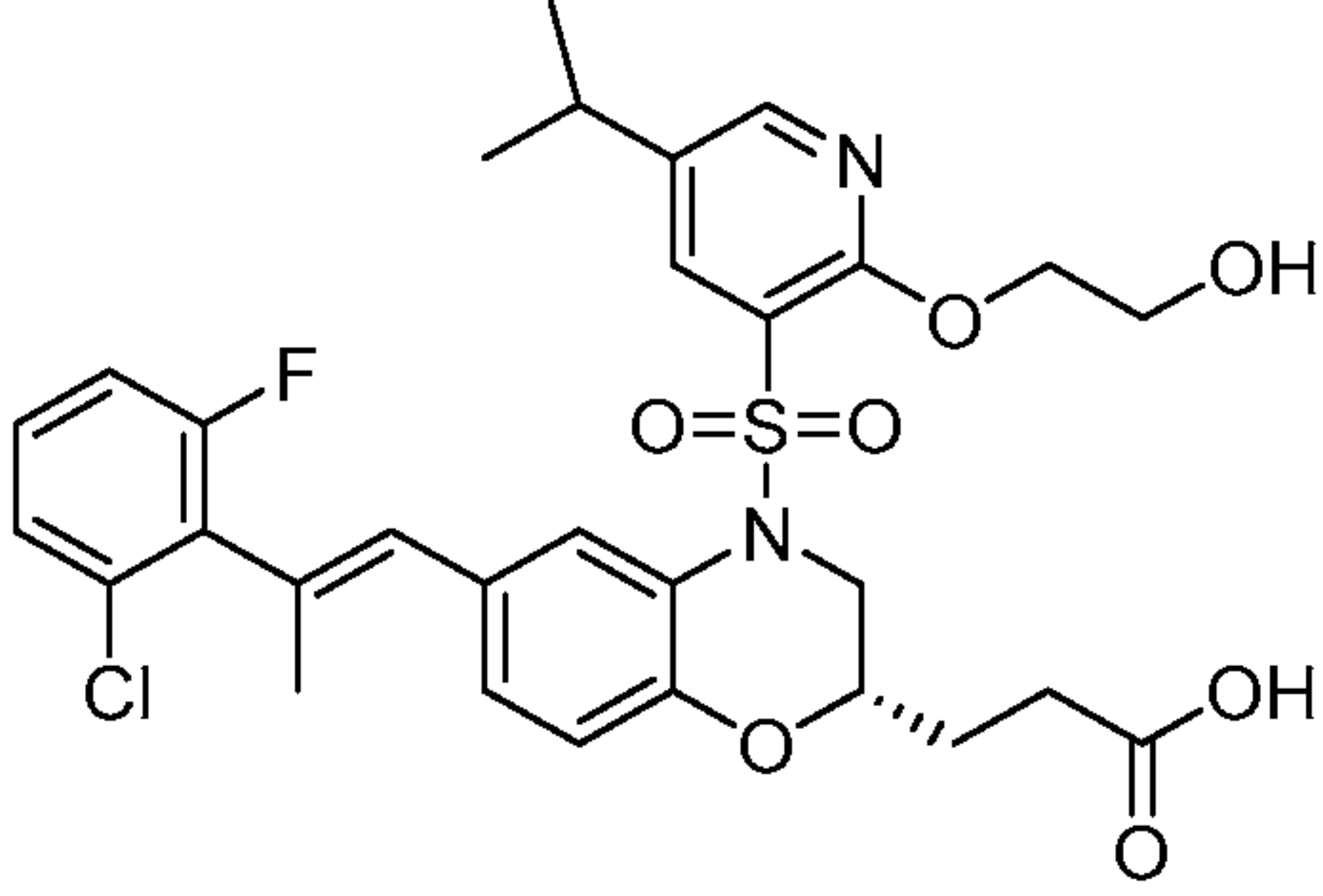
- 276 -

No.	Structure	Name	Observed m/z
86AN		(S,E)-methyl 3-(6-(2-(2-chloro-6-fluorophenyl)prop-1-en-1-yl)-4-((2-methyl-3-(trifluoromethyl)phenyl)sulfonyl)-3,4-dihydro-2H-benzo[b][1,4]oxazin-2-yl)propanoate	612 (M+H) ⁺
86AO		(S,E)-3-(6-(2-(2-chloro-6-fluorophenyl)prop-1-en-1-yl)-4-((4-methyl-3-(trifluoromethyl)phenyl)sulfonyl)-3,4-dihydro-2H-benzo[b][1,4]oxazin-2-yl)propanoic acid	598 (M+H) ⁺
86AP		(S,E)-methyl 3-(6-(2-(2-chloro-6-fluorophenyl)prop-1-en-1-yl)-4-((2-methyl-3-(trifluoromethyl)phenyl)sulfonyl)-3,4-dihydro-2H-benzo[b][1,4]oxazin-2-yl)propanoate	612 (M+H) ⁺
86AQ		(S,E)-3-(6-(2-(2-chloro-6-fluorophenyl)prop-1-en-1-yl)-4-((3-fluoro-5-(trifluoromethyl)phenyl)sulfonyl)-3,4-dihydro-2H-benzo[b][1,4]oxazin-2-yl)propanoic acid	602 (M+H) ⁺
86AR		(S,E)-methyl 3-(6-(2-(2-chloro-6-fluorophenyl)prop-1-en-1-yl)-4-((3-fluoro-5-(trifluoromethyl)phenyl)sulfonyl)-3,4-dihydro-2H-benzo[b][1,4]oxazin-2-yl)propanoate	616 (M+H) ⁺

- 277 -

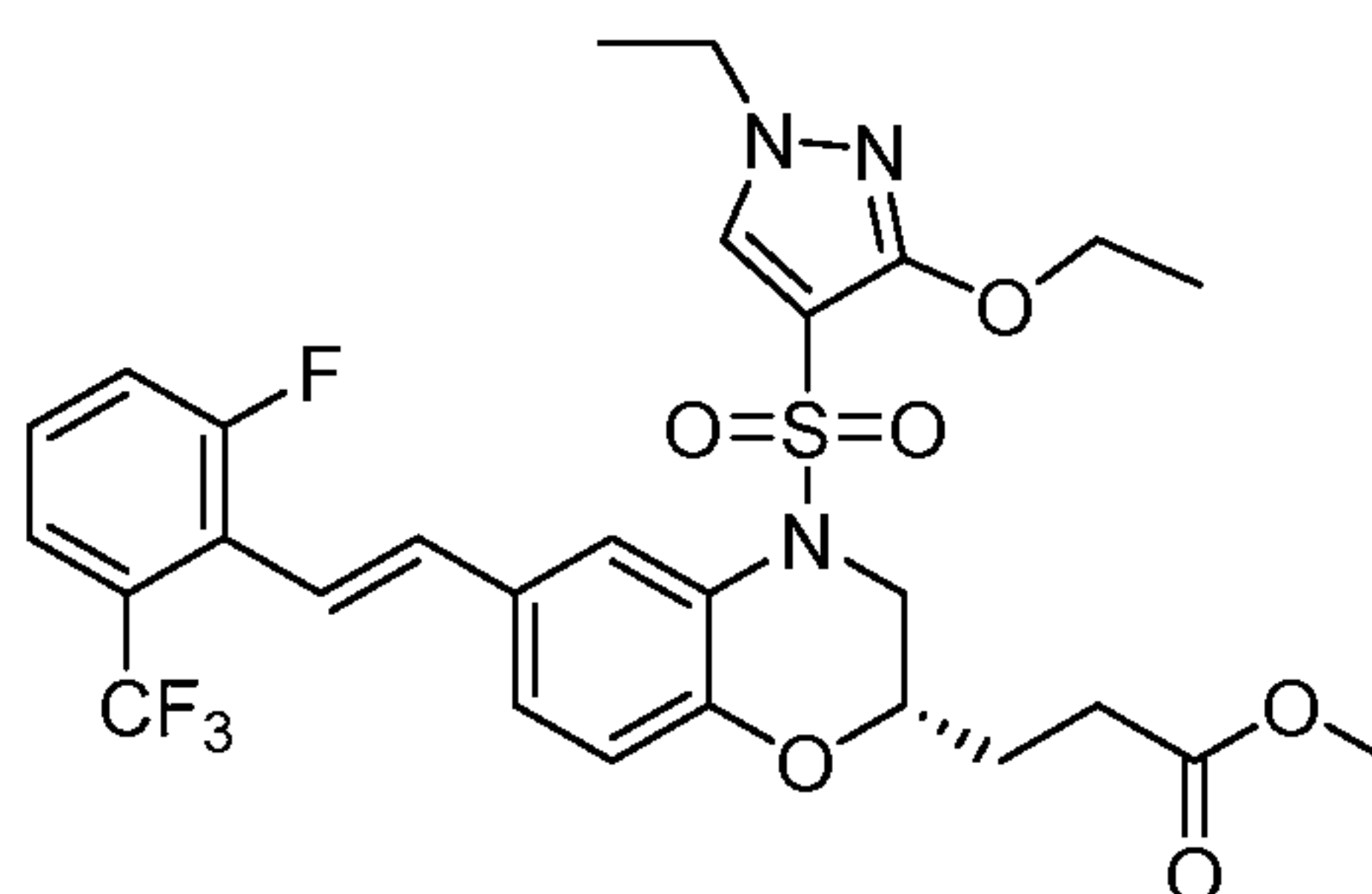
No.	Structure	Name	Observed m/z
86AS		(S,E)-3-(6-(2-(2-chloro-6-fluorophenyl)prop-1-en-1-yl)-4-((3-(difluoromethoxy)-4-fluorophenyl)sulfonyl)-3,4-dihydro-2H-benzo[b][1,4]oxazin-2-yl)propanoic acid	600 (M+H) ⁺
86AT		(S,E)-methyl 3-(6-(2-(2-chloro-6-fluorophenyl)prop-1-en-1-yl)-4-((3-(difluoromethoxy)-4-fluorophenyl)sulfonyl)-3,4-dihydro-2H-benzo[b][1,4]oxazin-2-yl)propanoate	614 (M+H) ⁺
86AU		(S,E)-3-(6-(2-(2-chloro-6-fluorophenyl)prop-1-en-1-yl)-4-((4-fluoro-3-methoxyphenyl)sulfonyl)-3,4-dihydro-2H-benzo[b][1,4]oxazin-2-yl)propanoic acid	564 (M+H) ⁺
86AV		methyl (S,E)-3-(6-(2-(2-chloro-6-fluorophenyl)prop-1-en-1-yl)-4-((4-fluoro-3-methoxyphenyl)sulfonyl)-3,4-dihydro-2H-benzo[b][1,4]oxazin-2-yl)propanoate	578 (M+H) ⁺

No.	Structure	Name	Observed m/z
86AW		(S,E)-3-(6-(2-(2-chloro-6-(trifluoromethyl)phenyl)prop-1-en-1-yl)-4-((3-ethoxy-1-ethyl-1H-pyrazol-4-yl)sulfonyl)-3,4-dihydro-2H-benzo[b][1,4]oxazin-2-yl)propanoic acid	628 (M+H) ⁺
86AX		methyl (S,E)-3-(6-(2-(2-chloro-6-(trifluoromethyl)phenyl)prop-1-en-1-yl)-4-((3-ethoxy-1-ethyl-1H-pyrazol-4-yl)sulfonyl)-3,4-dihydro-2H-benzo[b][1,4]oxazin-2-yl)propanoate	642 (M+H) ⁺
86AY		(S,E)-3-(6-(2-(2-chloro-6-fluorophenyl)prop-1-en-1-yl)-4-((3-(2-hydroxyethoxy)-1-isopropyl-1H-pyrazol-4-yl)sulfonyl)-3,4-dihydro-2H-benzo[b][1,4]oxazin-2-yl)propanoic acid	608 (M+H) ⁺
86AZ		(S,E)-3-(6-(2-(2-chloro-6-fluorophenyl)prop-1-en-1-yl)-4-((1-(2,2-difluoroethyl)-3-(2-hydroxyethoxy)-1H-pyrazol-4-yl)sulfonyl)-3,4-dihydro-2H-benzo[b][1,4]oxazin-2-yl)propanoic acid	630 (M+H) ⁺

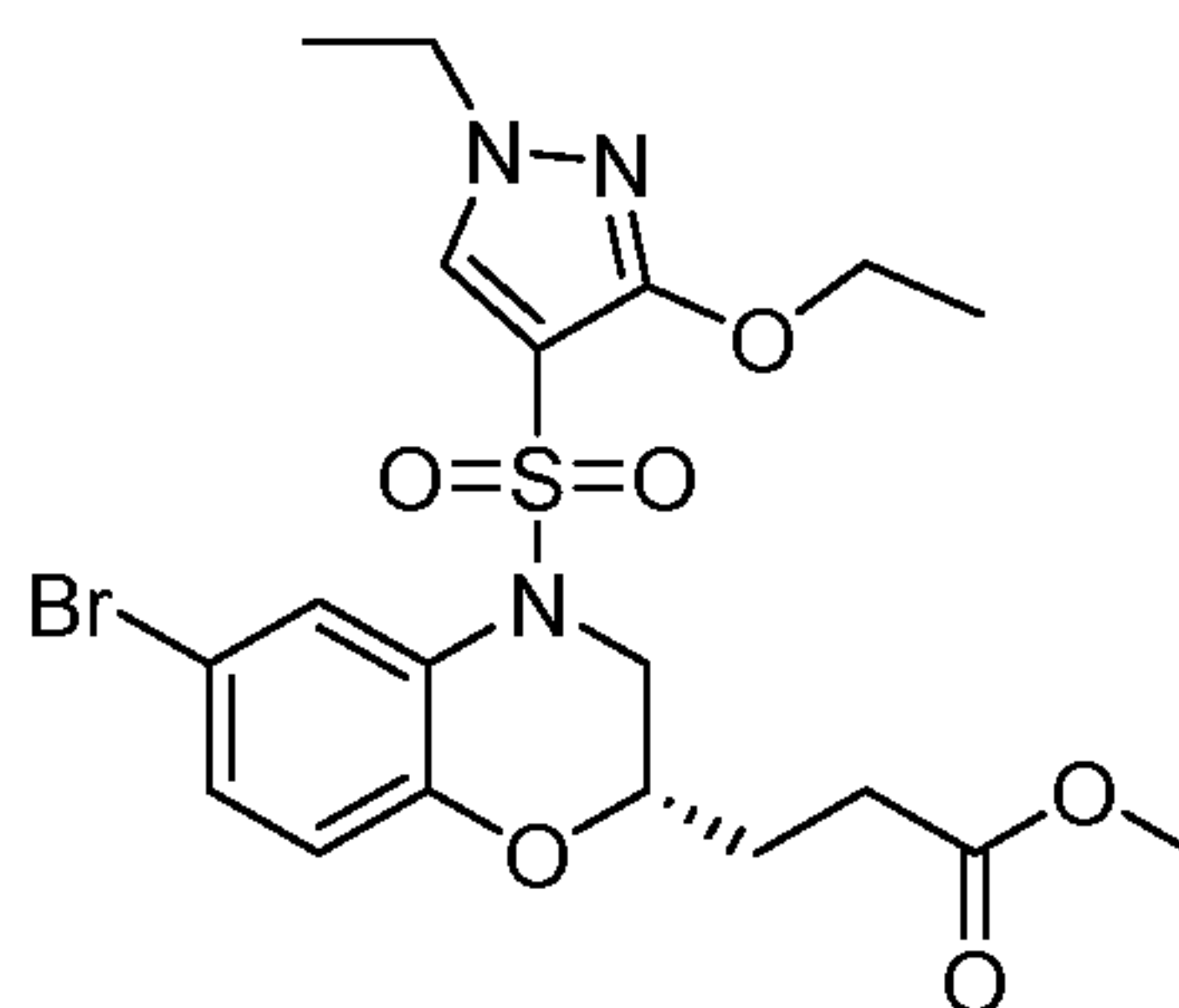
No.	Structure	Name	Observed m/z
86BA		methyl (<i>S,E</i>)-3-(6-(2-(2-chloro-6-fluorophenyl)prop-1-en-1-yl)-4-((3-ethoxy-5,6,7,8-tetrahydroisoquinolin-4-yl)sulfonyl)-3,4-dihydro-2 <i>H</i> -benzo[<i>b</i>][1,4]oxazin-2-yl)propanoate	629 (M+H) ⁺
86BB		(<i>S,E</i>)-3-(6-(2-(2-chloro-6-fluorophenyl)prop-1-en-1-yl)-4-((3-ethoxy-5,6,7,8-tetrahydroisoquinolin-4-yl)sulfonyl)-3,4-dihydro-2 <i>H</i> -benzo[<i>b</i>][1,4]oxazin-2-yl)propanoic acid	615 (M+H) ⁺
86BC		(<i>S,E</i>)-3-(6-(2-(2-chloro-6-fluorophenyl)prop-1-en-1-yl)-4-((5-cyclopropyl-2-(2-hydroxyethoxy)pyridin-3-yl)sulfonyl)-3,4-dihydro-2 <i>H</i> -benzo[<i>b</i>][1,4]oxazin-2-yl)propanoic acid	617 (M+H) ⁺
86BD		(<i>S,E</i>)-3-(6-(2-(2-chloro-6-fluorophenyl)prop-1-en-1-yl)-4-((2-(2-hydroxyethoxy)-5-isopropylpyridin-3-yl)sulfonyl)-3,4-dihydro-2 <i>H</i> -benzo[<i>b</i>][1,4]oxazin-2-yl)propanoic acid	619 (M+H) ⁺

- 280 -

EXAMPLE 87 – Synthesis of Methyl (*S,E*)-3-(4-((3-ethoxy-1-ethyl-1*H*-pyrazol-4-yl)sulfonyl)-6-(2-fluoro-6-(trifluoromethyl)styryl)-3,4-dihydro-2*H*-benzo[*b*][1,4]oxazin-2-yl)propanoate



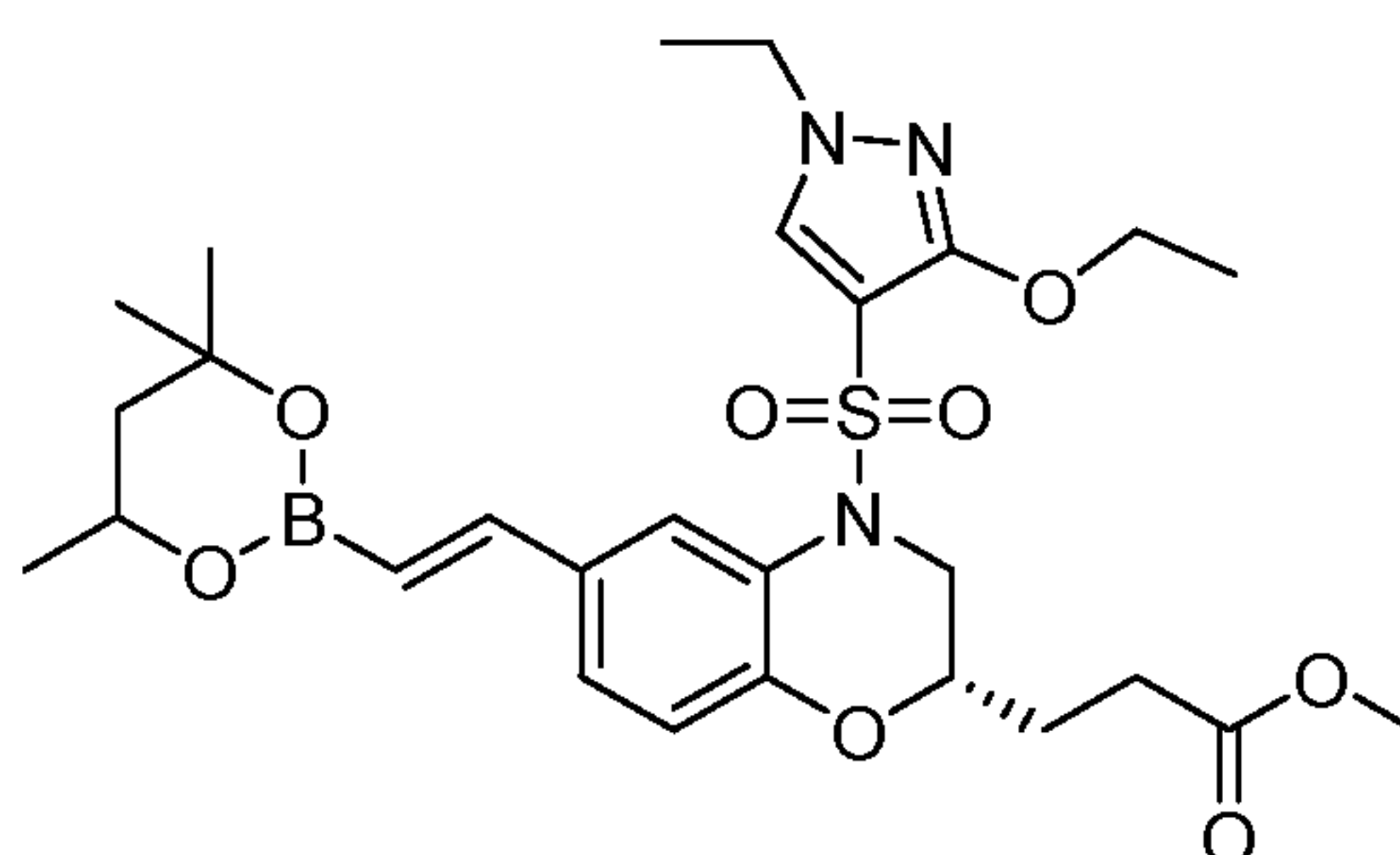
5 **Part I – Synthesis of Methyl (*S*)-3-(6-bromo-4-((3-ethoxy-1-ethyl-1*H*-pyrazol-4-yl)sulfonyl)-3,4-dihydro-2*H*-benzo[*b*][1,4]oxazin-2-yl)propanoate**



[000535] A solution of methyl (*S*)-3-(6-bromo-3,4-dihydro-2*H*-benzo[*b*][1,4]oxazin-2-yl)propanoate (3.35 g, 11.09 mmol), 3-ethoxy-1-ethyl-1*H*-pyrazole-4-sulfonyl chloride (4.0 g, 16.76 mmol), and pyridine (45 mL) was stirred overnight at room temperature. The pH value of the solution was adjusted to 3-4 with 2 M HCl. The mixture was extracted three times with ethyl acetate. The combined organic layers were dried (Na₂SO₄) and concentrated. The resulting residue was purified by MPLC eluting with a gradient of 10-20% ethyl acetate in petroleum ether to afford methyl (*S*)-3-(6-bromo-4-((3-ethoxy-1-ethyl-1*H*-pyrazol-4-yl)sulfonyl)-3,4-dihydro-2*H*-benzo[*b*][1,4]oxazin-2-yl)propanoate (5.11 g, 91%) as a yellow oil.

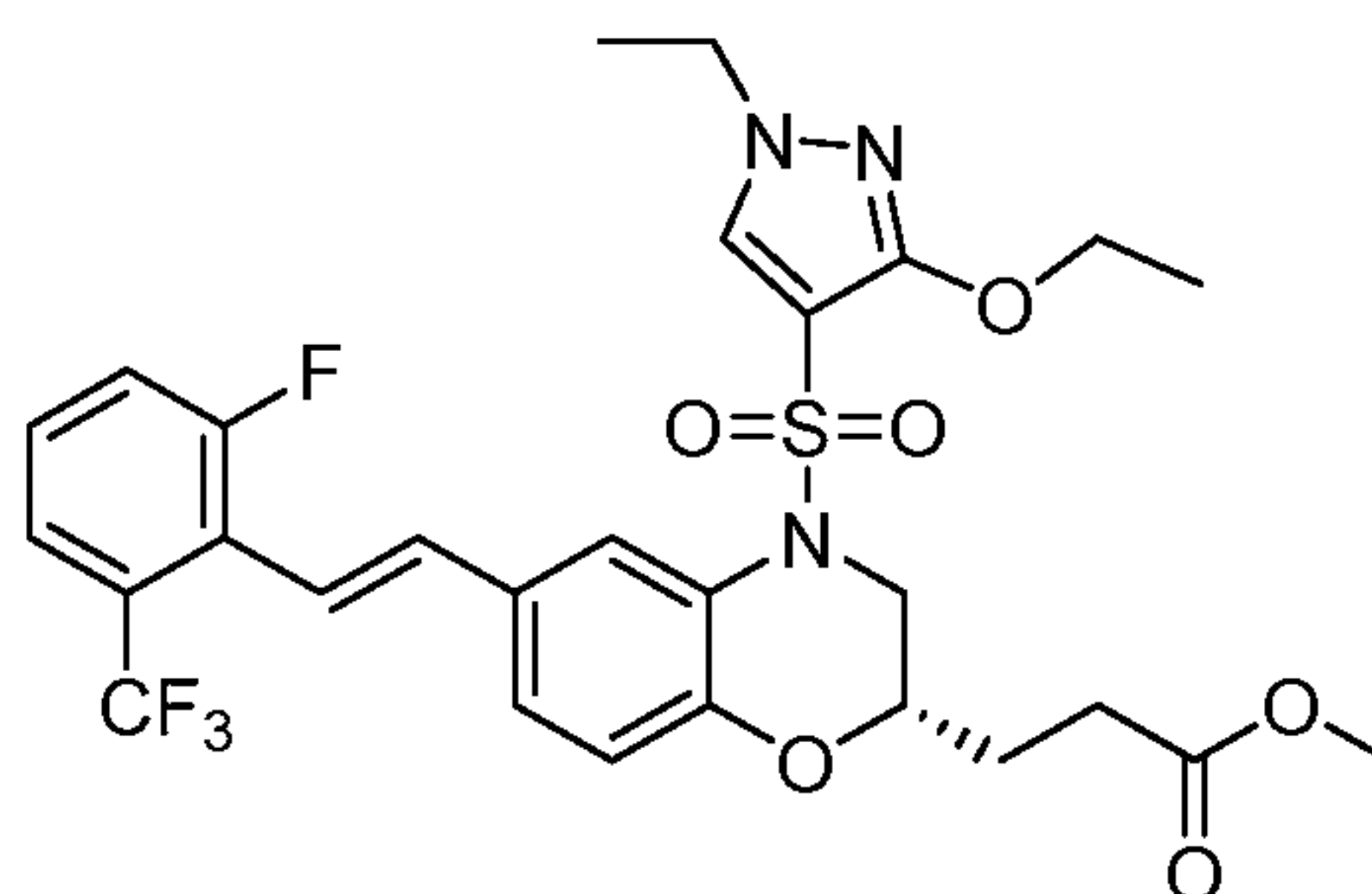
- 281 -

Part II – Synthesis of Methyl 3-((2*S*)-4-((3-ethoxy-1-ethyl-1*H*-pyrazol-4-yl)sulfonyl)-6-((*E*)-2-(4,4,6-trimethyl-1,3,2-dioxaborinan-2-yl)vinyl)-3,4-dihydro-2*H*-benzo[*b*][1,4]oxazin-2-yl)propanoate



- 5 **[000536]** A mixture of methyl (*S*)-3-(6-bromo-4-((3-ethoxy-1-ethyl-1*H*-pyrazol-4-yl)sulfonyl)-3,4-dihydro-2*H*-benzo[*b*][1,4]oxazin-2-yl)propanoate (500 mg, 1.00 mmol), 4,4,6-trimethyl-2-vinyl-1,3,2-dioxaborinane (184.8 mg, 1.20 mmol), bis(*tri-tert*-butylphosphine)palladium(0) (51.1 mg, 0.10 mmol), triethylamine (8 mL), and toluene (15 mL) was stirred for 24 hours at 80 °C. The pH value of the solution was adjusted to 3-4 with 2 M
- 10 HCl. The resulting solution was extracted three times with ethyl acetate. The combined organic layers were washed with brine, dried (Na₂SO₄) and concentrated. The resulting residue was purified via MPLC eluting with a gradient of 10-20% ethyl acetate in petroleum ether to afford methyl 3-((2*S*)-4-((3-ethoxy-1-ethyl-1*H*-pyrazol-4-yl)sulfonyl)-6-((*E*)-2-(4,4,6-trimethyl-1,3,2-dioxaborinan-2-yl)vinyl)-3,4-dihydro-2*H*-benzo[*b*][1,4]oxazin-2-yl)propanoate
- 15 (480 mg, 84%) as a yellow oil.

Part III – Synthesis of Methyl (*S,E*)-3-(4-((3-ethoxy-1-ethyl-1*H*-pyrazol-4-yl)sulfonyl)-6-(2-fluoro-6-(trifluoromethyl)styryl)-3,4-dihydro-2*H*-benzo[*b*][1,4]oxazin-2-yl)propanoate

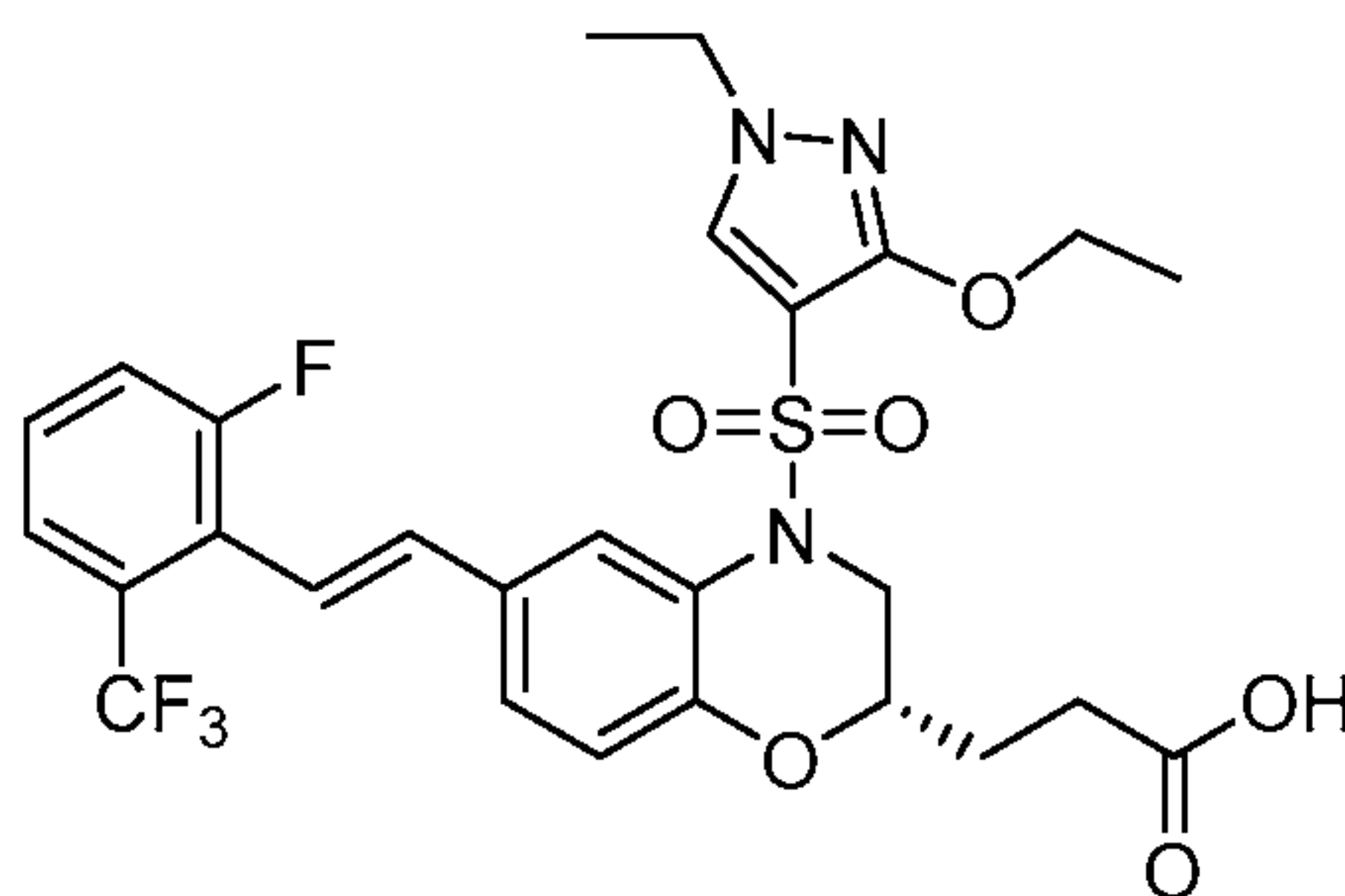


- 20 **[000537]** A mixture of methyl 3-((2*S*)-4-((3-ethoxy-1-ethyl-1*H*-pyrazol-4-yl)sulfonyl)-6-((*E*)-2-(4,4,6-trimethyl-1,3,2-dioxaborinan-2-yl)vinyl)-3,4-dihydro-2*H*-benzo[*b*][1,4]oxazin-2-yl)propanoate (303 mg, 0.53 mmol), 2-bromo-1-fluoro-3-(trifluoromethyl)benzene (192.1 mg,

- 282 -

0.79 mmol), ethanol (0.6 mL), water (2.2 mL), toluene (4.3 mL), sodium carbonate (458 mg, 4.32 mmol), and tetrakis(triphenyl-phosphine)palladium(0) (73.4 mg, 0.06 mmol) was stirred overnight at 95 °C. The mixture was diluted with water and was extracted three times with dichloromethane. The combined organic layers were dried (Na₂SO₄) and concentrated. The resulting residue was purified by MPLC eluting with a gradient of 33-66% ethyl acetate in petroleum ether to afford methyl (*S,E*)-3-(4-((3-ethoxy-1-ethyl-1*H*-pyrazol-4-yl)sulfonyl)-6-(2-fluoro-6-(trifluoromethyl)styryl)-3,4-dihydro-2*H*-benzo[*b*][1,4]oxazin-2-yl)propanoate as a white solid. ¹H-NMR (400 MHz, CDCl₃) δ 1.30 (t, *J* = 7.2 Hz, 3H), 1.39 (t, *J* = 7.2 Hz, 3H), 1.95-2.01 (m, 2H), 2.54-2.59 (m, 2H), 3.32 (dd, *J* = 9.2 Hz, 14.0 Hz, 1H), 3.71 (s, 3H), 3.94 (q, *J* = 7.2 Hz, 2H), 4.02-4.08 (m, 1H), 4.18-4.23 (m, 2H), 4.38 (dd, *J* = 2.4 Hz, 14.0 Hz, 1H), 6.85 (d, *J* = 8.4 Hz, 1H), 6.92-7.00 (m, 1H), 7.16-7.21 (m, 2H), 7.28-7.31 (m, 2H), 7.48-7.50 (m, 1H), 7.64 (s, 1H), 7.87 (s, 1H). (ES, *m/z*): (M+H)⁺ 612.

EXAMPLE 88 – Synthesis of (*S,E*)-3-(4-((3-Ethoxy-1-ethyl-1*H*-pyrazol-4-yl)sulfonyl)-6-(2-fluoro-6-(trifluoromethyl)styryl)-3,4-dihydro-2*H*-benzo[*b*][1,4]oxazin-2-yl)propanoic acid



15

[000538] Based on the procedure in Example 42, (*S,E*)-3-(4-((3-ethoxy-1-ethyl-1*H*-pyrazol-4-yl)sulfonyl)-6-(2-fluoro-6-(trifluoromethyl)styryl)-3,4-dihydro-2*H*-benzo[*b*][1,4]oxazin-2-yl)propanoic acid was prepared. ¹H-NMR (300 MHz, CD₃OD) δ 1.31 (t, *J* = 7.2 Hz, 3H), 1.38 (t, *J* = 7.2 Hz, 3H), 1.93-2.06 (m, 2H), 2.61-2.67 (m, 2H), 3.34 (dd, *J* = 9.0 Hz, 13.8 Hz, 1H), 3.34 (q, *J* = 7.2 Hz, 2H), 4.07-4.12 (m, 1H), 4.21 (q, *J* = 6.9 Hz, 2H), 4.39 (dd, *J* = 2.1 Hz, 13.8 Hz, 1H), 6.86 (d, *J* = 8.4 Hz, 1H), 6.97 (dd, *J* = 2.1 Hz, 16.8 Hz, 1H), 7.16-7.22 (m, 2H), 7.27-7.34 (m, 2H), 7.48-7.51 (m, 1H), 7.64 (s, 1H), 7.87 (d, *J* = 1.8 Hz, 1H). (ES, *m/z*): (M+H)⁺ 598.

20

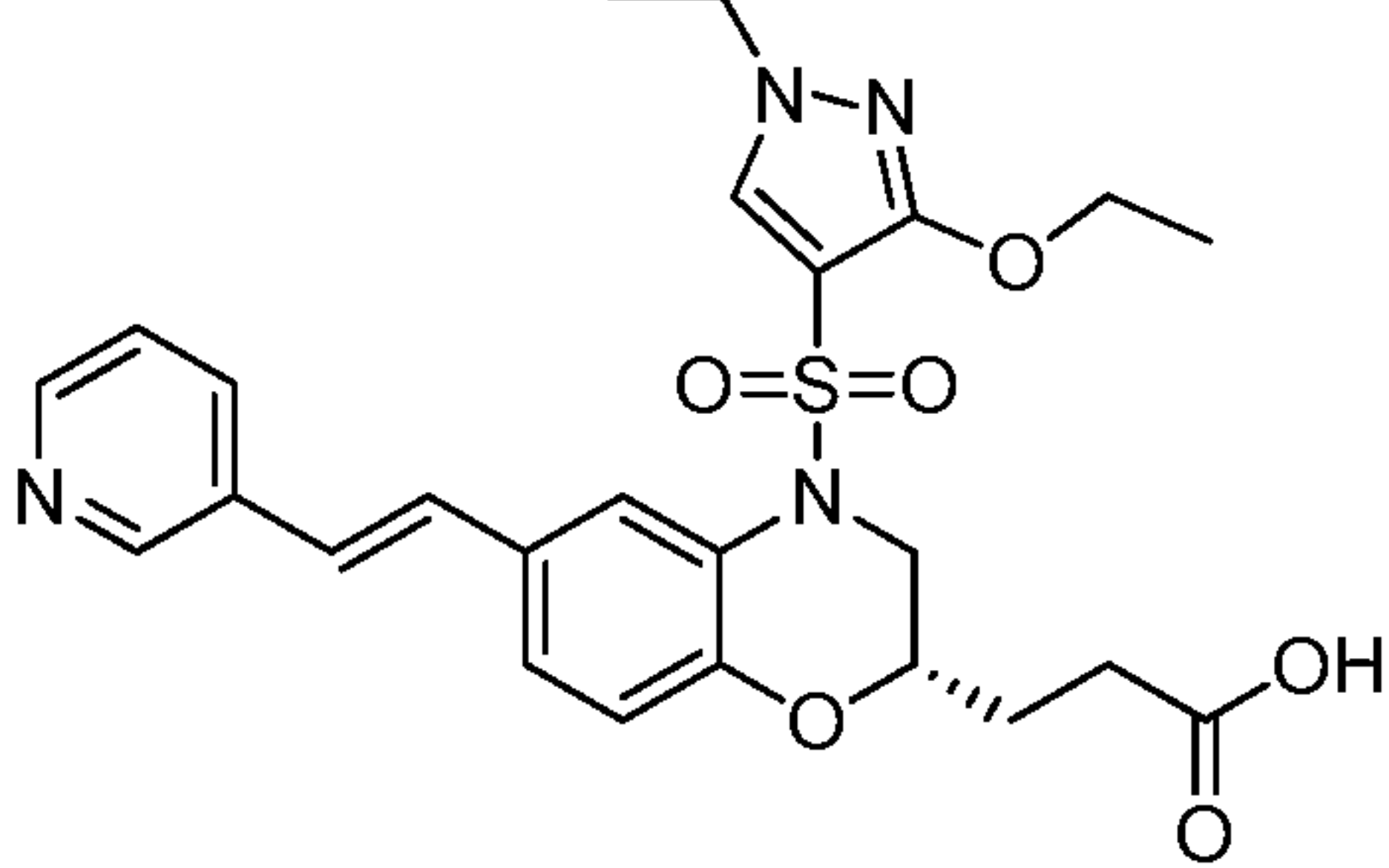
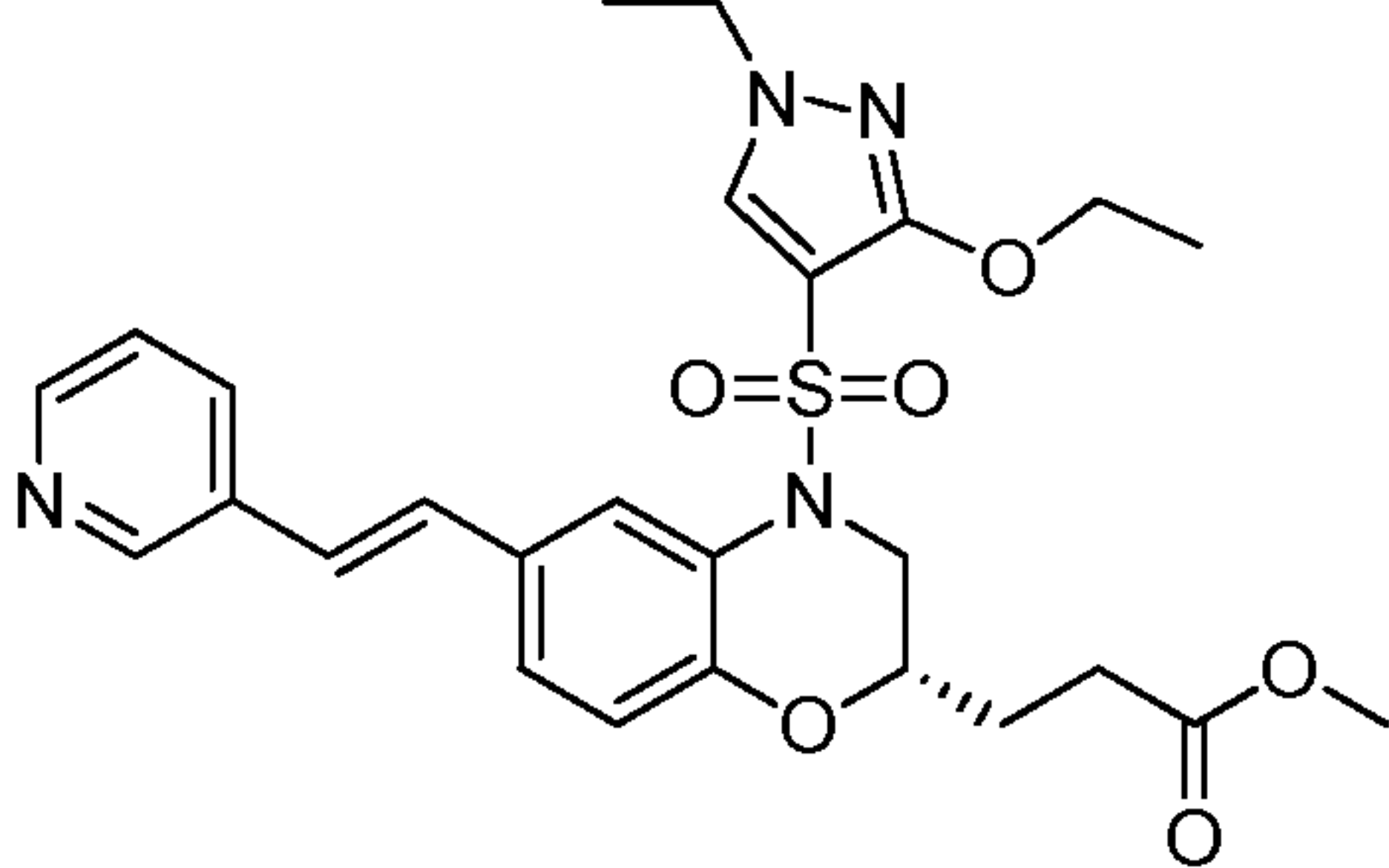
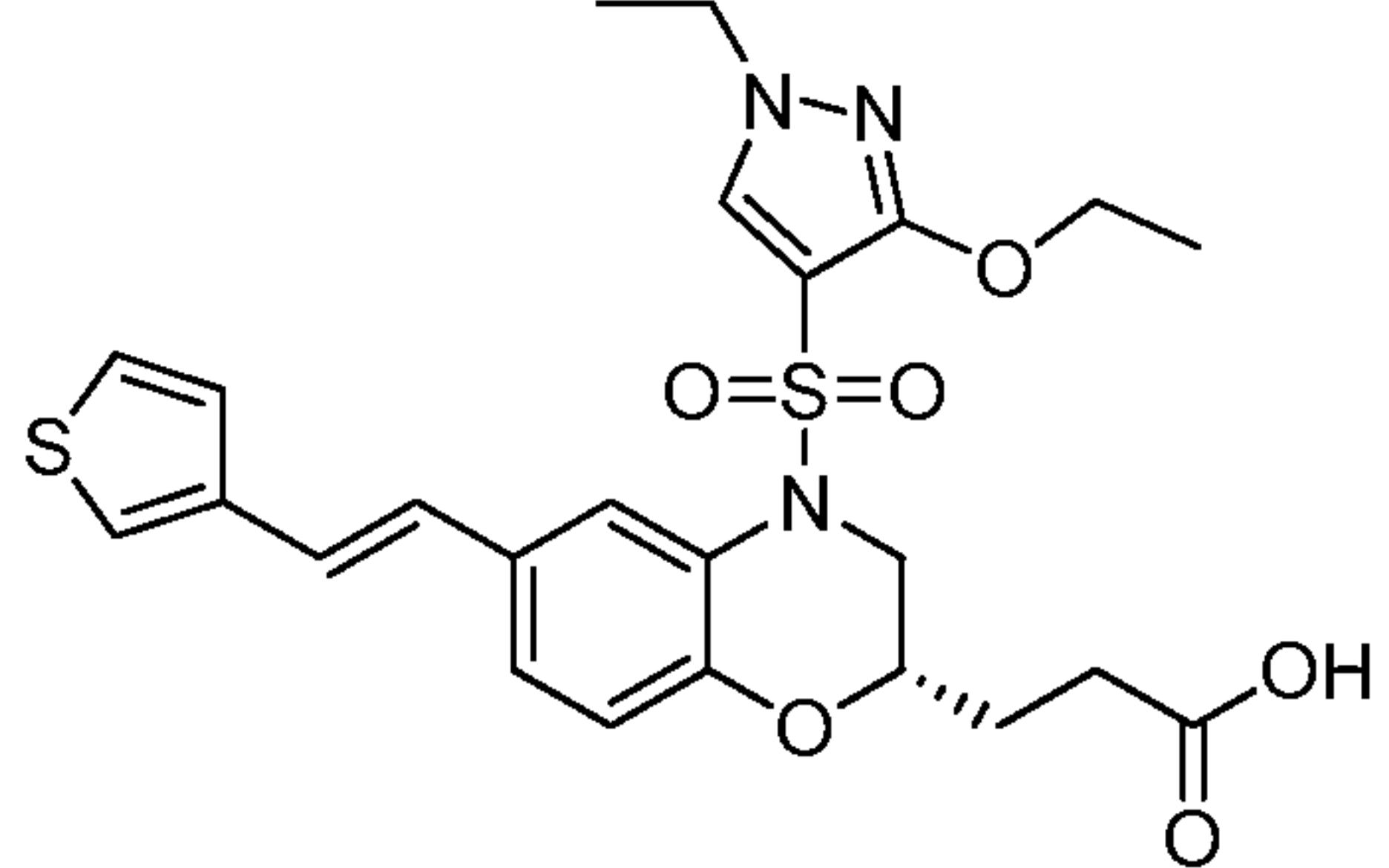
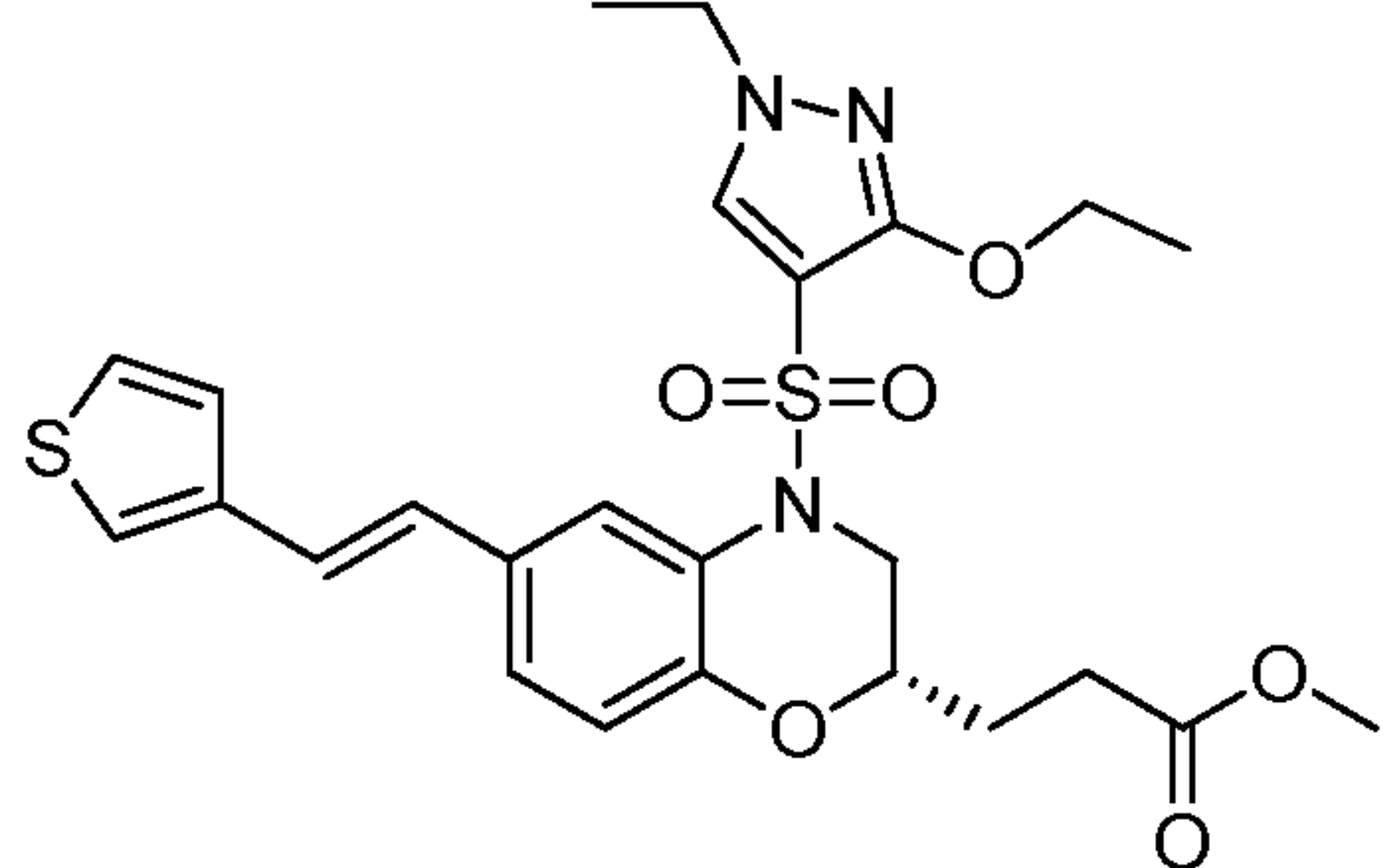
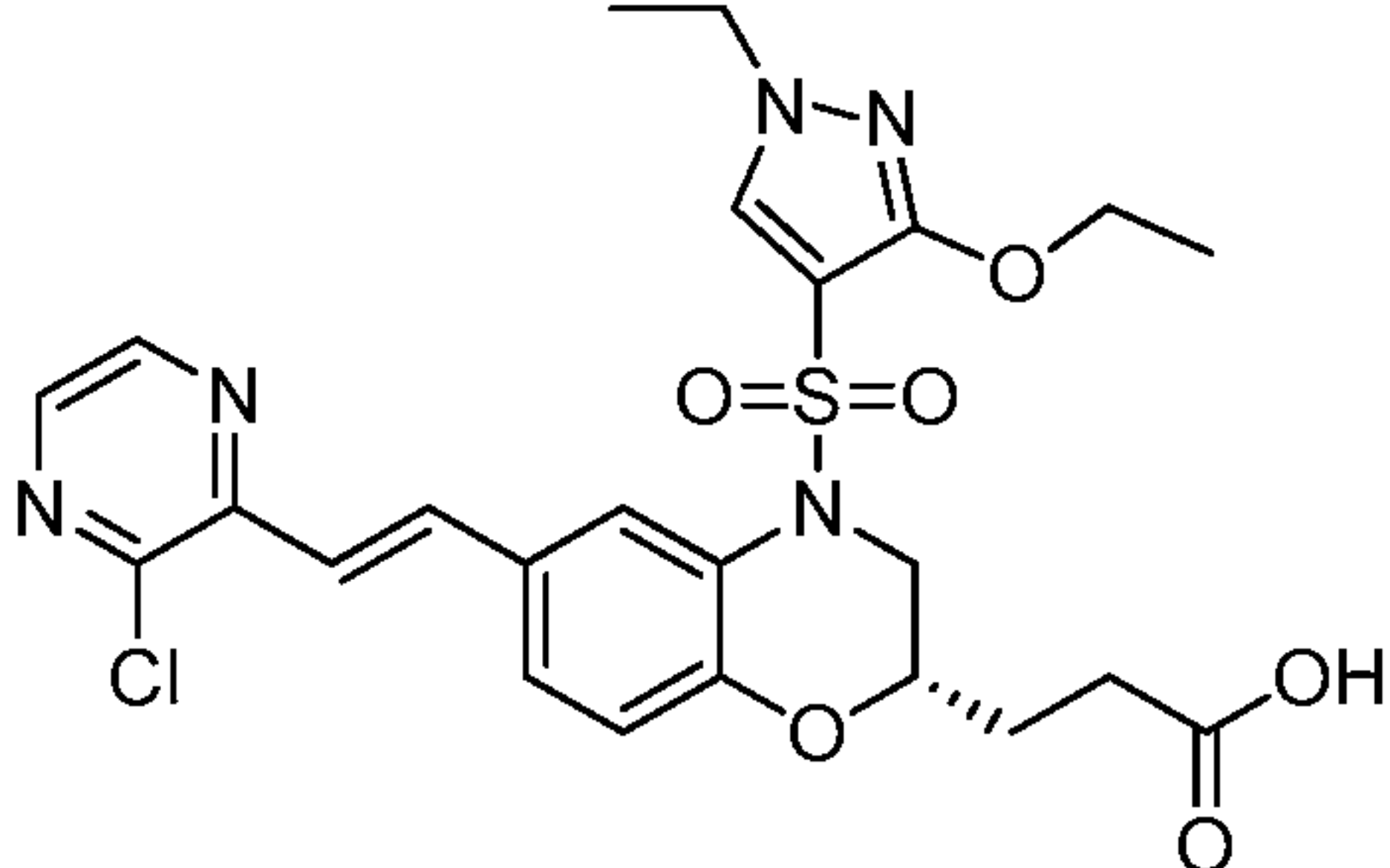
EXAMPLE 89 – Preparation of Additional Substituted (*S,E*)-3-(6-(Aryl or heteroaryl)-4-(aryl or heteroaryl)sulfonyl)-3,4-dihydro-2*H*-benzo[*b*][1,4]oxazin-2-yl)propanoates and Propionic Acids

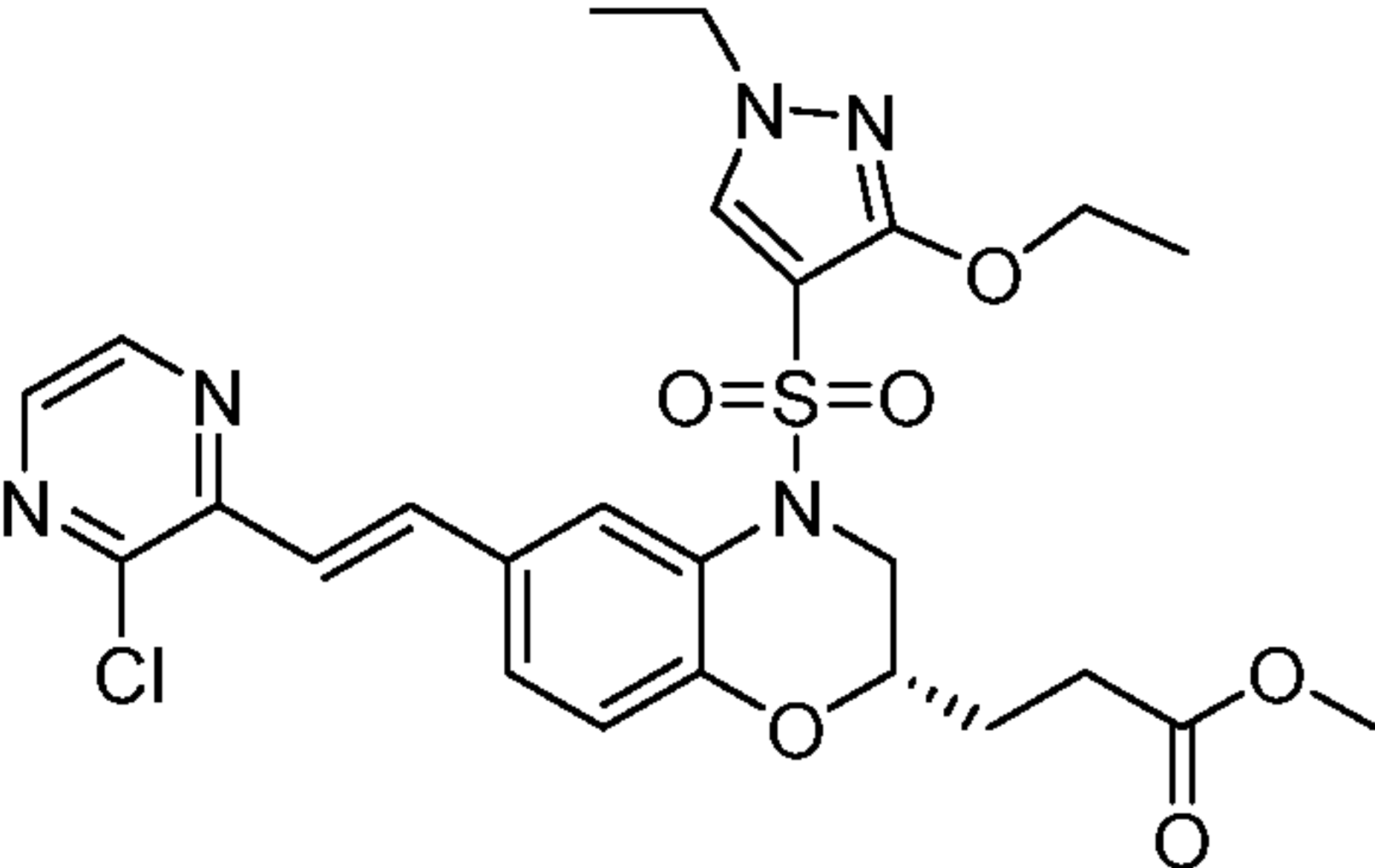
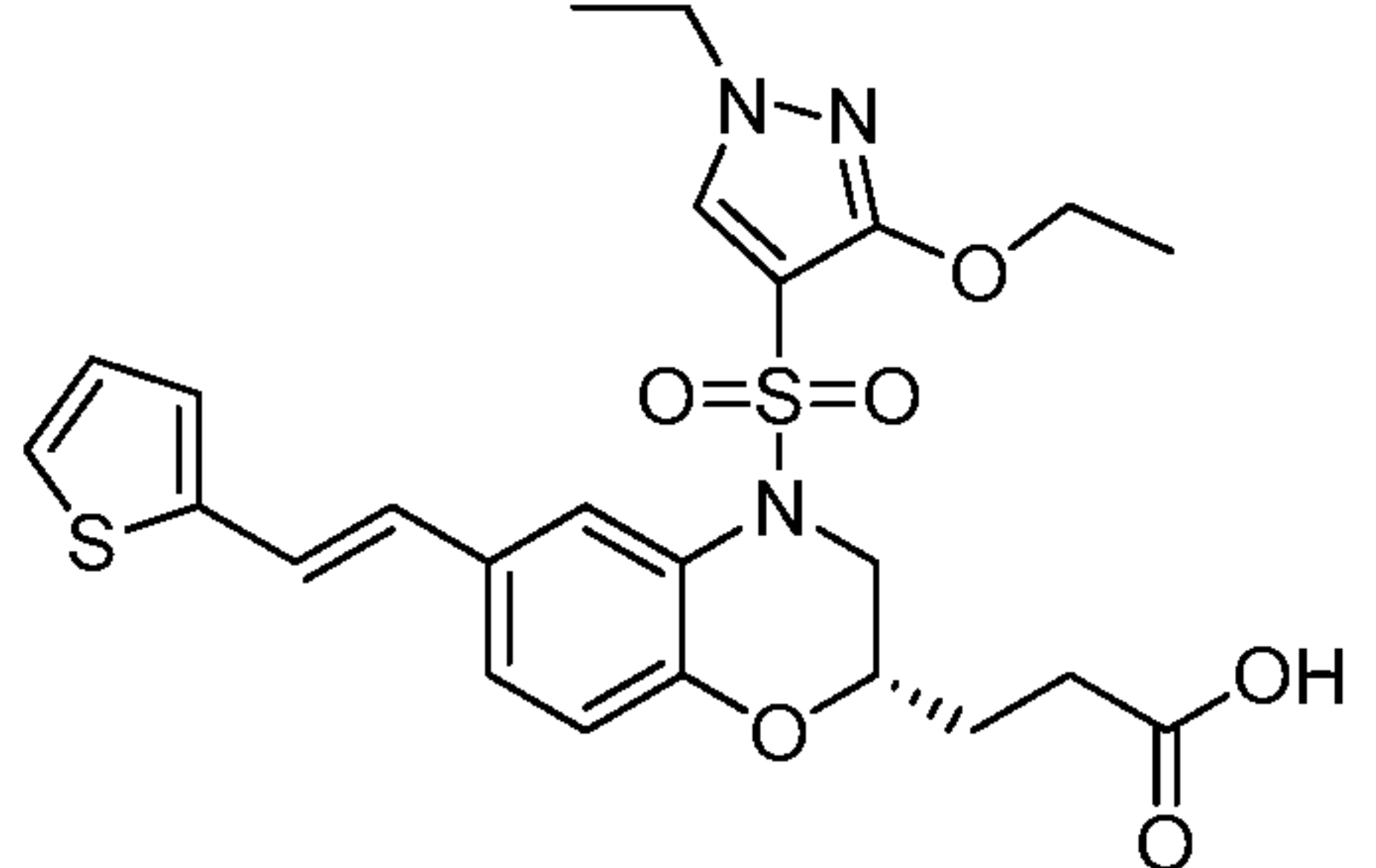
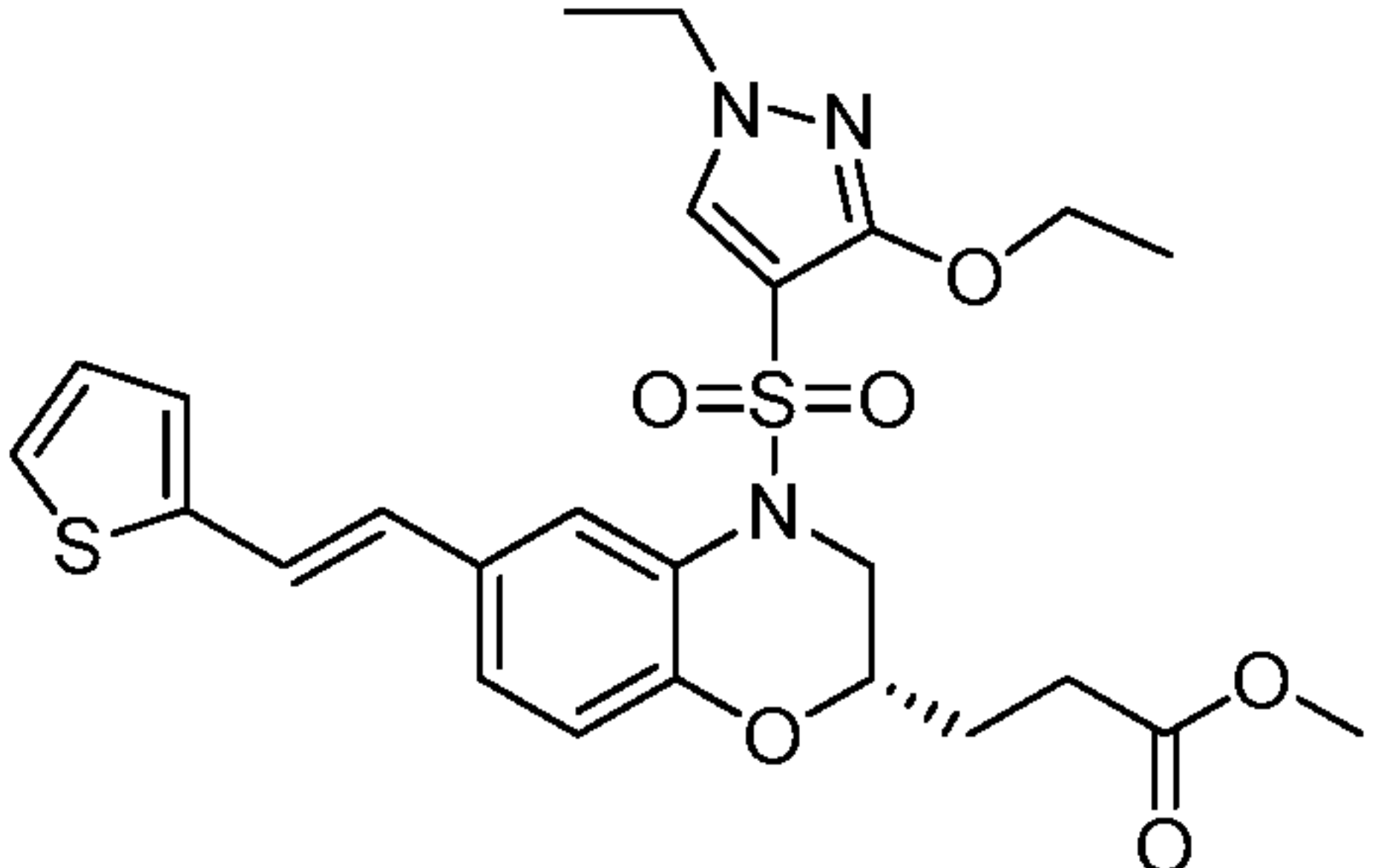
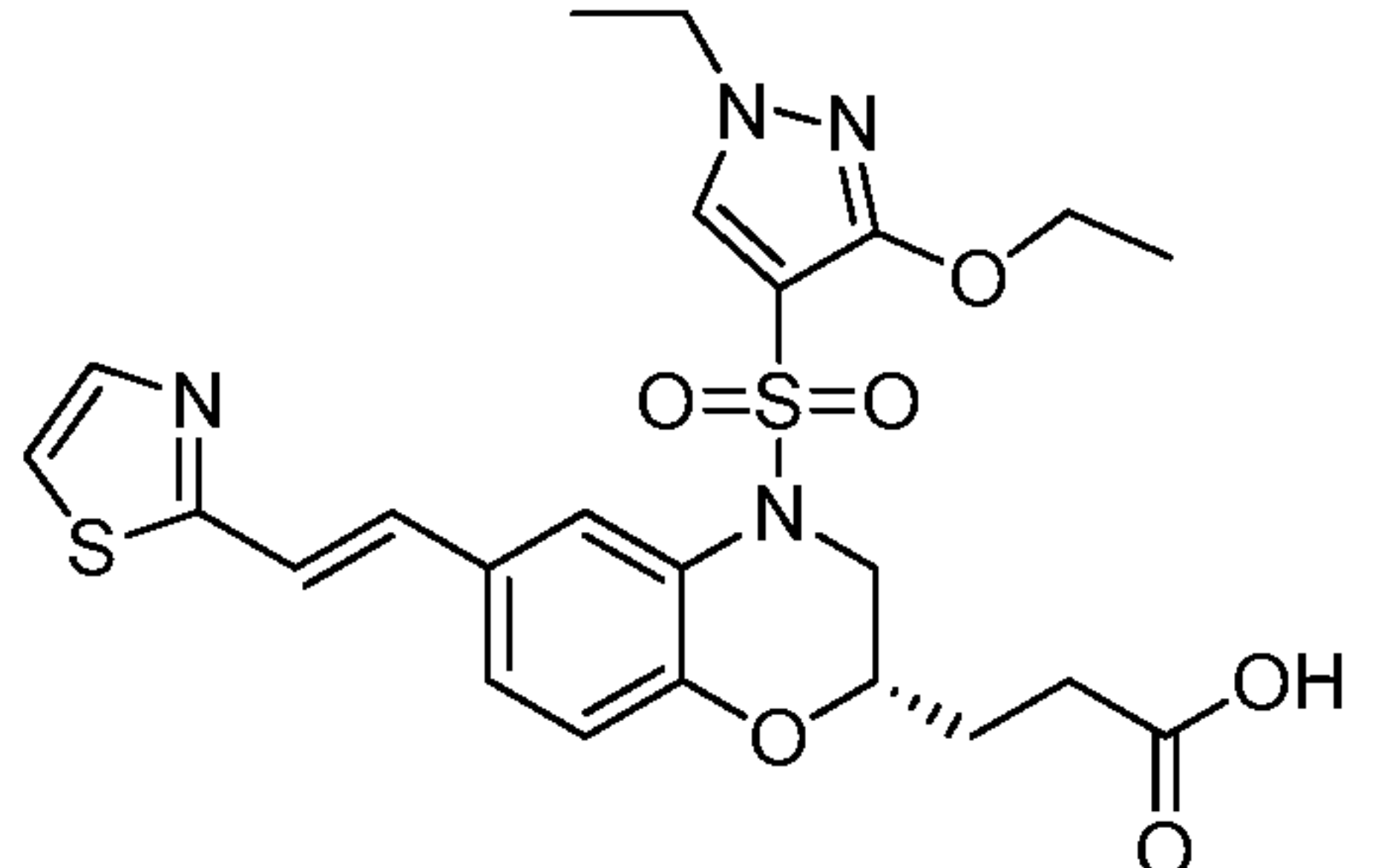
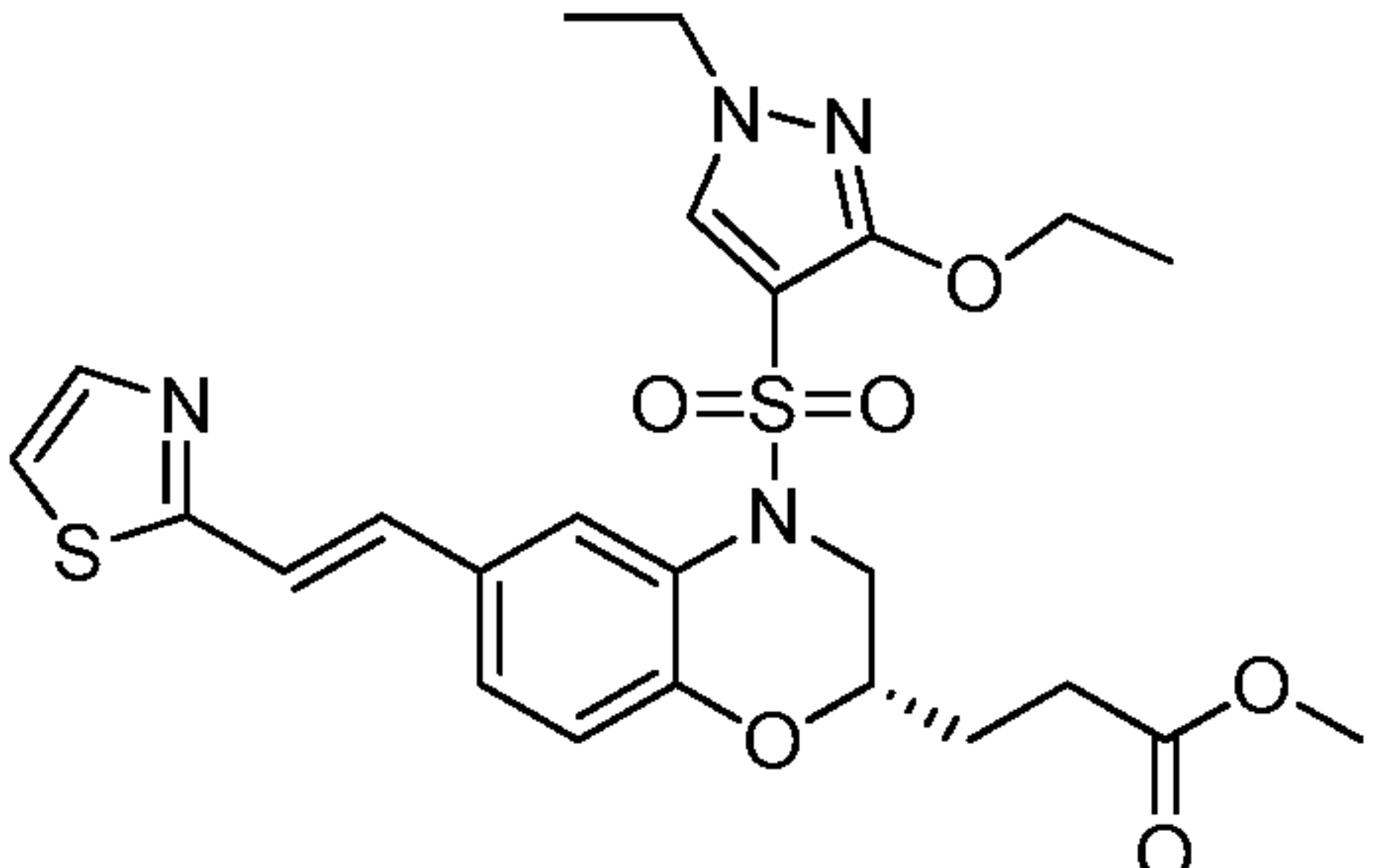
[000539] Compounds in Table 11 were prepared based on experimental procedures described in Examples 30 and 87 and the detailed description.

TABLE 11

No.	Structure	Name	Observed m/z
89A		(<i>S,E</i>)-3-(6-(2-chloro-6-fluorostyryl)-4-((3-(difluoromethoxy)phenyl)sulfonyl)-3,4-dihydro-2 <i>H</i> -benzo[<i>b</i>][1,4]oxazin-2-yl)propanoic acid	568 (M+H) ⁺
89B		(<i>S,E</i>)-methyl 3-(6-(2-chloro-6-fluorostyryl)-4-((3-(difluoromethoxy)phenyl)sulfonyl)-3,4-dihydro-2 <i>H</i> -benzo[<i>b</i>][1,4]oxazin-2-yl)propanoate	582 (M+H) ⁺
89C		(<i>S,E</i>)-3-(4-((3-(difluoromethoxy)phenyl)sulfonyl)-6-(2-(pyridin-2-yl)vinyl)-3,4-dihydro-2 <i>H</i> -benzo[<i>b</i>][1,4]oxazin-2-yl)propanoic acid	517 (M+H) ⁺

No.	Structure	Name	Observed m/z
89D		(S,E)-methyl 3-(4-((3-(difluoromethoxy)phenyl)sulfonyl)-6-(2-(pyridin-2-yl)vinyl)-3,4-dihydro-2H-benzo[b][1,4]oxazin-2-yl)propanoate	531 (M+H) ⁺
89E		(S,E)-3-(4-((3-ethoxy-1-ethyl-1H-pyrazol-4-yl)sulfonyl)-6-(2-(pyridin-2-yl)vinyl)-3,4-dihydro-2H-benzo[b][1,4]oxazin-2-yl)propanoic acid	513 (M+H) ⁺
89F		(S,E)-methyl 3-(4-((3-ethoxy-1-ethyl-1H-pyrazol-4-yl)sulfonyl)-6-(2-(pyridin-2-yl)vinyl)-3,4-dihydro-2H-benzo[b][1,4]oxazin-2-yl)propanoate	527 (M+H) ⁺
89G		(S,E)-3-(4-((3-(difluoromethoxy)phenyl)sulfonyl)-6-(2-(pyrimidin-2-yl)vinyl)-3,4-dihydro-2H-benzo[b][1,4]oxazin-2-yl)propanoic acid	518 (M+H) ⁺
89H		(S,E)-methyl 3-(4-((3-(difluoromethoxy)phenyl)sulfonyl)-6-(2-(pyrimidin-2-yl)vinyl)-3,4-dihydro-2H-benzo[b][1,4]oxazin-2-yl)propanoate	532 (M+H) ⁺

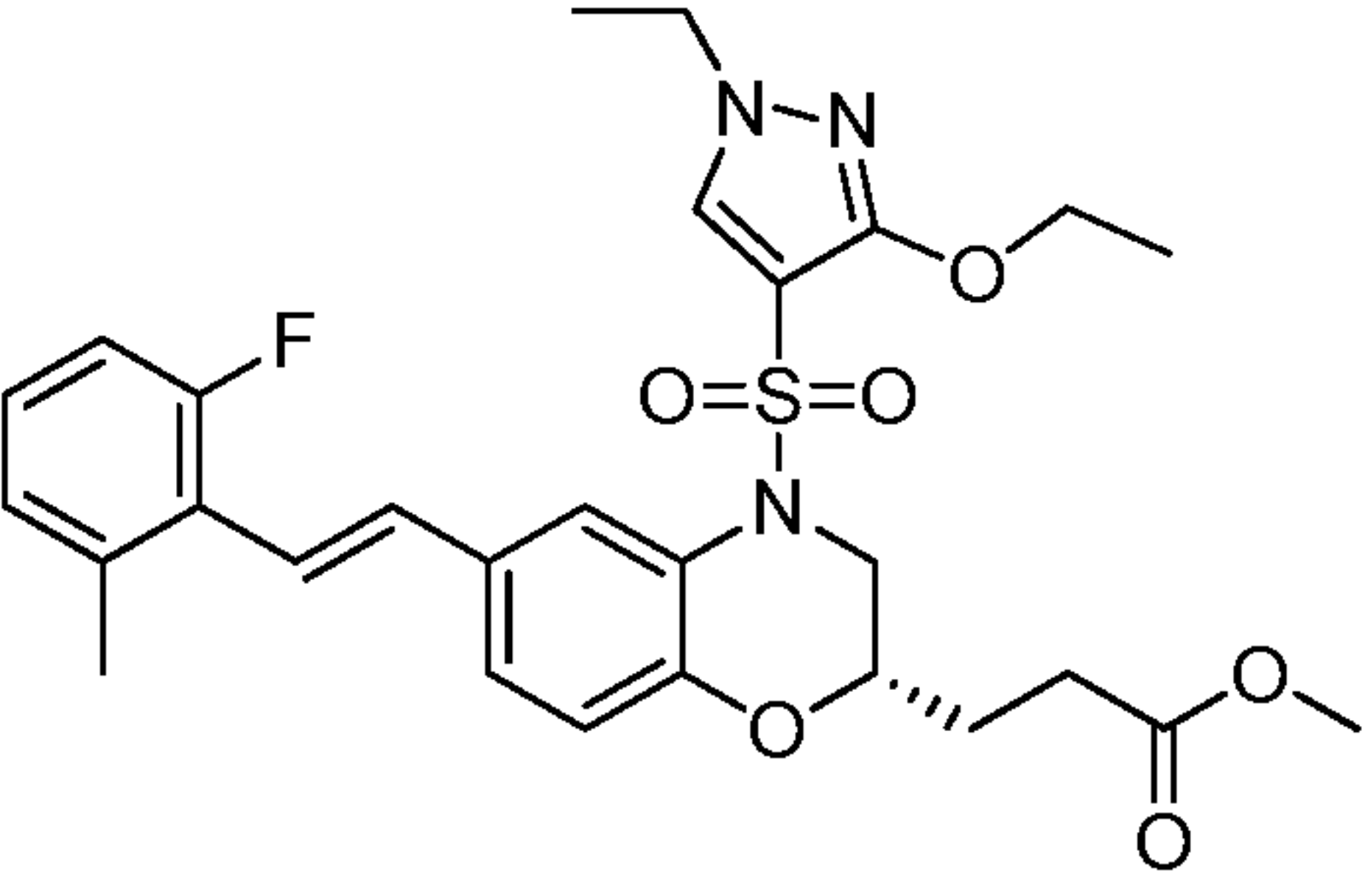
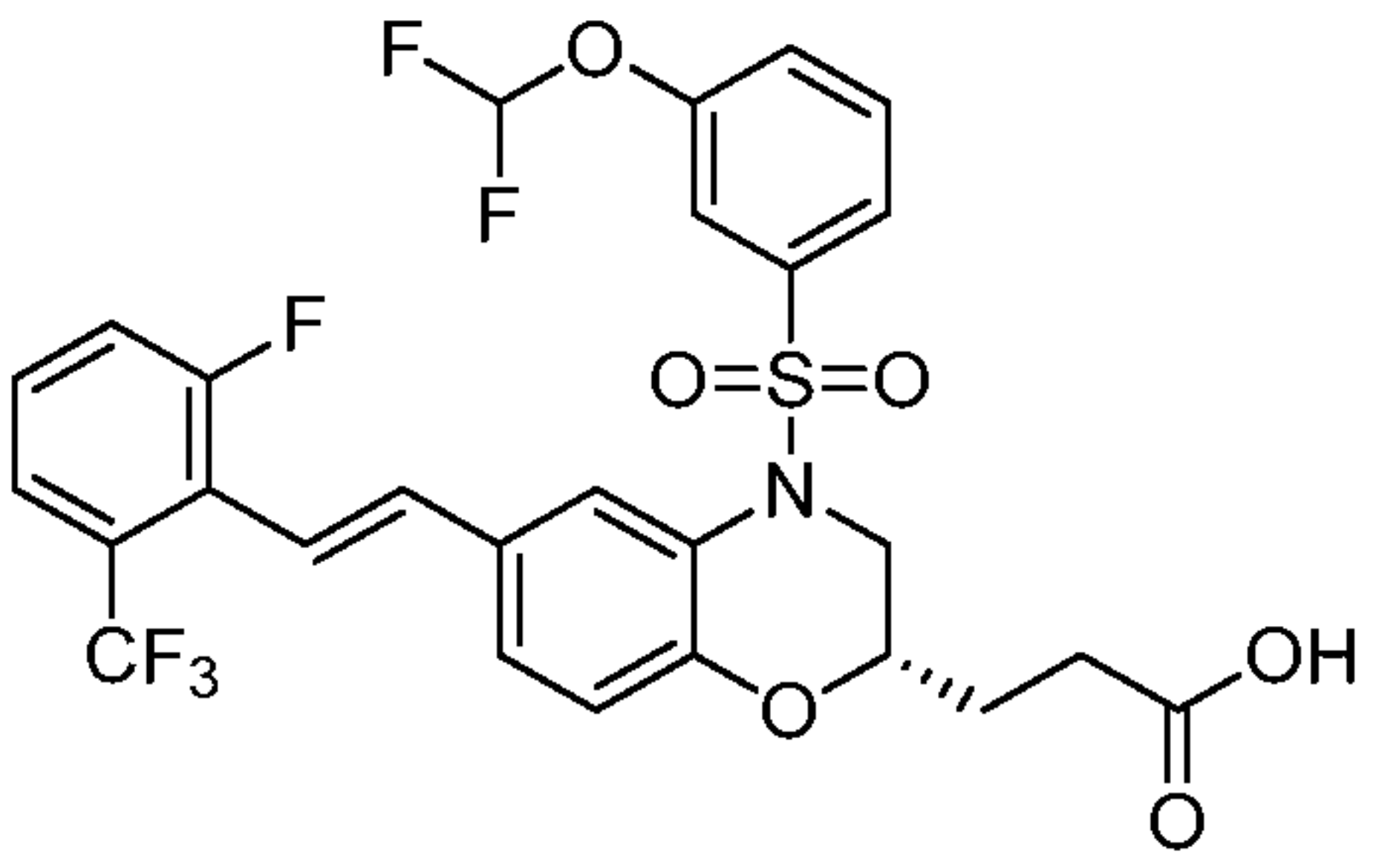
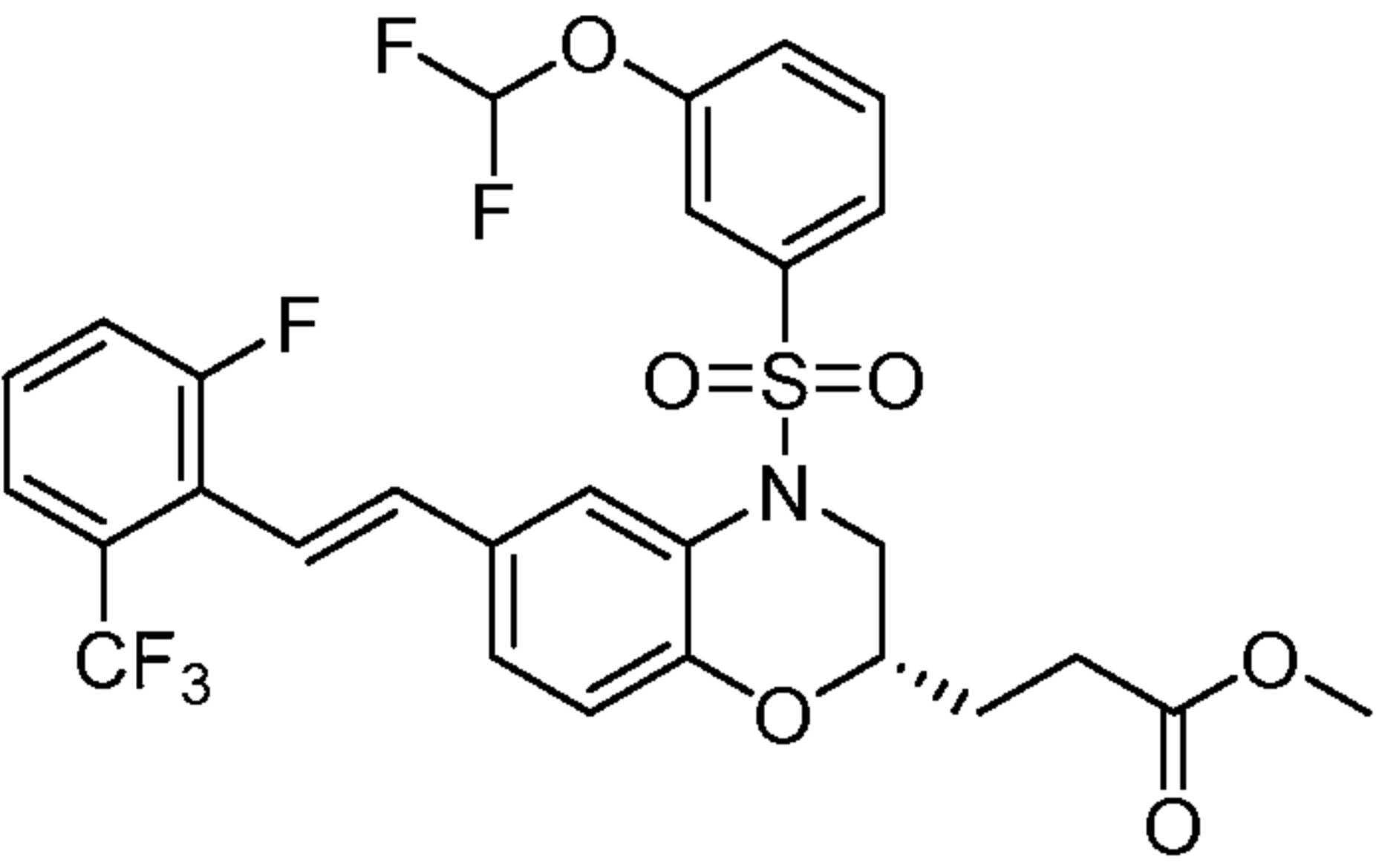
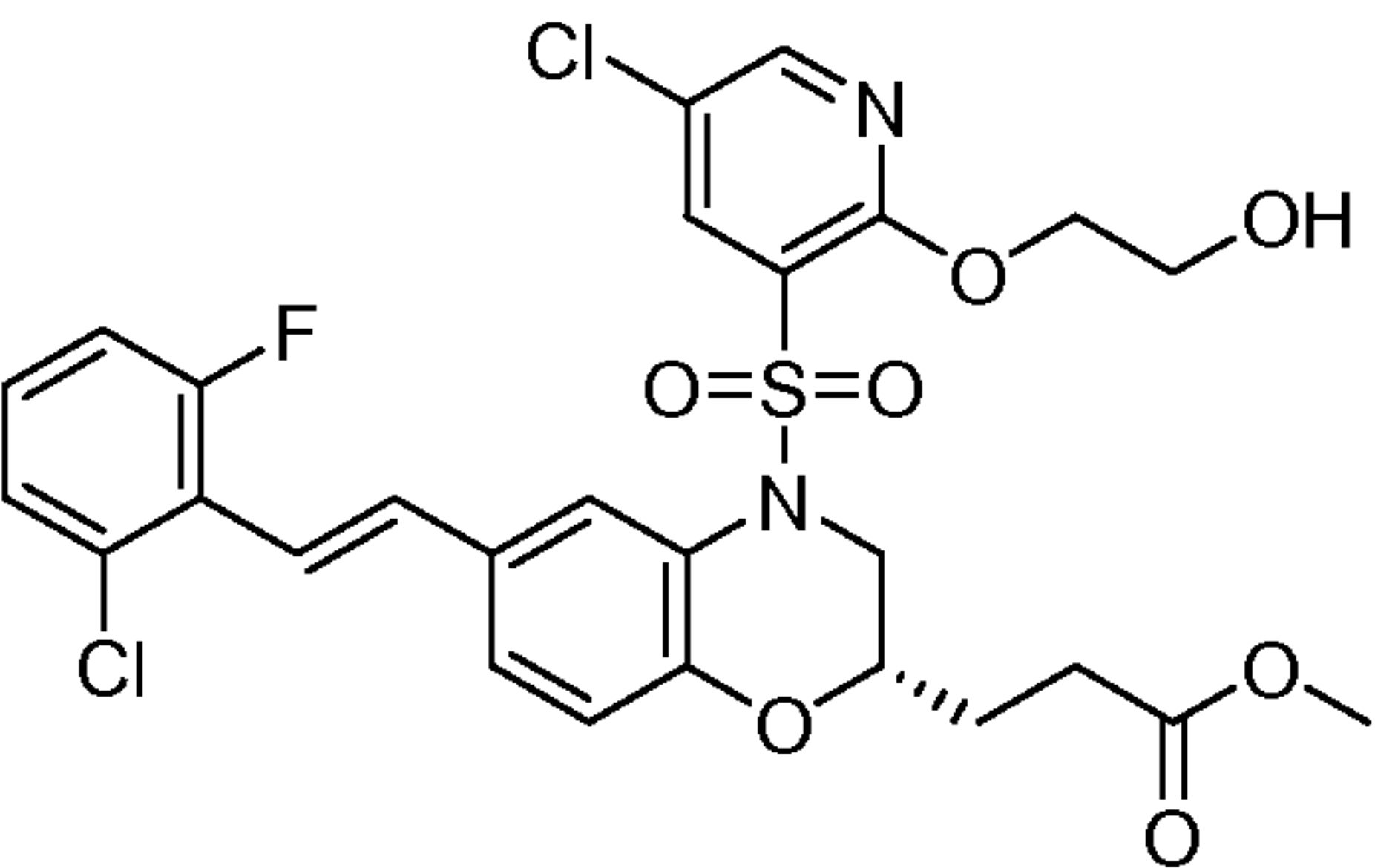
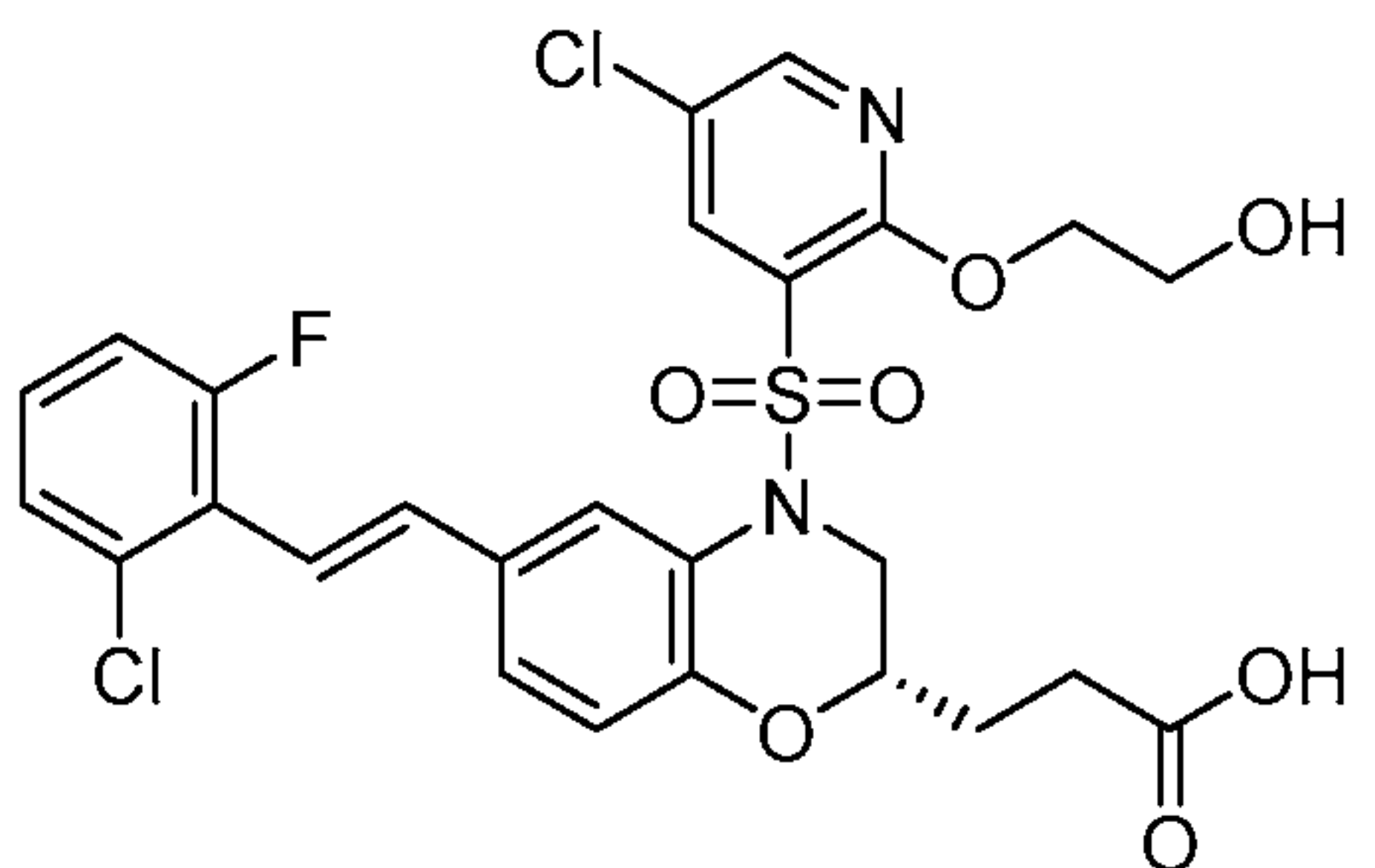
No.	Structure	Name	Observed m/z
89I		(S,E)-3-(4-((3-ethoxy-1-ethyl-1H-pyrazol-4-yl)sulfonyl)-6-(2-(pyridin-3-yl)vinyl)-3,4-dihydro-2H-benzo[b][1,4]oxazin-2-yl)propanoic acid	513 (M+H) ⁺
89J		(S,E)-methyl 3-(4-((3-ethoxy-1-ethyl-1H-pyrazol-4-yl)sulfonyl)-6-(2-(pyridin-3-yl)vinyl)-3,4-dihydro-2H-benzo[b][1,4]oxazin-2-yl)propanoate	527 (M+H) ⁺
89K		(S,E)-3-(4-((3-ethoxy-1-ethyl-1H-pyrazol-4-yl)sulfonyl)-6-(2-(thiophen-3-yl)vinyl)-3,4-dihydro-2H-benzo[b][1,4]oxazin-2-yl)propanoic acid	518 (M+H) ⁺
89L		(S,E)-methyl 3-(4-((3-ethoxy-1-ethyl-1H-pyrazol-4-yl)sulfonyl)-6-(2-(thiophen-3-yl)vinyl)-3,4-dihydro-2H-benzo[b][1,4]oxazin-2-yl)propanoate	532 (M+H) ⁺
89M		(S,E)-3-(6-(2-(3-chloropyrazin-2-yl)vinyl)-4-((3-ethoxy-1-ethyl-1H-pyrazol-4-yl)sulfonyl)-3,4-dihydro-2H-benzo[b][1,4]oxazin-2-yl)propanoic acid	548 (M+H) ⁺

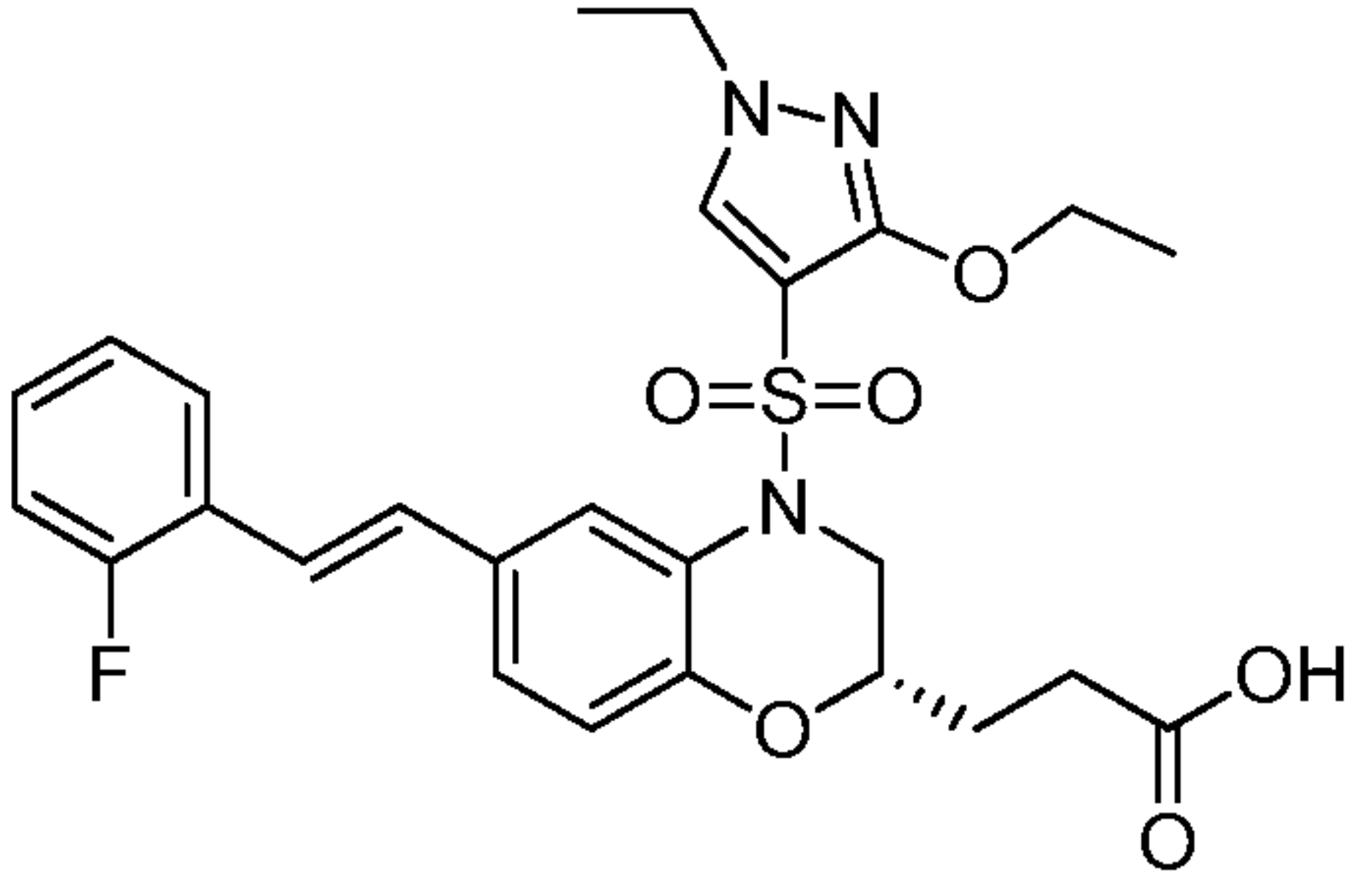
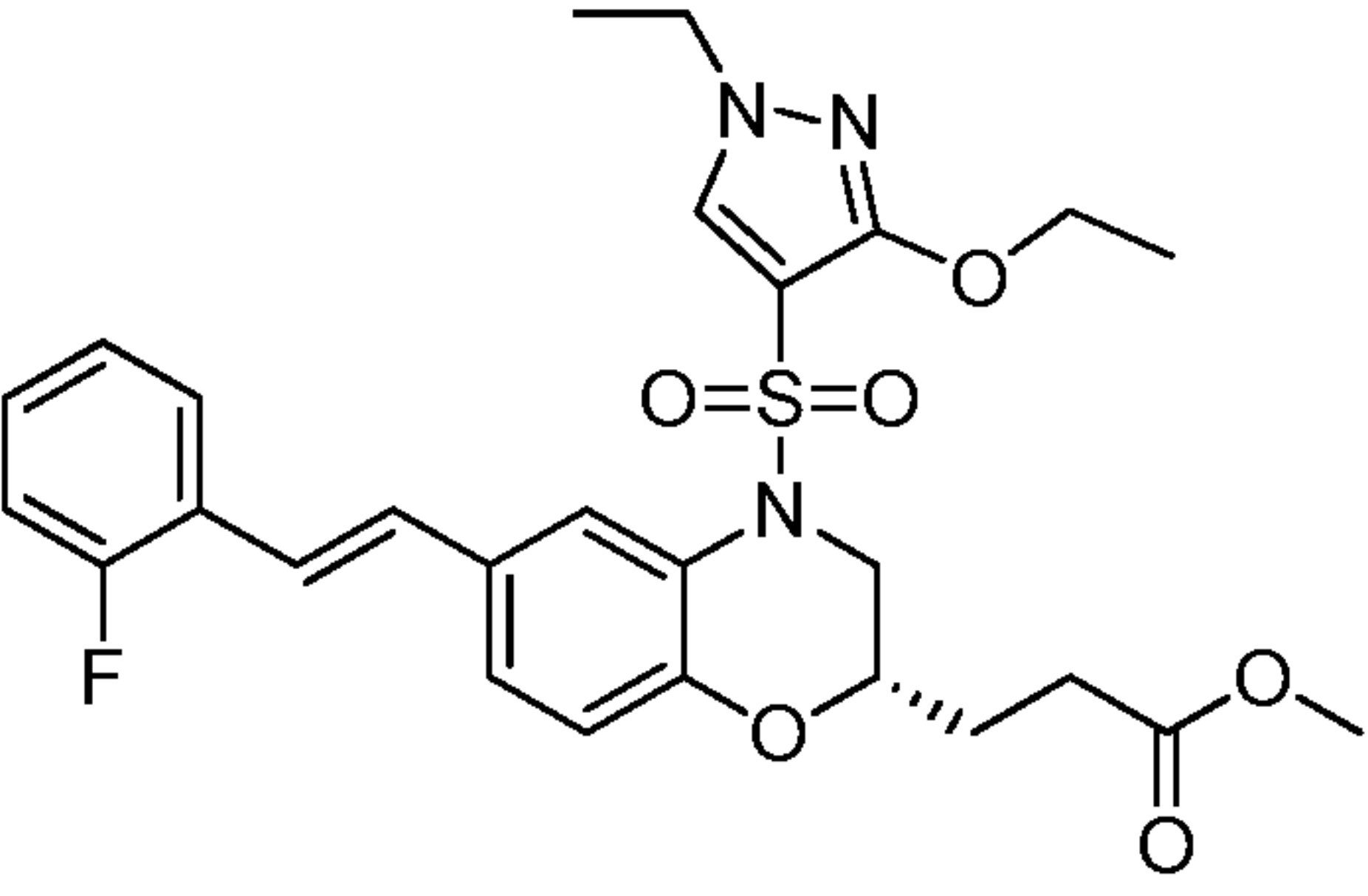
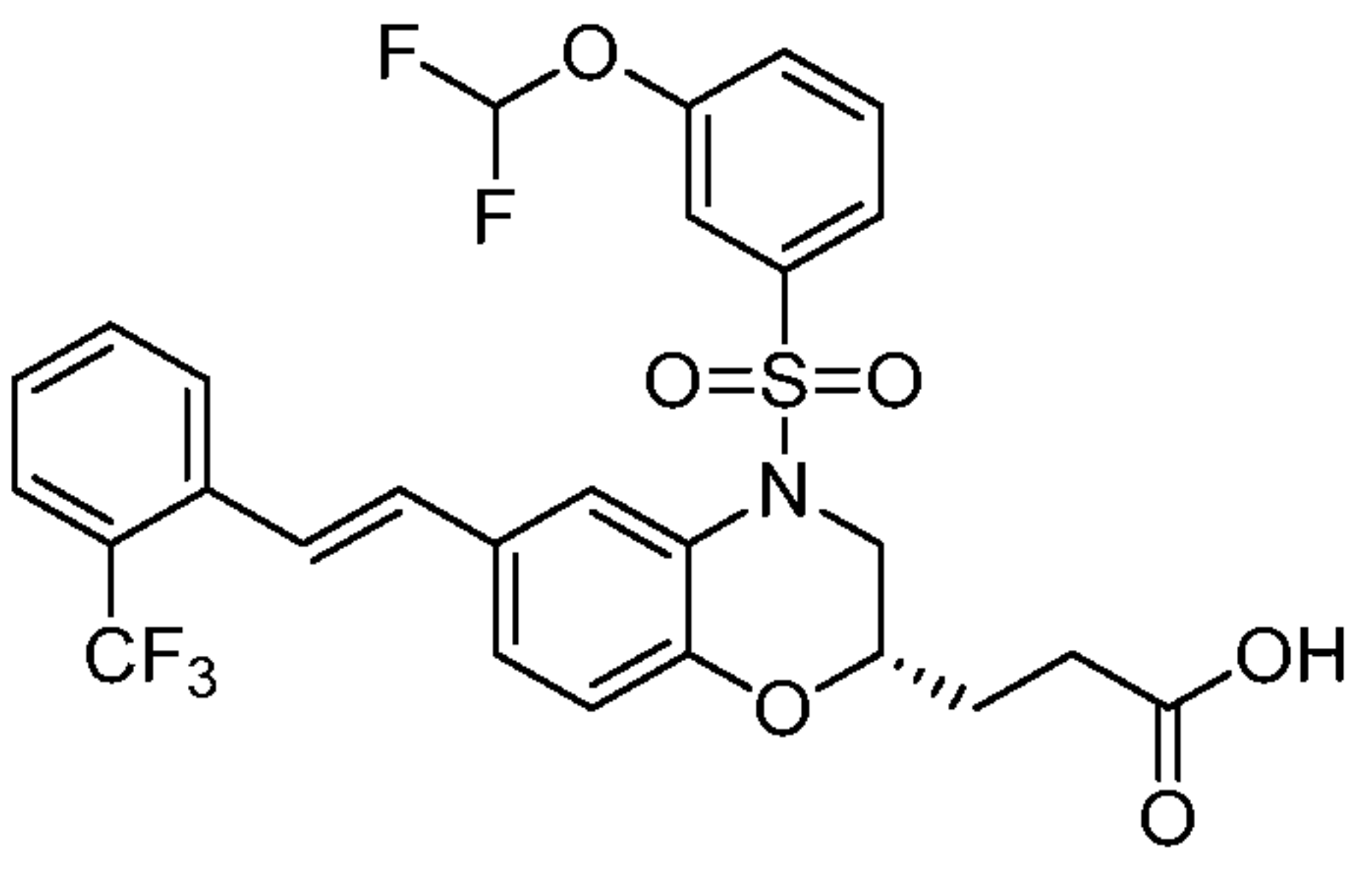
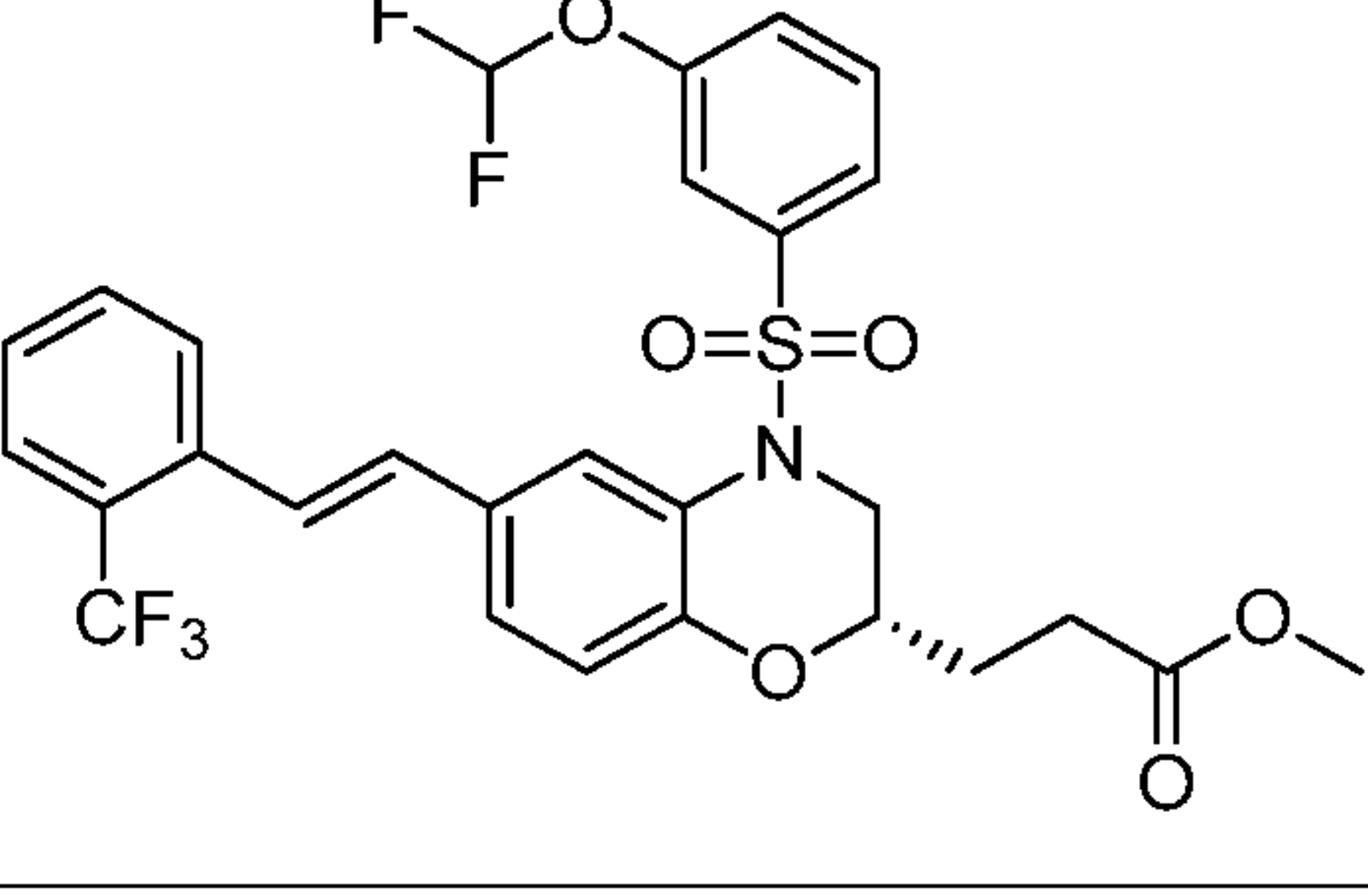
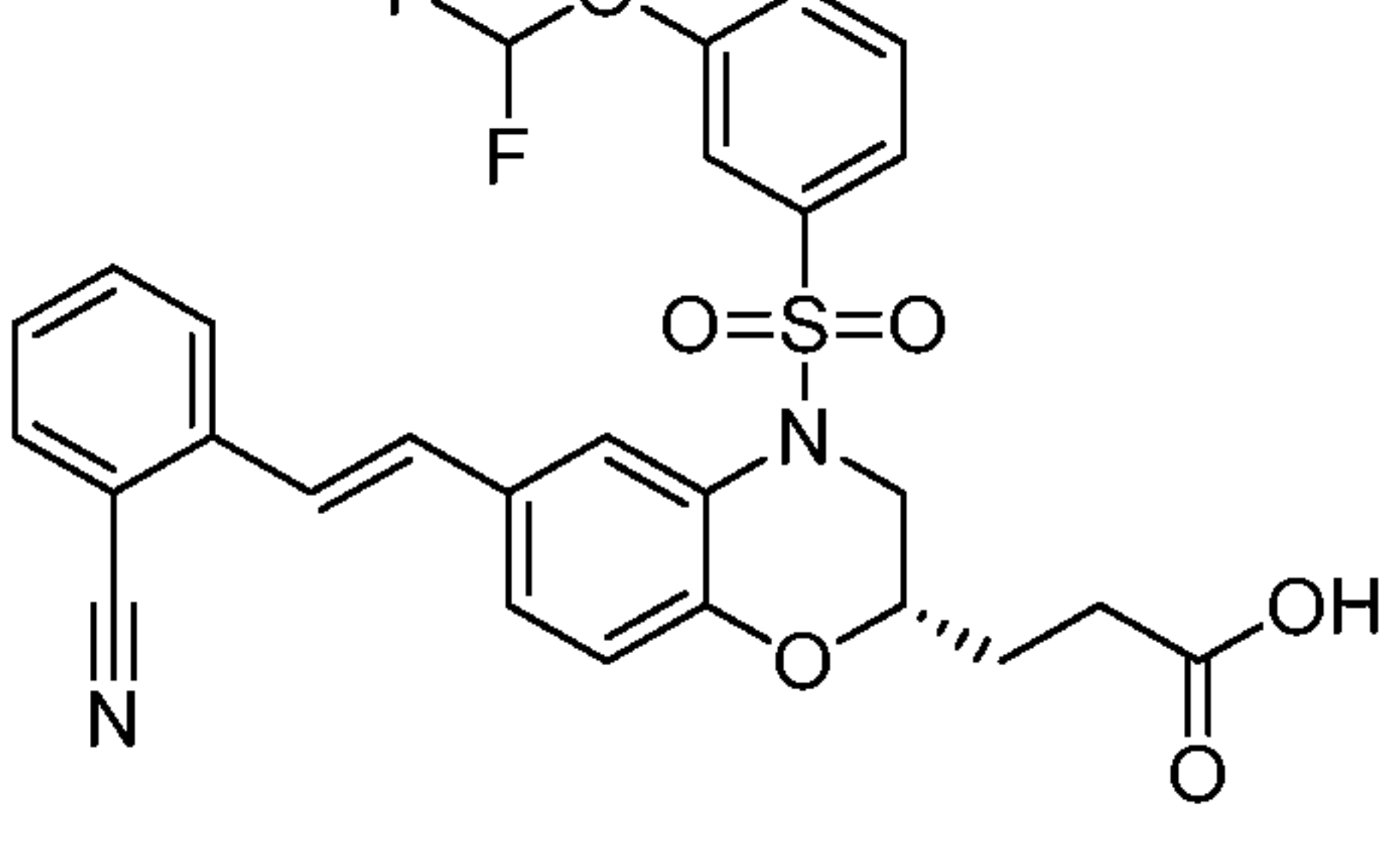
No.	Structure	Name	Observed m/z
89N		(S,E)-methyl 3-(6-(2-(3-chloropyrazin-2-yl)vinyl)-4-((3-ethoxy-1-ethyl-1H-pyrazol-4-yl)sulfonyl)-3,4-dihydro-2H-benzo[b][1,4]oxazin-2-yl)propanoate	562 (M+H) ⁺
89O		(S,E)-3-(4-((3-ethoxy-1-ethyl-1H-pyrazol-4-yl)sulfonyl)-6-(2-(thiophen-2-yl)vinyl)-3,4-dihydro-2H-benzo[b][1,4]oxazin-2-yl)propanoic acid	518 (M+H) ⁺
89P		(S,E)-methyl 3-(4-((3-ethoxy-1-ethyl-1H-pyrazol-4-yl)sulfonyl)-6-(2-(thiophen-2-yl)vinyl)-3,4-dihydro-2H-benzo[b][1,4]oxazin-2-yl)propanoate	532 (M+H) ⁺
89Q		(S,E)-3-(4-((3-ethoxy-1-ethyl-1H-pyrazol-4-yl)sulfonyl)-6-(2-(thiazol-2-yl)vinyl)-3,4-dihydro-2H-benzo[b][1,4]oxazin-2-yl)propanoic acid	519 (M+H) ⁺
89R		(S,E)-methyl 3-(4-((3-ethoxy-1-ethyl-1H-pyrazol-4-yl)sulfonyl)-6-(2-(thiazol-2-yl)vinyl)-3,4-dihydro-2H-benzo[b][1,4]oxazin-2-yl)propanoate	533 (M+H) ⁺

No.	Structure	Name	Observed m/z
89S		(S,E)-3-(4-((3-ethoxy-1-ethyl-1H-pyrazol-4-yl)sulfonyl)-6-(2-(6-methoxypyridin-2-yl)vinyl)-3,4-dihydro-2H-benzo[b][1,4]-oxazin-2-yl)propanoic acid	543 (M+H) ⁺
89T		(S,E)-methyl 3-(4-((3-ethoxy-1-ethyl-1H-pyrazol-4-yl)sulfonyl)-6-(2-(6-methoxy-pyridin-2-yl)vinyl)-3,4-dihydro-2H-benzo[b][1,4]-oxazin-2-yl)propanoate	557 (M+H) ⁺
89U		(S,E)-3-(4-((3-(difluoromethoxy)phenyl)sulfonyl)-6-(2-(3-fluoropyridin-2-yl)vinyl)-3,4-dihydro-2H-benzo[b][1,4]-oxazin-2-yl)propanoic acid	535 (M+H) ⁺
89V		(S,E)-methyl 3-(4-((3-(difluoromethoxy)phenyl)sulfonyl)-6-(2-(3-fluoropyridin-2-yl)vinyl)-3,4-dihydro-2H-benzo[b][1,4]-oxazin-2-yl)propanoate	535 (M+H) ⁺
89W		(S,E)-3-(4-((3-ethoxy-1-ethyl-1H-pyrazol-4-yl)sulfonyl)-6-(2-(3-fluoropyridin-2-yl)vinyl)-3,4-dihydro-2H-benzo[b][1,4]-oxazin-2-yl)propanoic acid	531 (M+H) ⁺

No.	Structure	Name	Observed m/z
89X		(S,E)-methyl 3-(4-((3-ethoxy-1-ethyl-1H-pyrazol-4-yl)sulfonyl)-6-(2-(3-fluoropyridin-2-yl)vinyl)-3,4-dihydro-2H-benzo[b][1,4]oxazin-2-yl)propanoate	545 (M+H) ⁺
89Y		(S,E)-3-(4-((3-ethoxy-1-ethyl-1H-pyrazol-4-yl)sulfonyl)-6-(2-(5-methylpyridin-2-yl)vinyl)-3,4-dihydro-2H-benzo[b][1,4]oxazin-2-yl)propanoic acid	527 (M+H) ⁺
89Z		(S,E)-methyl 3-(4-((3-ethoxy-1-ethyl-1H-pyrazol-4-yl)sulfonyl)-6-(2-(5-methylpyridin-2-yl)vinyl)-3,4-dihydro-2H-benzo[b][1,4]oxazin-2-yl)propanoate	541 (M+H) ⁺
89AA		(S,E)-3-(6-(2-(6-chloropyridin-2-yl)vinyl)-4-((3-ethoxy-1-ethyl-1H-pyrazol-4-yl)sulfonyl)-3,4-dihydro-2H-benzo[b][1,4]oxazin-2-yl)propanoic acid	547 (M+H) ⁺
89AB		(S,E)-methyl 3-(6-(2-(6-chloropyridin-2-yl)vinyl)-4-((3-ethoxy-1-ethyl-1H-pyrazol-4-yl)sulfonyl)-3,4-dihydro-2H-benzo[b][1,4]oxazin-2-yl)propanoate	561 (M+H) ⁺

No.	Structure	Name	Observed m/z
89AC		(S,E)-3-(4-((3-(difluoromethoxy)phenyl)sulfonyl)-6-(2,6-dimethylstyryl)-3,4-dihydro-2H-benzo[b][1,4]-oxazin-2-yl)propanoic acid	544 (M+H) ⁺
89AD		(S,E)-methyl 3-(4-((3-(difluoromethoxy)phenyl)sulfonyl)-6-(2,6-dimethylstyryl)-3,4-dihydro-2H-benzo[b][1,4]-oxazin-2-yl)propanoate	558 (M+H) ⁺
89AE		(S,E)-3-(6-(2,6-difluorostyryl)-4-((3-ethoxy-1-ethyl-1H-pyrazol-4-yl)sulfonyl)-3,4-dihydro-2H-benzo[b][1,4]-oxazin-2-yl)propanoic acid	548 (M+H) ⁺
89AF		(S,E)-methyl 3-(6-(2,6-difluorostyryl)-4-((3-ethoxy-1-ethyl-1H-pyrazol-4-yl)sulfonyl)-3,4-dihydro-2H-benzo[b][1,4]oxazin-2-yl)propanoate	562 (M+H) ⁺
89AG		(S,E)-3-(4-((3-ethoxy-1-ethyl-1H-pyrazol-4-yl)sulfonyl)-6-(2-fluoro-6-methylstyryl)-3,4-dihydro-2H-benzo[b][1,4]-oxazin-2-yl)propanoic acid	544 (M+H) ⁺

No.	Structure	Name	Observed m/z
89AH		(S,E)-methyl 3-(4-((3-ethoxy-1-ethyl-1H-pyrazol-4-yl)sulfonyl)-6-(2-fluoro-6-methylstyryl)-3,4-dihydro-2H-benzo[b][1,4]-oxazin-2-yl)propanoate	558 (M+H) ⁺
89AI		(S,E)-3-(4-((3-(difluoromethoxy)phenyl)sulfonyl)-6-(2-fluoro-6-(trifluoromethyl)styryl)-3,4-dihydro-2H-benzo[b][1,4]oxazin-2-yl)propanoic acid	602 (M+H) ⁺
89AJ		(S,E)-methyl 3-(4-((3-(difluoromethoxy)phenyl)sulfonyl)-6-(2-fluoro-6-(trifluoromethyl)styryl)-3,4-dihydro-2H-benzo[b][1,4]oxazin-2-yl)propanoate	616 (M+H) ⁺
89AK		methyl (S,E)-3-(4-((5-chloro-2-(2-hydroxyethoxy)pyridin-3-yl)sulfonyl)-6-(2-chloro-6-fluorostyryl)-3,4-dihydro-2H-benzo[b][1,4]oxazin-2-yl)propanoate	625 (M+H) ⁺
89AL		(S,E)-3-(4-((5-chloro-2-(2-hydroxyethoxy)pyridin-3-yl)sulfonyl)-6-(2-chloro-6-fluorostyryl)-3,4-dihydro-2H-benzo[b][1,4]oxazin-2-yl)propanoic acid	611 (M+H) ⁺

No.	Structure	Name	Observed m/z
89AM		(S,E)-3-(4-((3-ethoxy-1-ethyl-1H-pyrazol-4-yl)sulfonyl)-6-(2-fluorostyryl)-3,4-dihydro-2H-benzo[b][1,4]oxazin-2-yl)propanoic acid	530 (M+H) ⁺
89AN		(S,E)-methyl 3-(4-((3-ethoxy-1-ethyl-1H-pyrazol-4-yl)sulfonyl)-6-(2-fluorostyryl)-3,4-dihydro-2H-benzo[b][1,4]oxazin-2-yl)propanoate	544 (M+H) ⁺
89AO		(S,E)-3-(4-((3-(difluoromethoxy)phenyl)sulfonyl)-6-(2-(trifluoromethyl)styryl)-3,4-dihydro-2H-benzo[b][1,4]oxazin-2-yl)propanoic acid	584 (M+H) ⁺
89AP		(S,E)-methyl 3-(4-((3-(difluoromethoxy)phenyl)sulfonyl)-6-(2-(trifluoromethyl)styryl)-3,4-dihydro-2H-benzo[b][1,4]oxazin-2-yl)propanoate	598 (M+H) ⁺
89AQ		(S,E)-3-(6-(2-cyanostyryl)-4-((3-(difluoromethoxy)phenyl)sulfonyl)-3,4-dihydro-2H-benzo[b][1,4]oxazin-2-yl)propanoic acid	541 (M+H) ⁺

No.	Structure	Name	Observed m/z
89AR		(S,E)-methyl 3-(6-(2-cyanostyryl)-4-((3-(difluoromethoxy)phenyl)sulfonyl)-3,4-dihydro-2H-benzo[b][1,4]oxazin-2-yl)propanoate	555 (M+H) ⁺
89AS		(S,E)-3-(4-((3-ethoxy-1-ethyl-1H-pyrazol-4-yl)sulfonyl)-6-(2-methylstyryl)-3,4-dihydro-2H-benzo[b][1,4]oxazin-2-yl)propanoic acid	526 (M+H) ⁺
89AT		(S,E)-methyl 3-(4-((3-ethoxy-1-ethyl-1H-pyrazol-4-yl)sulfonyl)-6-(2-methylstyryl)-3,4-dihydro-2H-benzo[b][1,4]oxazin-2-yl)propanoate	540 (M+H) ⁺
89AU		(S,E)-3-(4-((3-ethoxy-1-ethyl-1H-pyrazol-4-yl)sulfonyl)-6-(2-(methylthio)styryl)-3,4-dihydro-2H-benzo[b][1,4]oxazin-2-yl)propanoic acid	558 (M+H) ⁺
89AV		(S,E)-methyl 3-(4-((3-ethoxy-1-ethyl-1H-pyrazol-4-yl)sulfonyl)-6-(2-(methylthio)styryl)-3,4-dihydro-2H-benzo[b][1,4]oxazin-2-yl)propanoate	572 (M+H) ⁺

No.	Structure	Name	Observed m/z
89AW		(S,E)-3-(4-((3-(difluoromethoxy)phenyl)sulfonyl)-6-(2-ethylstyryl)-3,4-dihydro-2H-benzo[b][1,4]oxazin-2-yl)propanoic acid	544 (M+H) ⁺
89AX		(S,E)-methyl 3-(4-((3-(difluoromethoxy)phenyl)sulfonyl)-6-(2-ethylstyryl)-3,4-dihydro-2H-benzo[b][1,4]oxazin-2-yl)propanoate	558 (M+H) ⁺
89AY		(S,E)-3-(4-((3-(difluoromethoxy)phenyl)sulfonyl)-6-(2-methoxystyryl)-3,4-dihydro-2H-benzo[b][1,4]oxazin-2-yl)propanoic acid	546 (M+H) ⁺
89AZ		(S,E)-methyl 3-(4-((3-(difluoromethoxy)phenyl)sulfonyl)-6-(2-methoxystyryl)-3,4-dihydro-2H-benzo[b][1,4]oxazin-2-yl)propanoate	560 (M+H) ⁺
89BA		(S,E)-3-(4-((3-ethoxy-1-ethyl-1H-pyrazol-4-yl)sulfonyl)-6-(2-(trifluoromethoxy)styryl)-3,4-dihydro-2H-benzo[b][1,4]oxazin-2-yl)propanoic acid	596 (M+H) ⁺

No.	Structure	Name	Observed m/z
89BB		(S,E)-methyl 3-(4-((3-ethoxy-1-ethyl-1H-pyrazol-4-yl)sulfonyl)-6-(2-(trifluoromethoxy)styryl)-3,4-dihydro-2H-benzo[b][1,4]-oxazin-2-yl)propanoate	610 (M+H) ⁺
89BC		(S,E)-3-(6-(2-chlorostyryl)-4-((3-ethoxy-1-ethyl-1H-pyrazol-4-yl)sulfonyl)-3,4-dihydro-2H-benzo[b][1,4]oxazin-2-yl)propanoic acid	546 (M+H) ⁺
89BD		(S,E)-methyl 3-(6-(2-chlorostyryl)-4-((3-ethoxy-1-ethyl-1H-pyrazol-4-yl)sulfonyl)-3,4-dihydro-2H-benzo[b][1,4]-oxazin-2-yl)propanoate	560 (M+H) ⁺
89BE		(S,E)-3-(4-((3-(difluoromethoxy)phenyl)sulfonyl)-6-(4-methylstyryl)-3,4-dihydro-2H-benzo[b][1,4]oxazin-2-yl)propanoic acid	530 (M+H) ⁺
89BF		(S,E)-methyl 3-(4-((3-(difluoromethoxy)phenyl)sulfonyl)-6-(4-methylstyryl)-3,4-dihydro-2H-benzo[b][1,4]oxazin-2-yl)propanoate	544 (M+H) ⁺

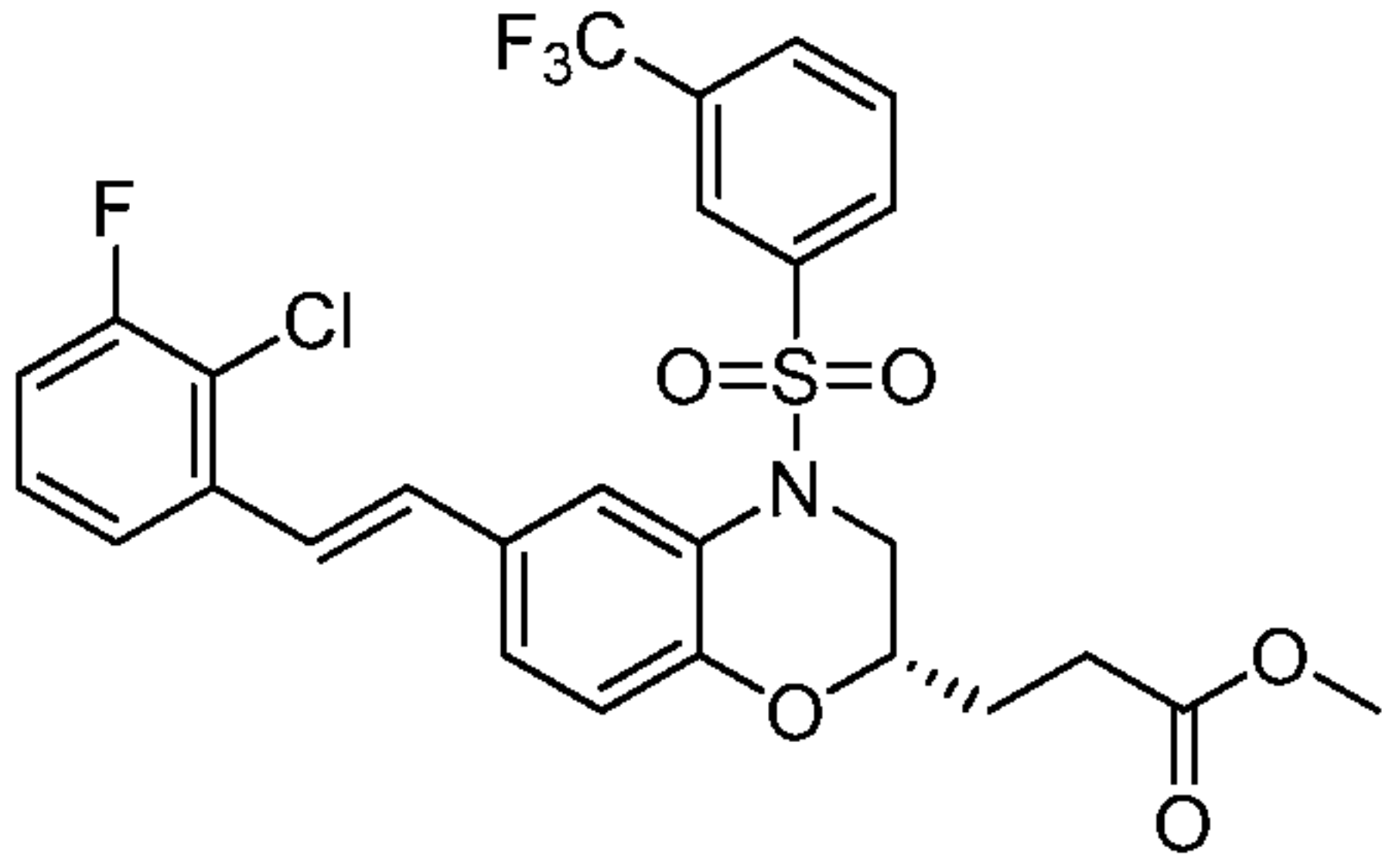
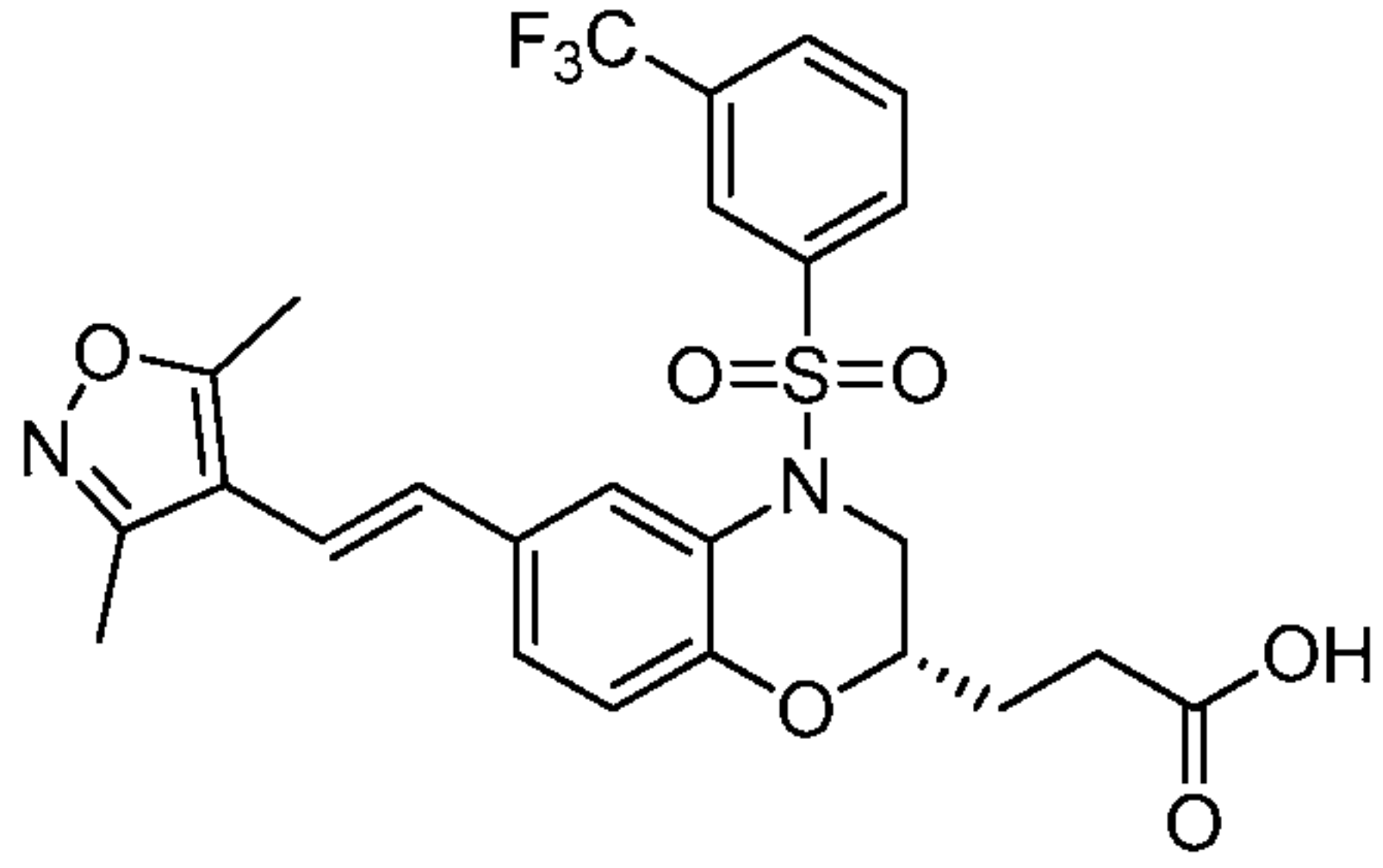
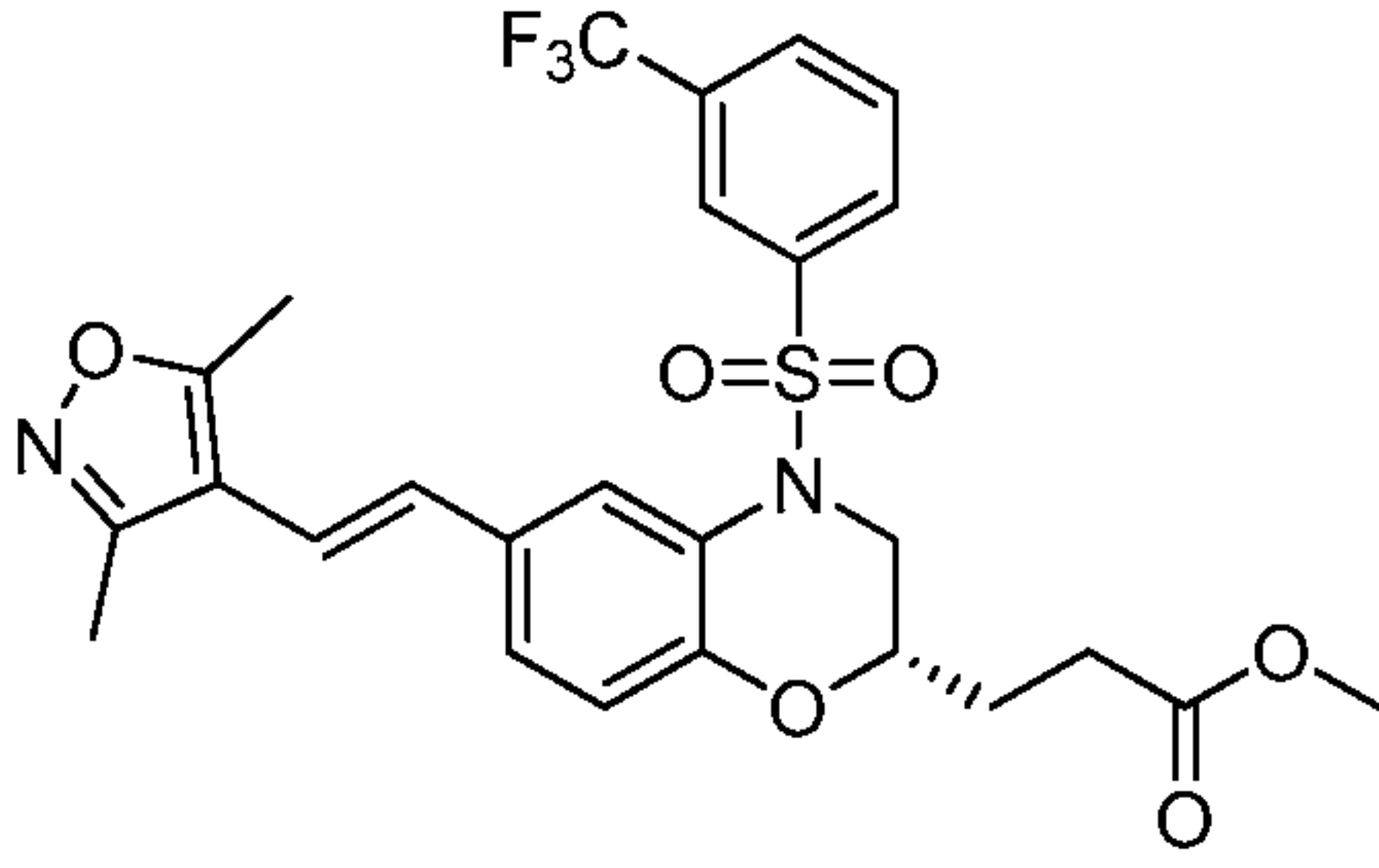
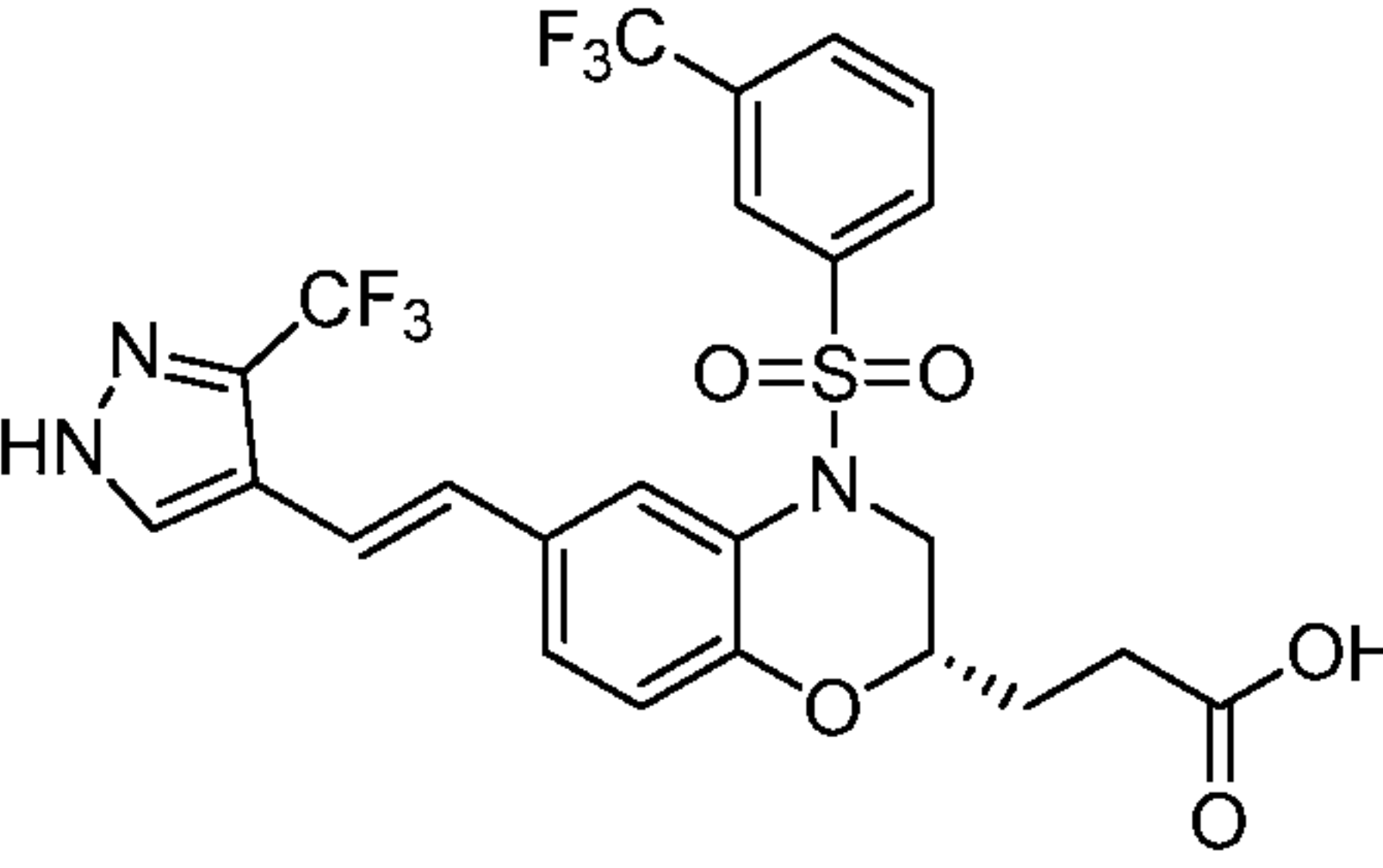
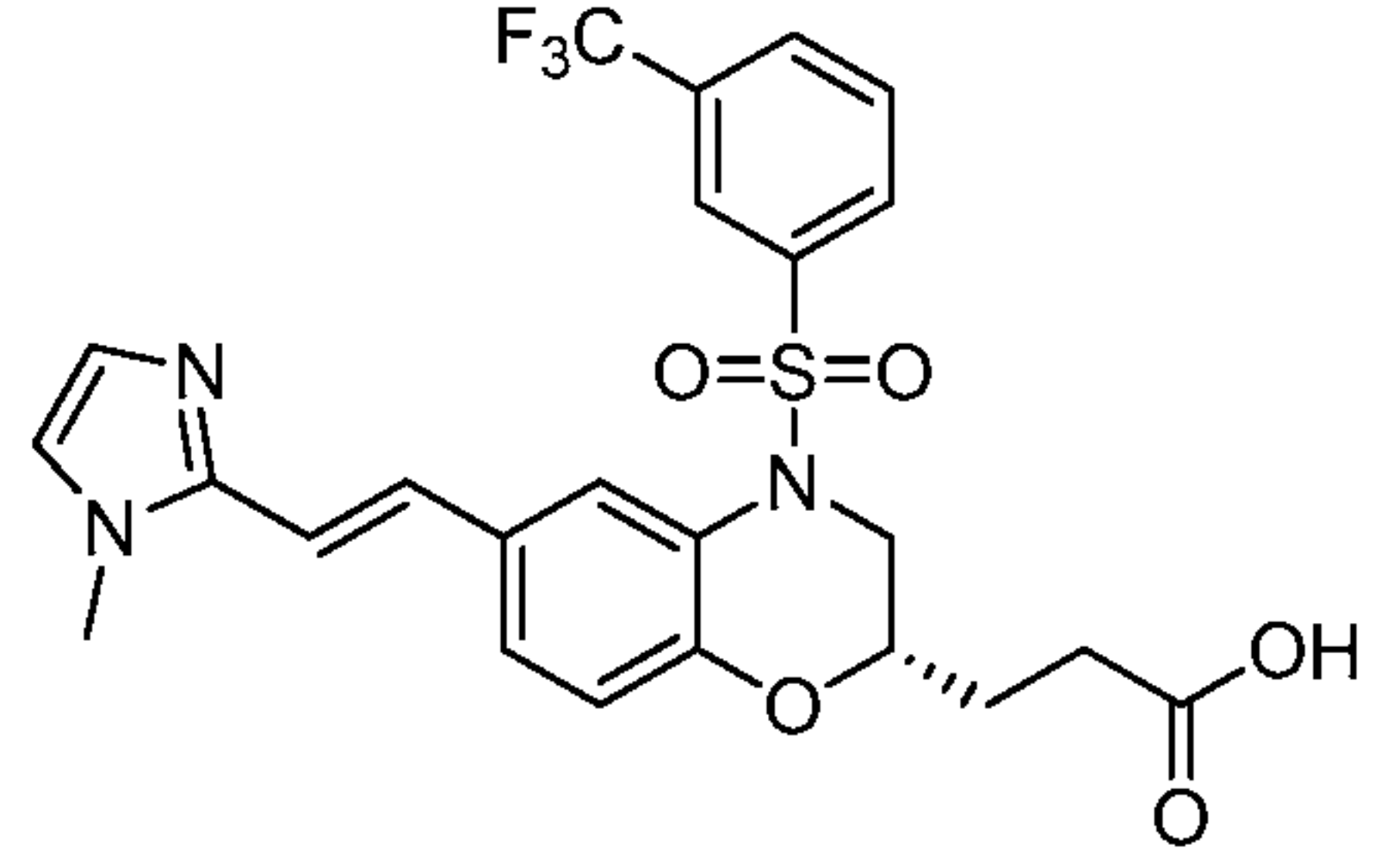
- 295 -

No.	Structure	Name	Observed m/z
89BG		(S,E)-3-(6-(4-hydroxy-2,6-dimethylstyryl)-4-((3-(trifluoromethyl)phenyl)sulfonyl)-3,4-dihydro-2H-benzo[b][1,4]oxazin-2-yl)propanoic acid	562 (M+H) ⁺
89BH		(S,E)-3-(6-(4-chloro-2-fluorostyryl)-4-((3-(trifluoromethyl)phenyl)sulfonyl)-3,4-dihydro-2H-benzo[b][1,4]oxazin-2-yl)propanoic acid	570 (M+H) ⁺
89BI		(S,E)-3-(4-((3-(trifluoromethyl)phenyl)sulfonyl)-6-(2-(3-(trifluoromethyl)pyridin-2-yl)vinyl)-3,4-dihydro-2H-benzo[b][1,4]oxazin-2-yl)propanoic acid	587 (M+H) ⁺
89BJ		(S,E)-3-(6-(2-(3-methylpyridin-2-yl)vinyl)-4-((3-(trifluoromethyl)phenyl)sulfonyl)-3,4-dihydro-2H-benzo[b][1,4]oxazin-2-yl)propanoic acid	533 (M+H) ⁺
89BK		(S,E)-3-(6-(2-(3-chloropyridin-2-yl)vinyl)-4-((3-(trifluoromethyl)phenyl)sulfonyl)-3,4-dihydro-2H-benzo[b][1,4]oxazin-2-yl)propanoic acid	553 (M+H) ⁺

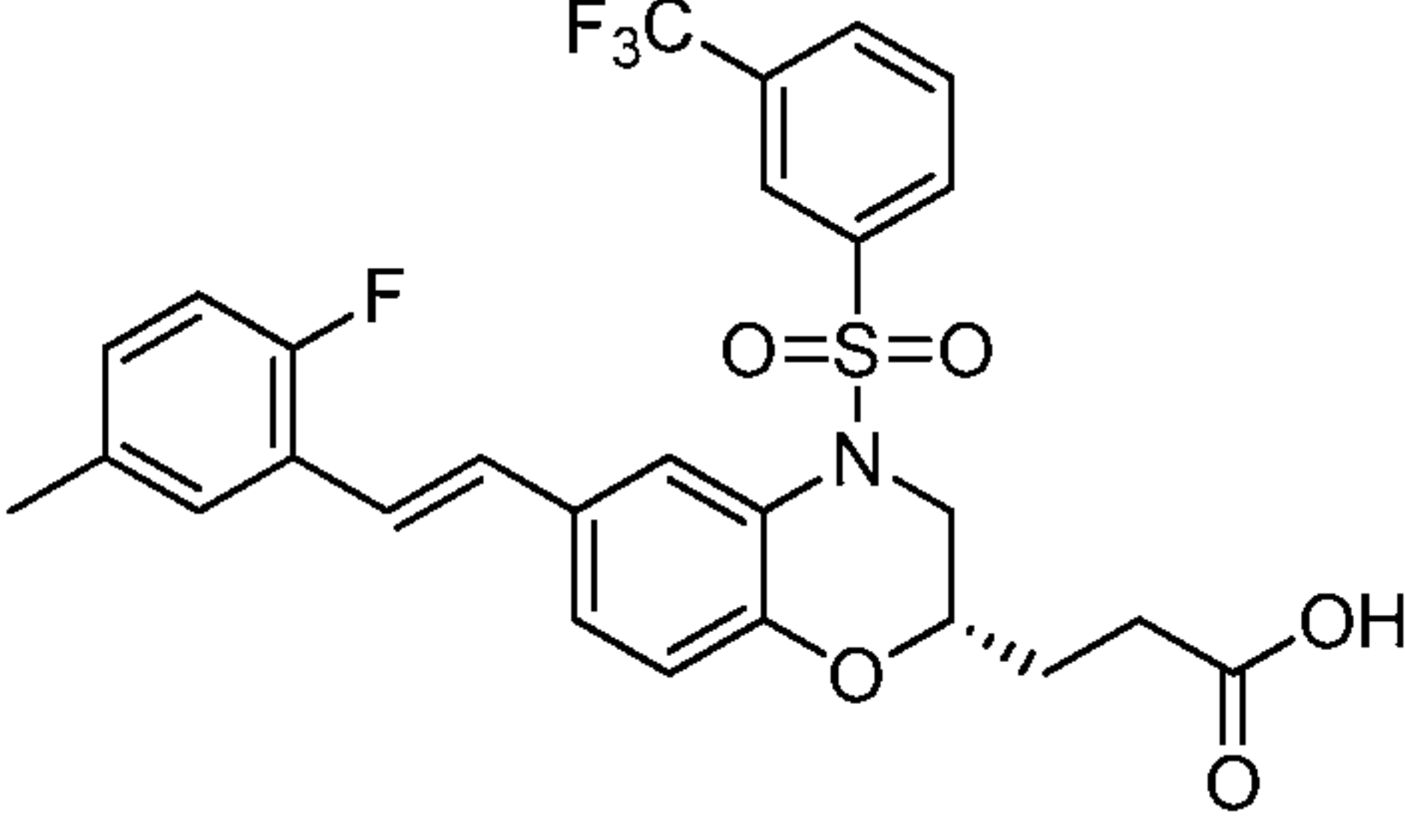
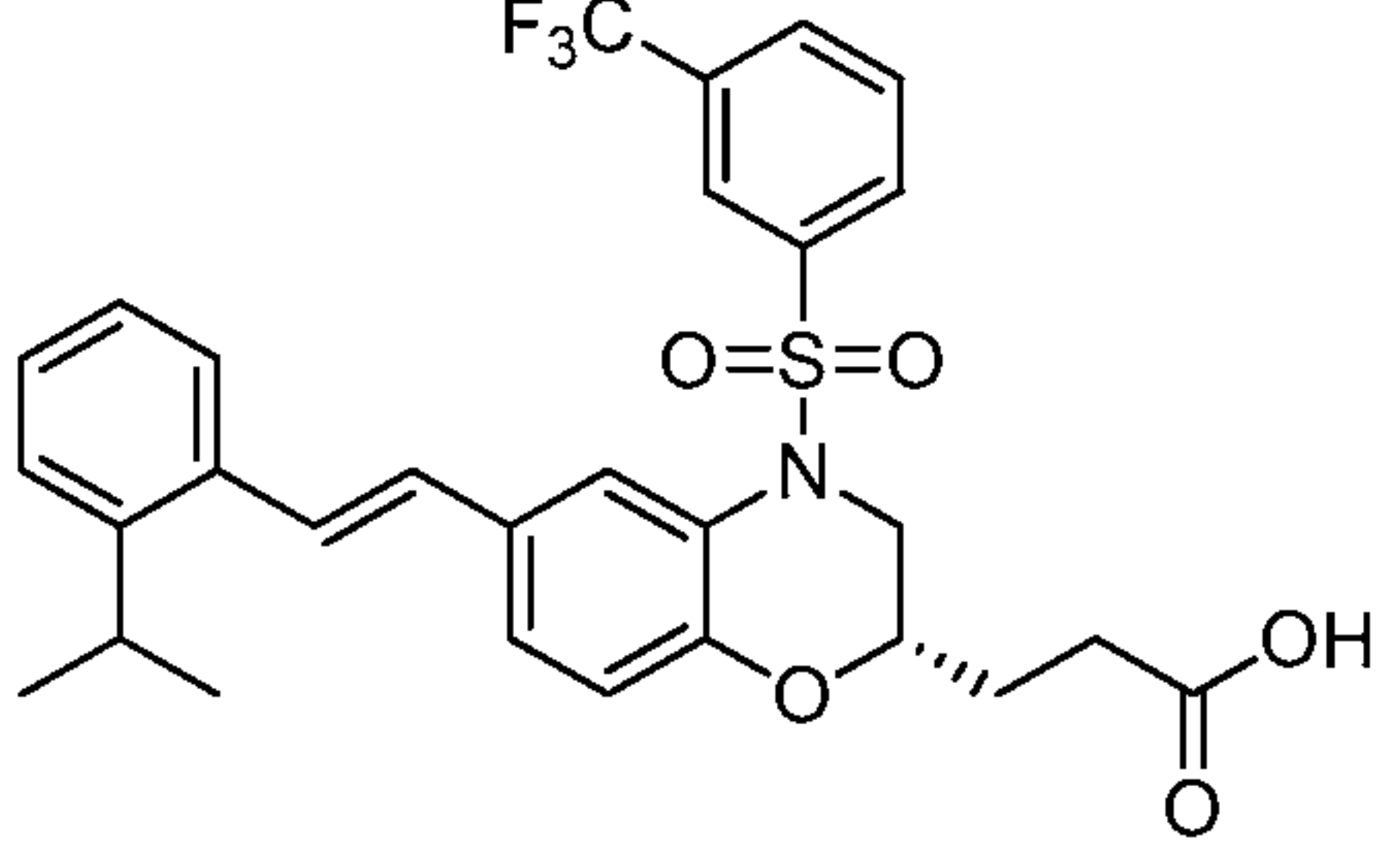
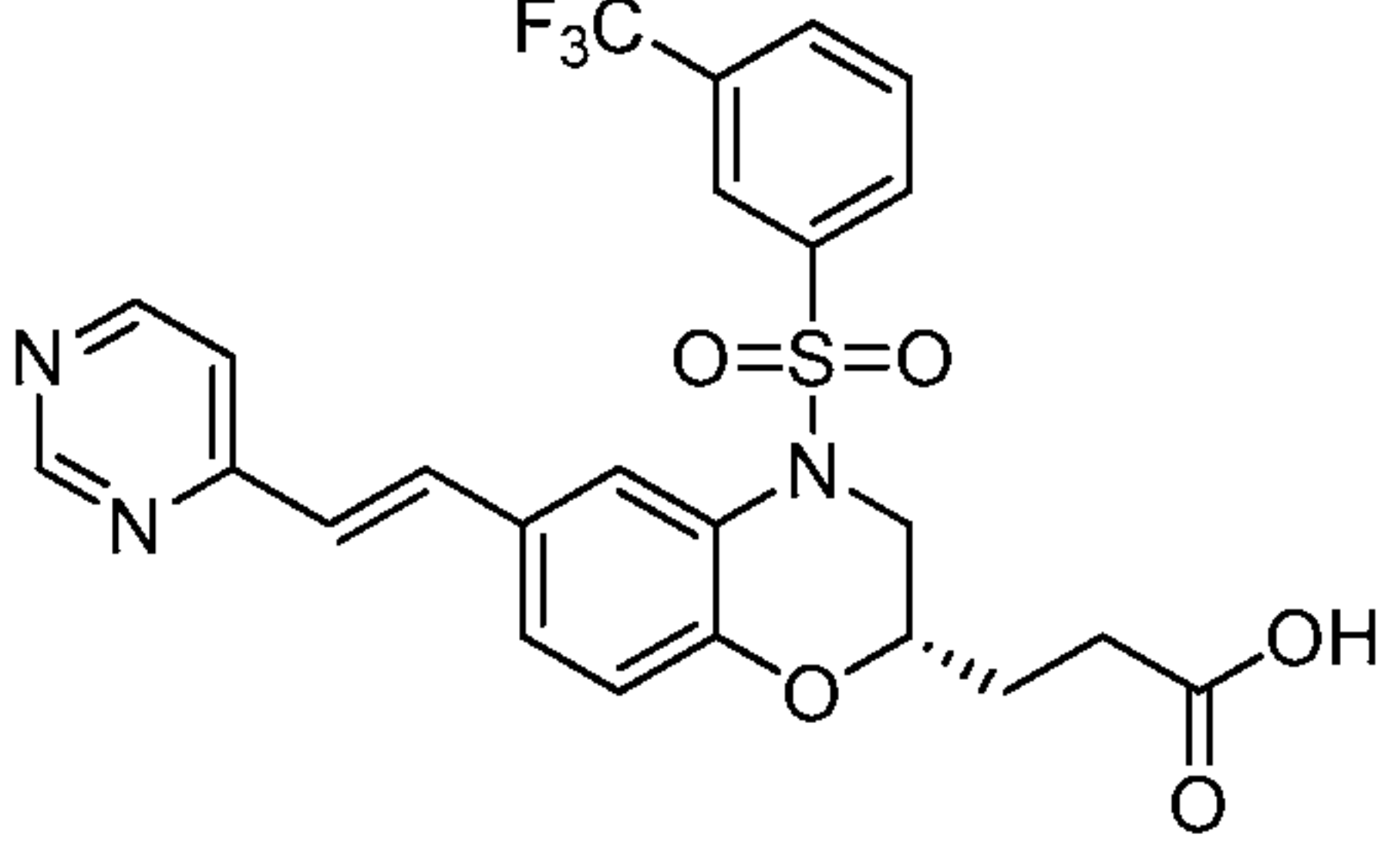
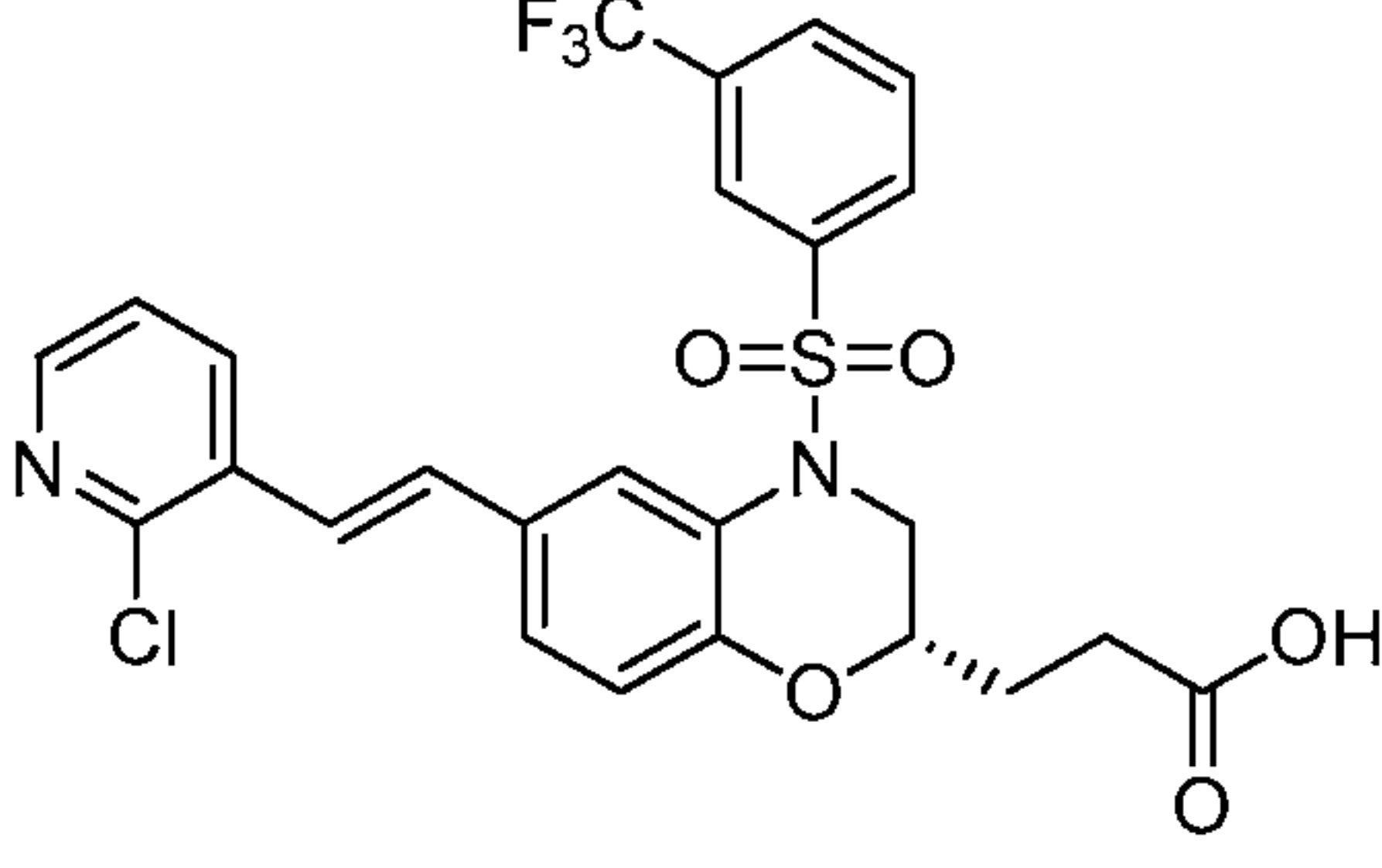
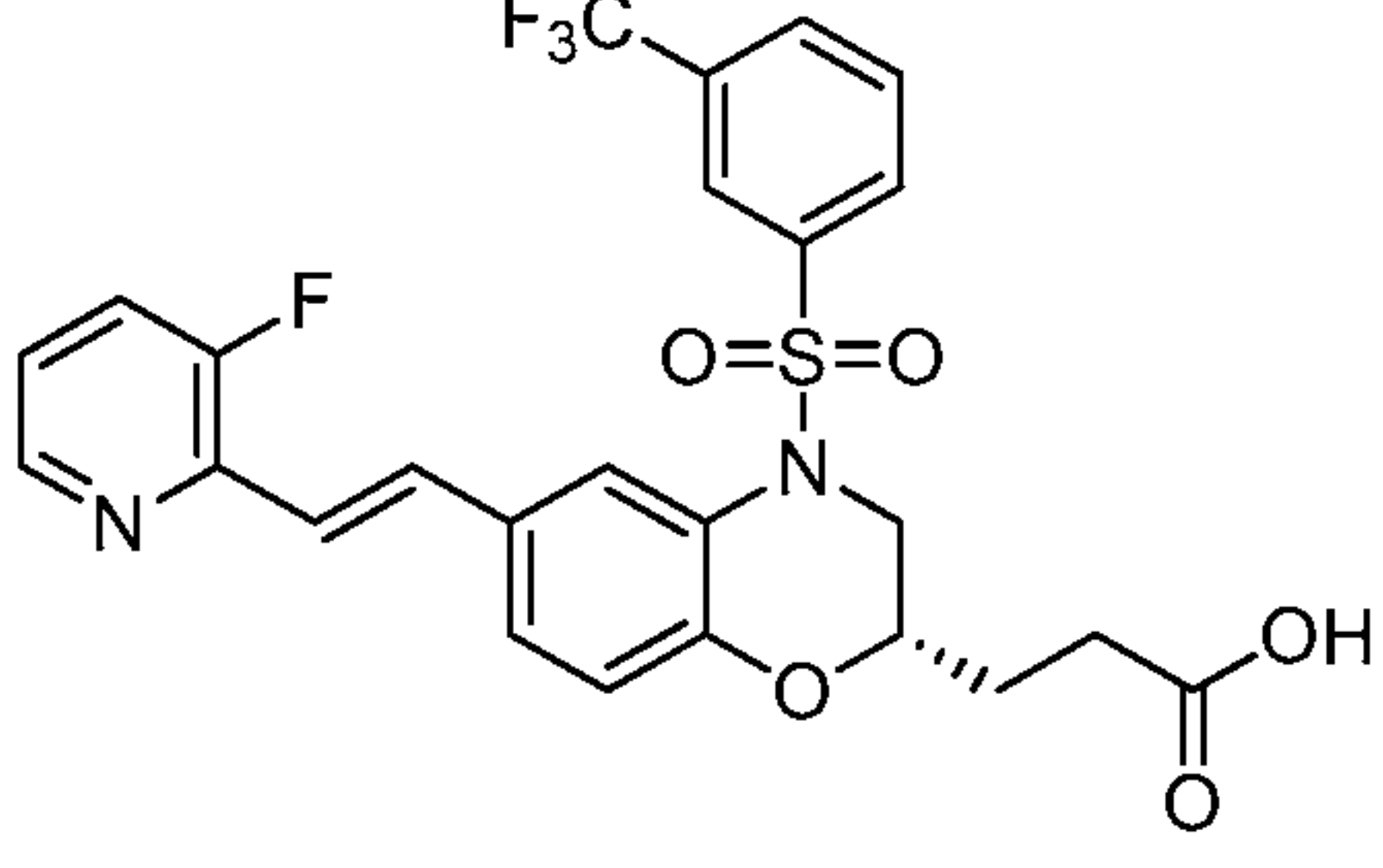
- 296 -

No.	Structure	Name	Observed m/z
89BL		(S,E)-3-(6-(2-(1H-indazol-7-yl)vinyl)-4-((3-(trifluoromethyl)phenyl)sulfonyl)-3,4-dihydro-2H-benzo[b][1,4]oxazin-2-yl)propanoic acid	558 (M+H) ⁺
89BM		(S,E)-3-(6-(2-(pyrrolo[1,2-b]pyridazin-4-yl)vinyl)-4-((3-(trifluoromethyl)phenyl)sulfonyl)-3,4-dihydro-2H-benzo[b][1,4]oxazin-2-yl)propanoic acid	558 (M+H) ⁺
89BN		(S,E)-3-(6-(2-(1,4-dimethyl-1H-indazol-3-yl)vinyl)-4-((3-(trifluoromethyl)phenyl)sulfonyl)-3,4-dihydro-2H-benzo[b][1,4]oxazin-2-yl)propanoic acid	586 (M+H) ⁺
89BO		(S,E)-3-(6-(2-(4-chloro-1-methyl-1H-indazol-3-yl)vinyl)-4-((3-(trifluoromethyl)phenyl)sulfonyl)-3,4-dihydro-2H-benzo[b][1,4]oxazin-2-yl)propanoic acid	606 (M+H) ⁺
89BP		(S,E)-3-(6-(2-(3-chloro-3-fluorostyryl)-4-((3-(trifluoromethyl)phenyl)sulfonyl)-3,4-dihydro-2H-benzo[b][1,4]oxazin-2-yl)propanoic acid	570 (M+H) ⁺

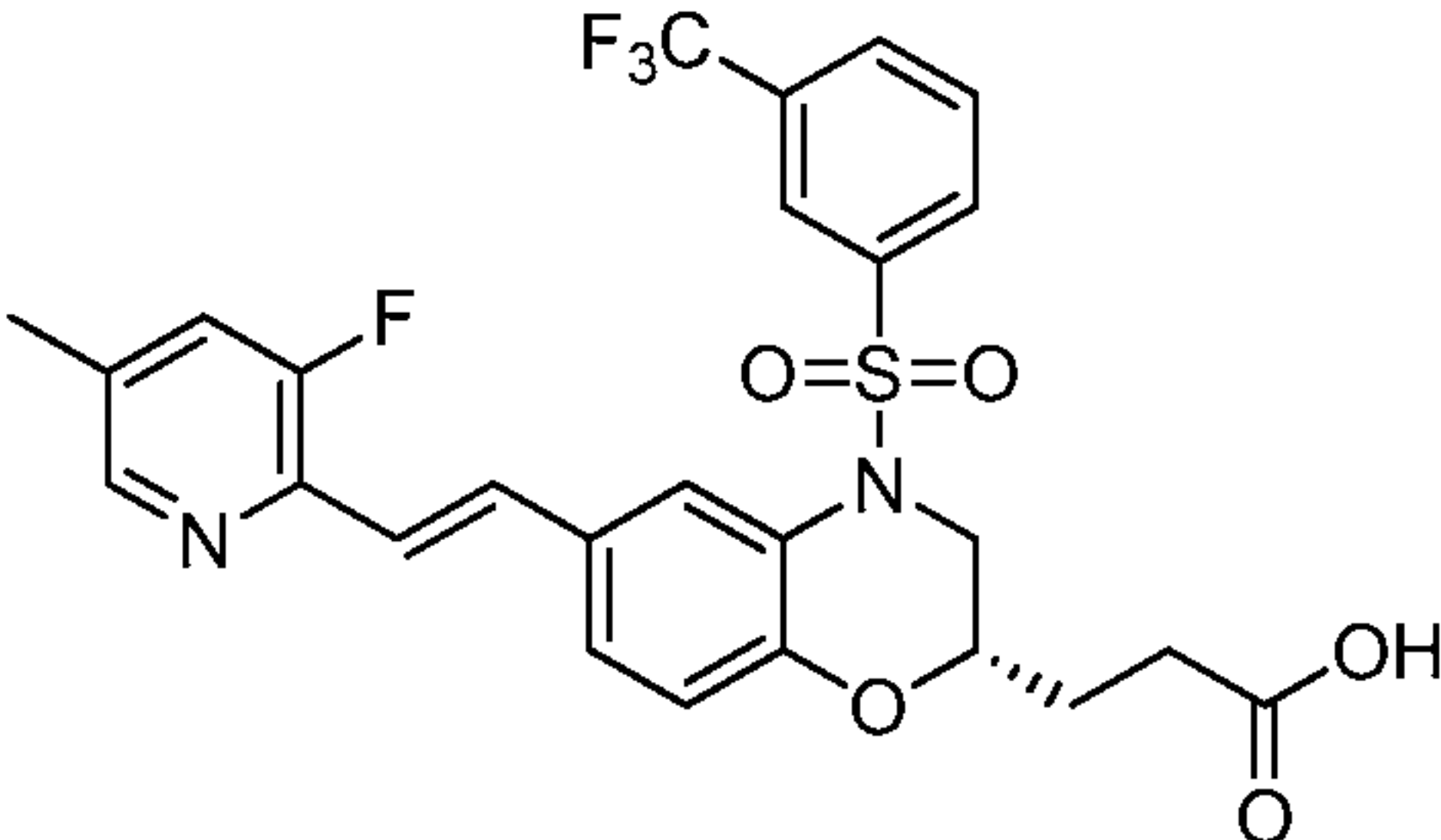
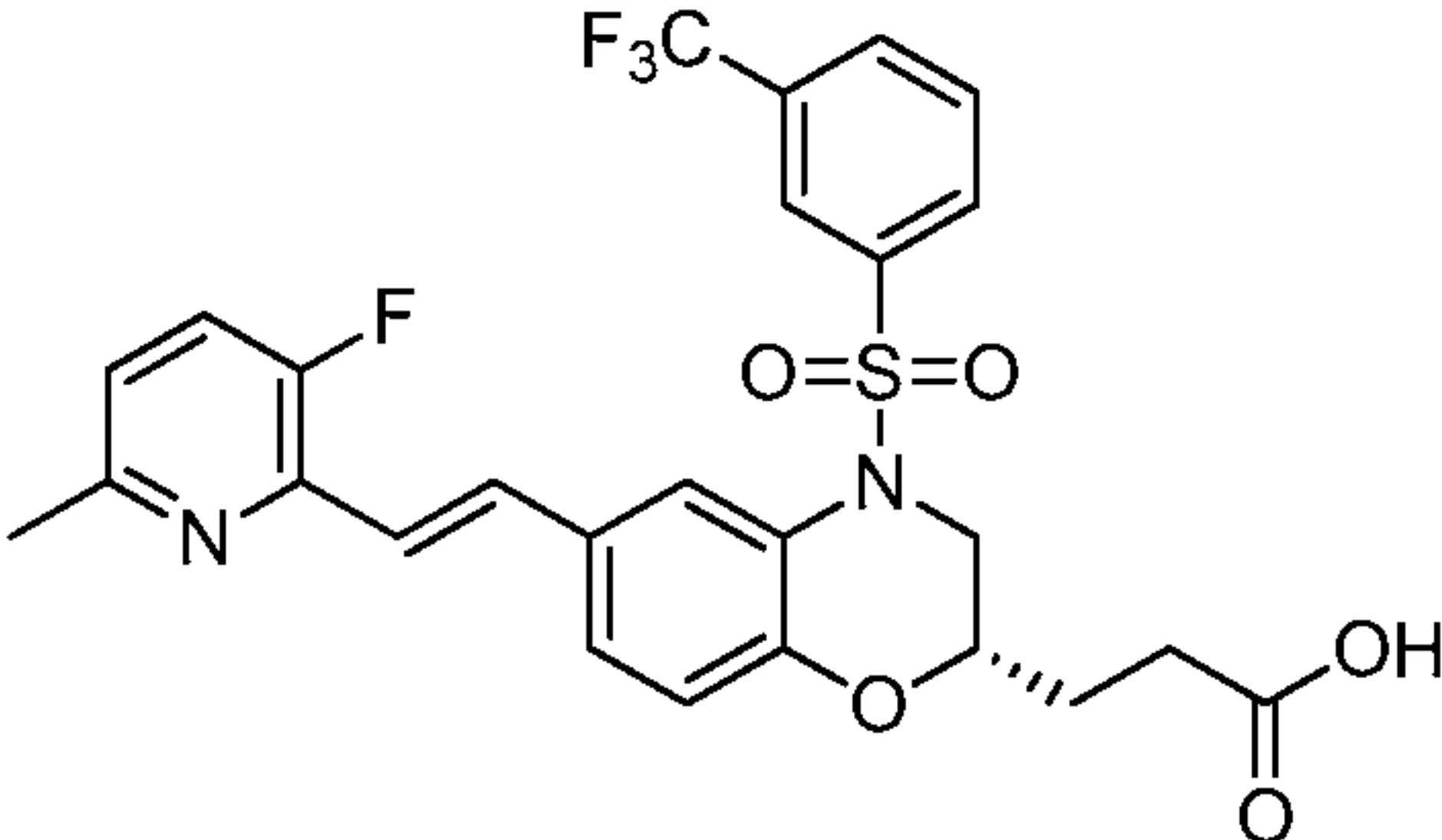
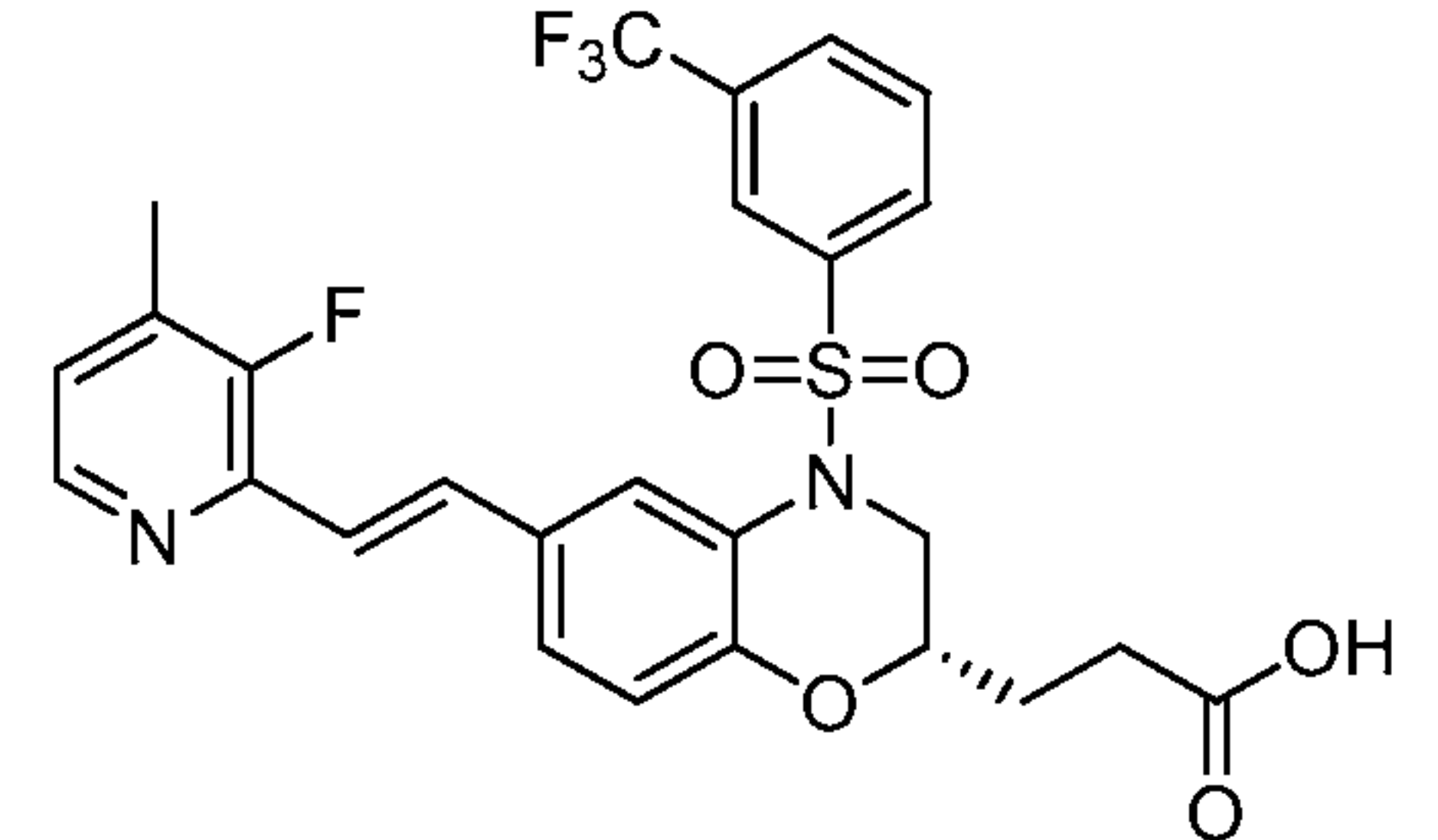
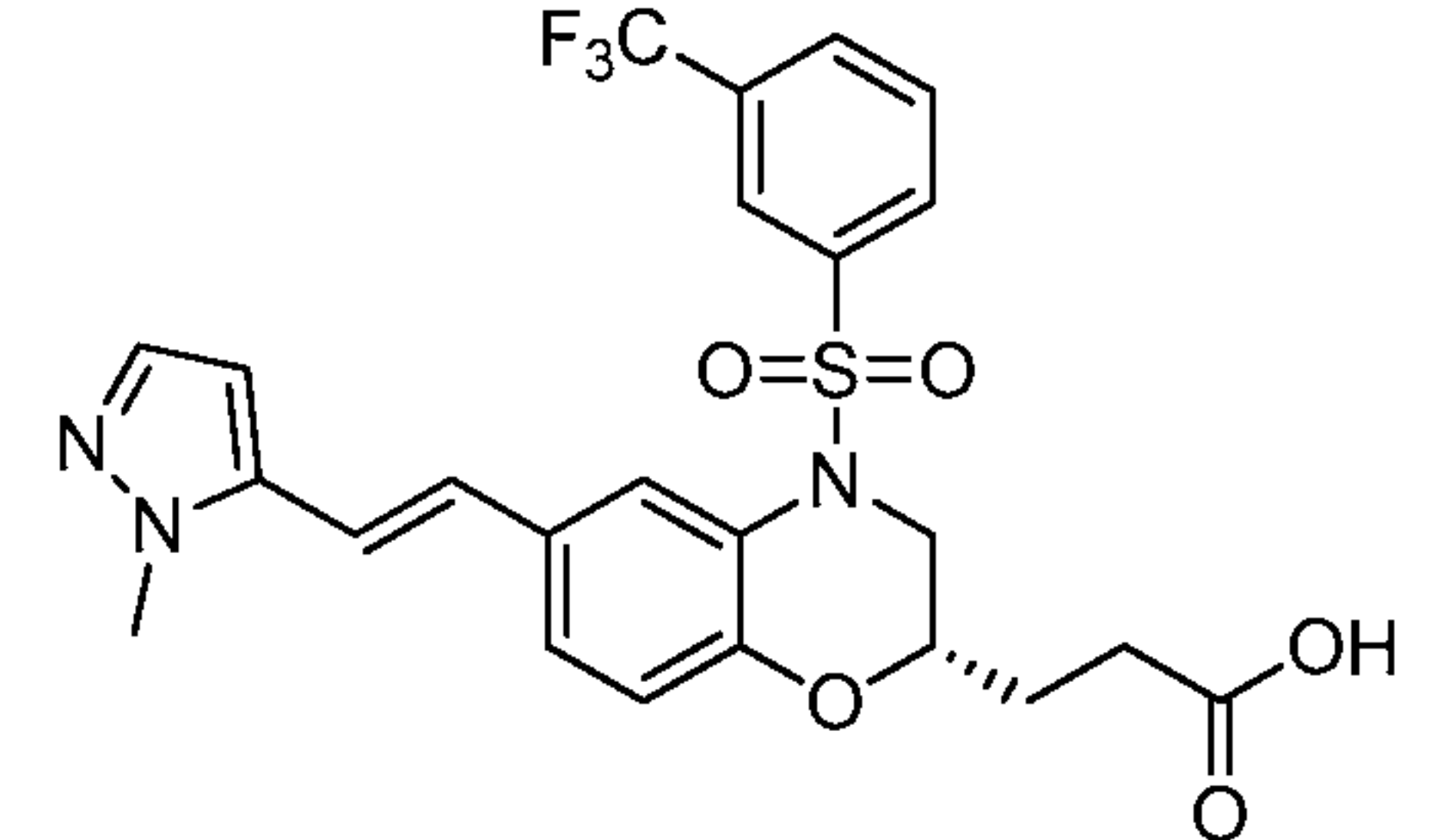
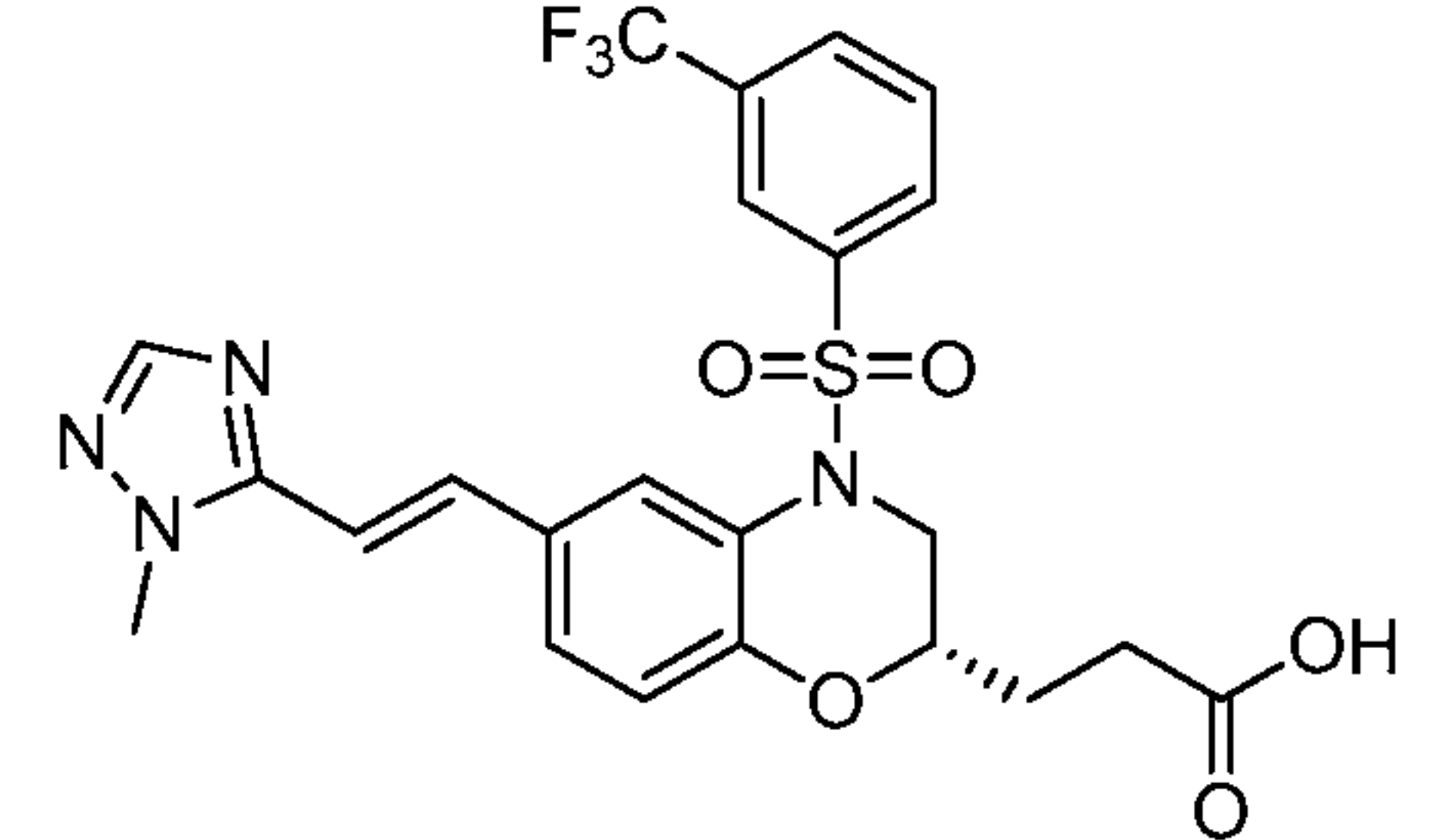
- 297 -

No.	Structure	Name	Observed m/z
89BQ		(S,E)-methyl 3-(6-(2-chloro-3-fluorostyryl)-4-((3-(trifluoromethyl)phenyl)sulfonyl)-3,4-dihydro-2H-benzo[b][1,4]oxazin-2-yl)propanoate	584 (M+H) ⁺
89BR		(S,E)-3-(6-(2-(3,5-dimethylisoxazol-4-yl)vinyl)-4-((3-(trifluoromethyl)phenyl)sulfonyl)-3,4-dihydro-2H-benzo[b][1,4]oxazin-2-yl)propanoic acid	537 (M+H) ⁺
89BS		(S,E)-methyl 3-(6-(2-(3,5-dimethylisoxazol-4-yl)vinyl)-4-((3-(trifluoromethyl)phenyl)sulfonyl)-3,4-dihydro-2H-benzo[b][1,4]oxazin-2-yl)propanoate	551 (M+H) ⁺
89BT		(S,E)-3-(6-(2-(3-(trifluoromethyl)-1H-pyrazol-4-yl)vinyl)-4-((3-(trifluoromethyl)phenyl)sulfonyl)-3,4-dihydro-2H-benzo[b][1,4]oxazin-2-yl)propanoic acid	576 (M+H) ⁺
89BU		(S,E)-3-(6-(2-(1-methyl-1H-imidazol-2-yl)vinyl)-4-((3-(trifluoromethyl)phenyl)sulfonyl)-3,4-dihydro-2H-benzo[b][1,4]oxazin-2-yl)propanoic acid	522 (M+H) ⁺

No.	Structure	Name	Observed m/z
89BV		(S,E)-3-(6-(3-(methylsulfonyl)styryl)-4-((3-(trifluoromethyl)phenyl)sulfonyl)-3,4-dihydro-2H-benzo[b][1,4]oxazin-2-yl)propanoic acid	596 (M+H) ⁺
89BW		(S,E)-3-(6-(3-cyano-2-fluorostyryl)-4-((3-(trifluoromethyl)phenyl)sulfonyl)-3,4-dihydro-2H-benzo[b][1,4]oxazin-2-yl)propanoic acid	561 (M+H) ⁺
89BX		(S,E)-3-(6-(2-(6-acetylpyridin-2-yl)vinyl)-4-((3-(trifluoromethyl)phenyl)sulfonyl)-3,4-dihydro-2H-benzo[b][1,4]oxazin-2-yl)propanoic acid	561 (M+H) ⁺
89BY		(S,E)-3-(6-(2-(1-methyl-3-(trifluoromethyl)-1H-pyrazol-4-yl)vinyl)-4-((3-(trifluoromethyl)phenyl)sulfonyl)-3,4-dihydro-2H-benzo[b][1,4]oxazin-2-yl)propanoic acid	590 (M+H) ⁺
89BZ		(S,E)-3-(6-(2-(1-propyl-1H-pyrazol-3-yl)vinyl)-4-((3-(trifluoromethyl)phenyl)sulfonyl)-3,4-dihydro-2H-benzo[b][1,4]oxazin-2-yl)propanoic acid	550 (M+H) ⁺

No.	Structure	Name	Observed m/z
89CA		(S,E)-3-(6-(2-fluoro-5-methylstyryl)-4-((3-(trifluoromethyl)phenyl)sulfonyl)-3,4-dihydro-2H-benzo[b][1,4]oxazin-2-yl)propanoic acid	550 (M+H) ⁺
89CB		(S,E)-3-(6-(2-isopropylstyryl)-4-((3-(trifluoromethyl)phenyl)sulfonyl)-3,4-dihydro-2H-benzo[b][1,4]oxazin-2-yl)propanoic acid	560 (M+H) ⁺
89CC		(S,E)-3-(6-(2-(pyrimidin-4-yl)vinyl)-4-((3-(trifluoromethyl)phenyl)sulfonyl)-3,4-dihydro-2H-benzo[b][1,4]oxazin-2-yl)propanoic acid	520 (M+H) ⁺
89CD		(S,E)-3-(6-(2-(2-chloropyridin-3-yl)vinyl)-4-((3-(trifluoromethyl)phenyl)sulfonyl)-3,4-dihydro-2H-benzo[b][1,4]oxazin-2-yl)propanoic acid	553 (M+H) ⁺
89CE		(S,E)-3-(6-(2-(3-fluoropyridin-2-yl)vinyl)-4-((3-(trifluoromethyl)phenyl)sulfonyl)-3,4-dihydro-2H-benzo[b][1,4]oxazin-2-yl)propanoic acid	537 (M+H) ⁺

- 300 -

No.	Structure	Name	Observed m/z
89CF		(S,E)-3-(6-(2-(3-fluoro-5-methylpyridin-2-yl)vinyl)-4-((3-(trifluoromethyl)phenyl)sulfonyl)-3,4-dihydro-2H-benzo[b][1,4]-oxazin-2-yl)propanoic acid	551 (M+H) ⁺
89CG		(S,E)-3-(6-(2-(3-fluoro-6-methylpyridin-2-yl)vinyl)-4-((3-(trifluoromethyl)phenyl)sulfonyl)-3,4-dihydro-2H-benzo[b][1,4]-oxazin-2-yl)propanoic acid	551 (M+H) ⁺
89CH		(S,E)-3-(6-(2-(3-fluoro-4-methylpyridin-2-yl)vinyl)-4-((3-(trifluoromethyl)phenyl)sulfonyl)-3,4-dihydro-2H-benzo[b][1,4]-oxazin-2-yl)propanoic acid	551 (M+H) ⁺
89CI		(S,E)-3-(6-(2-(1-methyl-1H-pyrazol-5-yl)vinyl)-4-((3-(trifluoromethyl)phenyl)sulfonyl)-3,4-dihydro-2H-benzo[b][1,4]-oxazin-2-yl)propanoic acid	522 (M+H) ⁺
89CJ		(S,E)-3-(6-(2-(1-methyl-1H-1,2,4-triazol-5-yl)vinyl)-4-((3-(trifluoromethyl)phenyl)sulfonyl)-3,4-dihydro-2H-benzo[b][1,4]-oxazin-2-yl)propanoic acid	523 (M+H) ⁺

- 301 -

No.	Structure	Name	Observed m/z
89CK		(S,E)-3-(4-((3-(trifluoromethyl)phenyl)sulfonyl)-6-(2-(trifluoromethyl)pyridin-3-yl)vinyl)-3,4-dihydro-2H-benzo[b][1,4]oxazin-2-yl)propanoic acid	587 (M+H) ⁺
89CL		(S,E)-3-(6-(2,4,6-trichlorostyryl)-4-((3-(trifluoromethyl)phenyl)sulfonyl)-3,4-dihydro-2H-benzo[b][1,4]oxazin-2-yl)propanoic acid	620 (M+H) ⁺
89CM		(S,E)-3-(6-(2,6-dichloro-4-fluorostyryl)-4-((3-(trifluoromethyl)phenyl)sulfonyl)-3,4-dihydro-2H-benzo[b][1,4]oxazin-2-yl)propanoic acid	604 (M+H) ⁺
89CN		(S,E)-3-(6-(2,6-dichloro-4-(trifluoromethoxy)styryl)-4-((3-(trifluoromethyl)phenyl)sulfonyl)-3,4-dihydro-2H-benzo[b][1,4]oxazin-2-yl)propanoic acid	670 (M+H) ⁺
89CO		(S,E)-3-(6-(3-chloro-2-(trifluoromethyl)styryl)-4-((3-(trifluoromethyl)phenyl)sulfonyl)-3,4-dihydro-2H-benzo[b][1,4]oxazin-2-yl)propanoic acid	620 (M+H) ⁺

- 302 -

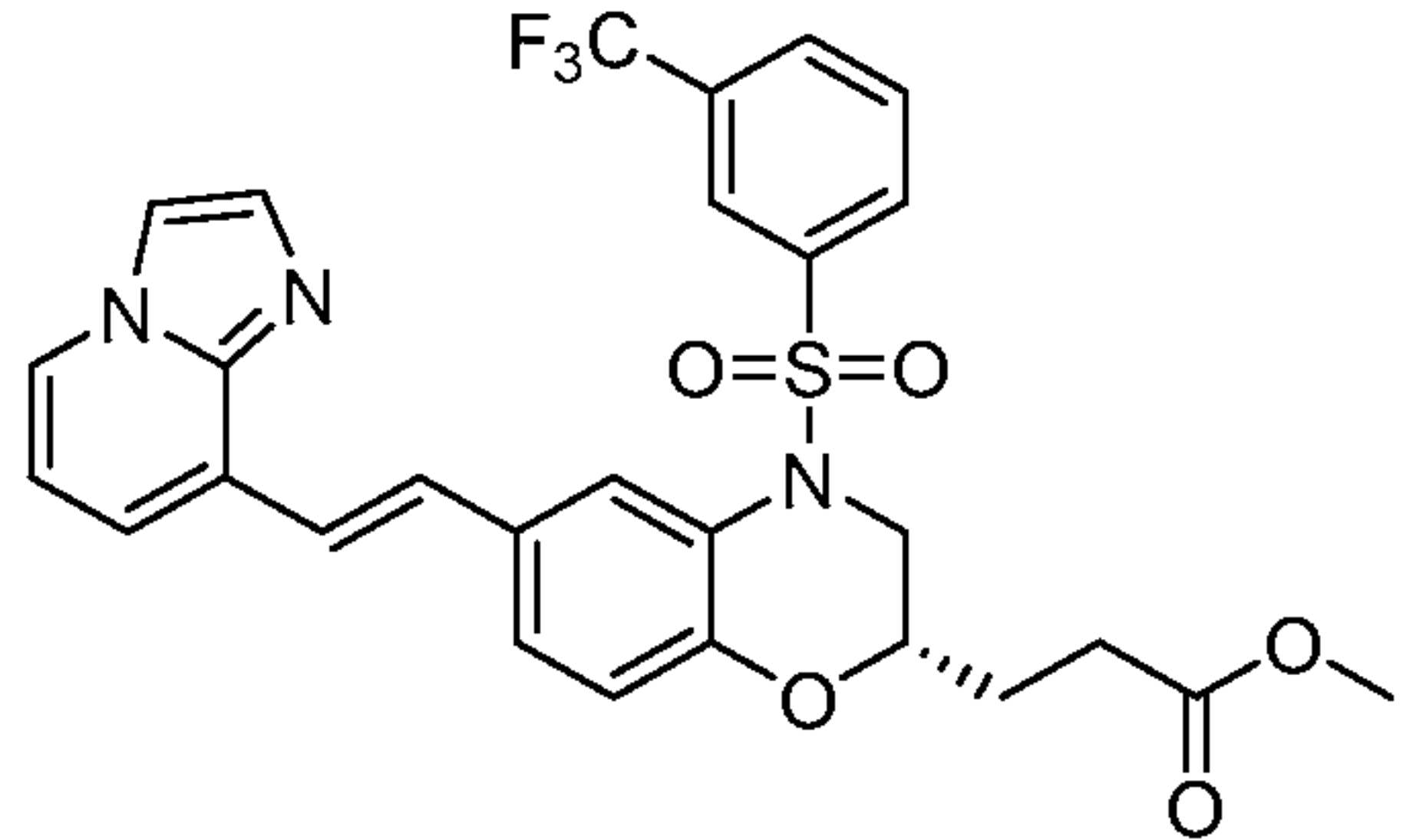
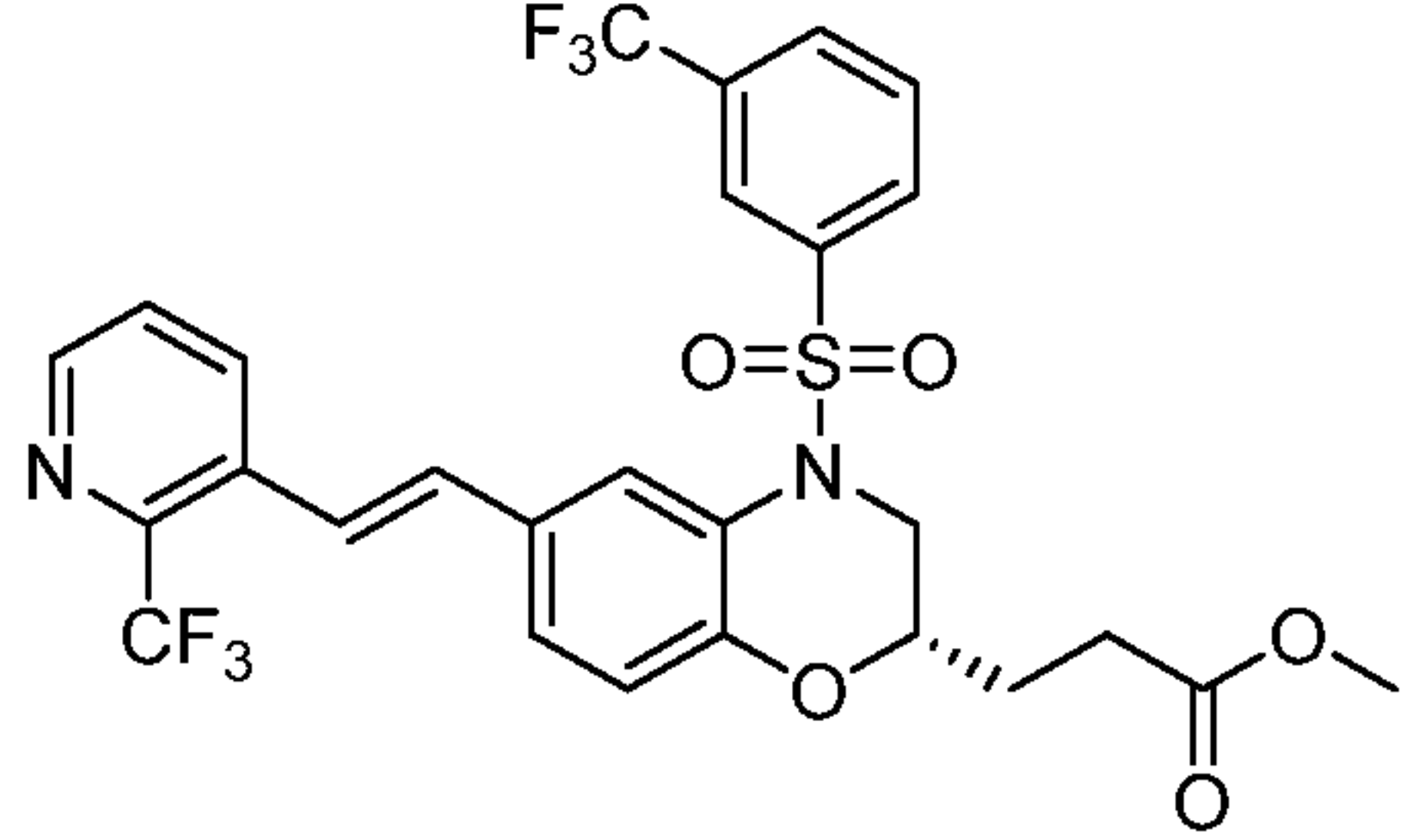
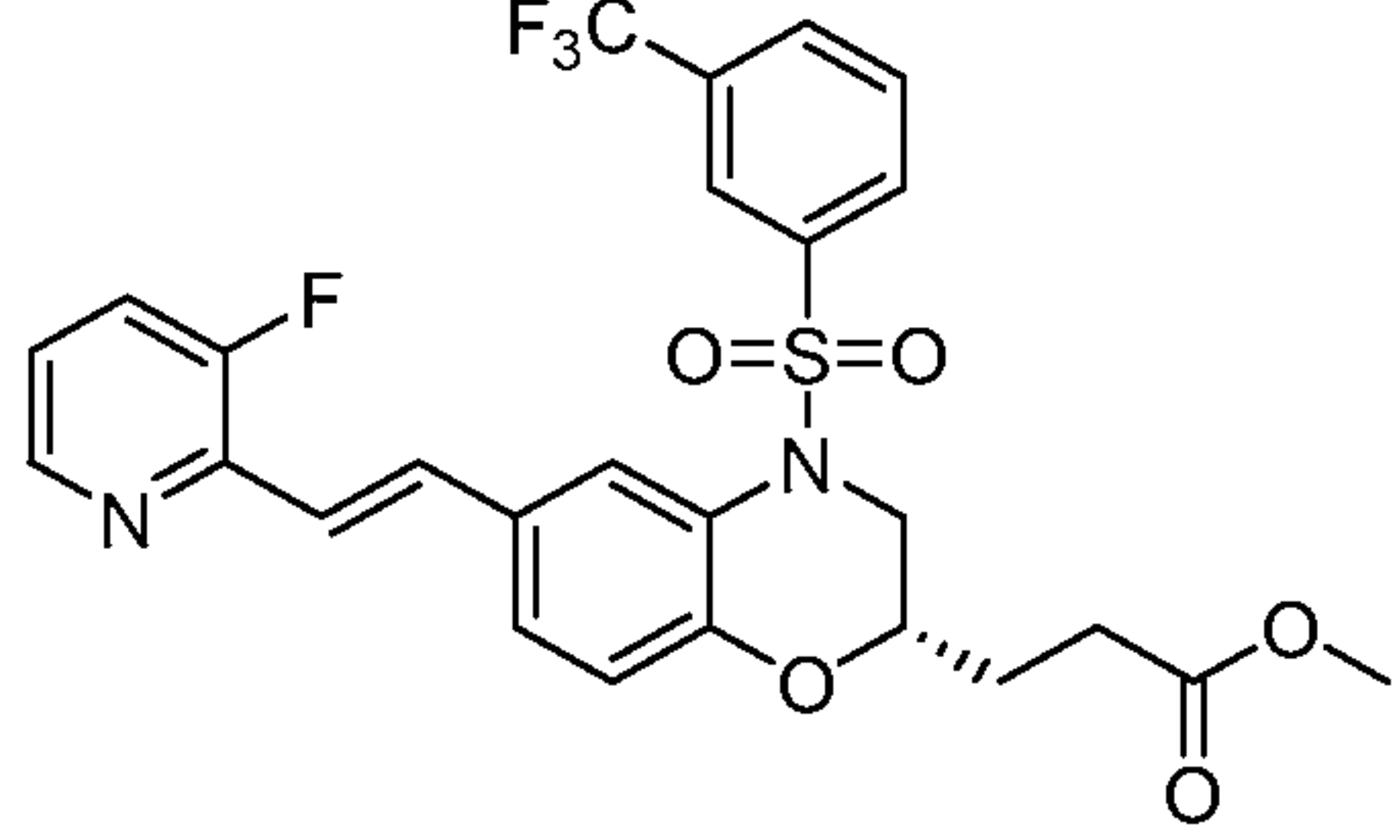
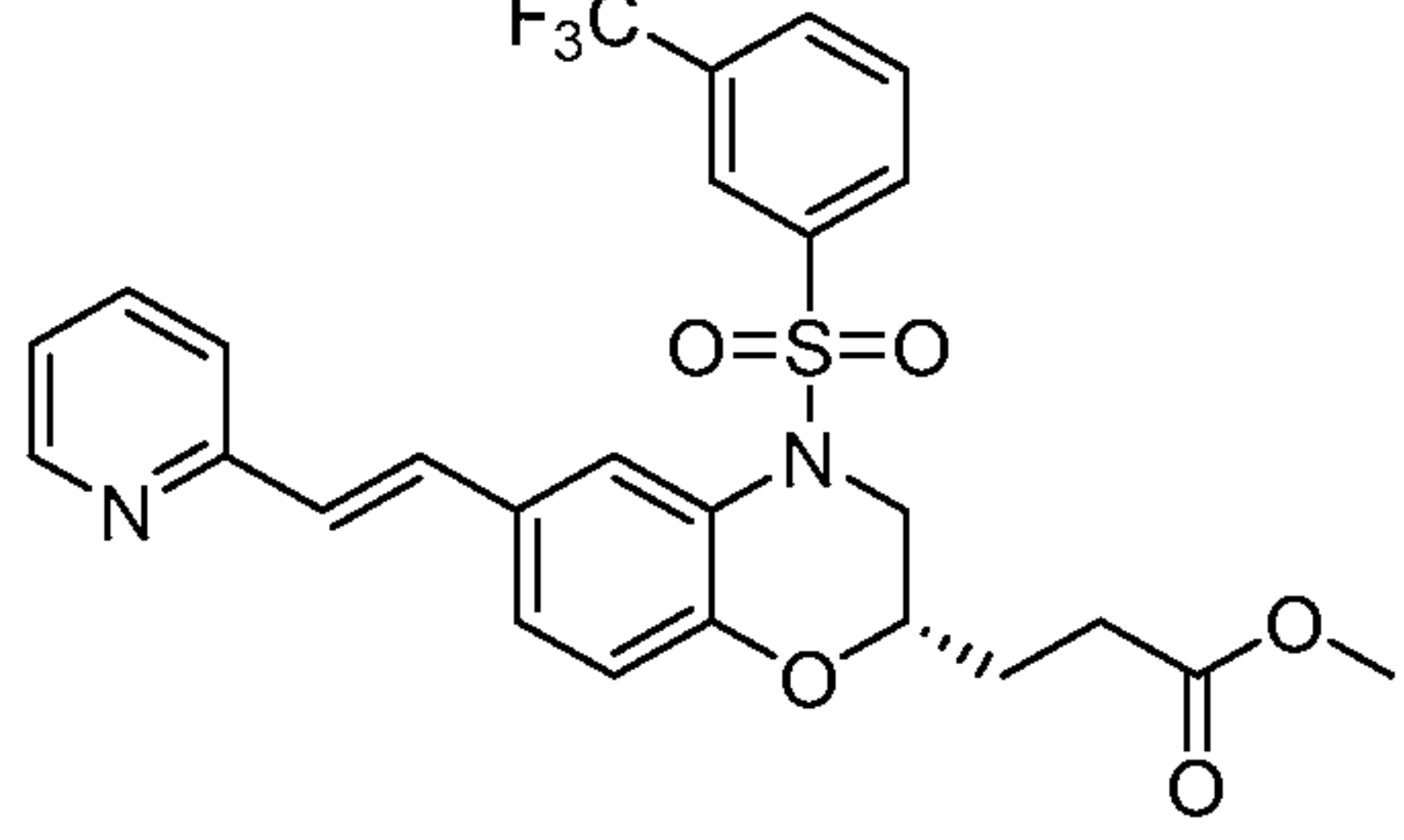
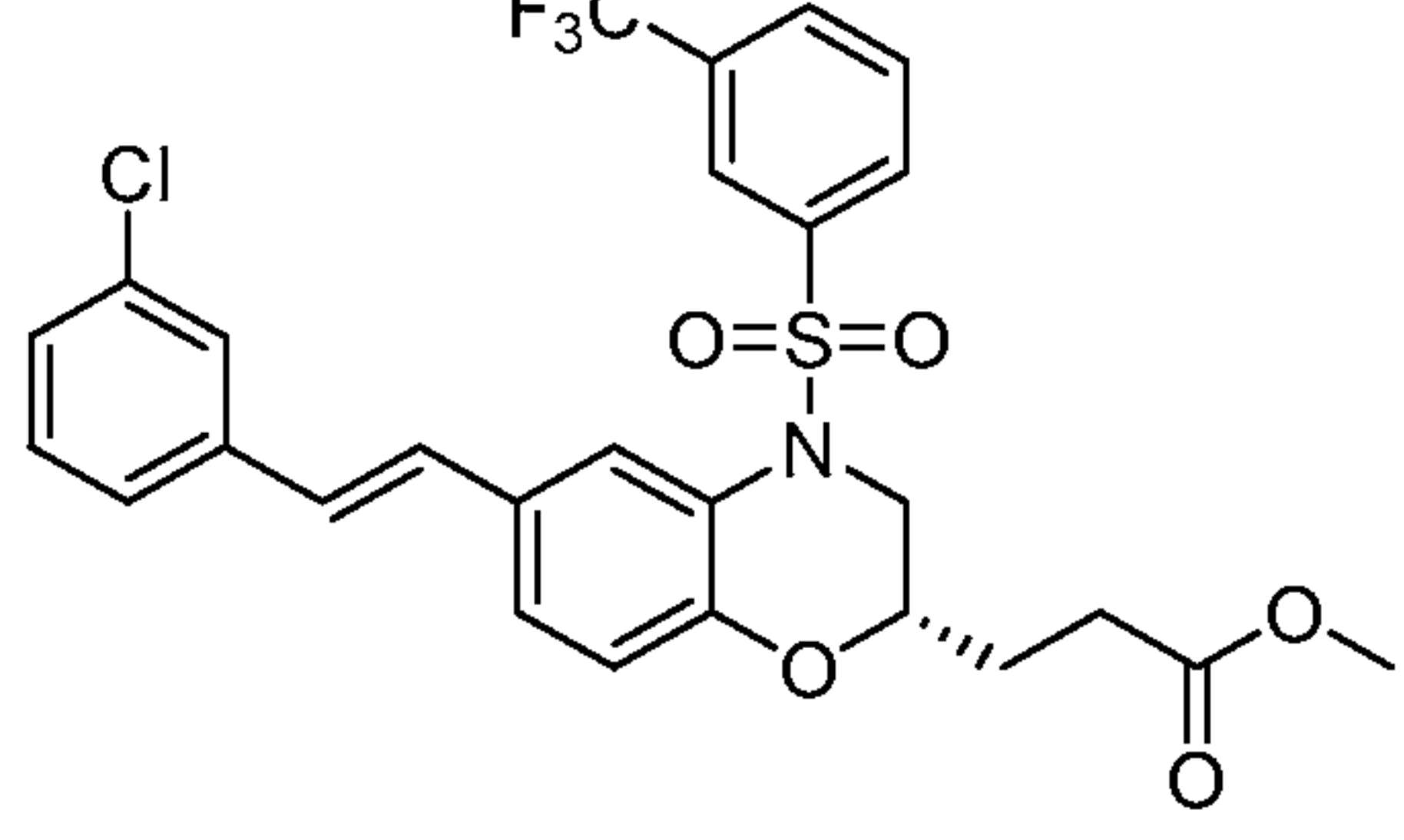
No.	Structure	Name	Observed m/z
89CP		(S,E)-3-(6-(5-fluoro-2-(trifluoromethyl)styryl)-4-((3-(trifluoromethyl)phenyl)sulfonyl)-3,4-dihydro-2H-benzo[b][1,4]-oxazin-2-yl)propanoic acid	604 (M+H) ⁺
89CQ		(S,E)-3-(4-((3-chloro-1-ethyl-1H-pyrazol-4-yl)sulfonyl)-6-(2-(3-chloropyridin-2-yl)vinyl)-3,4-dihydro-2H-benzo[b][1,4]oxazin-2-yl)propanoic acid	604 (M+H) ⁺
89CR		(S,E)-3-(6-(2,6-dichlorostyryl)-4-((3-ethoxy-1-ethyl-1H-pyrazol-4-yl)sulfonyl)-3,4-dihydro-2H-benzo[b][1,4]oxazin-2-yl)propanoic acid	580 (M+H) ⁺
89CS		methyl (S,E)-3-(6-(2,6-dichlorostyryl)-4-((3-(difluoromethoxy)phenyl)sulfonyl)-3,4-dihydro-2H-benzo[b][1,4]-oxazin-2-yl)propanoate	598 (M+H) ⁺
89CT		(S,E)-3-(6-(2,6-dichlorostyryl)-4-((3-(difluoromethoxy)phenyl)sulfonyl)-3,4-dihydro-2H-benzo[b][1,4]oxazin-2-yl)propanoic acid	584 (M+H) ⁺

No.	Structure	Name	Observed m/z
89CU		methyl (<i>S,E</i>)-3-(6-(2-chloro-6-fluorostyryl)-4-((3-(difluoromethoxy)-4-fluorophenyl)sulfonyl)-3,4-dihydro-2 <i>H</i> -benzo[<i>b</i>][1,4]oxazin-2-yl)propanoate	600 (M+H) ⁺
89CV		(<i>S,E</i>)-3-(6-(2-chloro-6-fluorostyryl)-4-((3-(difluoromethoxy)-4-fluorophenyl)sulfonyl)-3,4-dihydro-2 <i>H</i> -benzo[<i>b</i>][1,4]oxazin-2-yl)propanoic acid	586 (M+H) ⁺
89CW		methyl (<i>S,E</i>)-3-(4-((5-chloro-2-ethoxy)pyridin-3-yl)sulfonyl)-6-(2-chloro-6-fluorostyryl)-3,4-dihydro-2 <i>H</i> -benzo[<i>b</i>][1,4]oxazin-2-yl)propanoate	595 (M+H) ⁺
89CX		(<i>S,E</i>)-3-(4-((5-chloro-2-ethoxy)pyridin-3-yl)sulfonyl)-6-(2-chloro-6-fluorostyryl)-3,4-dihydro-2 <i>H</i> -benzo[<i>b</i>][1,4]oxazin-2-yl)propanoic acid	581 (M+H) ⁺
89CY		methyl (<i>S,E</i>)-3-(4-((5-chloro-2-ethoxy)pyridin-3-yl)sulfonyl)-6-(2-chloro-6-(trifluoromethyl)styryl)-3,4-dihydro-2 <i>H</i> -benzo[<i>b</i>][1,4]oxazin-2-yl)propanoate	645 (M+H) ⁺

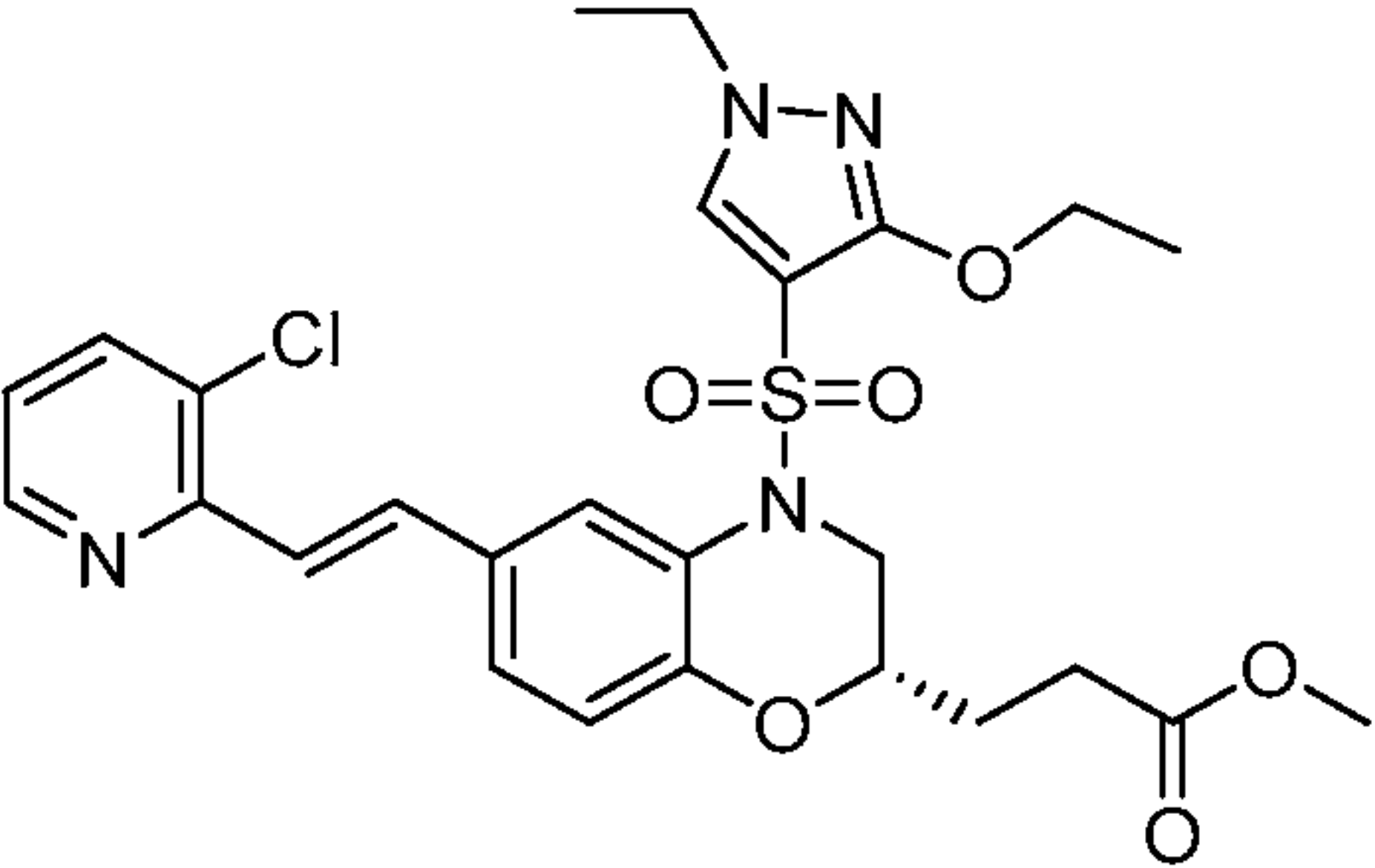
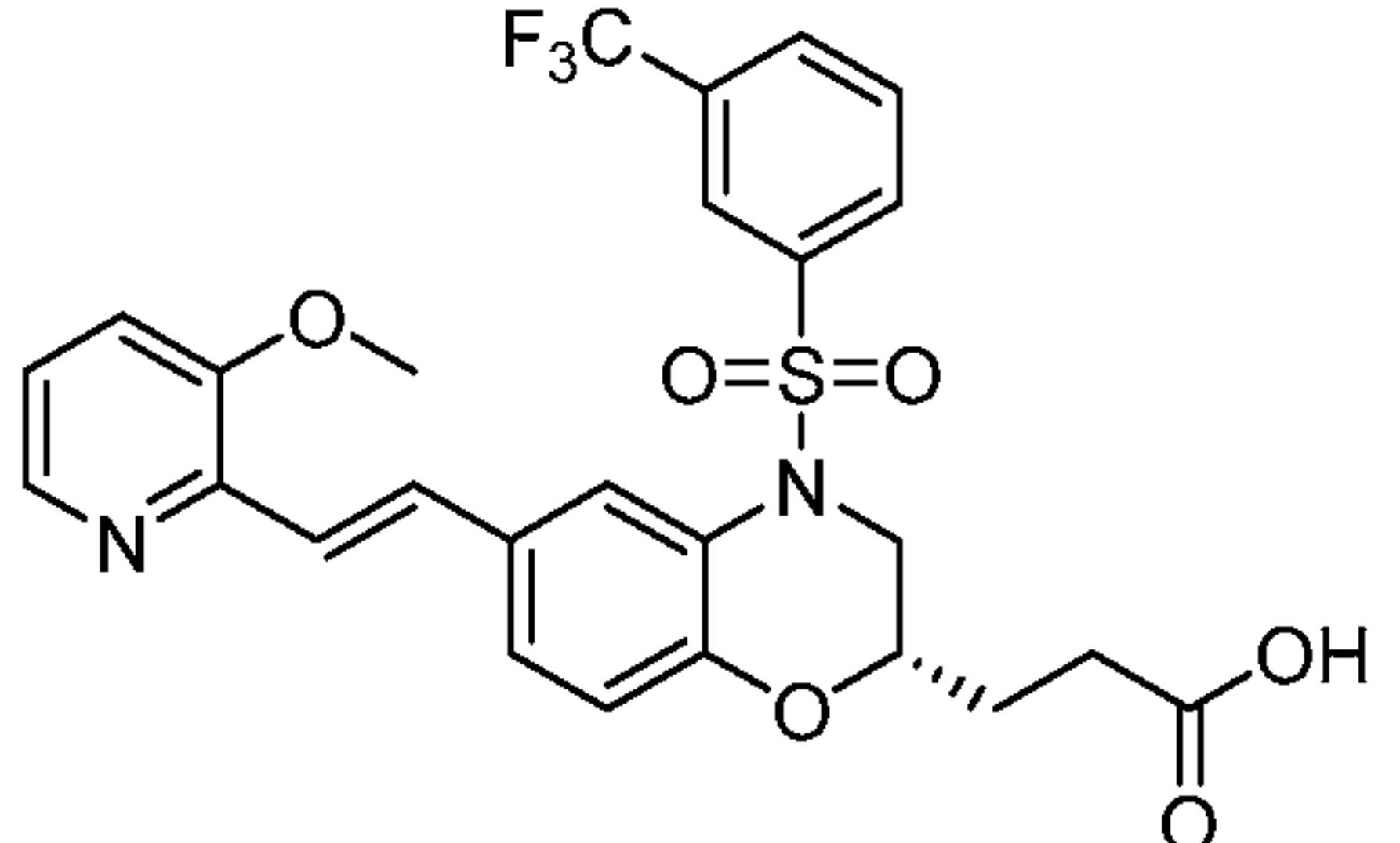
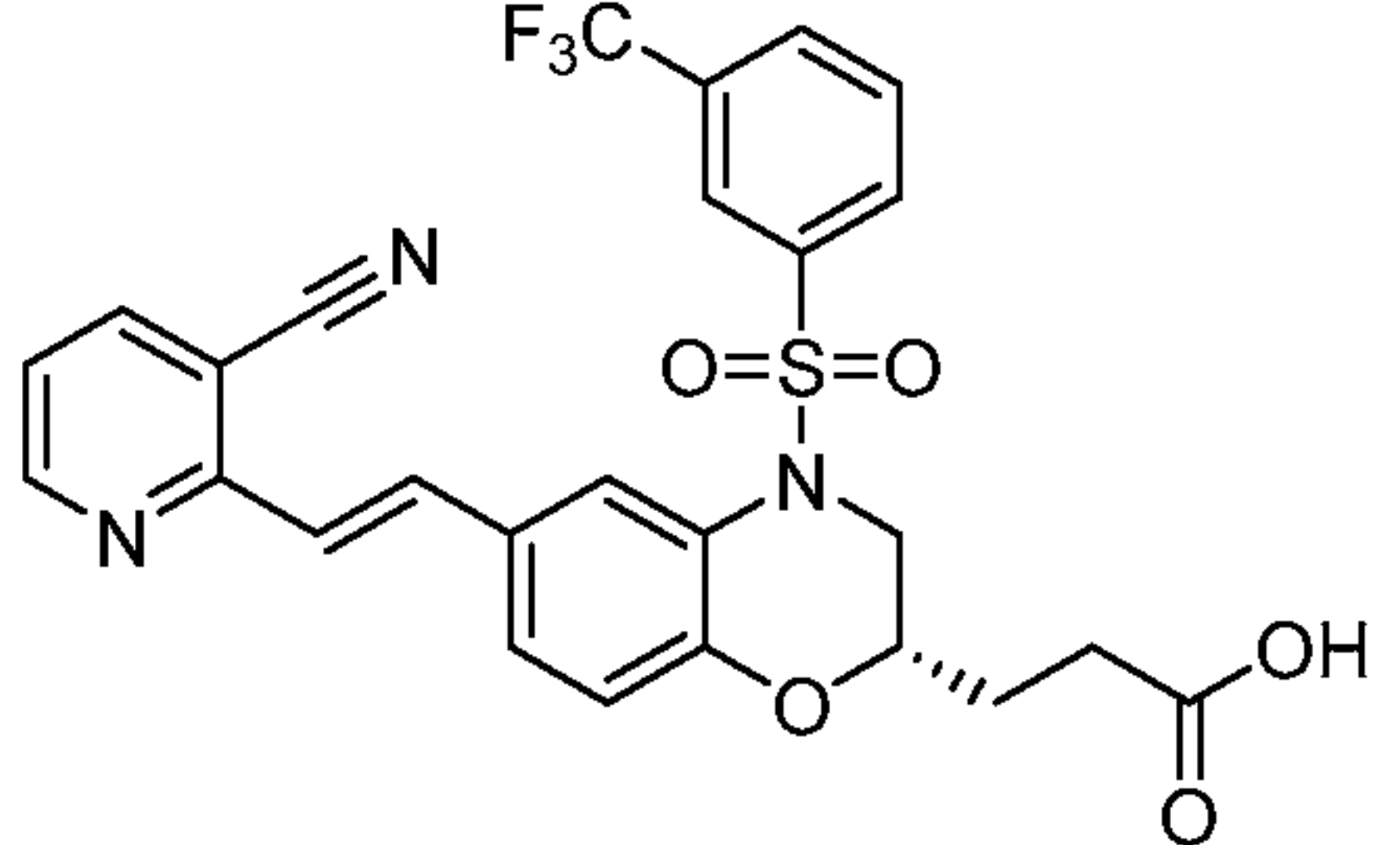
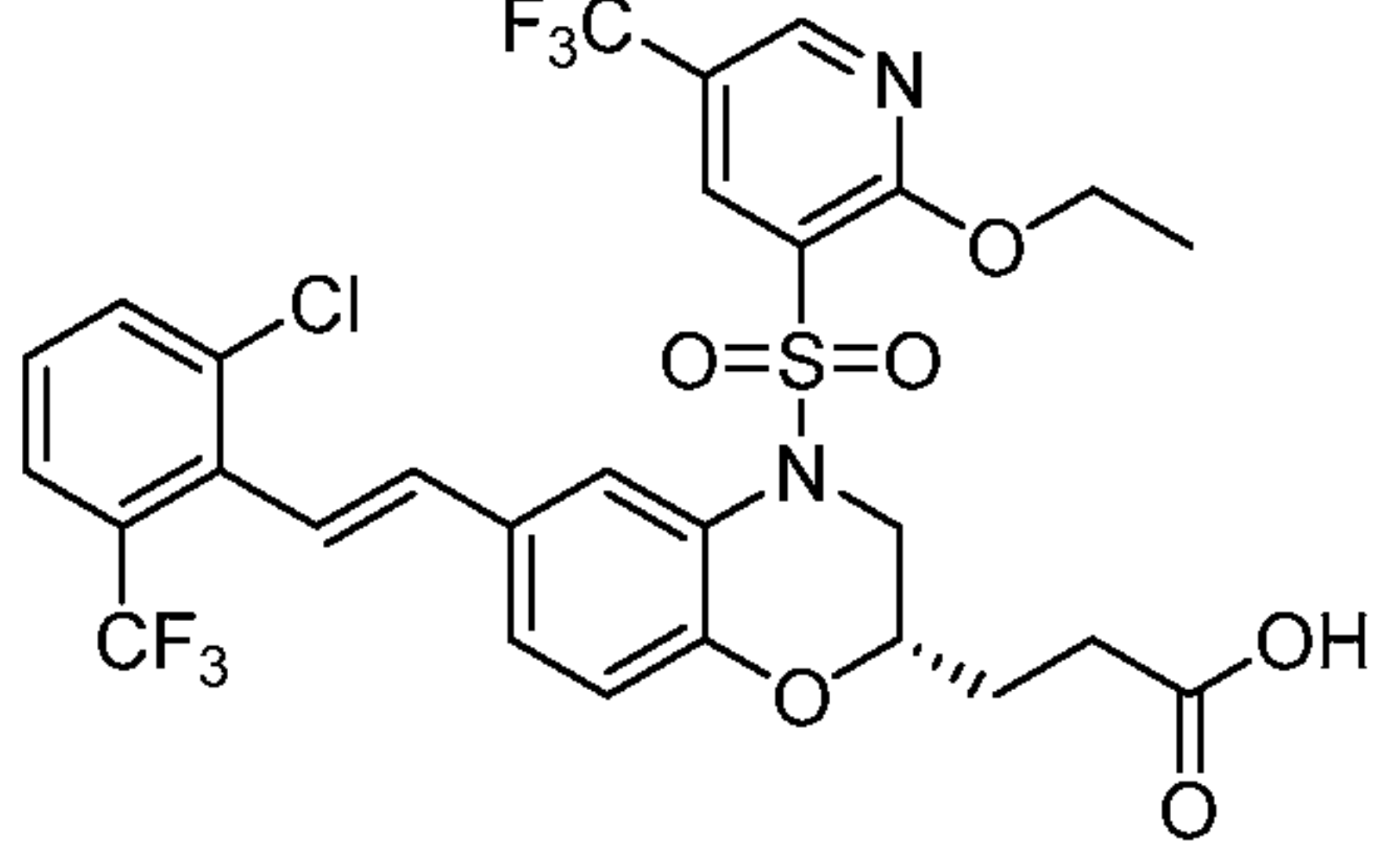
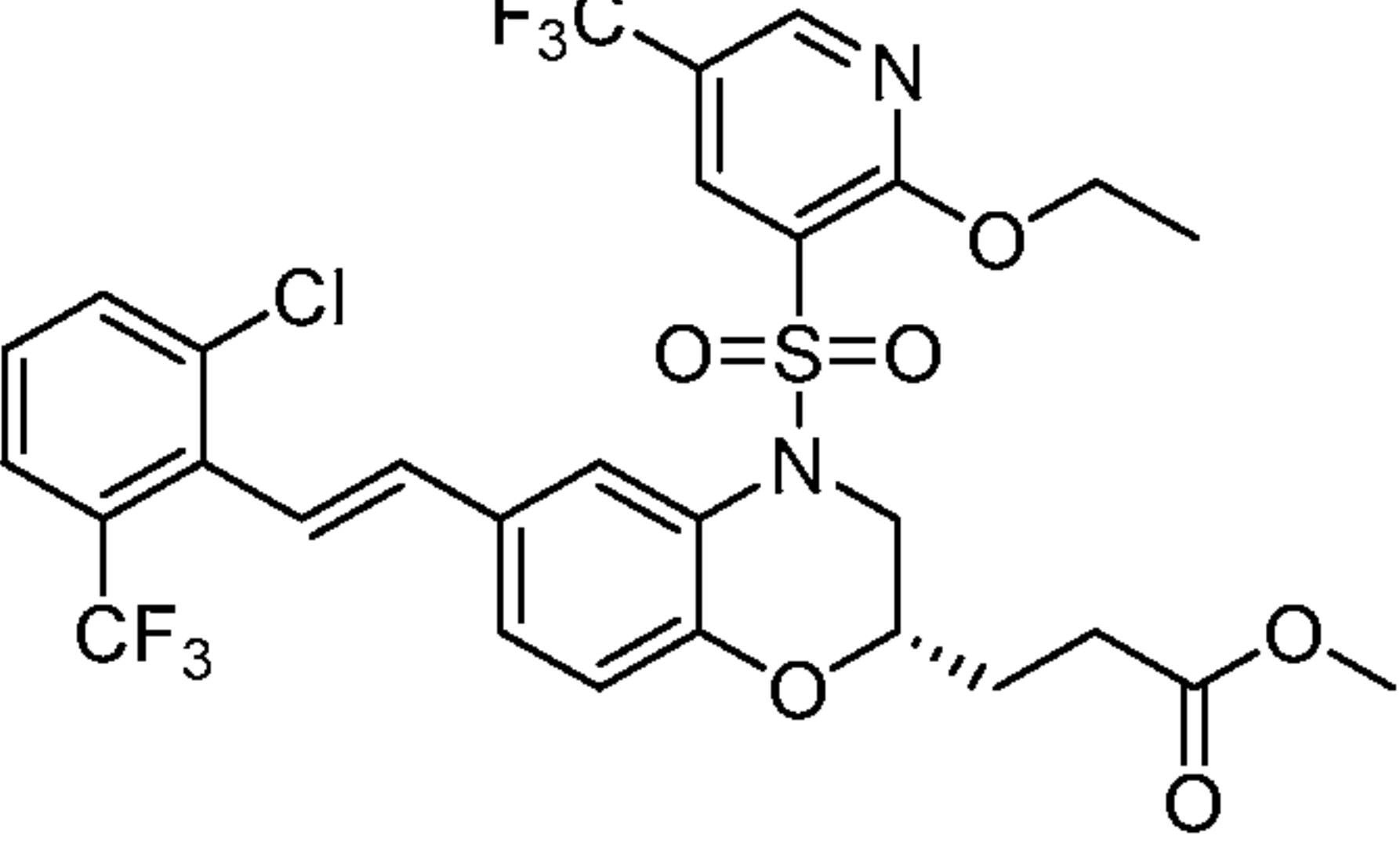
- 304 -

No.	Structure	Name	Observed m/z
89CZ		(S,E)-3-(4-((5-chloro-2-ethoxy)pyridin-3-yl)sulfonyl)-6-(2-chloro-6-(trifluoromethyl)styryl)-3,4-dihydro-2H-benzo[b][1,4]oxazin-2-yl)propanoic acid	631 (M+H) ⁺
89DA		methyl (S,E)-3-(6-(4-chlorostyryl)-4-((3-ethoxy-1-ethyl-1H-pyrazol-4-yl)sulfonyl)-3,4-dihydro-2H-benzo[b][1,4]oxazin-2-yl)propanoate	560 (M+H) ⁺
89DB		(S,E)-3-(6-(4-chlorostyryl)-4-((3-ethoxy-1-ethyl-1H-pyrazol-4-yl)sulfonyl)-3,4-dihydro-2H-benzo[b][1,4]oxazin-2-yl)propanoic acid	546 (M+H) ⁺
89DC		(S,E)-3-(6-(4-cyanostyryl)-4-((3-ethoxy-1-ethyl-1H-pyrazol-4-yl)sulfonyl)-3,4-dihydro-2H-benzo[b][1,4]oxazin-2-yl)propanoic acid	537 (M+H) ⁺
89DD		methyl (S,E)-3-(6-(4-cyanostyryl)-4-((3-ethoxy-1-ethyl-1H-pyrazol-4-yl)sulfonyl)-3,4-dihydro-2H-benzo[b][1,4]oxazin-2-yl)propanoate	551 (M+H) ⁺

- 305 -

No.	Structure	Name	Observed m/z
89DE		methyl (<i>S,E</i>)-3-(6-(2-(imidazo[1,2-a]pyridin-8-yl)vinyl)-4-((3-(trifluoromethyl)phenyl)sulfonyl)-3,4-dihydro-2 <i>H</i> -benzo[<i>b</i>][1,4]oxazin-2-yl)propanoate	572 (M+H) ⁺
89DF		methyl (<i>S,E</i>)-3-(4-((3-(trifluoromethyl)phenyl)sulfonyl)-6-(2-(2-(trifluoromethyl)pyridin-3-yl)vinyl)-3,4-dihydro-2 <i>H</i> -benzo[<i>b</i>][1,4]oxazin-2-yl)propanoate	601 (M+H) ⁺
89DG		methyl (<i>S,E</i>)-3-(6-(2-(3-fluoropyridin-2-yl)vinyl)-4-((3-(trifluoromethyl)phenyl)sulfonyl)-3,4-dihydro-2 <i>H</i> -benzo[<i>b</i>][1,4]oxazin-2-yl)propanoate	551 (M+H) ⁺
89DH		methyl (<i>S,E</i>)-3-(6-(2-(pyridin-2-yl)vinyl)-4-((3-(trifluoromethyl)phenyl)sulfonyl)-3,4-dihydro-2 <i>H</i> -benzo[<i>b</i>][1,4]oxazin-2-yl)propanoate	533 (M+H) ⁺
89DI		methyl (<i>S,E</i>)-3-(6-(3-chlorostyryl)-4-((3-(trifluoromethyl)phenyl)sulfonyl)-3,4-dihydro-2 <i>H</i> -benzo[<i>b</i>][1,4]oxazin-2-yl)propanoate	566 (M+H) ⁺

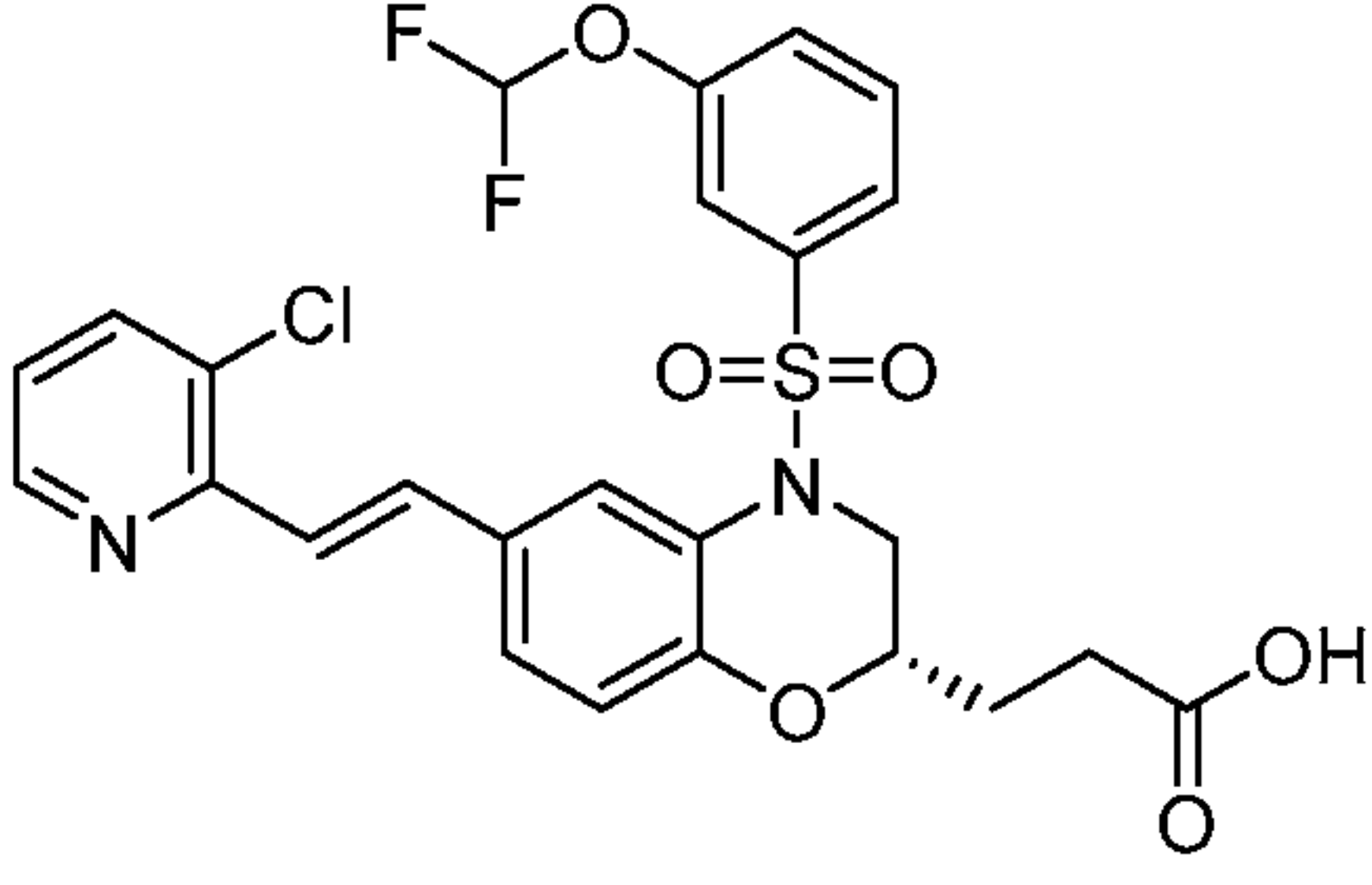
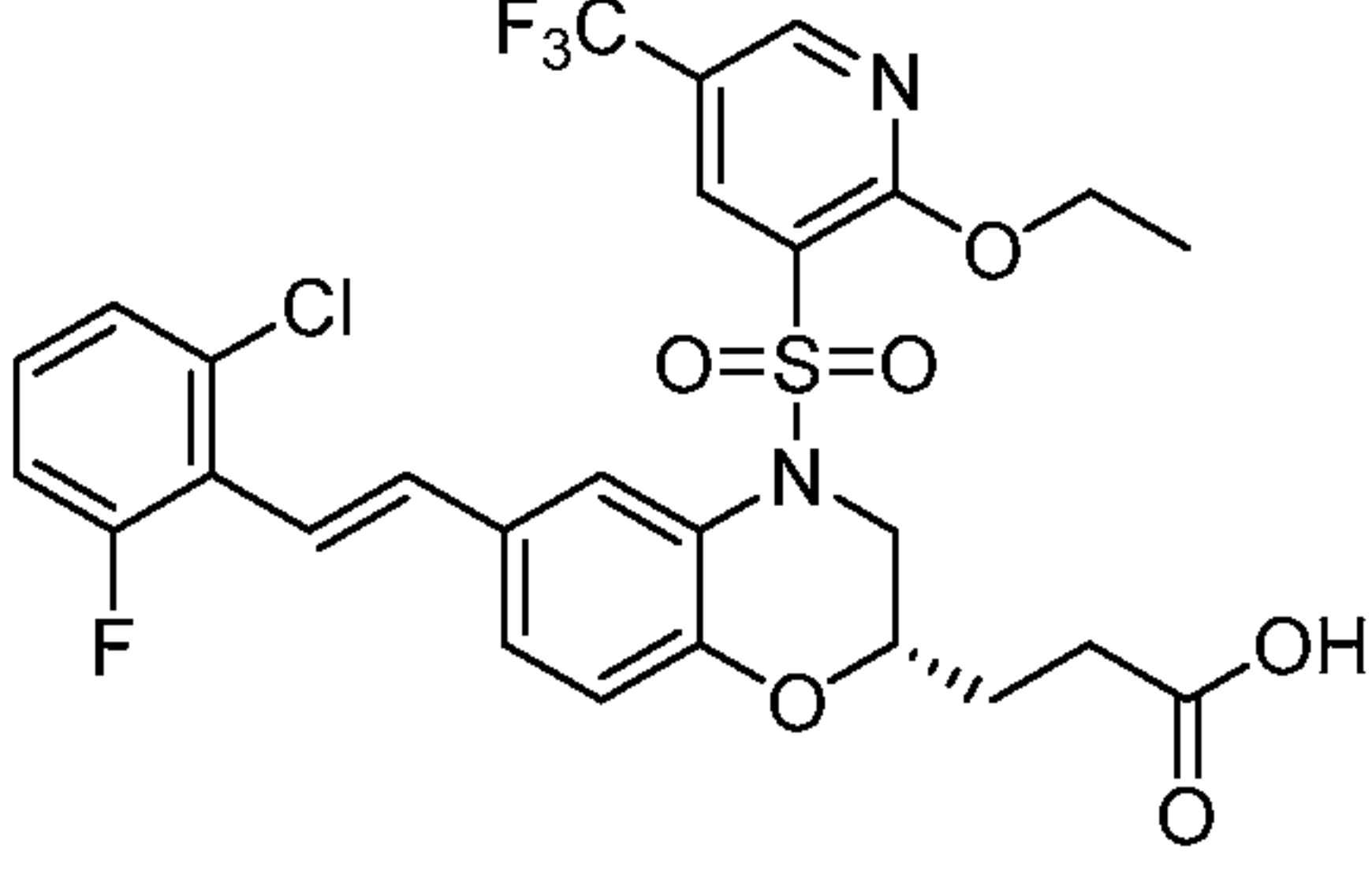
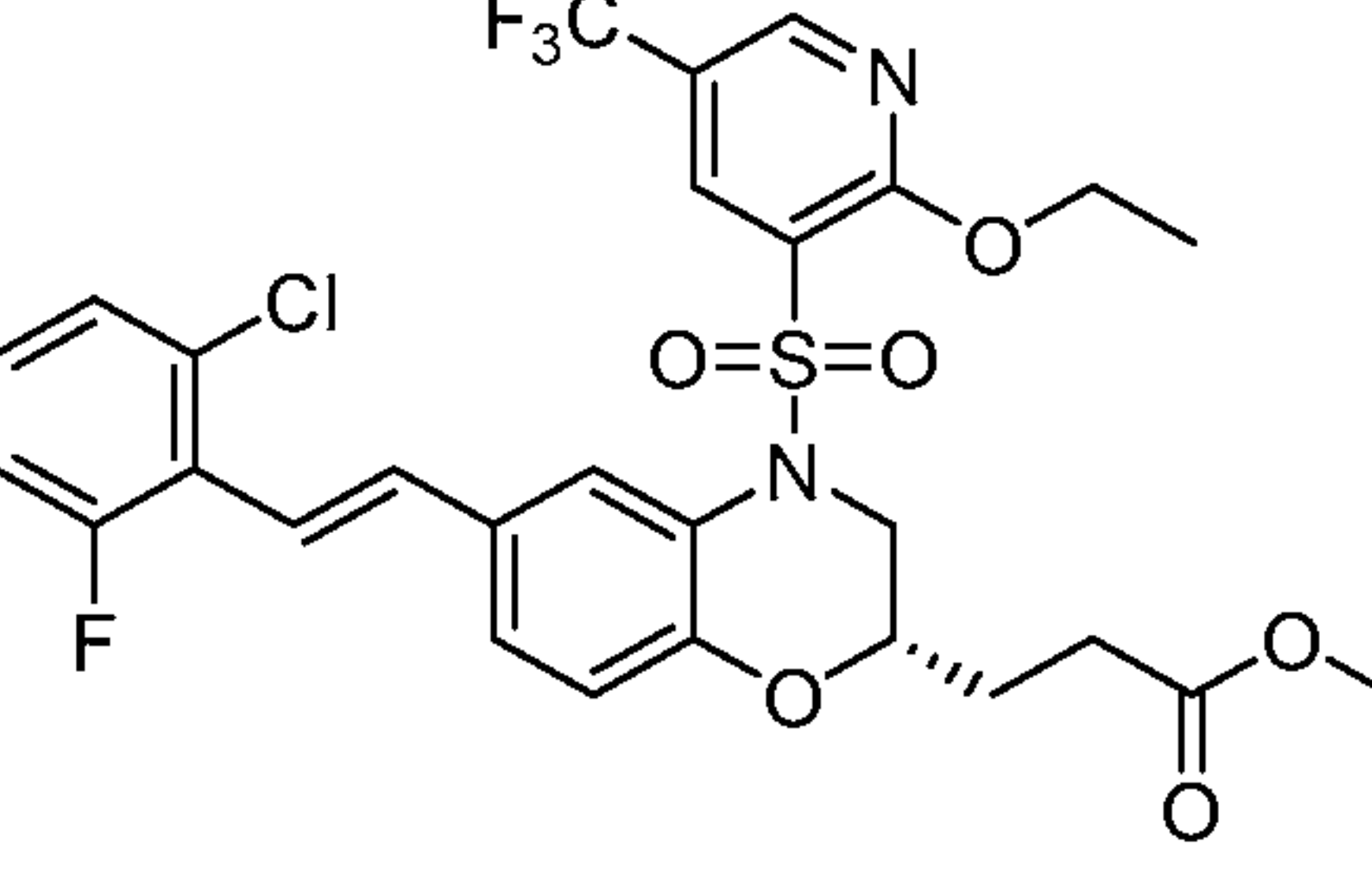
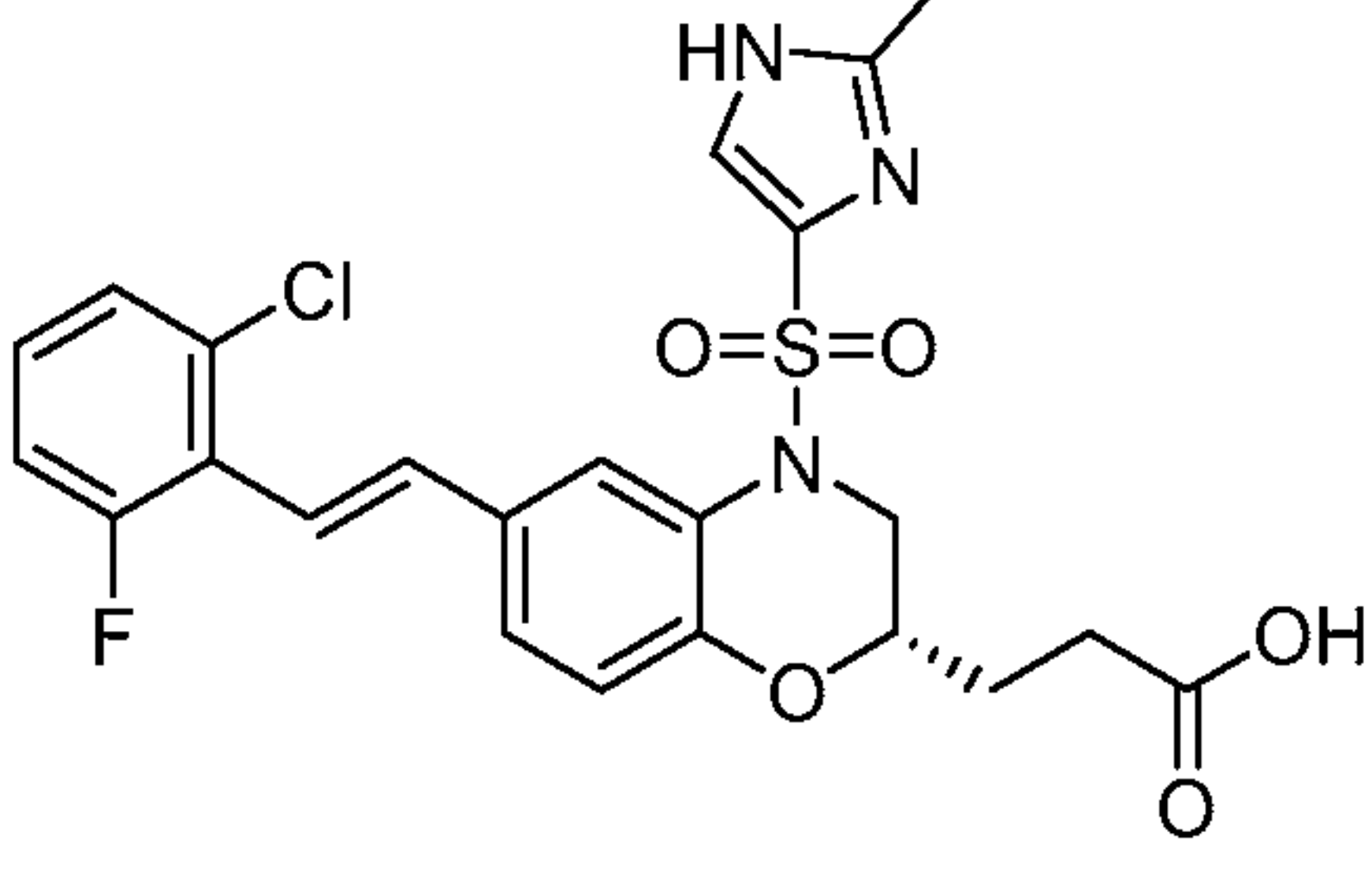
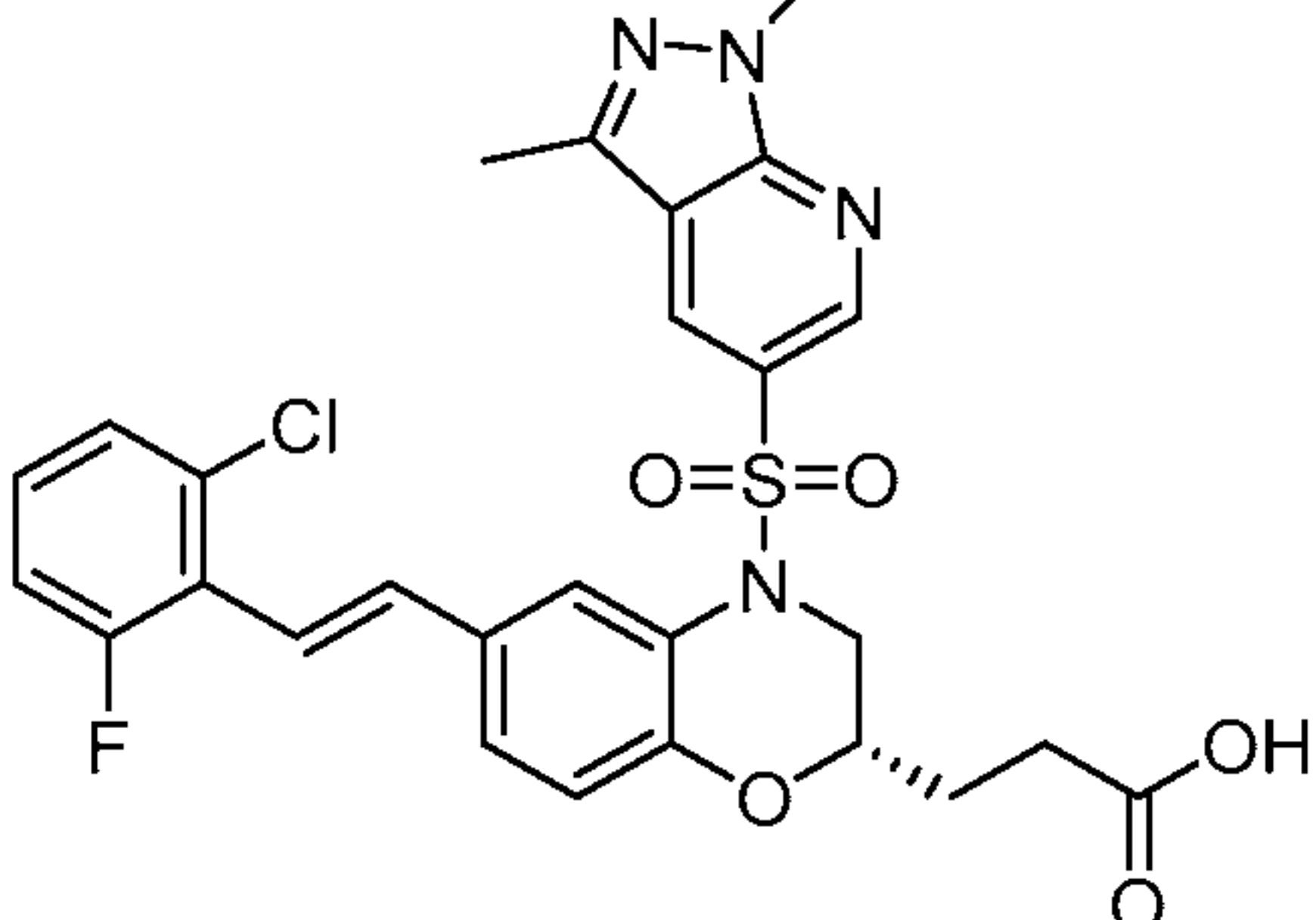
- 306 -

No.	Structure	Name	Observed m/z
89DJ		methyl (<i>S,E</i>)-3-(6-(2-(3-chloropyridin-2-yl)vinyl)-4-((3-ethoxy-1-ethyl-1 <i>H</i> -pyrazol-4-yl)sulfonyl)-3,4-dihydro-2 <i>H</i> -benzo[<i>b</i>][1,4]oxazin-2-yl)propanoate	561 (M+H) ⁺
89DK		(<i>S,E</i>)-3-(6-(2-(3-methoxypyridin-2-yl)vinyl)-4-((3-(trifluoromethyl)phenyl)sulfonyl)-3,4-dihydro-2 <i>H</i> -benzo[<i>b</i>][1,4]oxazin-2-yl)propanoic acid	549 (M+H) ⁺
89DL		(<i>S,E</i>)-3-(6-(2-(3-cyanopyridin-2-yl)vinyl)-4-((3-(trifluoromethyl)phenyl)sulfonyl)-3,4-dihydro-2 <i>H</i> -benzo[<i>b</i>][1,4]oxazin-2-yl)propanoic acid	544 (M+H) ⁺
89DM		(<i>S,E</i>)-3-(6-(2-(2-chloro-6-(trifluoromethyl)styryl)-4-((2-ethoxy-5-(trifluoromethyl)pyridin-3-yl)sulfonyl)-3,4-dihydro-2 <i>H</i> -benzo[<i>b</i>][1,4]oxazin-2-yl)propanoic acid	665 (M+H) ⁺
89DN		methyl (<i>S,E</i>)-3-(6-(2-(2-chloro-6-(trifluoromethyl)styryl)-4-((2-ethoxy-5-(trifluoromethyl)pyridin-3-yl)sulfonyl)-3,4-dihydro-2 <i>H</i> -benzo[<i>b</i>][1,4]oxazin-2-yl)propanoate	679 (M+H) ⁺

- 307 -

No.	Structure	Name	Observed m/z
89DO		(S,E)-3-(6-(2-chloro-6-(trifluoromethyl)styryl)-4-((3-ethoxy-1-ethyl-1H-pyrazol-4-yl)sulfonyl)-3,4-dihydro-2H-benzo[b][1,4]oxazin-2-yl)propanoic acid	614 (M+H) ⁺
89DP		methyl (S,E)-3-(6-(2-chloro-6-(trifluoromethyl)styryl)-4-((3-ethoxy-1-ethyl-1H-pyrazol-4-yl)sulfonyl)-3,4-dihydro-2H-benzo[b][1,4]oxazin-2-yl)propanoate	628 (M+H) ⁺
89DQ		(S,E)-3-(6-(2-chloro-6-(trifluoromethyl)styryl)-4-((3-(difluoromethoxy)phenyl)sulfonyl)-3,4-dihydro-2H-benzo[b][1,4]oxazin-2-yl)propanoic acid	618 (M+H) ⁺
89DR		(S,E)-3-(6-(2-chloro-6-(trifluoromethyl)styryl)-4-((3-(difluoromethoxy)phenyl)sulfonyl)-3,4-dihydro-2H-benzo[b][1,4]oxazin-2-yl)propanoic acid	632 (M+H) ⁺
89DS		(S,E)-3-(6-(2-(3-chloropyrazin-2-yl)vinyl)-4-((3-(difluoromethoxy)phenyl)sulfonyl)-3,4-dihydro-2H-benzo[b][1,4]oxazin-2-yl)propanoic acid	552 (M+H) ⁺

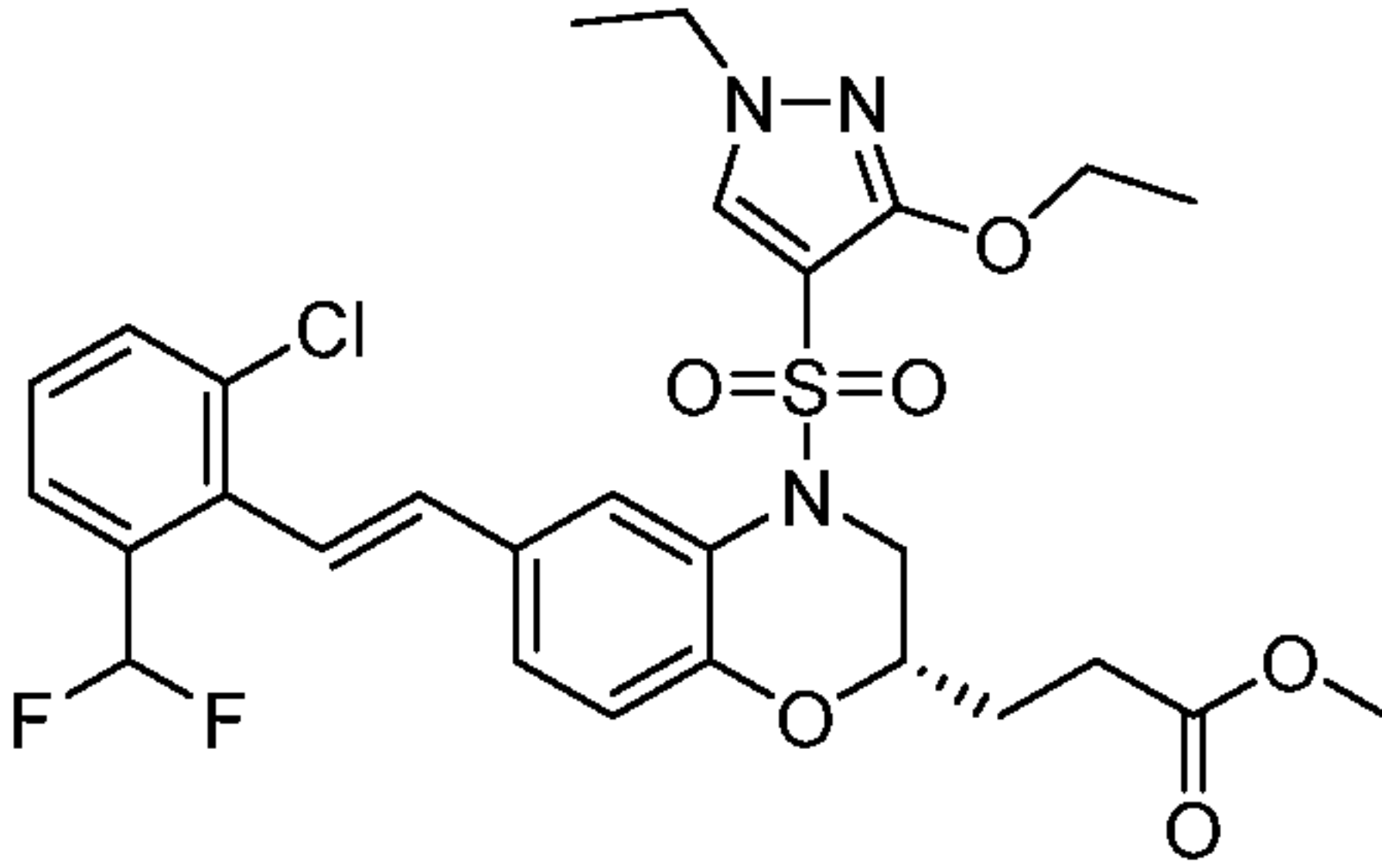
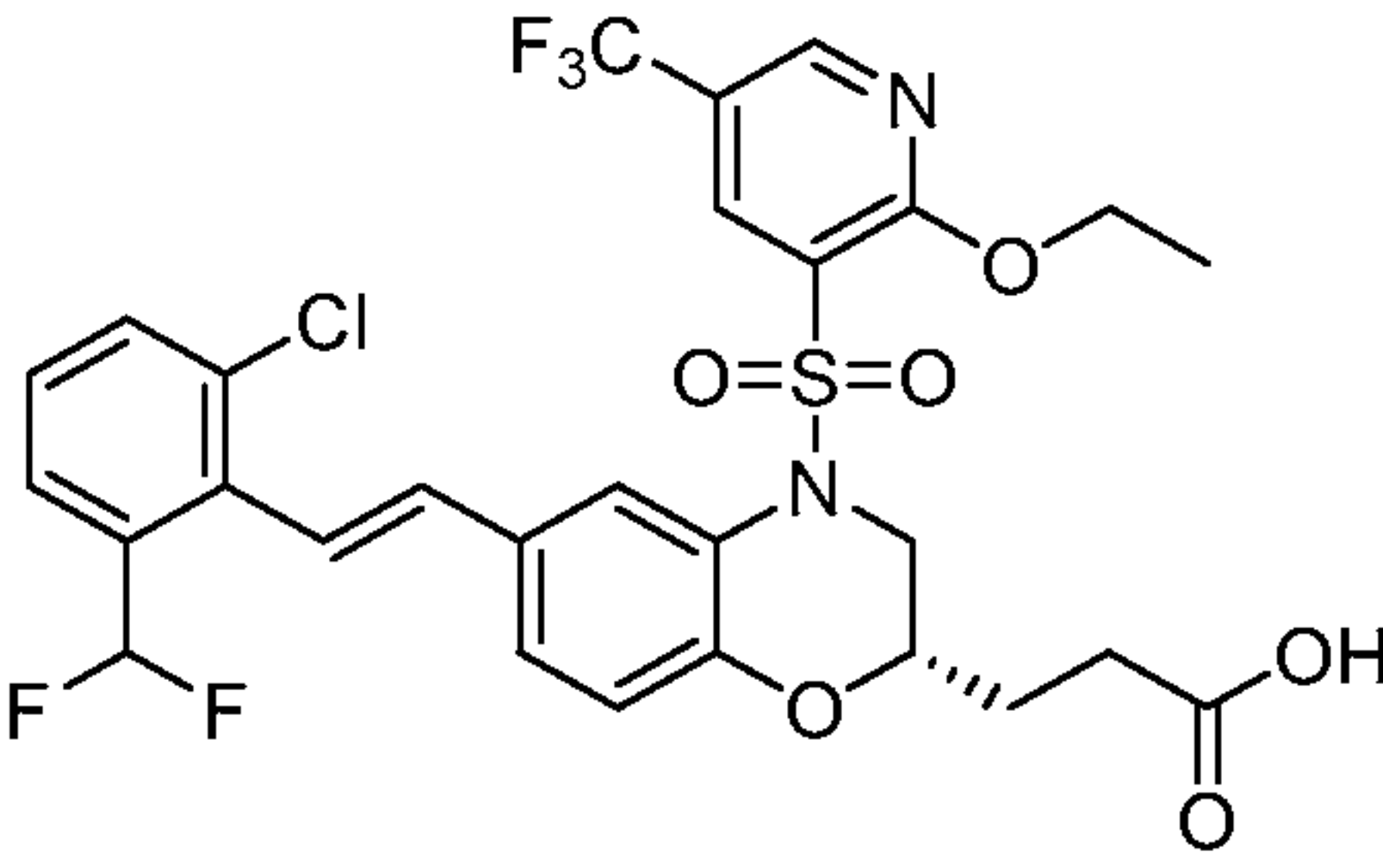
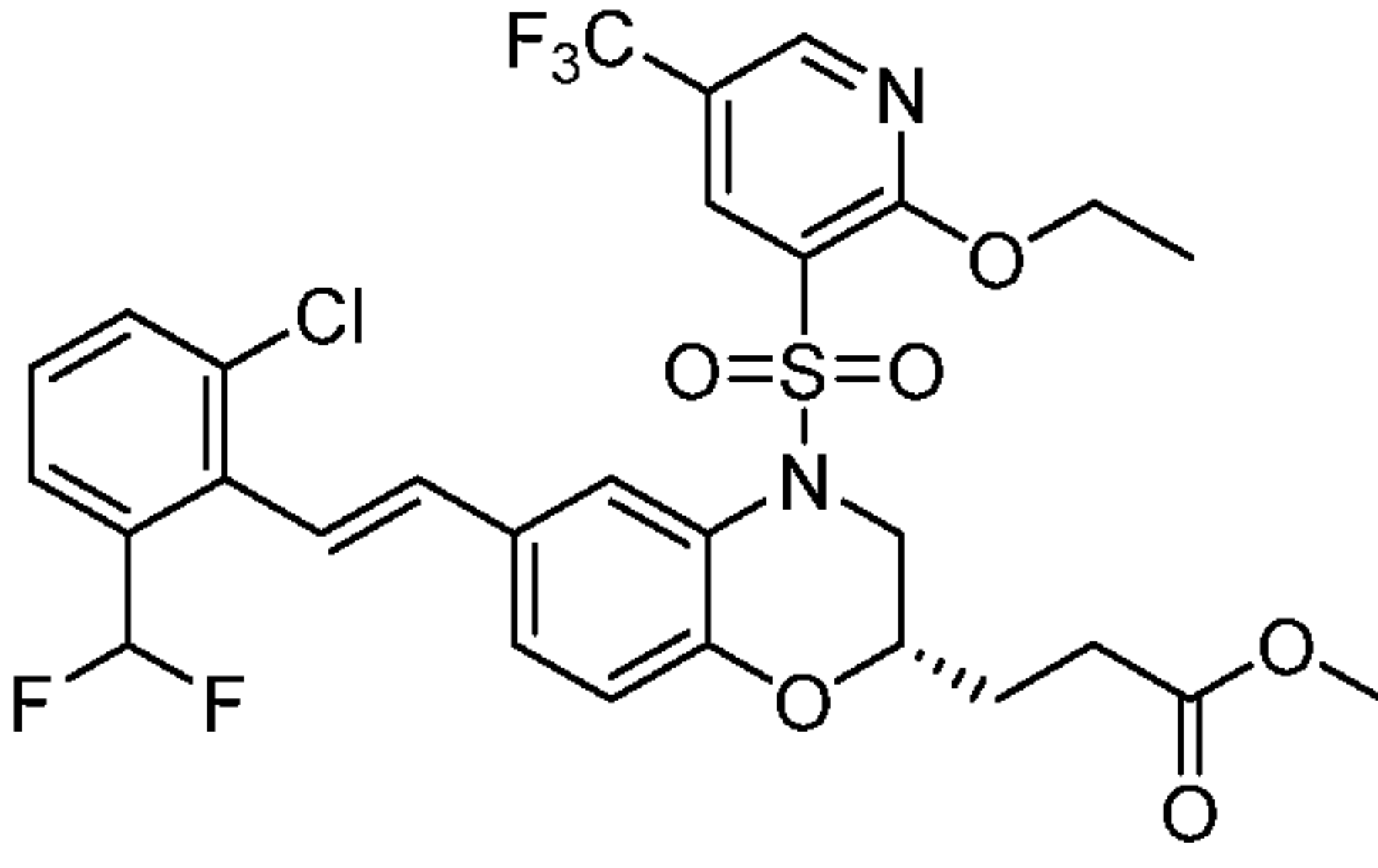
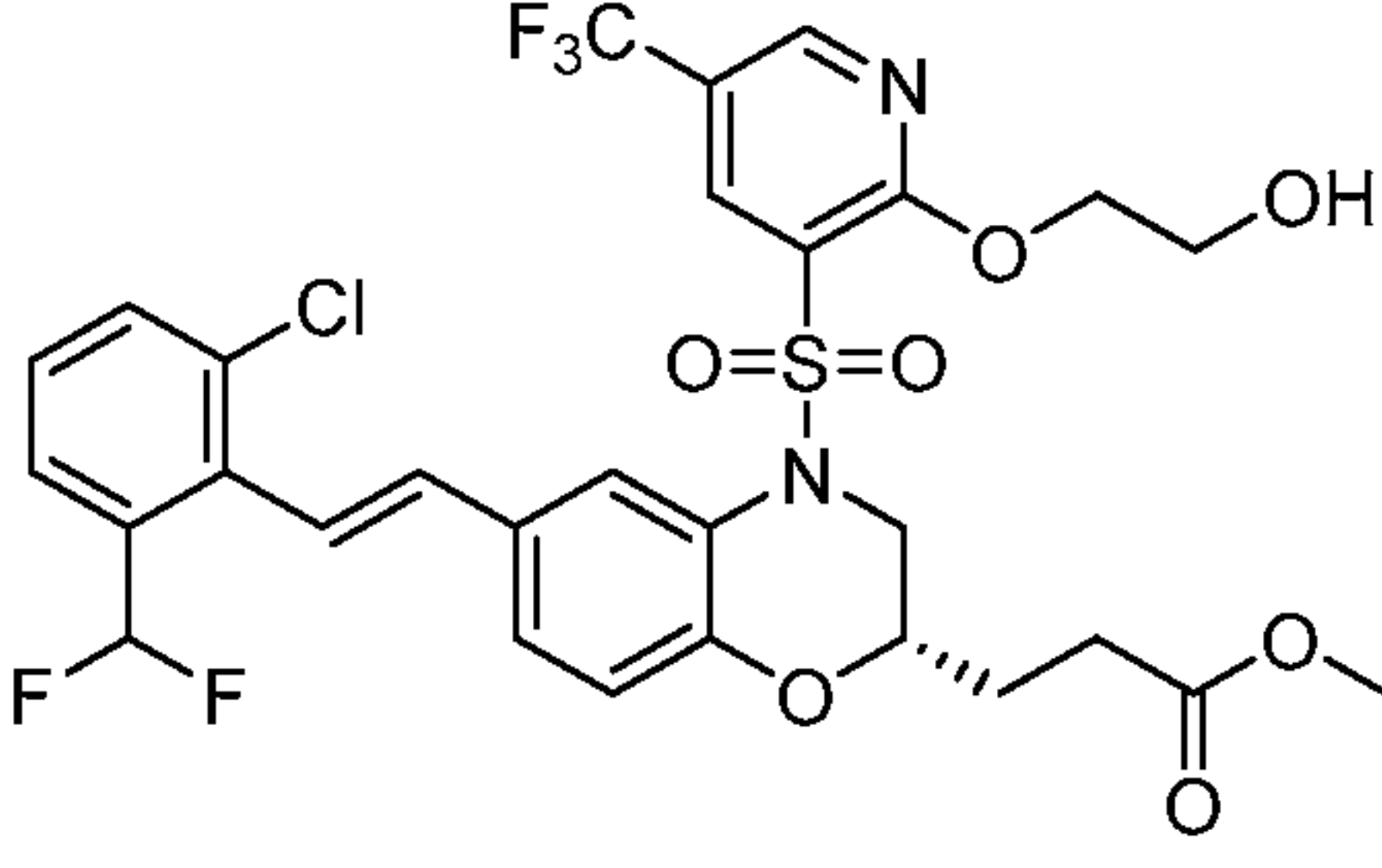
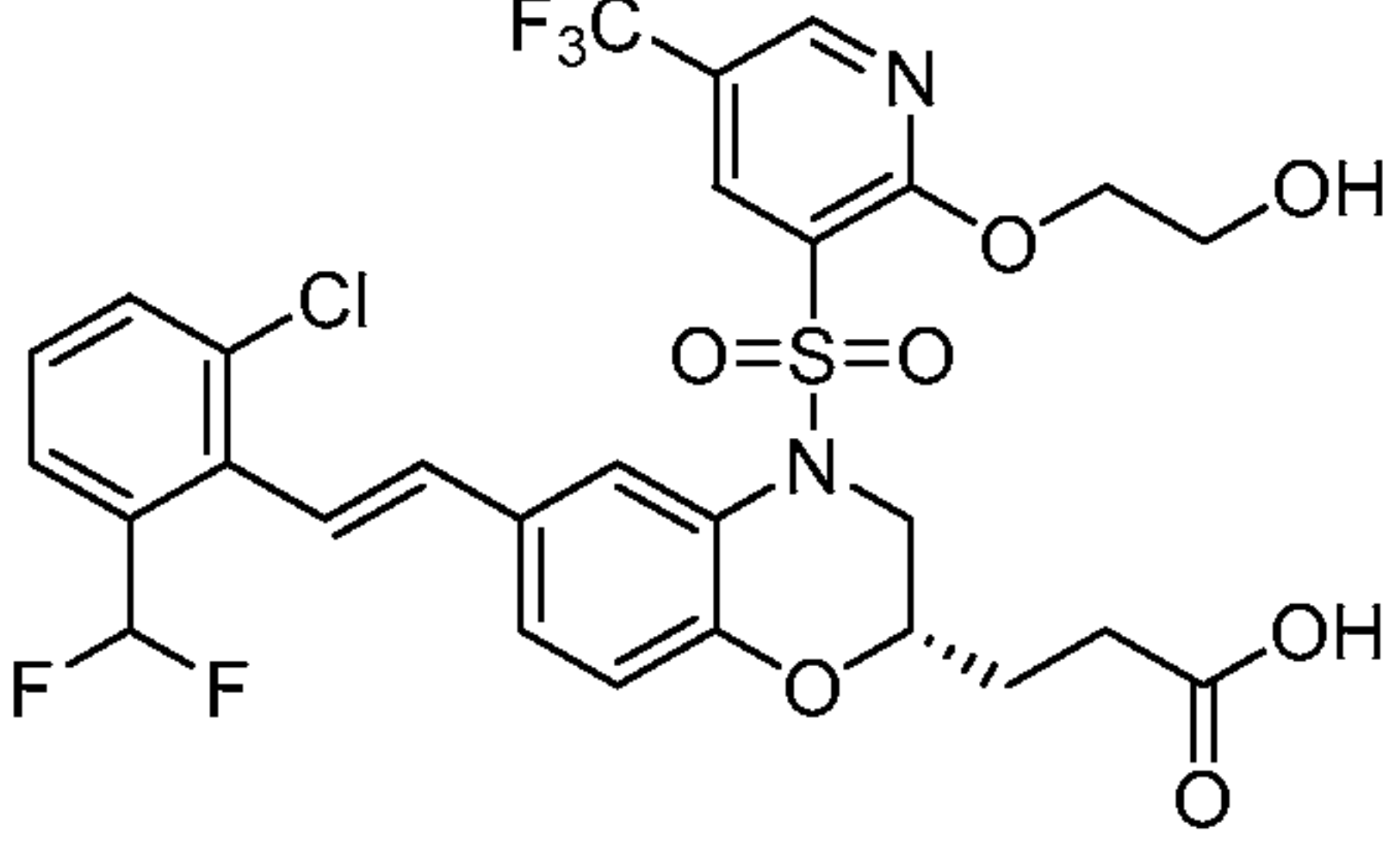
- 308 -

No.	Structure	Name	Observed m/z
89DT		(S,E)-3-(6-(2-(3-chloropyridin-2-yl)vinyl)-4-((3-(difluoromethoxy)phenyl)sulfonyl)-3,4-dihydro-2H-benzo[b][1,4]oxazin-2-yl)propanoic acid	551 (M+H) ⁺
89DU		(S,E)-3-(6-(2-chloro-6-fluorostyryl)-4-((2-ethoxy-5-(trifluoromethyl)pyridin-3-yl)sulfonyl)-3,4-dihydro-2H-benzo[b][1,4]oxazin-2-yl)propanoic acid	615 (M+H) ⁺
89DV		methyl (S,E)-3-(6-(2-chloro-6-fluorostyryl)-4-((2-ethoxy-5-(trifluoromethyl)pyridin-3-yl)sulfonyl)-3,4-dihydro-2H-benzo[b][1,4]oxazin-2-yl)propanoate	629 (M+H) ⁺
89DW		(S,E)-3-(6-(2-chloro-6-fluorostyryl)-4-((2-ethyl-1H-imidazol-4-yl)sulfonyl)-3,4-dihydro-2H-benzo[b][1,4]oxazin-2-yl)propanoic acid	520 (M+H) ⁺
89DX		(S,E)-3-(6-(2-chloro-6-fluorostyryl)-4-((1,3-dimethyl-1H-pyrazolo[3,4-b]pyridin-5-yl)sulfonyl)-3,4-dihydro-2H-benzo[b][1,4]oxazin-2-yl)propanoic acid	571 (M+H) ⁺

No.	Structure	Name	Observed m/z
89DY		(S,E)-3-(6-(2-chloro-6-fluorostyryl)-4-((1-isopropyl-1H-imidazol-4-yl)sulfonyl)-3,4-dihydro-2H-benzo[b][1,4]oxazin-2-yl)propanoic acid	534 (M+H) ⁺
89DZ		(S,E)-3-(4-((5-chloro-1-methyl-1H-imidazol-4-yl)sulfonyl)-6-(2-chloro-6-fluorostyryl)-3,4-dihydro-2H-benzo[b][1,4]oxazin-2-yl)propanoic acid	540 (M+H) ⁺
89EA		(S,E)-3-(6-(2-chloro-6-(trifluoromethyl)styryl)-4-((1-ethyl-3-(2-hydroxyethoxy)-1H-pyrazol-4-yl)sulfonyl)-3,4-dihydro-2H-benzo[b][1,4]oxazin-2-yl)propanoic acid	540 (M+H) ⁺
89EB		methyl (S,E)-3-(6-(2-chloro-6-fluorostyryl)-4-((2-(2-hydroxyethoxy)-5-(trifluoromethyl)pyridin-3-yl)sulfonyl)-3,4-dihydro-2H-benzo[b][1,4]oxazin-2-yl)propanoate	631 (M+H) ⁺
89EC		(S,E)-3-(6-(2-chloro-6-fluorostyryl)-4-((2-(2-hydroxyethoxy)-5-(trifluoromethyl)pyridin-3-yl)sulfonyl)-3,4-dihydro-2H-benzo[b][1,4]oxazin-2-yl)propanoic acid	645 (M+H) ⁺

- 310 -

No.	Structure	Name	Observed m/z
89ED		(S,E)-3-(6-(2-chloro-6-(trifluoromethyl)styryl)-4-((3-(2-hydroxyethoxy)-1-isopropyl-1H-pyrazol-4-yl)sulfonyl)-3,4-dihydro-2H-benzo[b][1,4]oxazin-2-yl)propanoic acid	644 (M+H) ⁺
89EE		(S,E)-3-(6-(2-(3-chloropyridin-2-yl)vinyl)-4-((3-ethoxy-1-ethyl-1H-pyrazol-4-yl)sulfonyl)-3,4-dihydro-2H-benzo[b][1,4]oxazin-2-yl)propanoic acid	547 (M+H) ⁺
89EF		(S,E)-3-(6-(2-chloro-6-(trifluoromethyl)styryl)-4-((1-(2,2-difluoroethyl)-3-(2-hydroxyethoxy)-1H-pyrazol-4-yl)sulfonyl)-3,4-dihydro-2H-benzo[b][1,4]oxazin-2-yl)propanoic acid	666 (M+H) ⁺
89EG		(S,E)-3-(6-(2-chloro-6-(trifluoromethyl)styryl)-4-((1-cyclopropyl-3-(2-hydroxyethoxy)-1H-pyrazol-4-yl)sulfonyl)-3,4-dihydro-2H-benzo[b][1,4]oxazin-2-yl)propanoic acid	642 (M+H) ⁺
89EH		(S,E)-3-(6-(2-chloro-6-(difluoromethyl)styryl)-4-((3-ethoxy-1-ethyl-1H-pyrazol-4-yl)sulfonyl)-3,4-dihydro-2H-benzo[b][1,4]oxazin-2-yl)propanoic acid	596 (M+H) ⁺

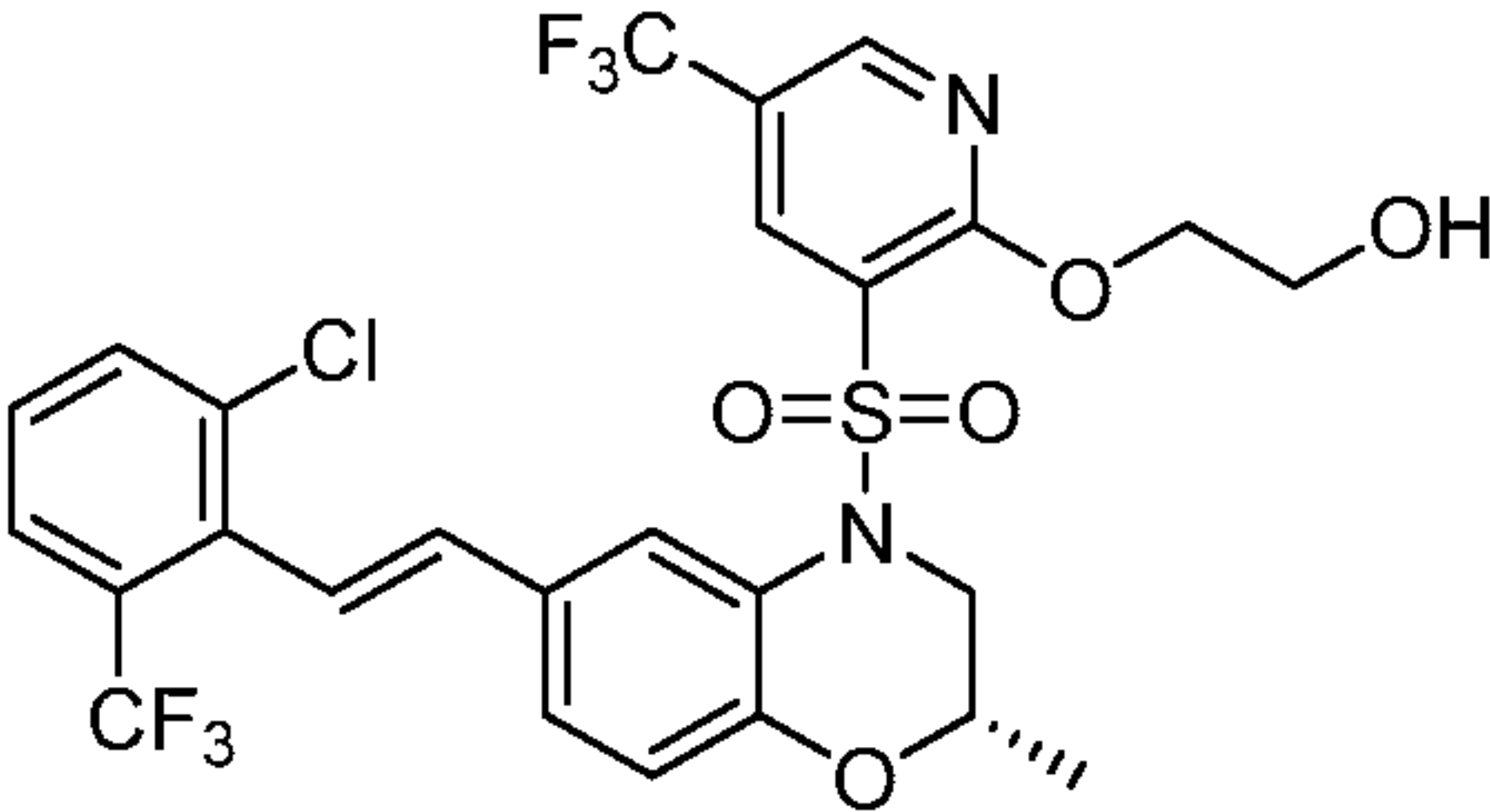
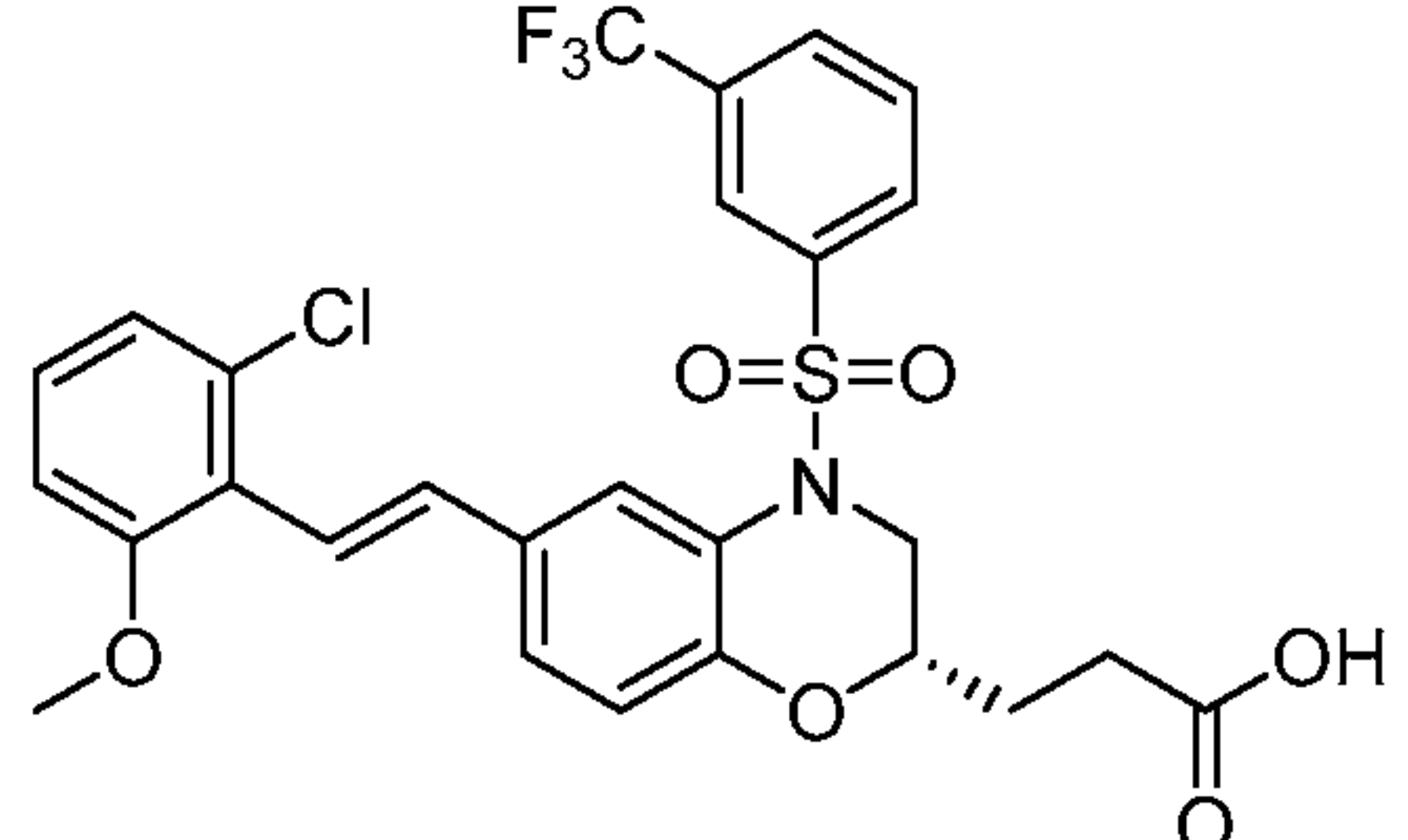
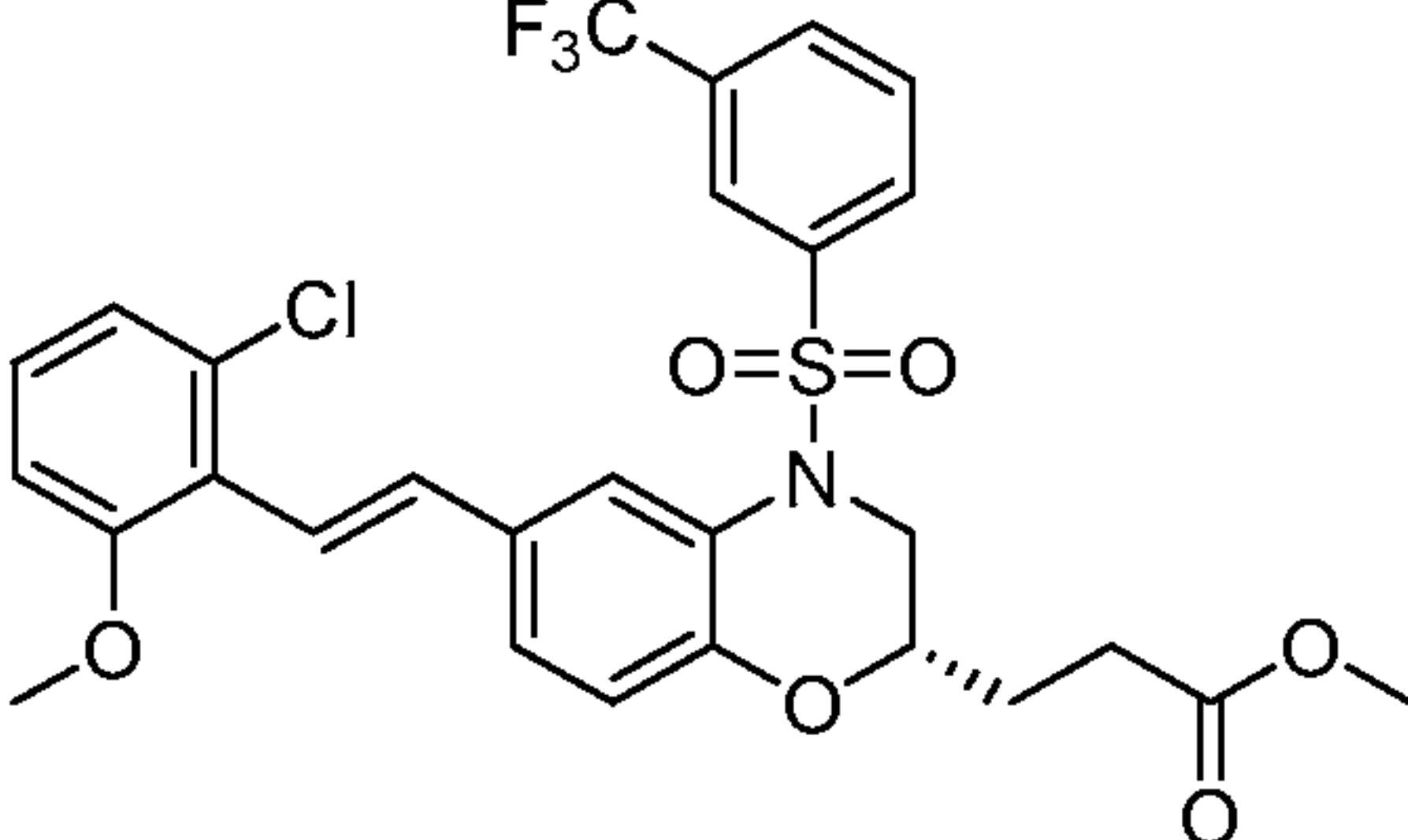
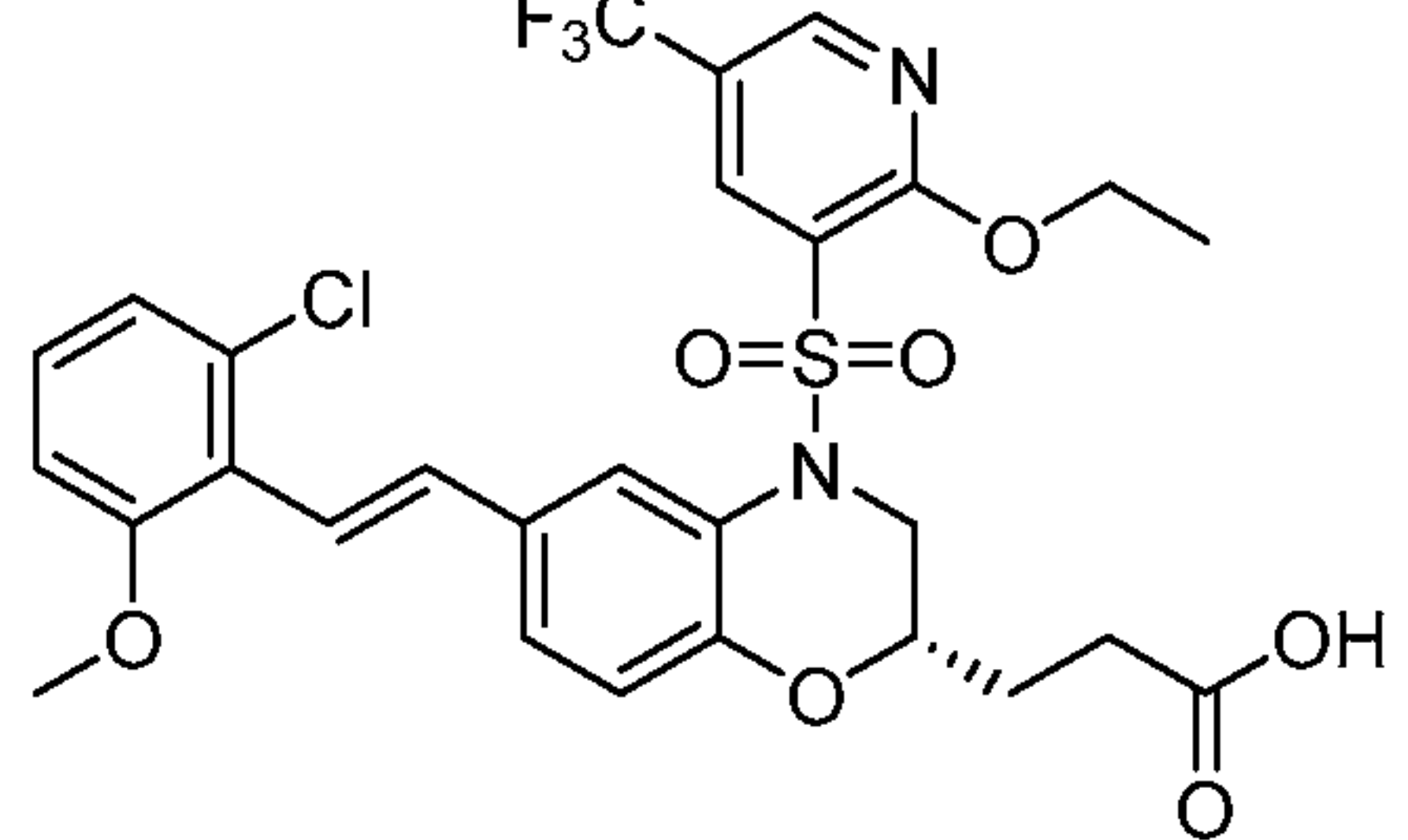
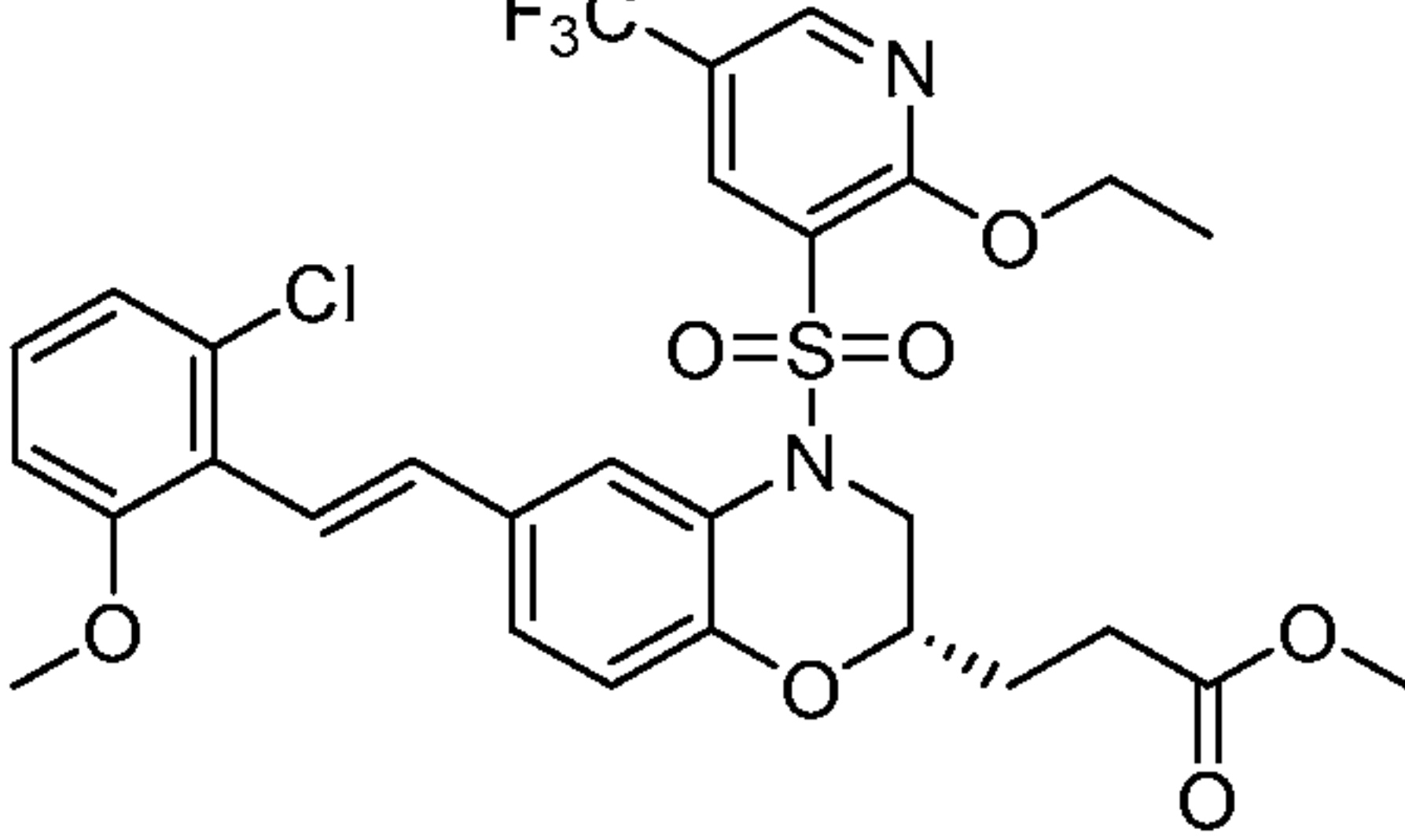
No.	Structure	Name	Observed m/z
89EI		methyl (<i>S,E</i>)-3-(6-(2-chloro-6-(difluoromethyl)styryl)-4-((3-ethoxy-1-ethyl-1 <i>H</i> -pyrazol-4-yl)sulfonyl)-3,4-dihydro-2 <i>H</i> -benzo[<i>b</i>][1,4]oxazin-2-yl)propanoate	610 (M+H) ⁺
89EJ		(<i>S,E</i>)-3-(6-(2-chloro-6-(difluoromethyl)styryl)-4-((2-ethoxy-5-(trifluoromethyl)pyridin-3-yl)sulfonyl)-3,4-dihydro-2 <i>H</i> -benzo[<i>b</i>][1,4]oxazin-2-yl)propanoic acid	647 (M+H) ⁺
89EK		methyl (<i>S,E</i>)-3-(6-(2-chloro-6-(difluoromethyl)styryl)-4-((2-ethoxy-5-(trifluoromethyl)pyridin-3-yl)sulfonyl)-3,4-dihydro-2 <i>H</i> -benzo[<i>b</i>][1,4]oxazin-2-yl)propanoate	661 (M+H) ⁺
89EL		methyl (<i>S,E</i>)-3-(6-(2-chloro-6-(difluoromethyl)styryl)-4-((2-(2-hydroxyethoxy)-5-(trifluoromethyl)pyridin-3-yl)sulfonyl)-3,4-dihydro-2 <i>H</i> -benzo[<i>b</i>][1,4]oxazin-2-yl)propanoate	677 (M+H) ⁺
89EM		(<i>S,E</i>)-3-(6-(2-chloro-6-(difluoromethyl)styryl)-4-((2-(2-hydroxyethoxy)-5-(trifluoromethyl)pyridin-3-yl)sulfonyl)-3,4-dihydro-2 <i>H</i> -benzo[<i>b</i>][1,4]oxazin-2-yl)propanoic acid	663 (M+H) ⁺

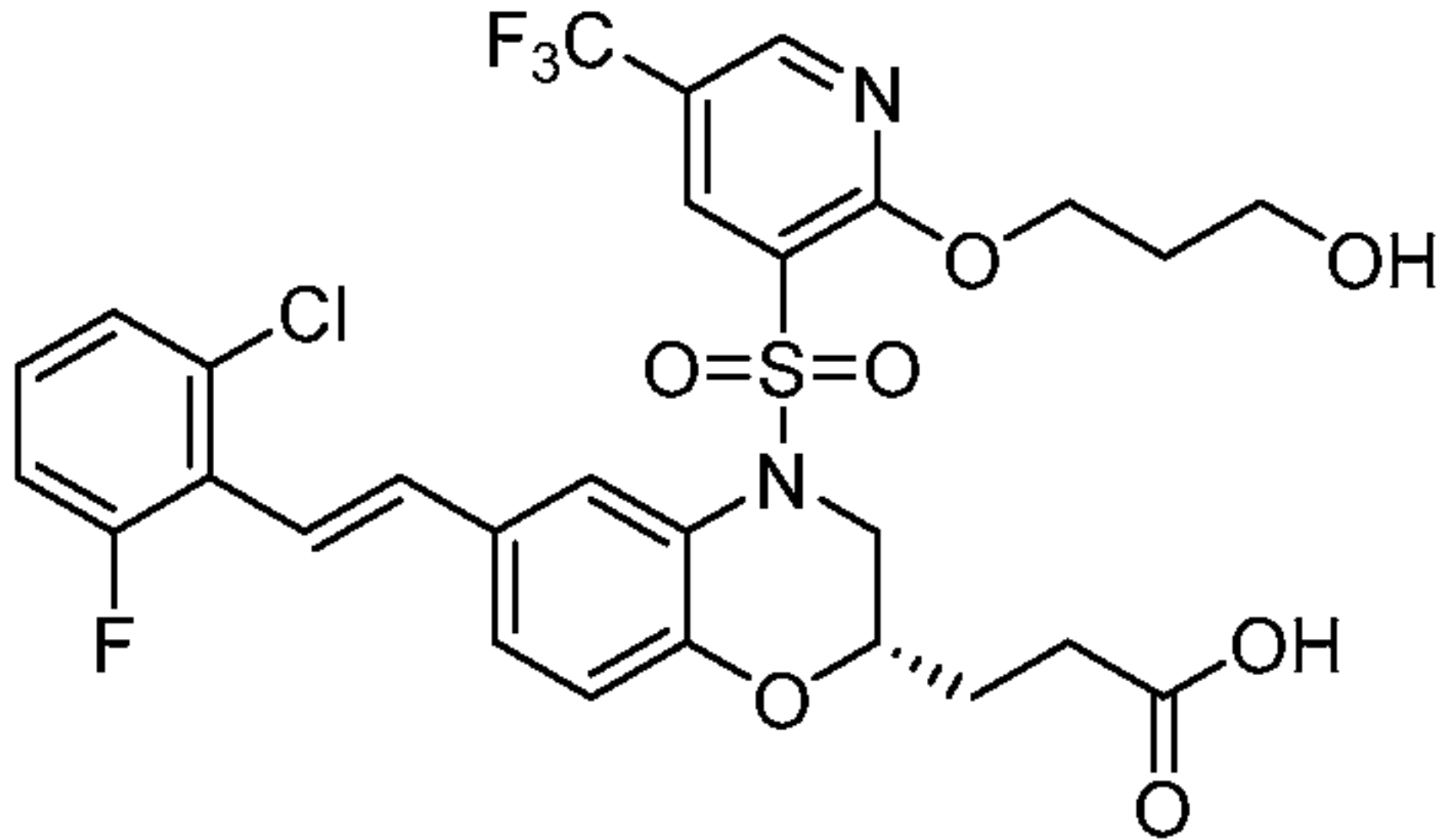
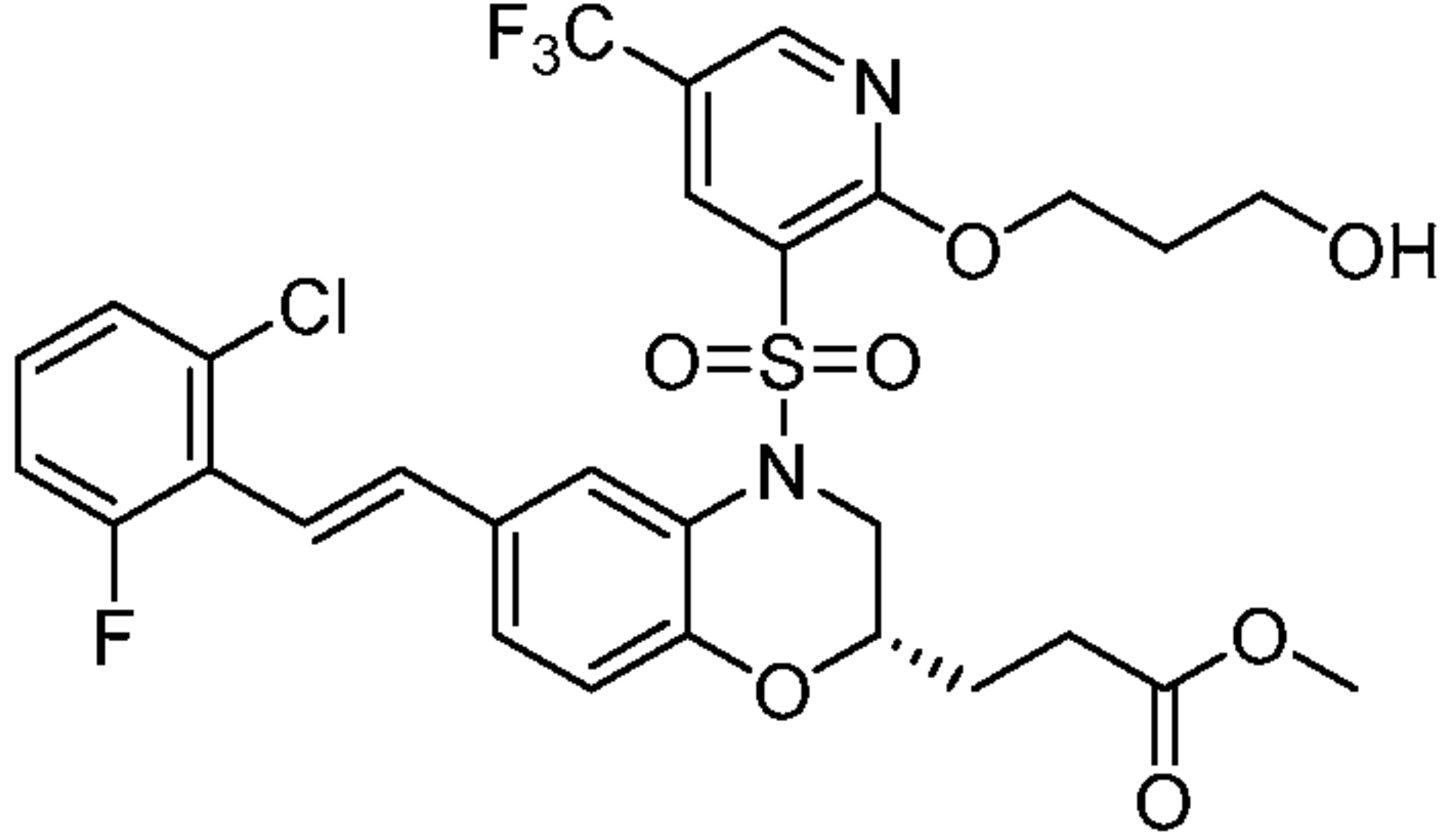
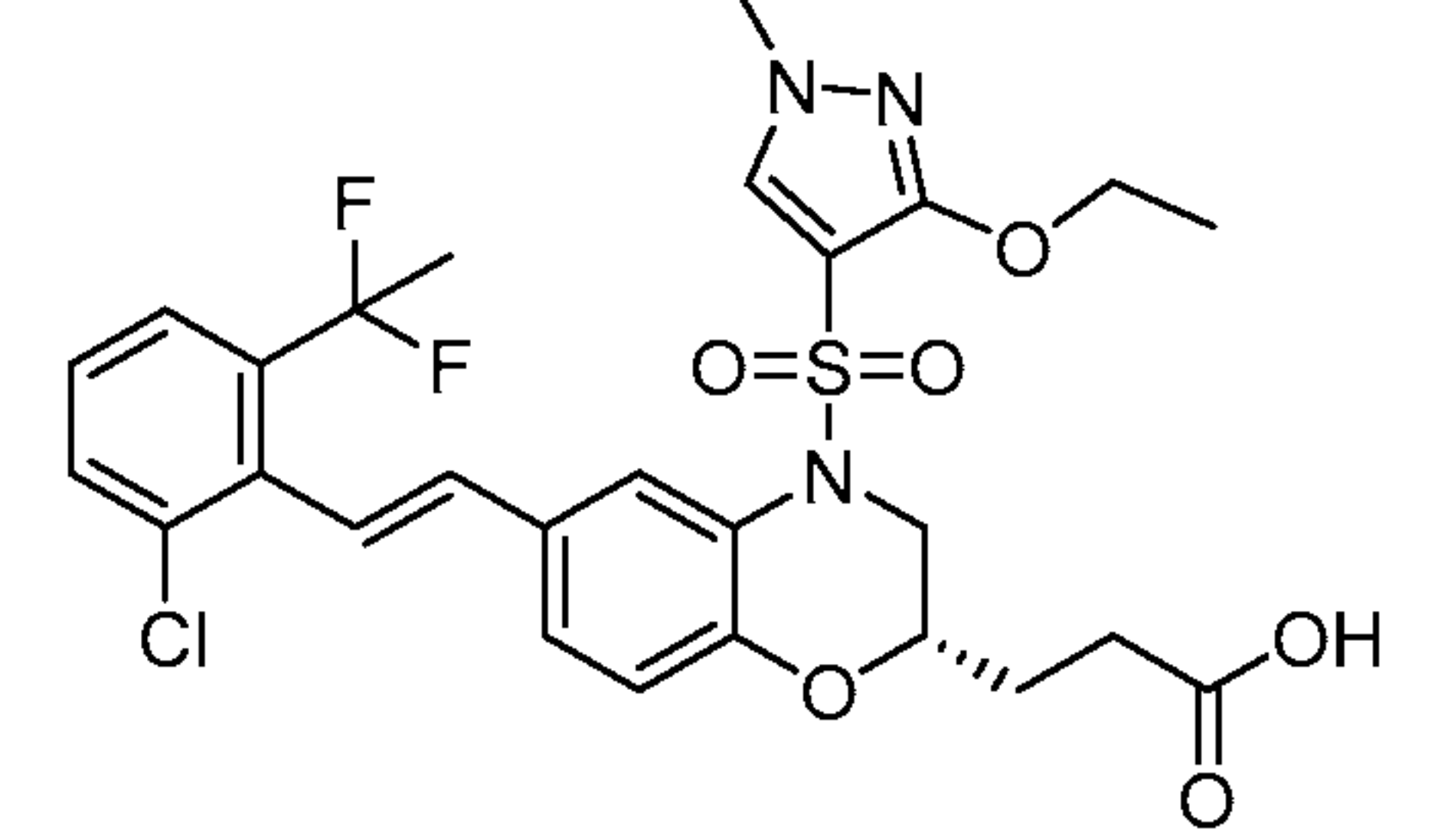
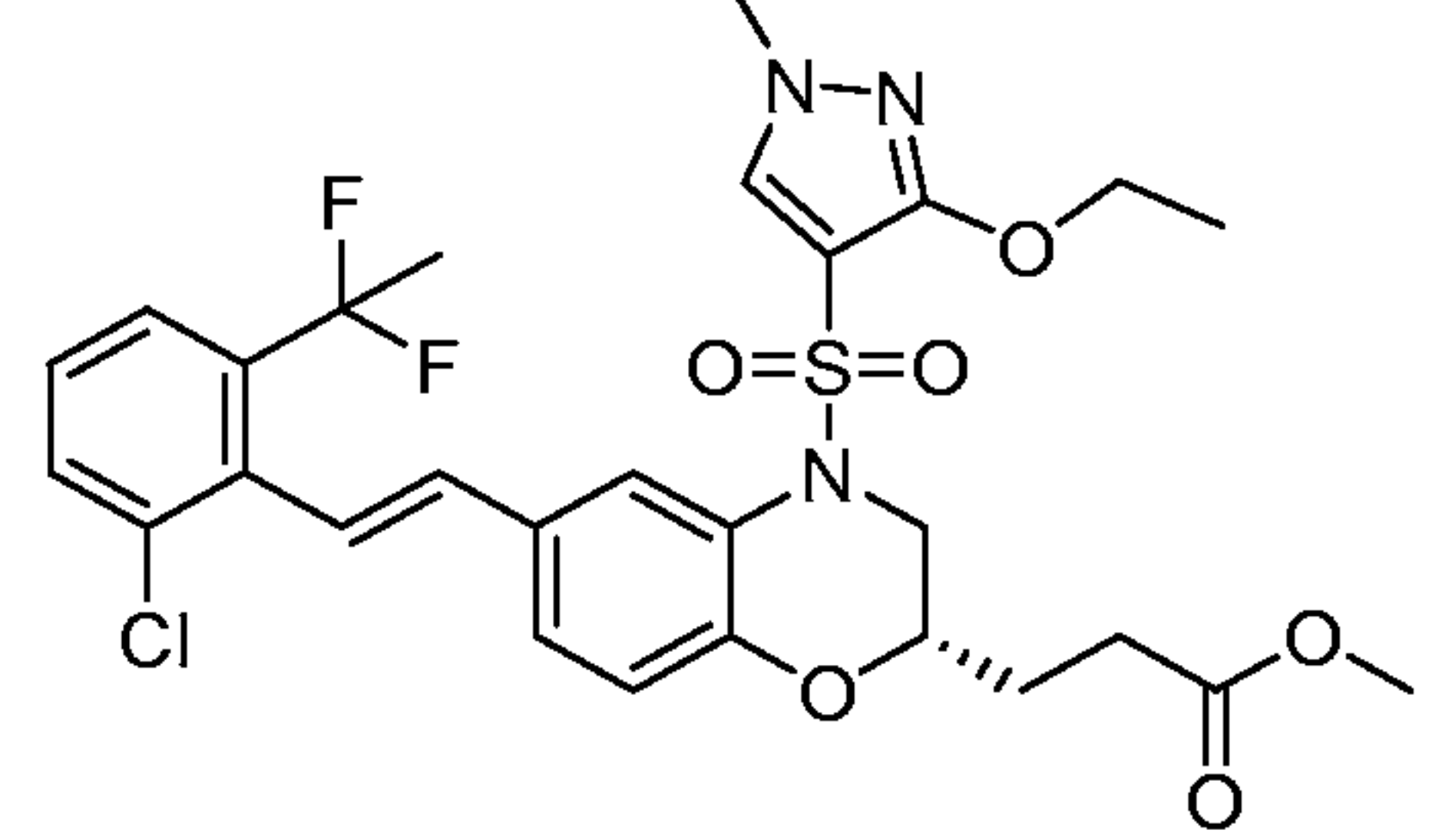
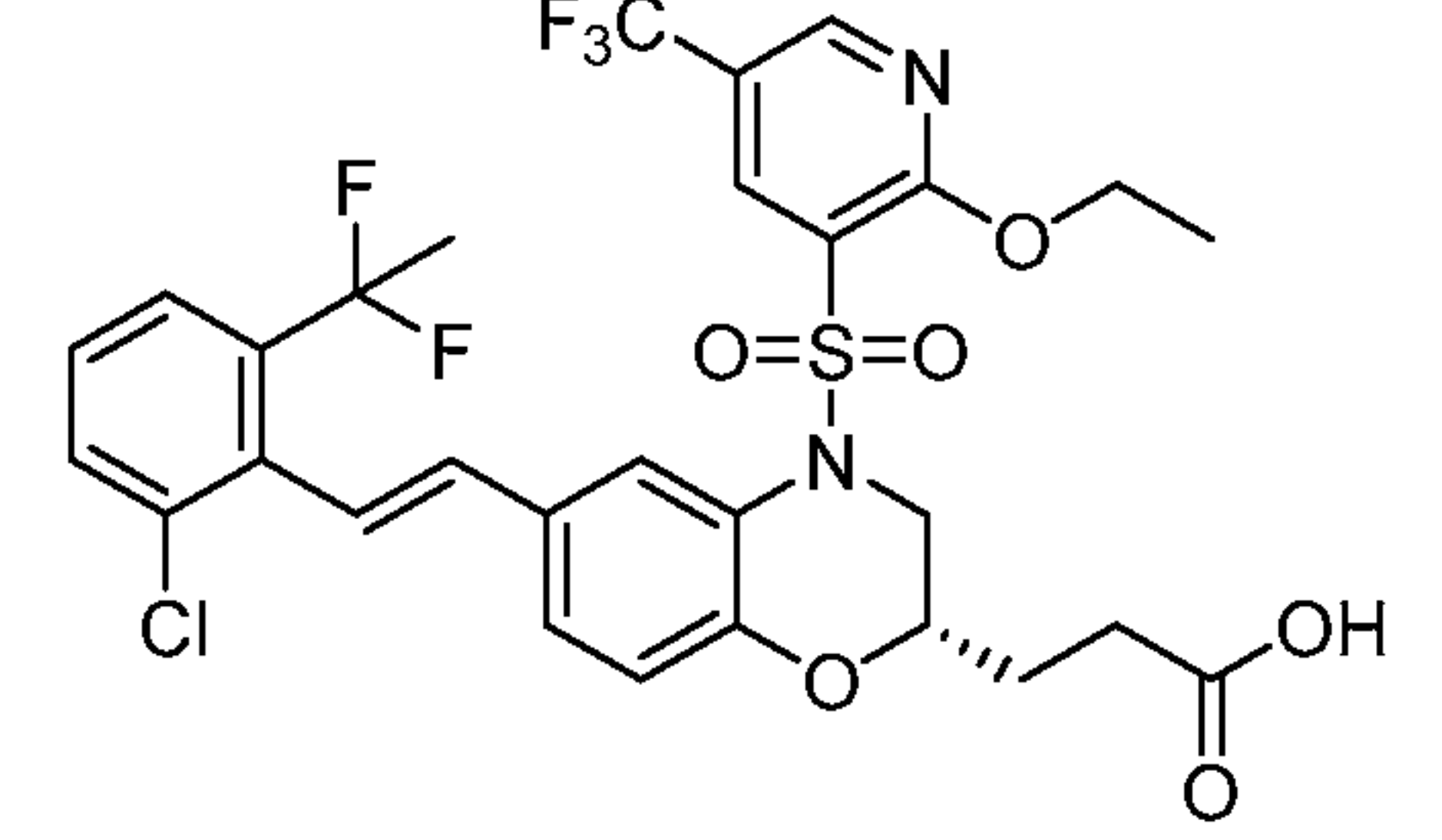
No.	Structure	Name	Observed m/z
89EN		(S,E)-3-(6-(2-chloro-6-(difluoromethyl)styryl)-4-((3-(trifluoromethyl)phenyl)sulfonyl)-3,4-dihydro-2H-benzo[b][1,4]oxazin-2-yl)propanoic acid	602 (M+H) ⁺
89EO		methyl (S,E)-3-(6-(2-chloro-6-(difluoromethyl)styryl)-4-((3-(trifluoromethyl)phenyl)sulfonyl)-3,4-dihydro-2H-benzo[b][1,4]oxazin-2-yl)propanoate	616 (M+H) ⁺
89EP		(S,E)-3-(6-(2-chloro-6-(difluoromethyl)styryl)-4-((3-(difluoromethyl)phenyl)sulfonyl)-3,4-dihydro-2H-benzo[b][1,4]oxazin-2-yl)propanoic acid	584 (M+H) ⁺
89EQ		methyl (S,E)-3-(6-(2-chloro-6-(difluoromethyl)styryl)-4-((3-(difluoromethyl)phenyl)sulfonyl)-3,4-dihydro-2H-benzo[b][1,4]oxazin-2-yl)propanoate	598 (M+H) ⁺
89ER		(S,E)-3-(6-(2-methoxy-6-(trifluoromethyl)styryl)-4-((3-(trifluoromethyl)phenyl)sulfonyl)-3,4-dihydro-2H-benzo[b][1,4]oxazin-2-yl)propanoic acid	616 (M+H) ⁺

- 313 -

No.	Structure	Name	Observed m/z
89ES		methyl (<i>S,E</i>)-3-(6-(2-methoxy-6-(trifluoromethyl)styryl)-4-((3-(trifluoromethyl)phenyl)sulfonyl)-3,4-dihydro-2 <i>H</i> -benzo[<i>b</i>][1,4]oxazin-2-yl)propanoate	630 (M+H) ⁺
89ET		(<i>S,E</i>)-3-(4-((2-ethoxy-5-(trifluoromethyl)pyridin-3-yl)sulfonyl)-6-(2-methoxy-6-(trifluoromethyl)styryl)-3,4-dihydro-2 <i>H</i> -benzo[<i>b</i>][1,4]oxazin-2-yl)propanoic acid	661 (M+H) ⁺
89EU		methyl (<i>S,E</i>)-3-(4-((2-ethoxy-5-(trifluoromethyl)pyridin-3-yl)sulfonyl)-6-(2-methoxy-6-(trifluoromethyl)styryl)-3,4-dihydro-2 <i>H</i> -benzo[<i>b</i>][1,4]oxazin-2-yl)propanoate	675 (M+H) ⁺
89EV		(<i>S,E</i>)-3-(6-(2-chloro-6-(1,1-difluoroethyl)styryl)-4-((3-(trifluoromethyl)phenyl)sulfonyl)-3,4-dihydro-2 <i>H</i> -benzo[<i>b</i>][1,4]oxazin-2-yl)propanoic acid	616 (M+H) ⁺
89EW		methyl (<i>S,E</i>)-3-(6-(2-chloro-6-(1,1-difluoroethyl)styryl)-4-((3-(trifluoromethyl)phenyl)sulfonyl)-3,4-dihydro-2 <i>H</i> -benzo[<i>b</i>][1,4]oxazin-2-yl)propanoate	630 (M+H) ⁺

- 314 -

No.	Structure	Name	Observed m/z
89EX		(S,E)-2-((3-((6-(2-chloro-6-(trifluoromethyl)styryl)-2-methyl-2,3-dihydro-4H-benzo[b][1,4]oxazin-4-yl)sulfonyl)-5-(trifluoromethyl)pyridin-2-yl)oxy)ethan-1-ol	623 (M+H) ⁺
89EY		(S,E)-3-(6-(2-chloro-6-methoxystyryl)-4-((3-(trifluoromethyl)phenyl)sulfonyl)-3,4-dihydro-2H-benzo[b][1,4]oxazin-2-yl)propanoic acid	582 (M+H) ⁺
89EZ		methyl (S,E)-3-(6-(2-chloro-6-methoxystyryl)-4-((3-(trifluoromethyl)phenyl)sulfonyl)-3,4-dihydro-2H-benzo[b][1,4]oxazin-2-yl)propanoate	596 (M+H) ⁺
89FA		(S,E)-3-(6-(2-chloro-6-methoxystyryl)-4-((2-ethoxy-5-(trifluoromethyl)pyridin-3-yl)sulfonyl)-3,4-dihydro-2H-benzo[b][1,4]oxazin-2-yl)propanoic acid	627 (M+H) ⁺
89FB		methyl (S,E)-3-(6-(2-chloro-6-methoxystyryl)-4-((2-ethoxy-5-(trifluoromethyl)pyridin-3-yl)sulfonyl)-3,4-dihydro-2H-benzo[b][1,4]oxazin-2-yl)propanoate	641 (M+H) ⁺

No.	Structure	Name	Observed m/z
89FC		(S,E)-3-(6-(2-chloro-6-fluorostyryl)-4-((2-(3-hydroxypropoxy)-5-(trifluoromethyl)pyridin-3-yl)sulfonyl)-3,4-dihydro-2H-benzo[b][1,4]-oxazin-2-yl)propanoic acid	645 (M+H) ⁺
89FD		methyl (S,E)-3-(6-(2-chloro-6-fluorostyryl)-4-((2-(3-hydroxypropoxy)-5-(trifluoromethyl)pyridin-3-yl)sulfonyl)-3,4-dihydro-2H-benzo[b][1,4]-oxazin-2-yl)propanoate	659 (M+H) ⁺
89FE		(S,E)-3-(6-(2-chloro-6-(1,1-difluoroethyl)styryl)-4-((3-ethoxy-1-ethyl-1H-pyrazol-4-yl)sulfonyl)-3,4-dihydro-2H-benzo[b][1,4]oxazin-2-yl)propanoic acid	610 (M+H) ⁺
89FF		methyl (S,E)-3-(6-(2-chloro-6-(1,1-difluoroethyl)styryl)-4-((3-ethoxy-1-ethyl-1H-pyrazol-4-yl)sulfonyl)-3,4-dihydro-2H-benzo[b][1,4]oxazin-2-yl)propanoate	624 (M+H) ⁺
89FG		(S,E)-3-(6-(2-chloro-6-(1,1-difluoroethyl)styryl)-4-((2-ethoxy-5-(trifluoromethyl)pyridin-3-yl)sulfonyl)-3,4-dihydro-2H-benzo[b][1,4]-oxazin-2-yl)propanoic acid	661 (M+H) ⁺

- 316 -

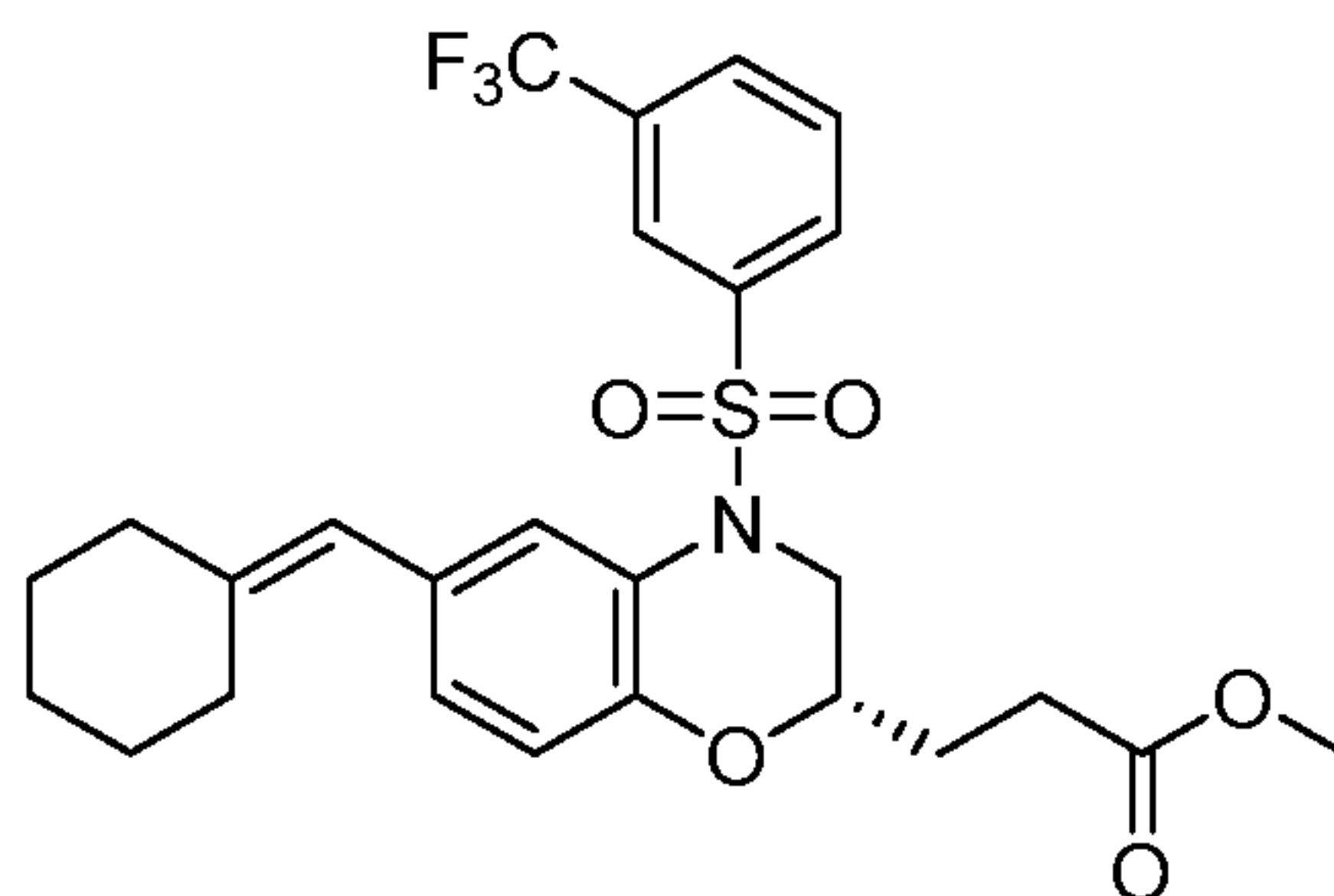
No.	Structure	Name	Observed m/z
89FH		methyl (<i>S,E</i>)-3-(6-(2-chloro-6-(1,1-difluoroethyl)styryl)-4-((2-ethoxy-5-(trifluoromethyl)pyridin-3-yl)sulfonyl)-3,4-dihydro-2 <i>H</i> -benzo[<i>b</i>][1,4]-oxazin-2-yl)propanoate	675 (M+H) ⁺
89FI		(<i>S,E</i>)-3-(6-(2-chloro-6-(1,1-difluoroethyl)styryl)-4-((2-(2-hydroxyethoxy)-5-(trifluoromethyl)pyridin-3-yl)sulfonyl)-3,4-dihydro-2 <i>H</i> -benzo[<i>b</i>][1,4]-oxazin-2-yl)propanoic acid	677 (M+H) ⁺
89FJ		3-((2 <i>S</i>)-6-((<i>E</i>)-2-chloro-6-fluorostyryl)-4-((2-(2,3-dihydroxypropoxy)-5-(trifluoromethyl)pyridin-3-yl)sulfonyl)-3,4-dihydro-2 <i>H</i> -benzo[<i>b</i>][1,4]oxazin-2-yl)propanoic acid	661 (M+H) ⁺
89FK		(<i>S,E</i>)-3-(6-(2-chloro-6-fluorostyryl)-4-((2-isopropoxy-5-(trifluoromethyl)pyridin-3-yl)sulfonyl)-3,4-dihydro-2 <i>H</i> -benzo[<i>b</i>][1,4]oxazin-2-yl)propanoic acid	629 (M+H) ⁺
89FL		methyl (<i>S,E</i>)-3-(6-(2-chloro-6-fluorostyryl)-4-((2-isopropoxy-5-(trifluoromethyl)pyridin-3-yl)sulfonyl)-3,4-dihydro-2 <i>H</i> -benzo[<i>b</i>][1,4]oxazin-2-yl)propanoate	643 (M+H) ⁺

- 317 -

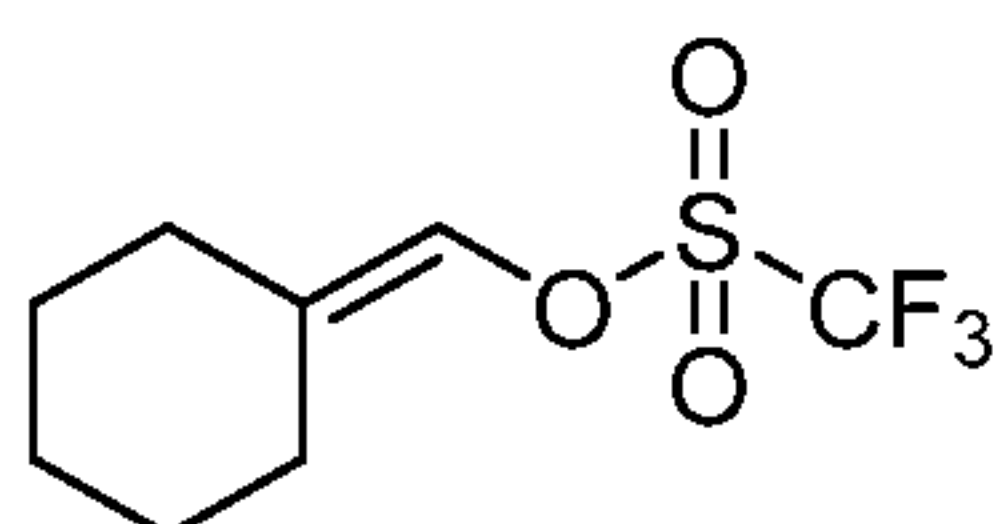
No.	Structure	Name	Observed m/z
89FM		3-((<i>S</i>)-6-((<i>E</i>)-2-chloro-6-fluorostyryl)-4-((2-((<i>S</i>)-2-hydroxypropoxy)-5-(trifluoromethyl)pyridin-3-yl)sulfonyl)-3,4-dihydro-2 <i>H</i> -benzo[<i>b</i>][1,4]oxazin-2-yl)propanoic acid	645 (M+H) ⁺
89FN		methyl 3-((<i>S</i>)-6-((<i>E</i>)-2-chloro-6-fluorostyryl)-4-((2-((<i>S</i>)-2-hydroxypropoxy)-5-(trifluoromethyl)pyridin-3-yl)sulfonyl)-3,4-dihydro-2 <i>H</i> -benzo[<i>b</i>][1,4]oxazin-2-yl)propanoate	659 (M+H) ⁺
89FO		(<i>S,E</i>)-3-(6-(2-chloro-6-fluorostyryl)-4-((5-cyclopropyl-2-(2-hydroxyethoxy)pyridin-3-yl)sulfonyl)-3,4-dihydro-2 <i>H</i> -benzo[<i>b</i>][1,4]oxazin-2-yl)propanoic acid	603 (M+H) ⁺
89FP		methyl (<i>S,E</i>)-3-(6-(2-chloro-6-fluorostyryl)-4-((5-cyclopropyl-2-(2-hydroxyethoxy)pyridin-3-yl)sulfonyl)-3,4-dihydro-2 <i>H</i> -benzo[<i>b</i>][1,4]oxazin-2-yl)propanoate	617 (M+H) ⁺

- 318 -

EXAMPLE 90 – Synthesis of Methyl (*S*)-3-(6-(cyclohexylidenemethyl)-4-((3-(trifluoromethyl)phenyl)sulfonyl)-3,4-dihydro-2*H*-benzo[*b*][1,4]oxazin-2-yl)propanoate



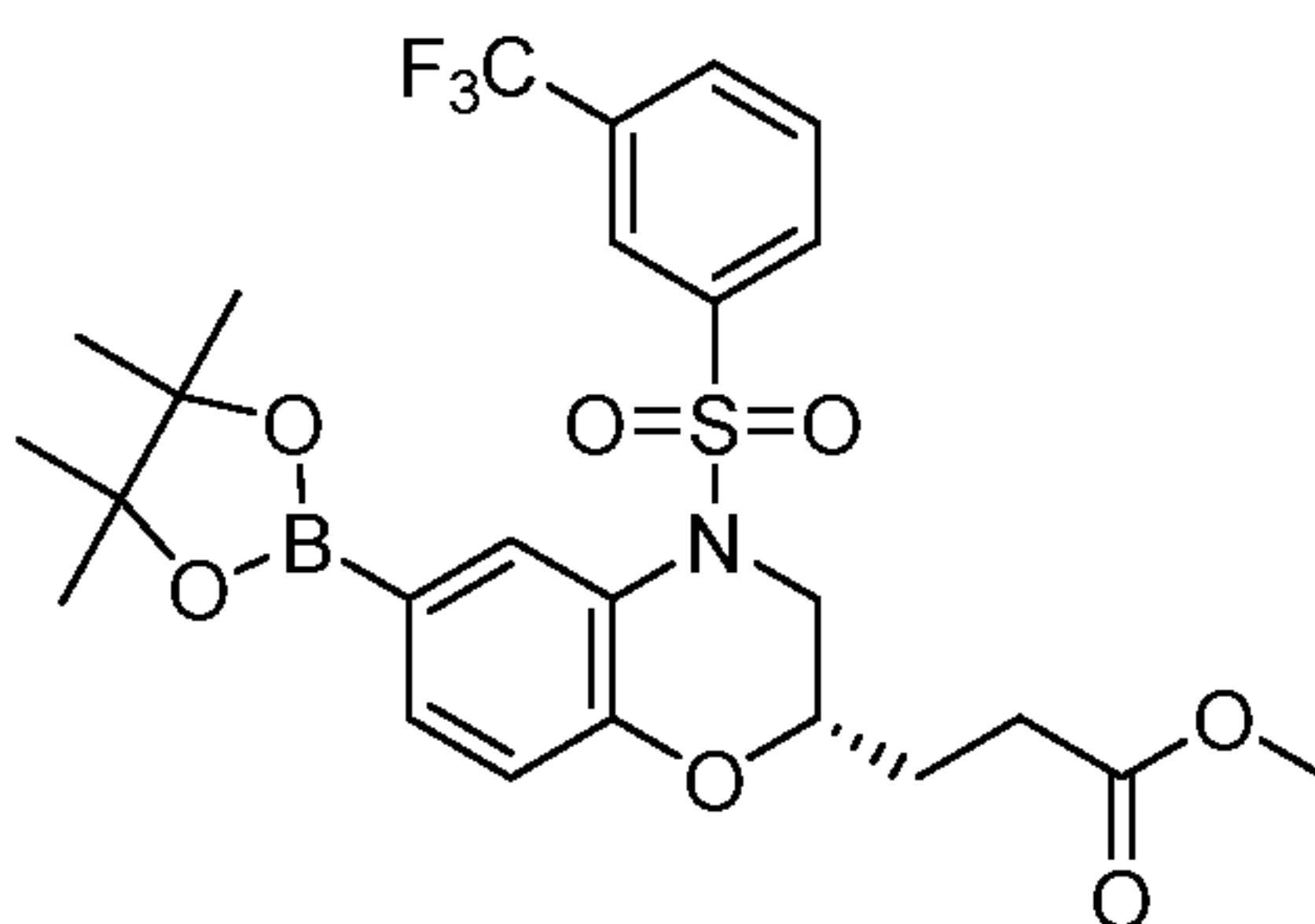
Part I – Synthesis of Cyclohexylidenemethyl trifluoromethanesulfonate



5

[000540] A solution of cyclohexanecarbaldehyde (500 mg, 4.46 mmol), triflic anhydride (1.51 g, 5.35 mmol), dichloromethane (20 mL), and 2,6-di-*tert*-butyl-4-methylpyridine (1.1 g, 5.36 mmol) was stirred for two hours at 60 °C. The mixture was partitioned between petroleum ether and water. The organic layer was washed twice with 1 M HCl, three times with brine,
10 dried (Na₂SO₄) and concentrated to afford cyclohexylidenemethyl trifluoromethanesulfonate (330 mg, 30%) as a yellow oil.

Part II – Synthesis of Methyl (*S*)-3-(6-(4,4,5,5-tetramethyl-1,3,2-dioxaborolan-2-yl)-4-((3-(trifluoromethyl)phenyl)sulfonyl)-3,4-dihydro-2*H*-benzo[*b*][1,4]oxazin-2-yl)propanoate

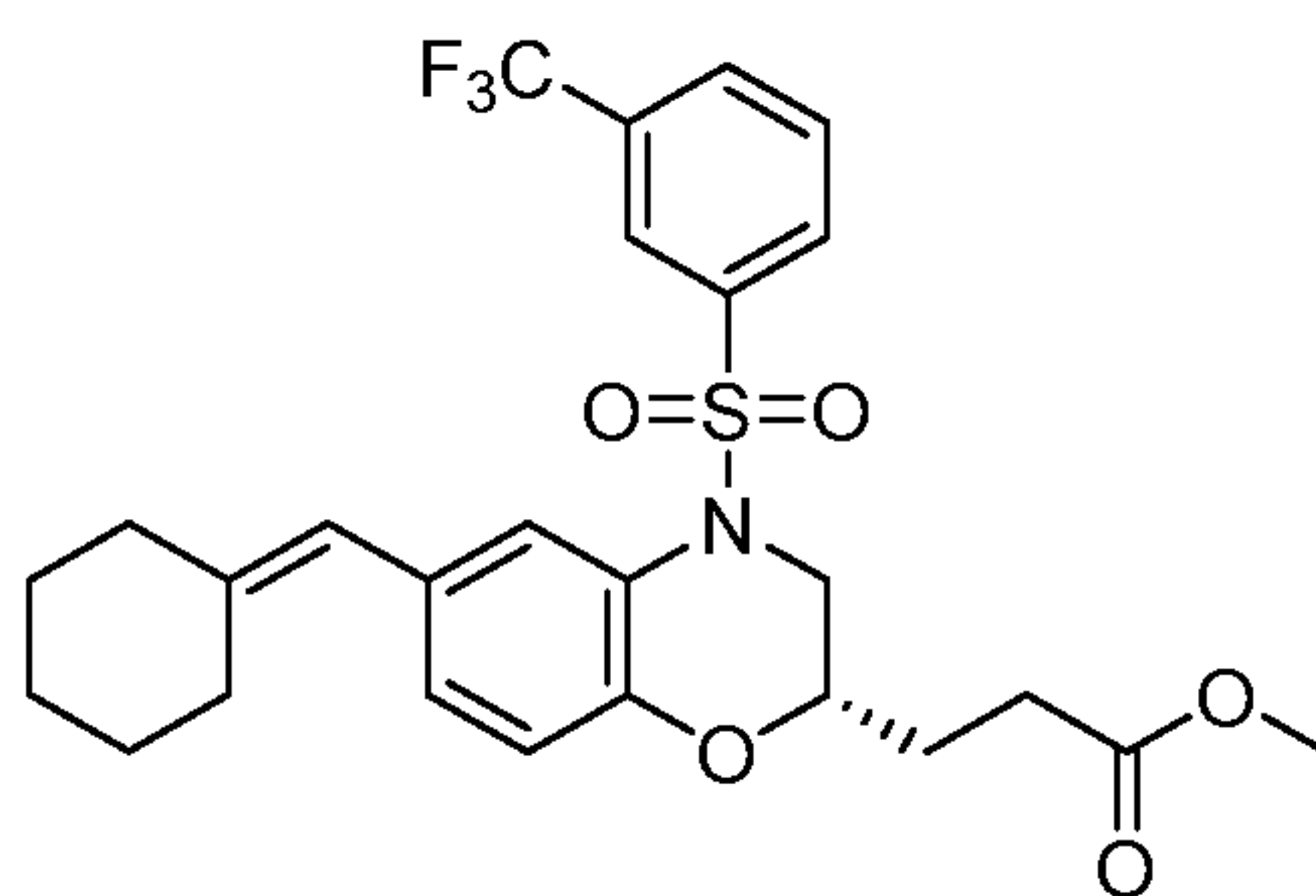


15 [000541] A mixture of (*S*)-methyl 3-(6-bromo-4-((3-(trifluoromethyl)phenyl)sulfonyl)-3,4-dihydro-2*H*-benzo[*b*][1,4]oxazin-2-yl)propanoate (1.00 g, 1.96 mmol), [1,1'-bis(diphenylphosphino)ferrocene]dichloropalladium(II) (143 mg, 0.20 mmol), potassium acetate (770.4 mg, 7.85 mmol), 4,4,5,5-tetramethyl-2-(tetramethyl-1,3,2-dioxaborolan-2-yl)-1,3,2-dioxaborolane (998 mg, 3.93 mmol), and ethylene glycol dimethyl ether (50 mL) was stirred for three hours at

- 319 -

80 °C. The mixture was concentrated and the resulting residue was purified via MPLC eluting with a gradient of 15-50% ethyl acetate in hexane to afford methyl (*S*)-3-(6-(4,4,5,5-tetramethyl-1,3,2-dioxaborolan-2-yl)-4-((3-(trifluoromethyl)phenyl)sulfonyl)-3,4-dihydro-2*H*-benzo[*b*][1,4]oxazin-2-yl)propanoate (1.07 g, 98%) as a light yellow oil.

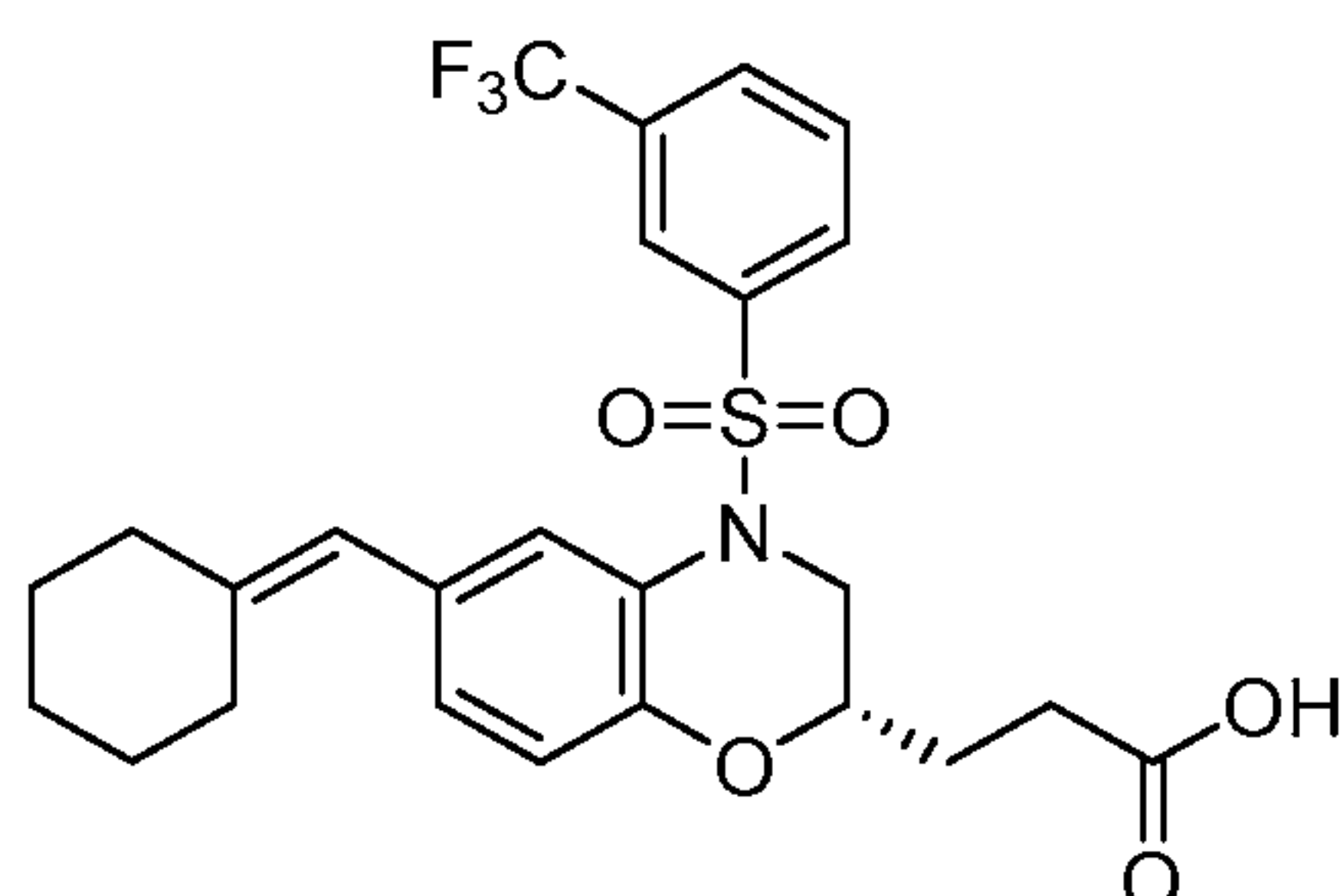
5 **Part III – Synthesis of Methyl (*S*)-3-(6-(cyclohexylidenemethyl)-4-((3-(trifluoromethyl)phenyl)sulfonyl)-3,4-dihydro-2*H*-benzo[*b*][1,4]oxazin-2-yl)propanoate**



[000542] A mixture of cyclohexylidenemethyl trifluoromethanesulfonate (330 mg, 1.35 mmol), tetrakis(triphenylphosphine)-palladium(0) (52 mg, 0.04 mmol), potassium phosphate
 10 (573 mg, 2.70 mmol), methyl (*S*)-3-(6-(4,4,5,5-tetramethyl-1,3,2-dioxaborolan-2-yl)-4-((3-(trifluoromethyl)phenyl)sulfonyl)-3,4-dihydro-2*H*-benzo[*b*][1,4]oxazin-2-yl)propanoate (500 mg, 0.90 mmol), toluene (4 mL), ethanol (1 mL), and water (1 mL) was stirred for two hours at 90 °C. The mixture was cooled, concentrated, and the resulting residue was purified via MPLC
 15 eluting with 16% ethyl acetate in petroleum to afford methyl (*S*)-3-(6-(cyclohexylidenemethyl)-4-((3-(trifluoromethyl)phenyl)sulfonyl)-3,4-dihydro-2*H*-benzo[*b*][1,4]oxazin-2-yl)propanoate (200 mg, 28%) as a yellow oil. ¹H-NMR (300 MHz, CD₃OD) δ 7.95-7.98 (m, 2H), 7.87 (s, 1H), 7.78 (t, 1H), 7.61 (s, 1H), 6.91 (d, 1H), 6.74 (d, 1H), 6.18 (s, 1H), 4.39 (dd, 1H), 3.67 (s, 3H), 3.41 (s, 1H), 3.24 (dd, 1H), 2.36-2.48 (m, 4H), 2.27-2.30 (m, 2H), 1.90 (m, 1H), 1.77 (m, 1H), 1.55-1.69 (m, 6H). (ES, *m/z*): (M+H)⁺ 524.

- 320 -

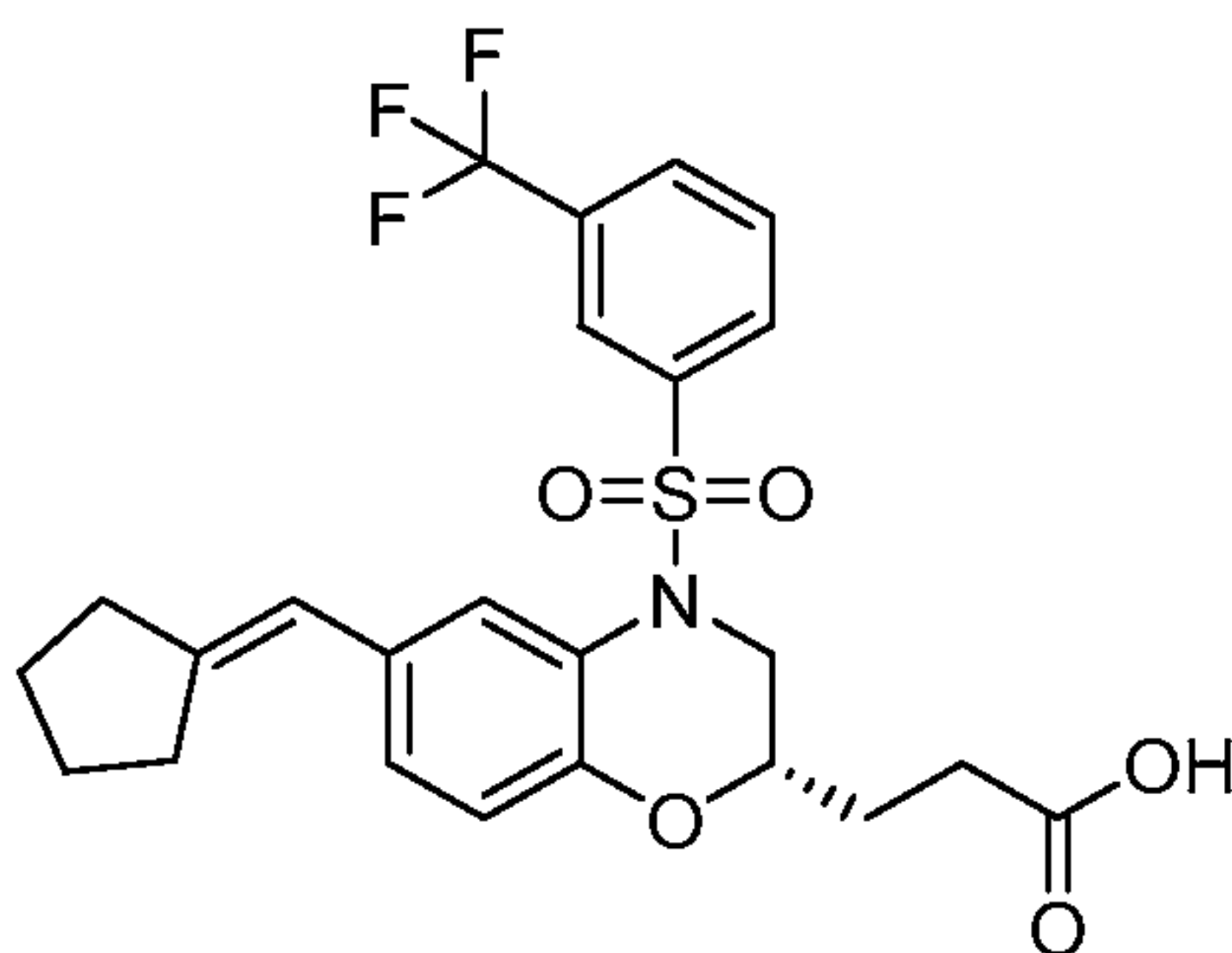
EXAMPLE 91 – Synthesis of (*S*)-3-(6-(Cyclohexylidenemethyl)-4-((3-(trifluoromethyl)phenyl)sulfonyl)-3,4-dihydro-2*H*-benzo[*b*][1,4]oxazin-2-yl)propanoic acid



- 5 [000543] A mixture of methyl (*S*)-3-(6-(cyclohexylidenemethyl)-4-((3-(trifluoromethyl)phenyl)sulfonyl)-3,4-dihydro-2*H*-benzo[*b*][1,4]oxazin-2-yl)propanoate (180 mg, 0.34 mmol), tetrahydrofuran (3 mL), water (1 mL), lithium hydroxide (41 mg, 0.98 mmol) was stirred for two hours at room temperature. The pH value of the mixture was adjusted to 5 with 1M hydrogen chloride and then partitioned between ethyl acetate and water. The organic
- 10 layer was dried (Na₂SO₄) and concentrated. The resulting residue was purified by Prep-HPLC eluting with a gradient of 70-95% acetonitrile in water with 0.05% trifluoroacetic acid to afford (*S*)-3-(6-(cyclohexylidenemethyl)-4-((3-(trifluoromethyl)phenyl)sulfonyl)-3,4-dihydro-2*H*-benzo[*b*][1,4]oxazin-2-yl)propanoic acid (75.8 mg, 43%) as a white solid. ¹H-NMR (300 MHz, CD₃OD) δ 8.00-7.96 (t, *J* = 8 Hz, 2H), 7.83 (s, 1H), 7.80-7.76 (t, *J* = 8 Hz, 1H), 7.62 (s, 1H),
- 15 6.93-6.91 (dd, *J* = 4 Hz, 8 Hz, 1H), 6.78-6.76 (d, *J* = 8 Hz, 1H), 6.19 (s, 1H), 4.44-4.39 (dd, *J* = 4 Hz, 12 Hz, 1H), 3.40-3.34 (m, 1H), 3.27-3.21 (m, 1H), 2.46-2.36 (m, 4H), 2.32-2.29 (m, 2H), 1.91-1.73 (m, 2H), 1.72-1.60 (m, 6H). (ES, *m/z*): (M+H)⁺ 510.

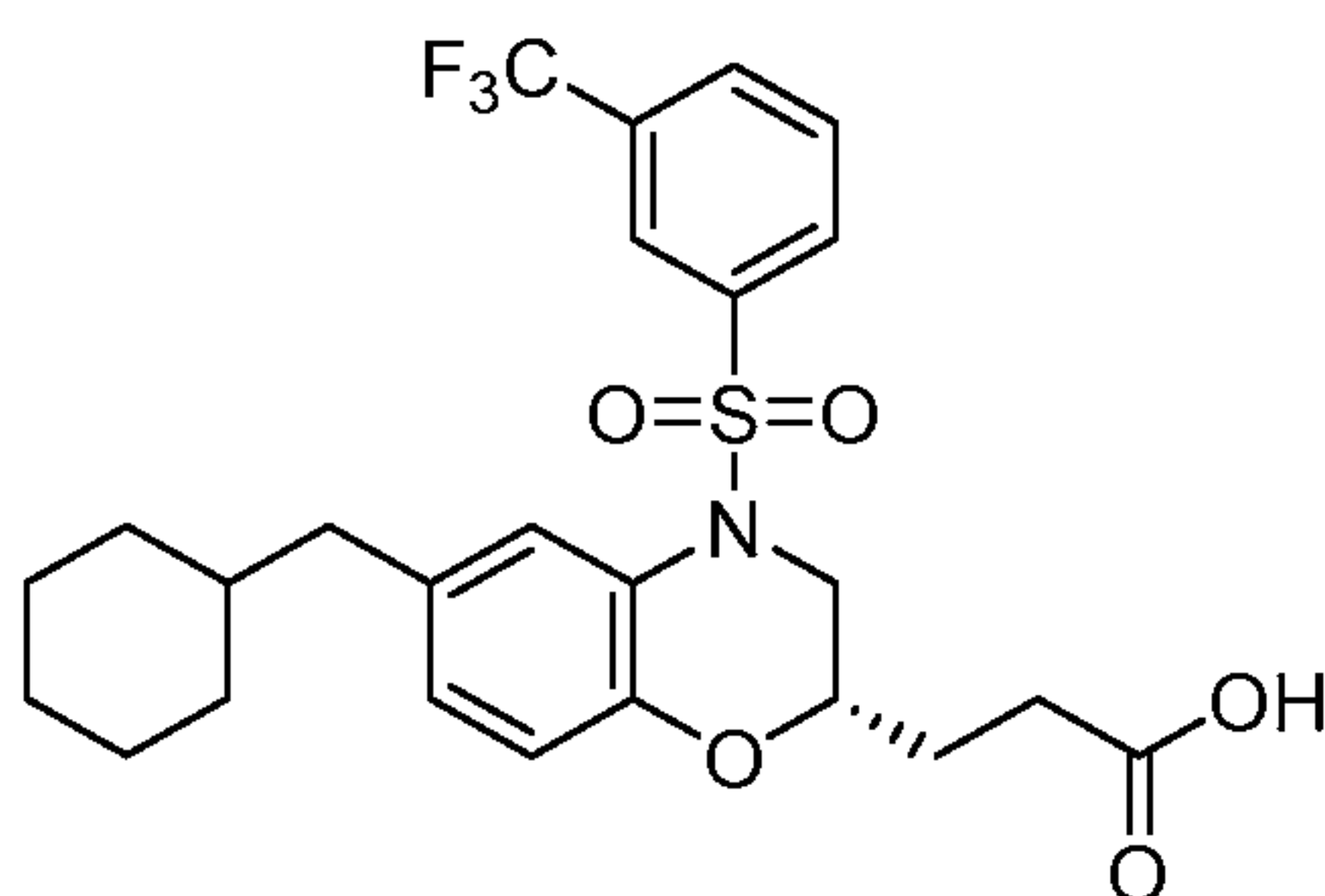
- 321 -

EXAMPLE 92 – Synthesis of (*S*)-3-(6-(Cyclopentylidenemethyl)-4-((3-(trifluoromethyl)phenyl)sulfonyl)-3,4-dihydro-2*H*-benzo[*b*][1,4]oxazin-2-yl)propanoic acid



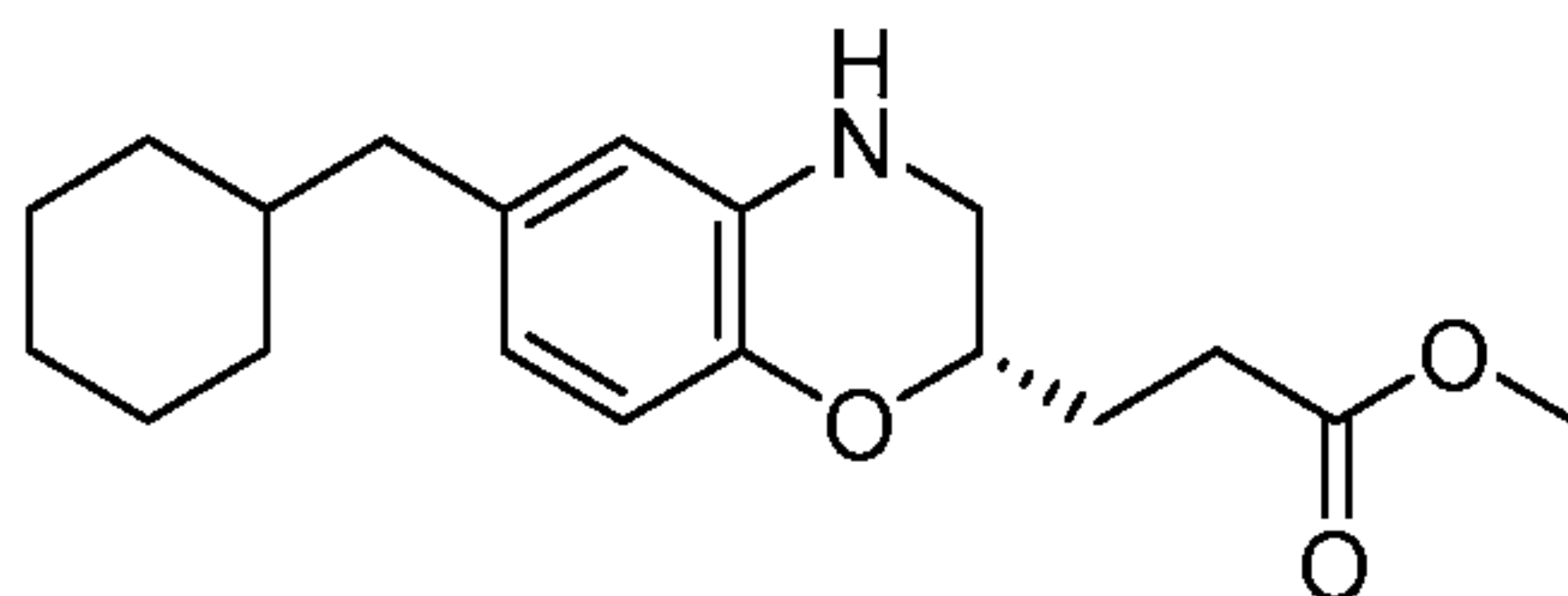
- 5 [000544] Based on the procedure in Example 90 and 91, (*S*)-3-(6-(cyclopentylidenemethyl)-4-((3-(trifluoromethyl)phenyl)sulfonyl)-3,4-dihydro-2*H*-benzo[*b*][1,4]oxazin-2-yl)propanoic acid was prepared. ¹H-NMR (300 MHz, CD₃OD) δ 7.98-7.94 (m, 2H), 7.86 (s, 1H), 7.78-7.74 (m, 2H), 7.00 (m, 1H), 6.75 (m, 1H), 6.29 (m, 1H), 4.39 (dd, *J* = 14.4 Hz, 2.0 Hz, 1H), 3.38 (m, 1H), 3.29 (dd, *J* = 14.4 Hz, 2.0 Hz, 1H), 2.51 (m, 4H),
- 10 2.40 (m, 2H), 1.87-1.66 (m, 6H). (ES, *m/z*): (M+H)⁺ 496.

EXAMPLE 93 – Synthesis of (*S*)-3-(6-(Cyclohexylmethyl)-4-((3-(trifluoromethyl)phenyl)sulfonyl)-3,4-dihydro-2*H*-benzo[*b*][1,4]oxazin-2-yl)propanoic acid



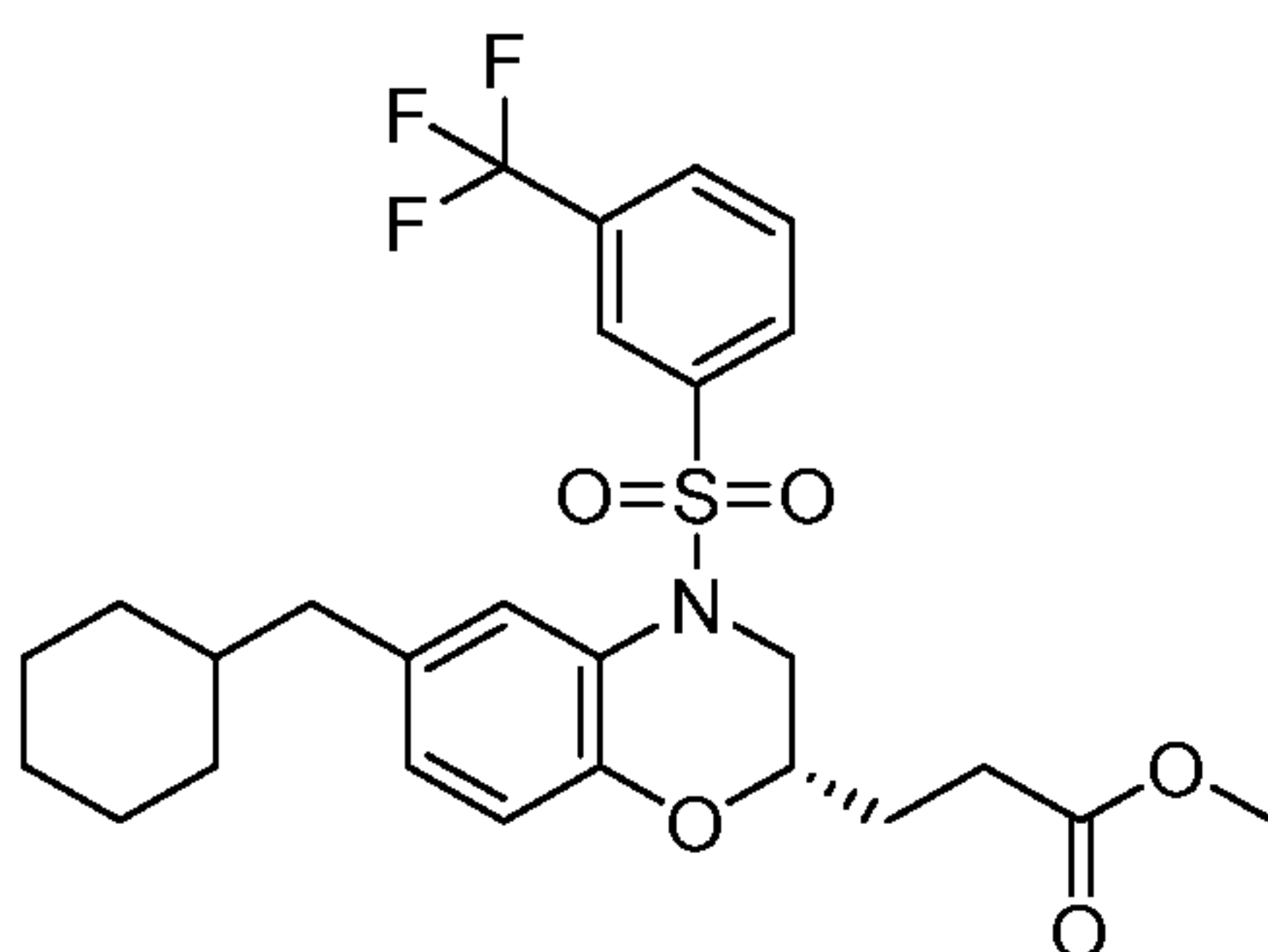
- 322 -

Part I – Synthesis of Methyl (*S*)-3-(6-(cyclohexylmethyl)-3,4-dihydro-2*H*-benzo[*b*][1,4]-oxazin-2-yl)propanoate



[000545] A mixture of methyl (*S*)-3-(6-(cyclohexylidene)methyl)-3,4-dihydro-2*H*-
 5 benzo[*b*][1,4]oxazin-2-yl)propanoate (500 mg, 1.59 mmol), 10% palladium on carbon (500 mg), and ethyl acetate (15 mL) was stirred overnight at room temperature under an atmosphere of hydrogen. The mixture was filtered through Celite and the filtrate was concentrated. The resulting residue was purified via MPLC eluting with 16% ethyl acetate in petroleum ether to afford methyl (*S*)-3-(6-(cyclohexylmethyl)-3,4-dihydro-2*H*-benzo[*b*][1,4]-oxazin-2-
 10 yl)propanoate (300 mg, 60%) as a clear oil.

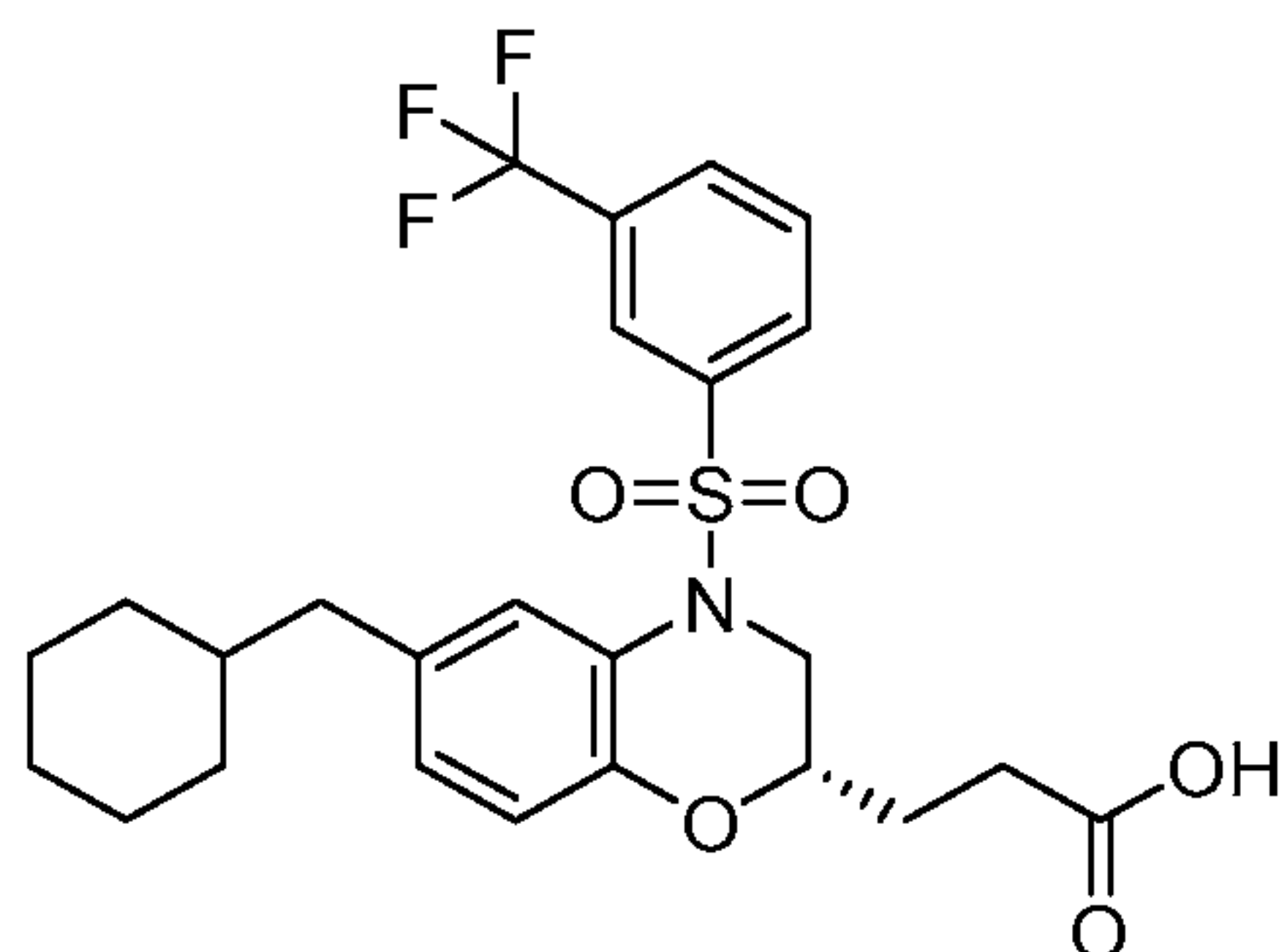
Part II – Synthesis of Methyl (*S*)-3-(6-(cyclohexylmethyl)-4-((3-(trifluoromethyl)phenyl)sulfonyl)-3,4-dihydro-2*H*-benzo[*b*][1,4]oxazin-2-yl)propanoate



[000546] A mixture of methyl (*S*)-3-(6-(cyclohexylmethyl)-3,4-dihydro-2*H*-
 15 benzo[*b*][1,4]-oxazin-2-yl)propanoate (270 mg, 0.85 mmol), dichloromethane (10 mL), 3-(trifluoromethyl)benzene-1-sulfonyl chloride (415.6 mg, 1.70 mmol), 4-dimethylaminopyridine (52 mg, 0.43 mmol) and pyridine (0.3 mL) was stirred overnight at room temperature. The mixture was concentrated and the resulting residue was purified via MPLC eluting with 16% ethyl acetate in petroleum ether to afford methyl (*S*)-3-(6-(cyclohexylmethyl)-4-((3-
 20 (trifluoromethyl)phenyl)sulfonyl)-3,4-dihydro-2*H*-benzo[*b*][1,4]oxazin-2-yl)propanoate (420 mg, 94%) as an oil.

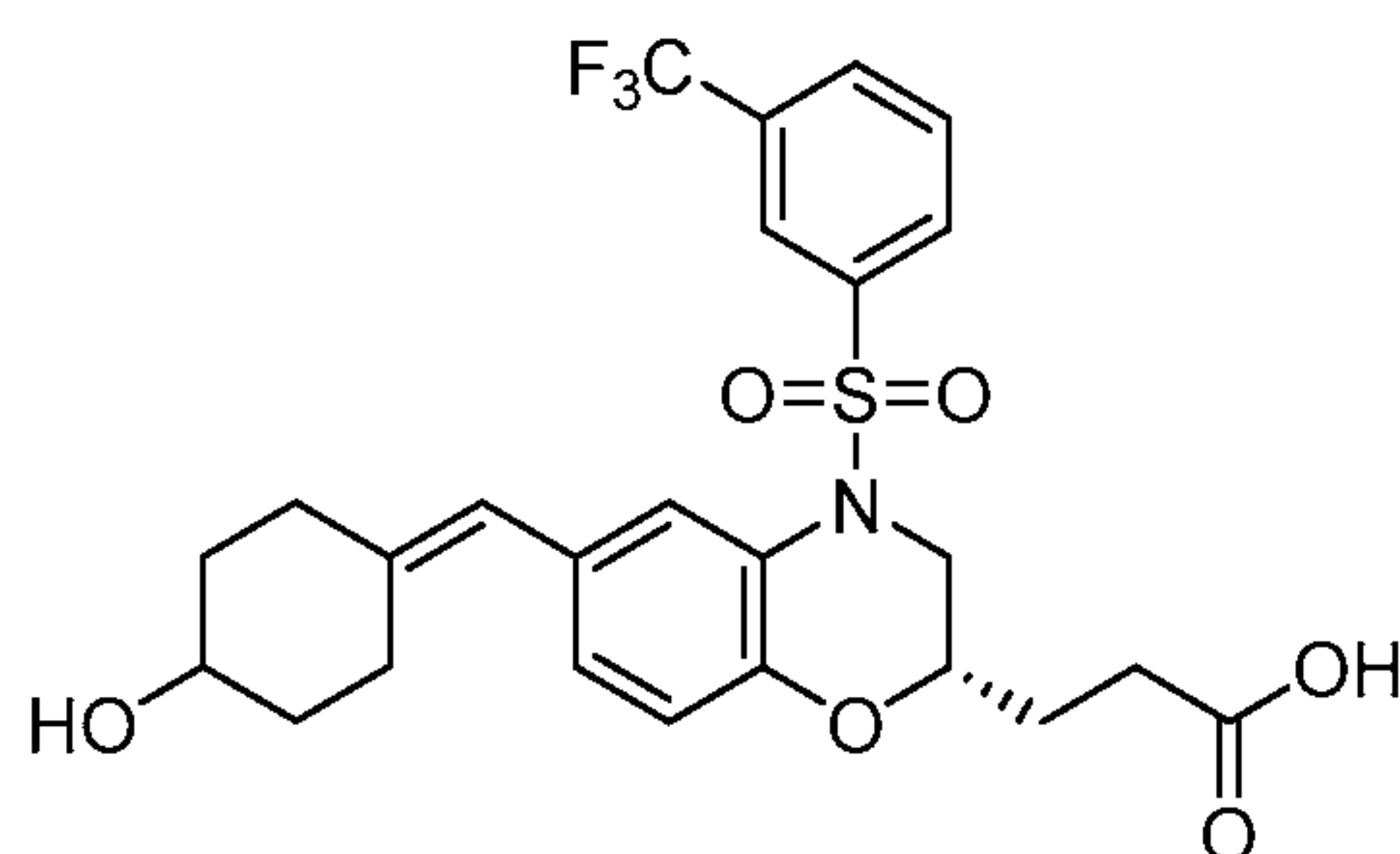
- 323 -

Part III – Synthesis of (*S*)-3-(6-(Cyclohexylmethyl)-4-((3-(trifluoromethyl)phenyl)sulfonyl)-3,4-dihydro-2*H*-benzo[*b*][1,4]oxazin-2-yl)propanoic acid

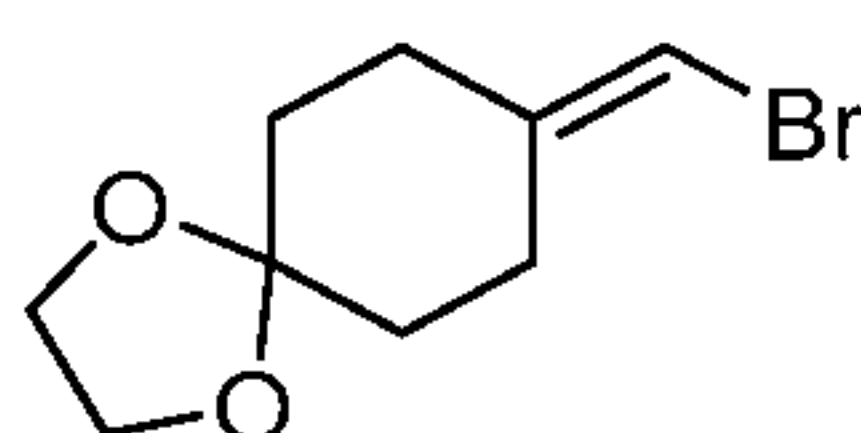


- 5 [000547] Based on the procedure in Example 42, (*S*)-3-(6-(cyclohexylmethyl)-4-((3-(trifluoromethyl)phenyl)sulfonyl)-3,4-dihydro-2*H*-benzo[*b*][1,4]oxazin-2-yl)propanoic acid was prepared. ¹H-NMR (300 MHz, CDCl₃) δ 0.95-1.07 (m, 2H), 1.12-1.32 (m, 3H), 1.52 (m, 1H), 1.62-1.82 (m, 6H), 1.89 (m, 1H), 2.31-2.51 (m, 4H), 3.21 (m, 1H), 3.39 (m, 1H), 4.41 (d, *J* = 14.4 Hz, 1H), 6.73 (m, 1H), 6.90 (m, 1H), 7.58 (s, 1H), 7.78 (m, 2H), 7.97 (m, 2H). (ES, *m/z*): (M+H)⁺ 512.
- 10

EXAMPLE 94 – Synthesis of (*S*)-3-(6-(Cyclohexylidenemethyl)-4-((3-(trifluoromethyl)phenyl)sulfonyl)-3,4-dihydro-2*H*-benzo[*b*][1,4]oxazin-2-yl)propanoic acid



- 15 **Part I – Synthesis of 8-(bromomethylene)-1,4-dioxaspiro[4.5]decane**

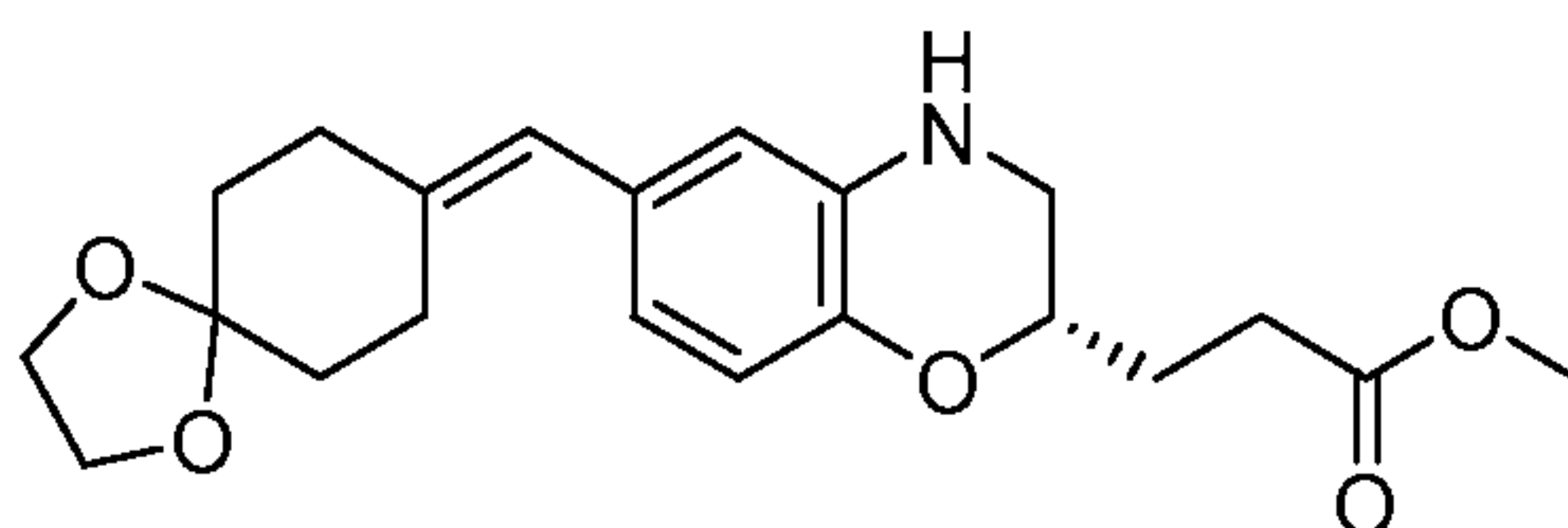


[000548] A 1 M solution of lithium hexamethyldisilazide (17 mL, 0.017 mol) in THF was added dropwise to a stirred solution of (bromomethyl)triphenyl-λ⁵-phosphane (5.9 g, 0.017 mol)

- 324 -

in THF (20 mL) at $-78\text{ }^{\circ}\text{C}$. The reaction mixture was warmed to room temperature and stirred for one hour. 1,4-Dioxaspiro[4.5]decan-8-one (2 g, 0.013 mol) was added dropwise and the reaction stirred overnight at room temperature. The mixture was partitioned between saturated ammonium chloride and dichloromethane. The organic layer was dried (Na_2SO_4) and concentrated. The resulting residue was purified by MPLC eluting with 3% ethyl acetate in petroleum ether to afford 8-(bromomethylene)-1,4-dioxaspiro[4.5]decane (2.0 g, 67%) as a colorless liquid.

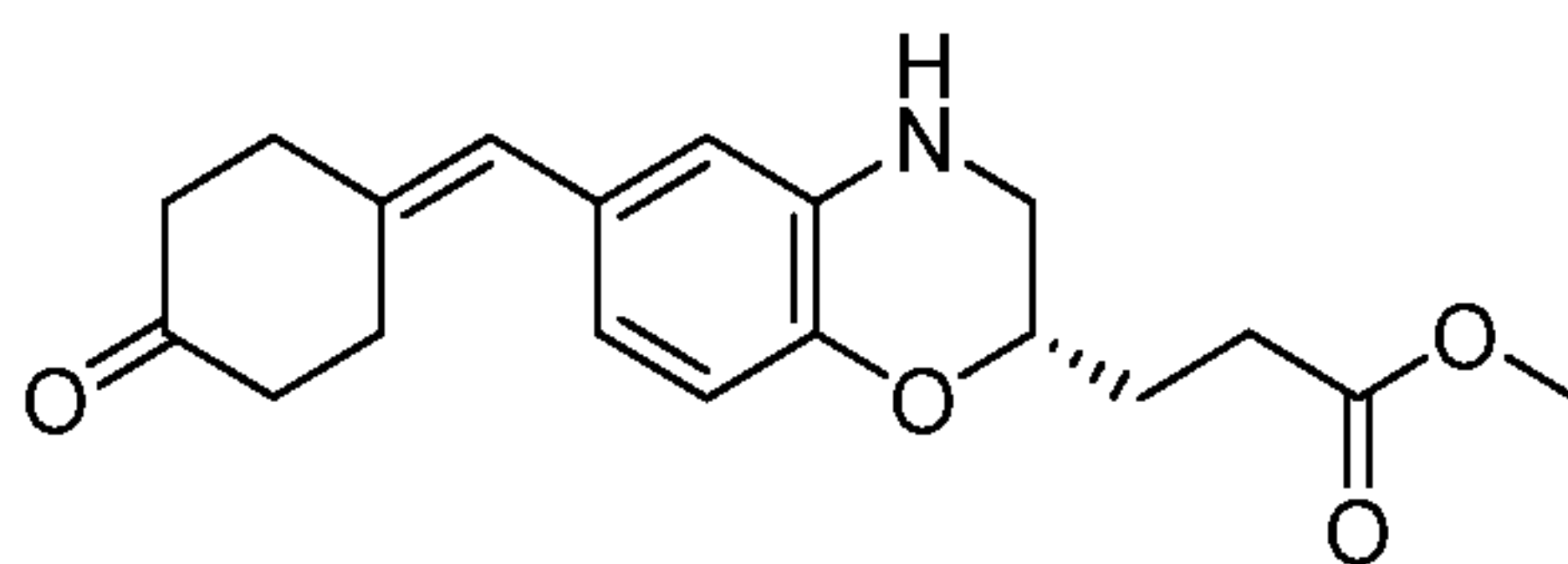
Part II – Synthesis of Methyl (*S*)-3-(6-((1,4-dioxaspiro[4.5]decan-8-ylidene)methyl)-3,4-dihydro-2*H*-benzo[*b*][1,4]oxazin-2-yl)propanoate



10

[000549] A mixture of 8-(bromomethylene)-1,4-dioxaspiro[4.5]decane (1 g, 2.88 mmol), 8-(bromomethylidene)-1,4-dioxaspiro[4.5]decane (700 mg, 3.74 mmol), cesium carbonate (2.6 g, 11.52 mmol), [1,1'-bis(diphenyl-phosphino)ferrocene]dichloropalladium(II) (0.15 g, 0.288 mmol), THF (10 mL), and water (10 mL) was stirred overnight at $90\text{ }^{\circ}\text{C}$. The mixture was diluted with water and extracted twice with ethyl acetate. The combined organic layers were dried (Na_2SO_4) and concentrated. The resulting residue was purified via MPLC eluting with 66% ethyl acetate in petroleum ether to afford methyl (*S*)-3-(6-((1,4-dioxaspiro[4.5]decan-8-ylidene)methyl)-3,4-dihydro-2*H*-benzo[*b*][1,4]oxazin-2-yl)propanoate (500 mg, 46%) as a colorless oil.

20 Part III – Synthesis of Methyl (*S*)-3-(6-((4-oxocyclohexylidene)methyl)-3,4-dihydro-2*H*-benzo[*b*][1,4]oxazin-2-yl)propanoate



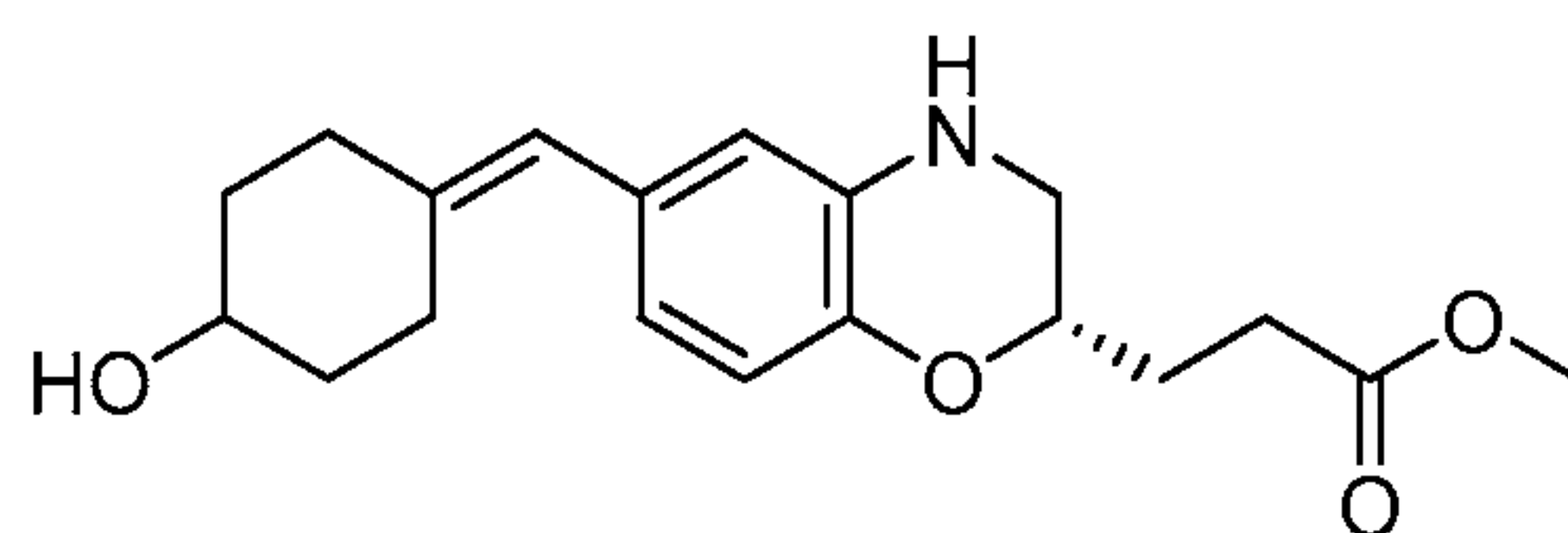
[000550] A solution of (*S*)-3-(6-((1,4-dioxaspiro[4.5]decan-8-ylidene)methyl)-3,4-dihydro-2*H*-benzo[*b*][1,4]oxazin-2-yl)propanoate (500 mg, 1.34 mmol) in acetone (20 mL) and 10% HCl in water was stirred for four hours at room temperature. The reaction mixture was

25

- 325 -

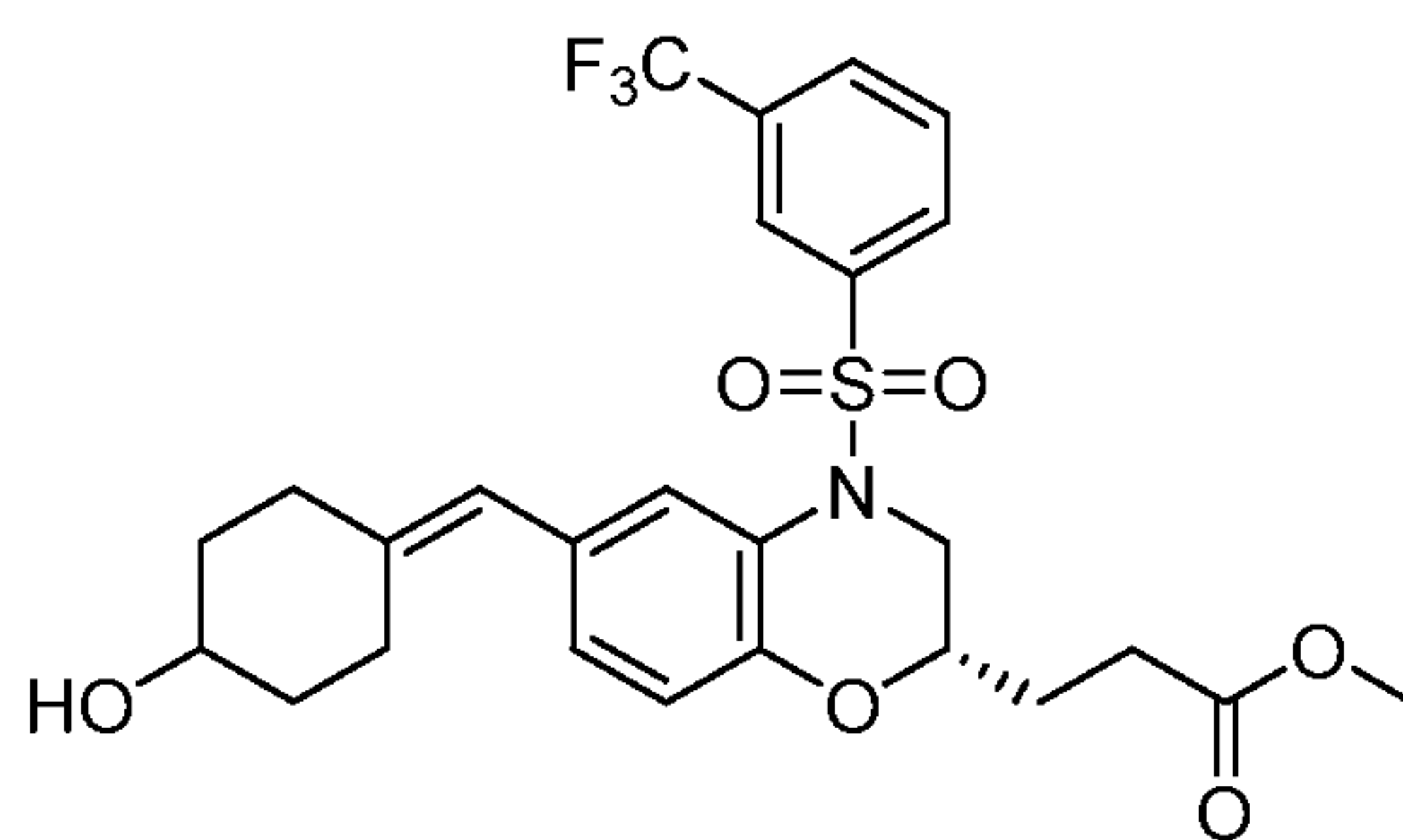
diluted with water and extracted twice with ethyl acetate. The combined organic layers were dried (Na_2SO_4) and concentrated to afford methyl (*S*)-3-(6-((4-oxocyclohexylidene)methyl)-3,4-dihydro-2*H*-benzo[*b*][1,4]oxazin-2-yl)propanoate (350 mg, 79%) as a colorless oil.

Part IV – Synthesis of Methyl 3-((2*S*)-6-((4-hydroxycyclohexylidene)methyl)-3,4-dihydro-2*H*-benzo[*b*][1,4]oxazin-2-yl)propanoate



[000551] Sodium borohydride (173 mg, 4.70 mmol) was added to a solution of methyl (*S*)-3-(6-((4-oxocyclohexylidene)methyl)-3,4-dihydro-2*H*-benzo[*b*][1,4]oxazin-2-yl)propanoate (300 mg, 0.91 mmol) in methanol (10 mL). The mixture was stirred for two hours at room temperature. The mixture was diluted with water and extracted twice with ethyl acetate. The combined organic layers were dried (Na_2SO_4) and concentrated. The resulting residue was purified by MPLC eluting with ethyl acetate to afford methyl 3-((2*S*)-6-((4-hydroxycyclohexylidene)methyl)-3,4-dihydro-2*H*-benzo[*b*][1,4]oxazin-2-yl)propanoate (220 mg, 73%) as a colorless oil.

Part V – Synthesis of Methyl 3-((2*S*)-6-(cyclohexylidenemethyl)-4-((3-(trifluoromethyl)phenyl)sulfonyl)-3,4-dihydro-2*H*-benzo[*b*][1,4]oxazin-2-yl)propanoate



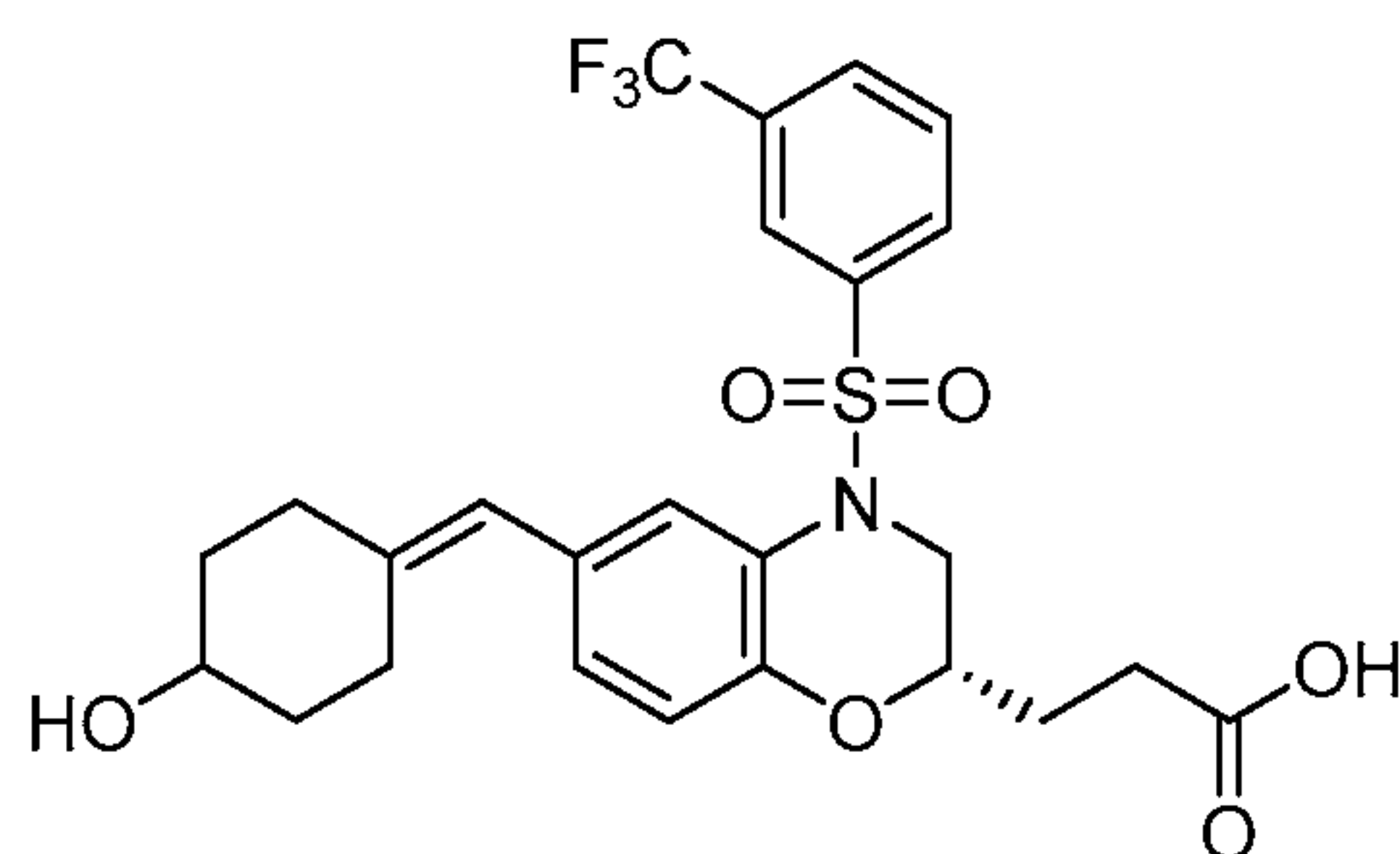
[000552] A solution of methyl 3-((2*S*)-6-((4-hydroxycyclohexylidene)methyl)-3,4-dihydro-2*H*-benzo[*b*][1,4]oxazin-2-yl)propanoate (100 mg, 0.30 mmol), dichloromethane (5 mL), pyridine (119 mg, 1.50 mmol), 3-(trifluoromethyl)benzene-1-sulfonyl chloride (110 mg, 0.45 mmol), and 4-dimethylaminopyridine (18 mg, 0.15 mmol) was stirred overnight at room temperature. The solution was diluted dichloromethane and washed twice with 1 M HCl, washed with water, dried (Na_2SO_4), and concentrated. The resulting residue was purified by

- 326 -

MPLC eluting with 33% ethyl acetate in petroleum ether to afford methyl (*S*)-3-(6-(cyclohexylidenemethyl)-4-((3-(trifluoromethyl)phenyl)sulfonyl)-3,4-dihydro-2*H*-benzo[*b*][1,4]oxazin-2-yl)propanoate (100 mg, 61%) as a colorless oil.

Part VI – Synthesis of (*S*)-3-(6-(Cyclohexylidenemethyl)-4-((3-

5 (trifluoromethyl)phenyl)sulfonyl)-3,4-dihydro-2*H*-benzo[*b*][1,4]oxazin-2-yl)propanoic acid



[000553] Based on the procedure in Example 42, (*S*)-3-(6-(cyclohexylidenemethyl)-4-((3-(trifluoromethyl)phenyl)sulfonyl)-3,4-dihydro-2*H*-benzo[*b*][1,4]oxazin-2-yl)propanoic acid was prepared. ¹H-NMR (300 MHz, CD₃OD) δ 7.97 (m, 2H), 7.81-7.75 (m, 2H), 7.64-7.62 (m, 1H), 6.93 (d, *J* = 11.6 Hz, 1H), 6.76 (d, *J* = 11.2 Hz, 1H), 4.40 (dd, *J* = 2.8 Hz, 19.2 Hz, 1H), 3.83 (m, 1H), 3.35 (m, 1H), 3.23 (m, 1H), 2.74 (m, 1H), 2.48-2.37 (m, 3H), 2.37-2.11 (m, 2H), 1.98-1.75 (m, 4H), 1.54-1.43 (m, 2H). (ES, *m/z*): (M+H)⁺ 526.

EXAMPLE 95 – Preparation of Additional Substituted 6-Alkenyl-benzoxazines

15 [000554] Compounds in Table 12 were prepared based on experimental procedures described in Examples 42, 90, 93, and 94 and the detailed description.

TABLE 12

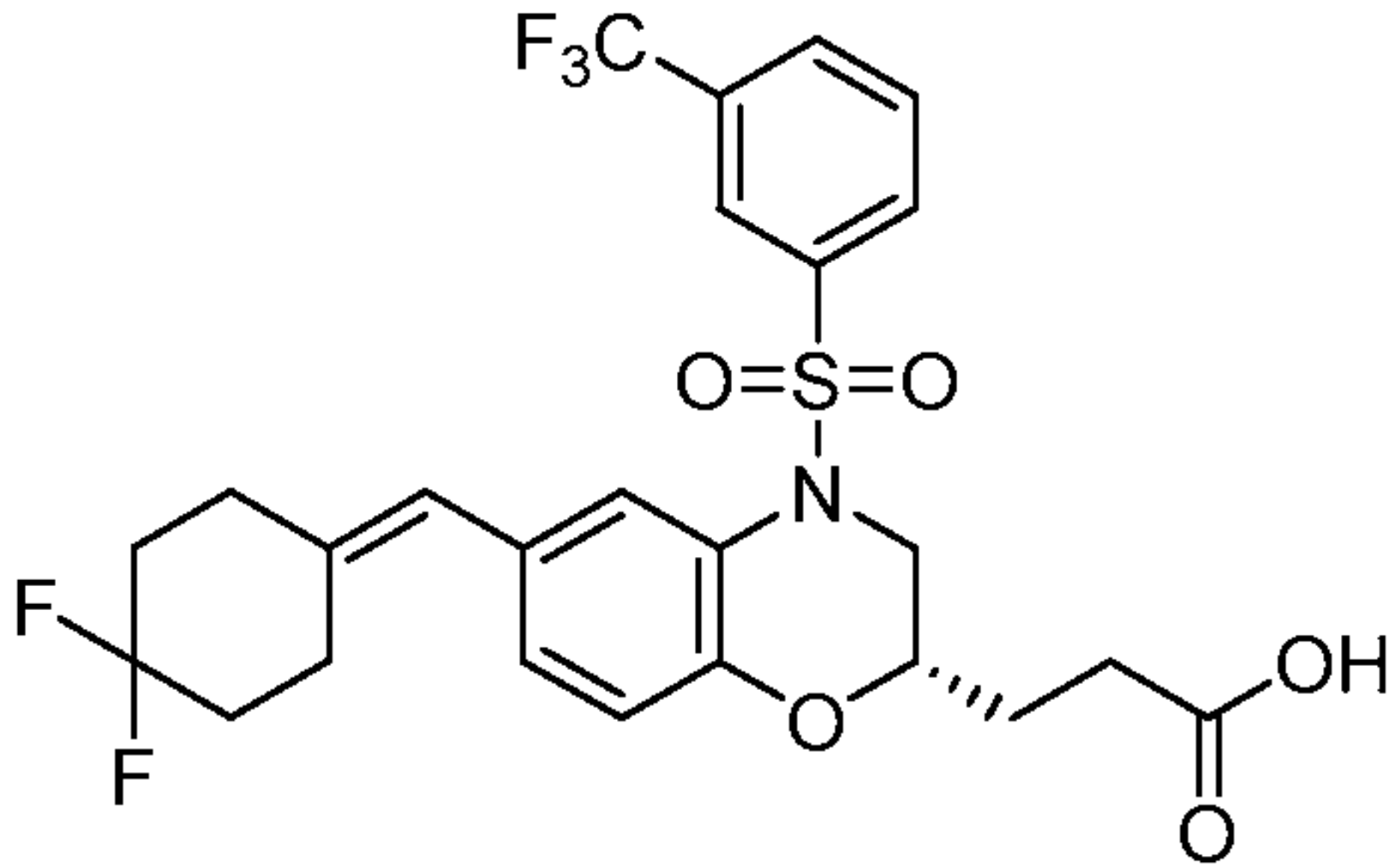
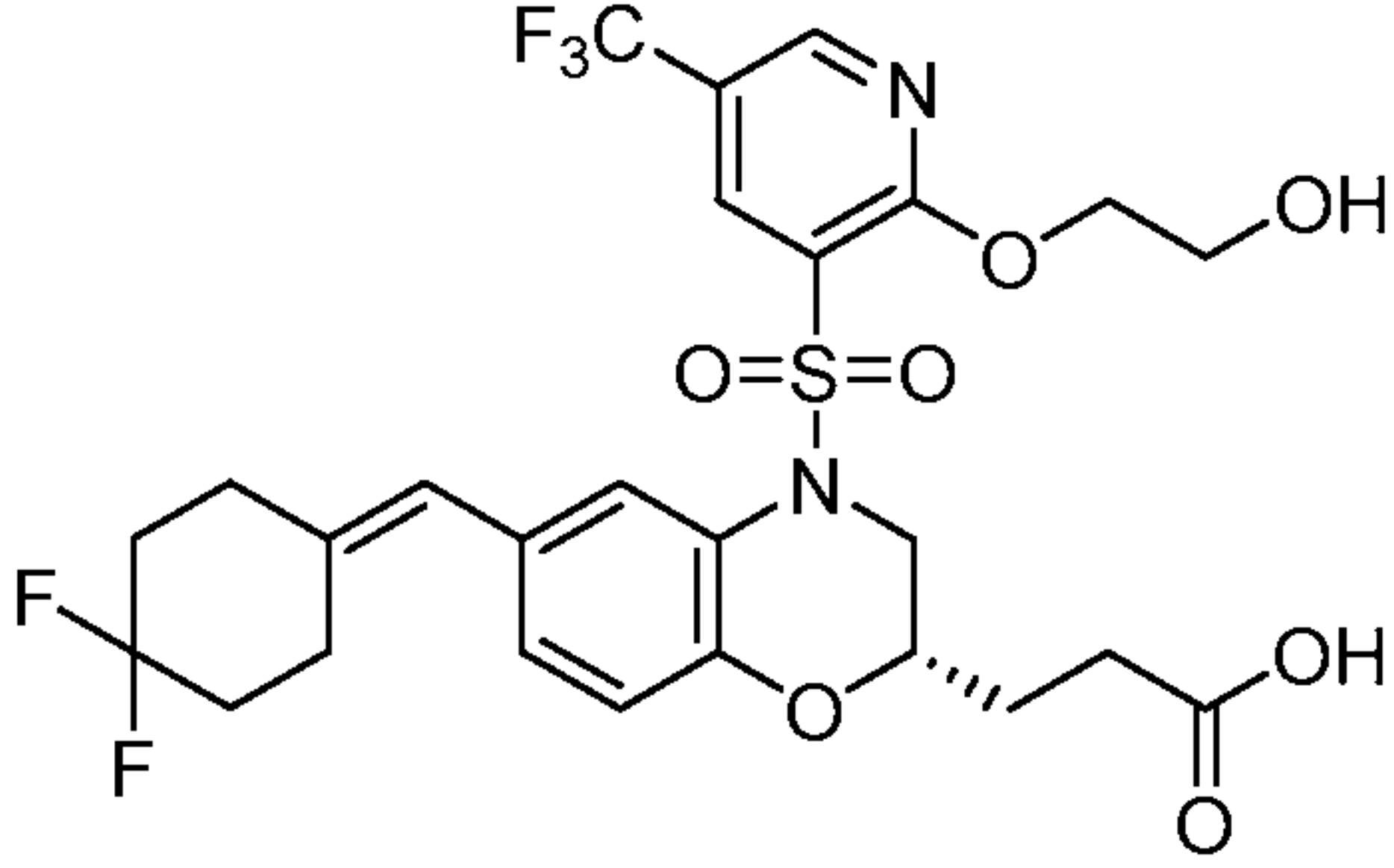
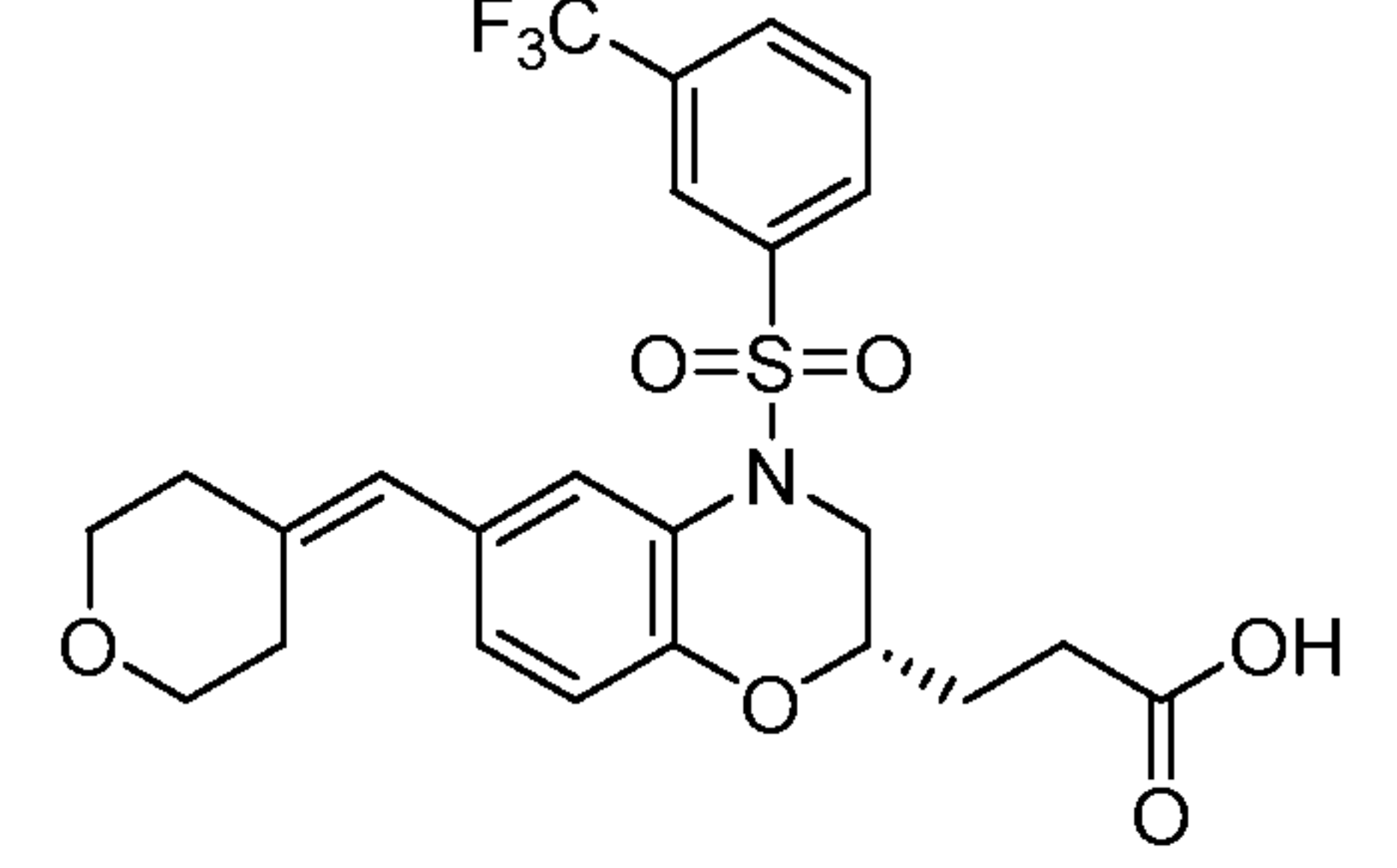
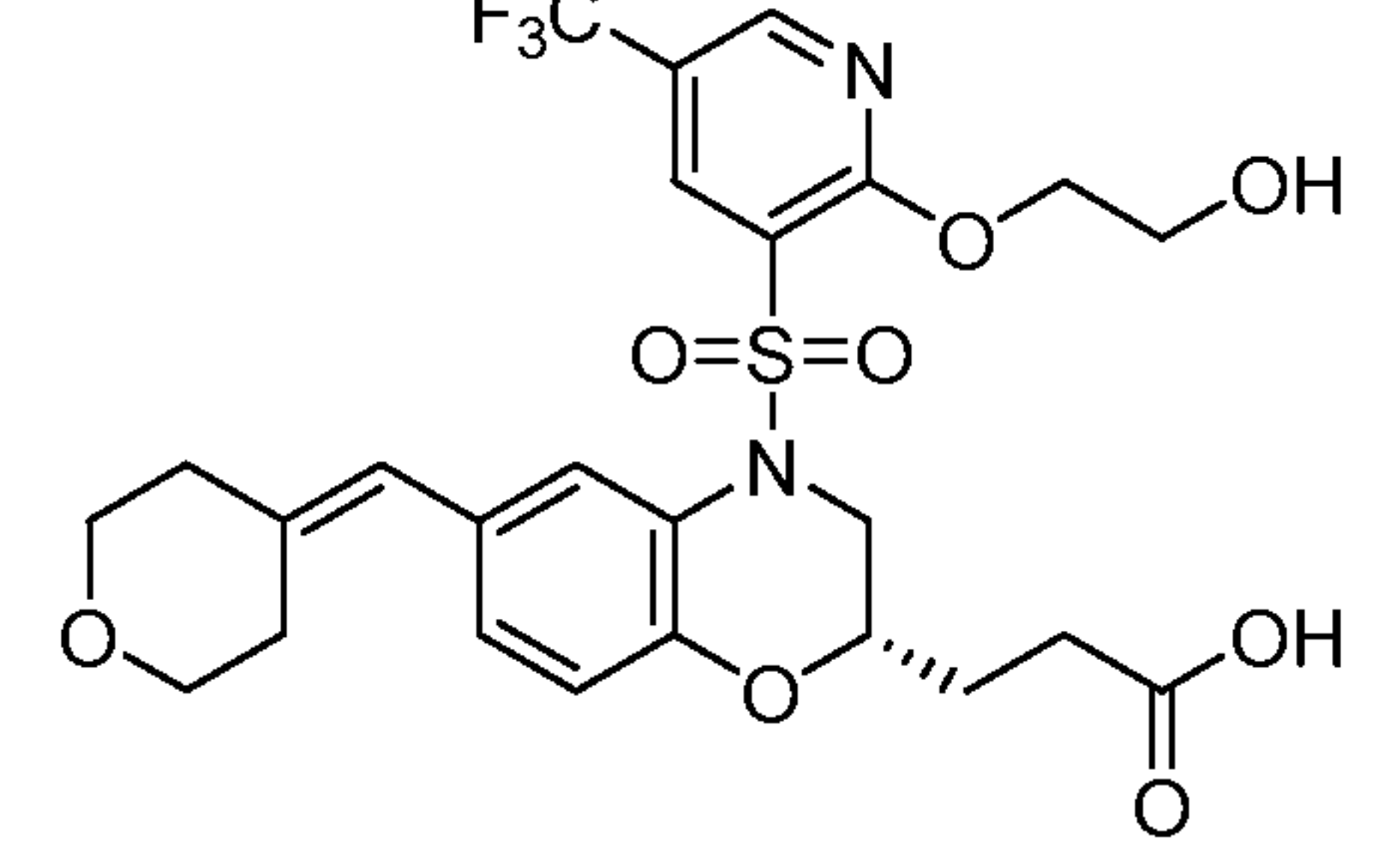
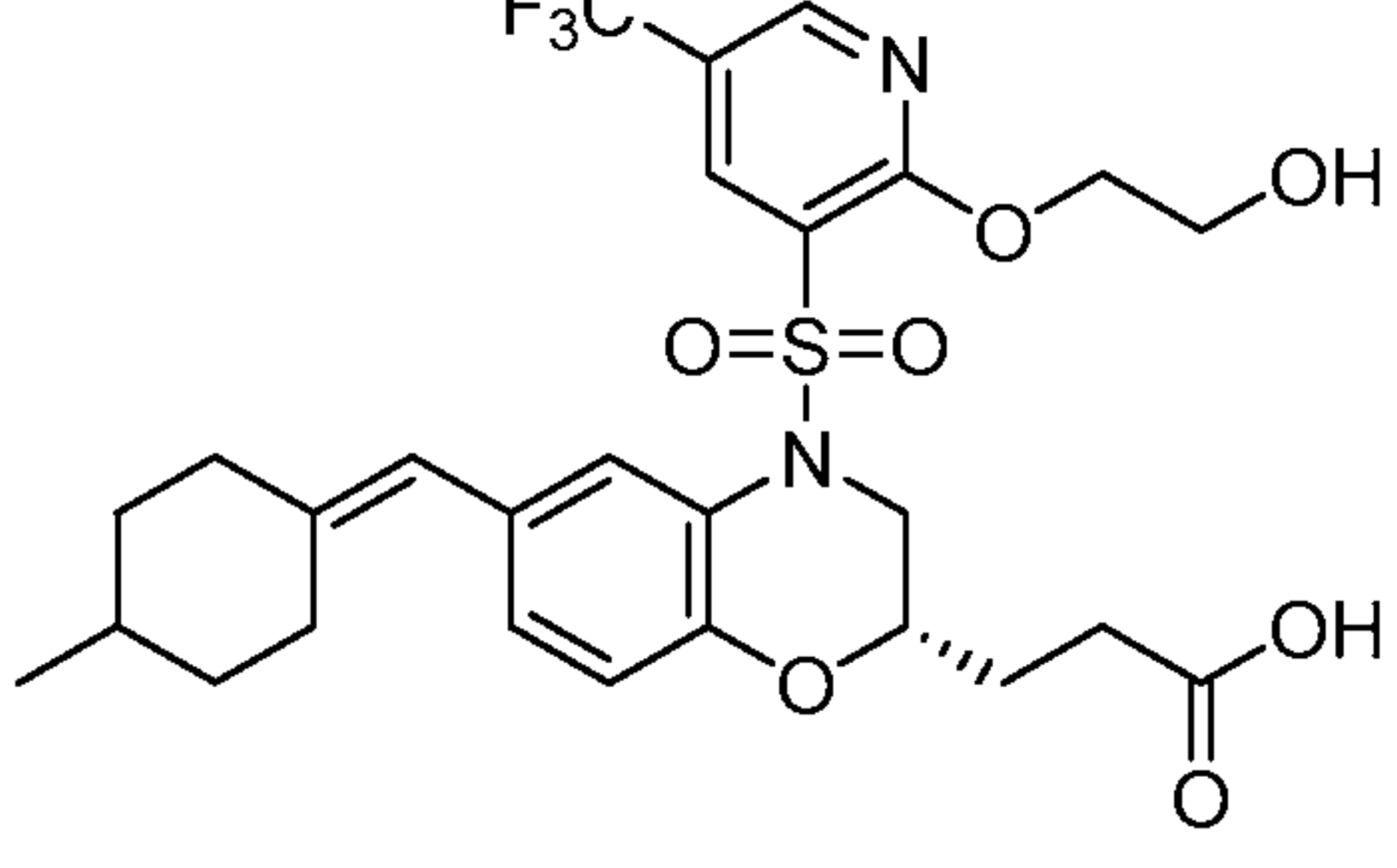
No.	Structure	Name	Observed <i>m/z</i>
95A		methyl (<i>S</i>)-3-(6-(cyclohexylidenemethyl)-4-((2-ethoxy-5-(trifluoromethyl)pyridin-3-yl)sulfonyl)-3,4-dihydro-2 <i>H</i> -benzo[<i>b</i>][1,4]oxazin-2-yl)propanoate	569 (M+H) ⁺

- 327 -

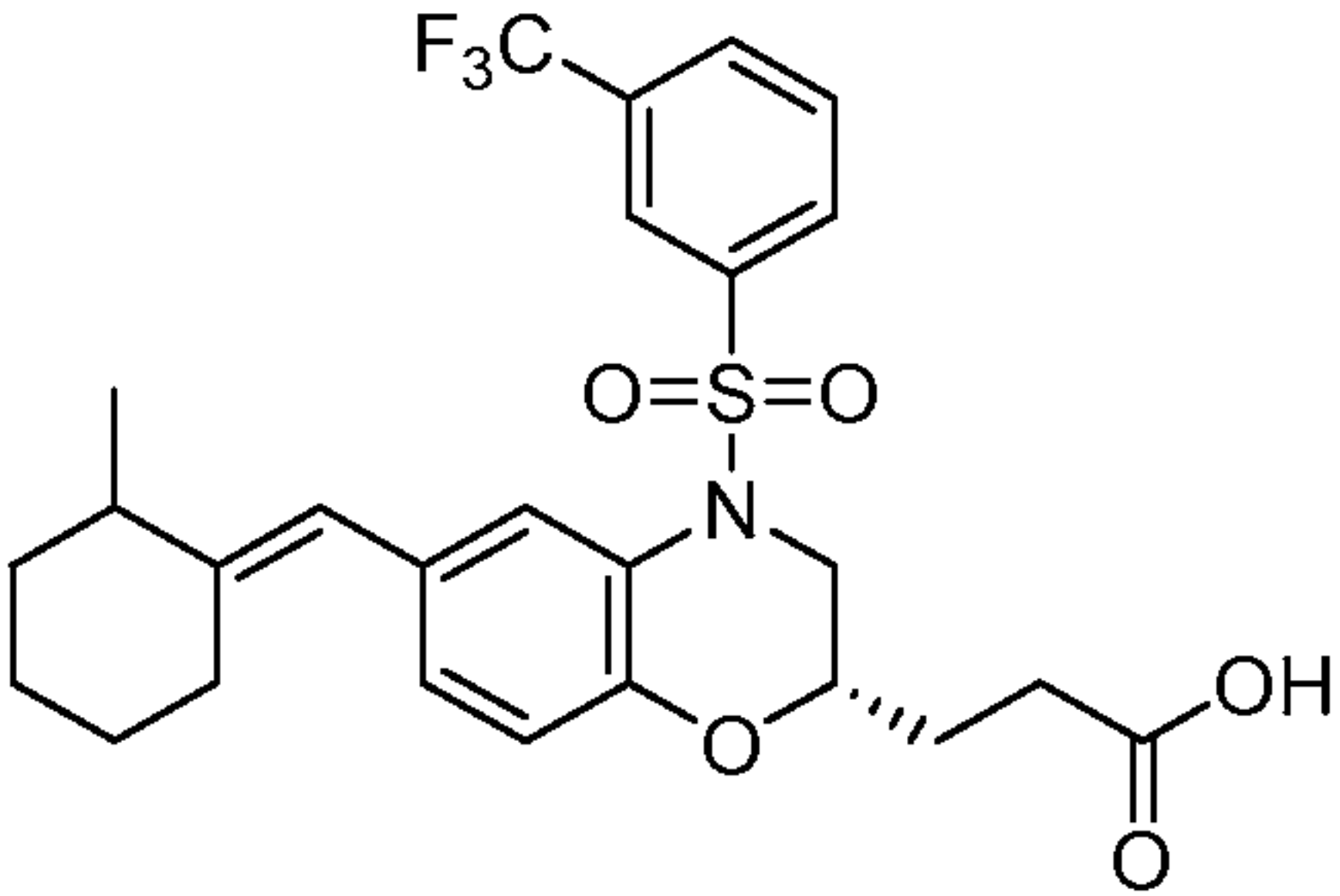
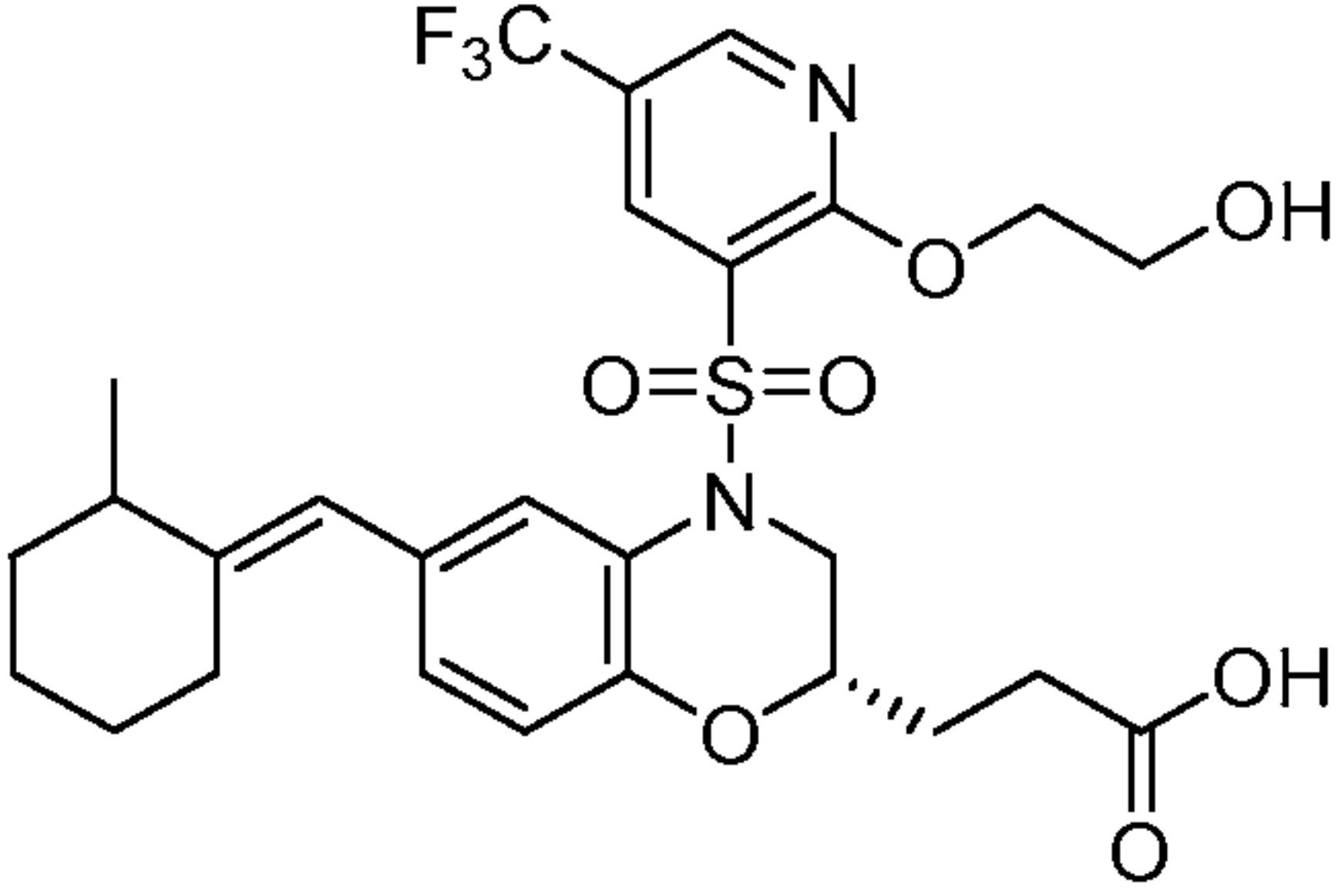
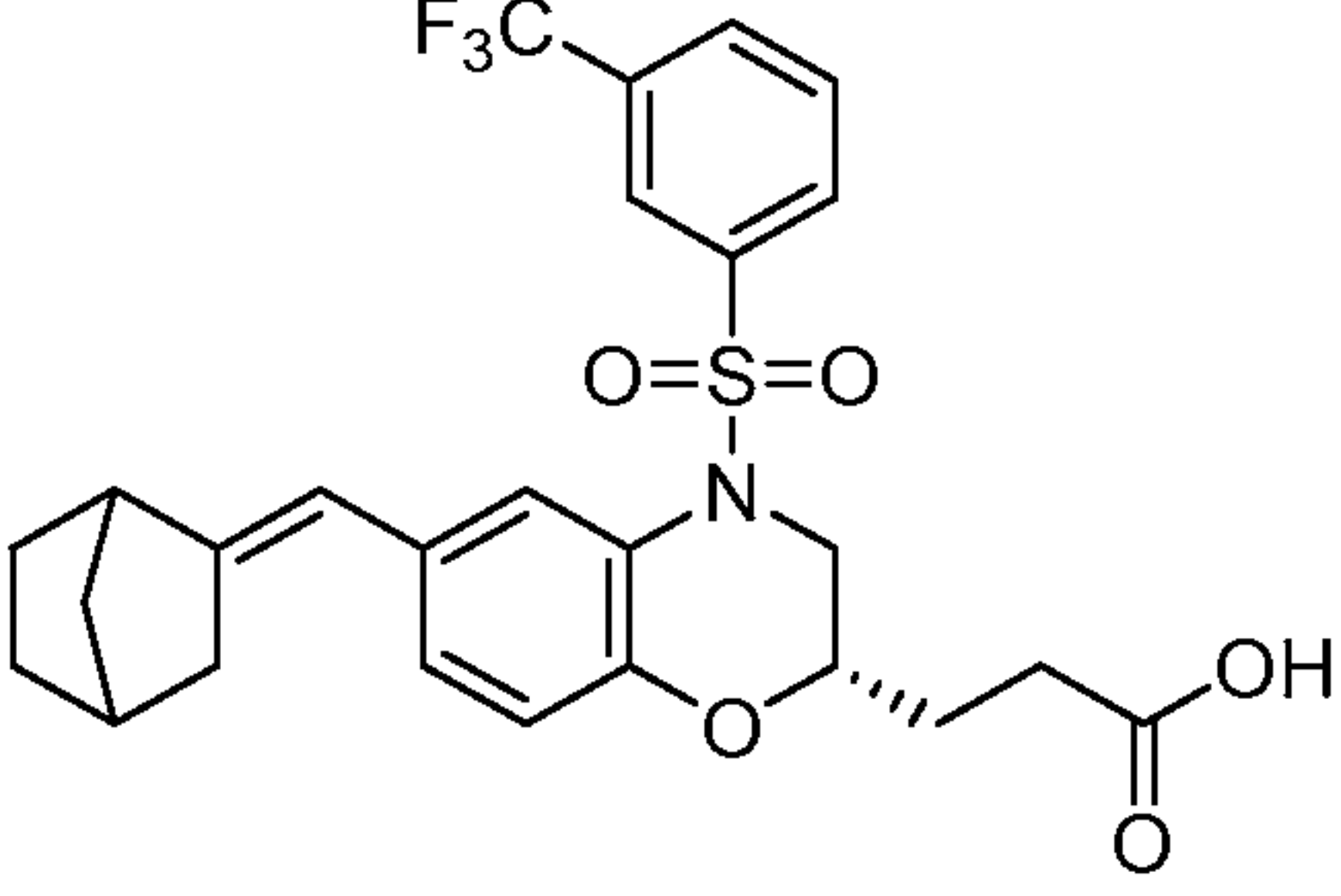
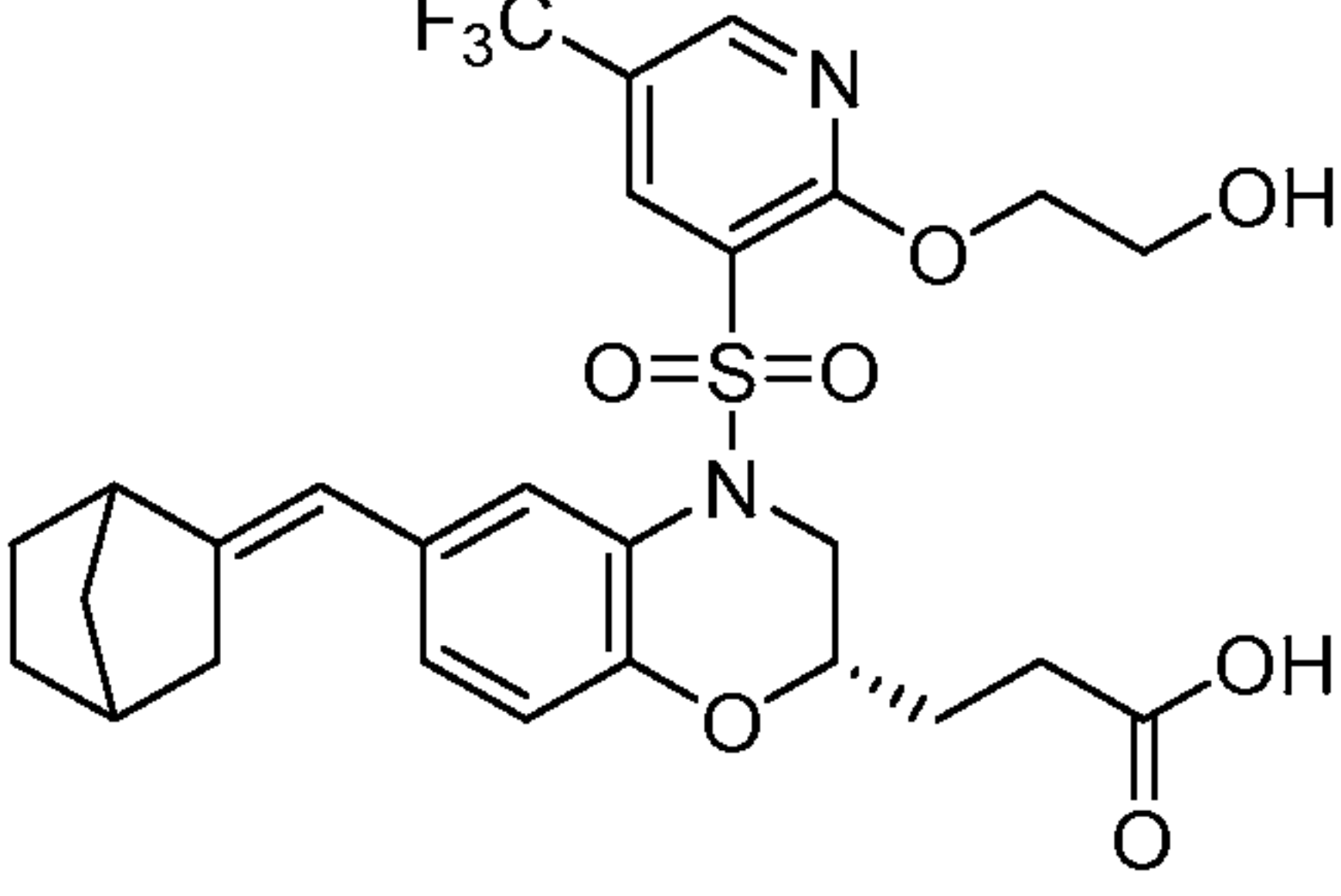
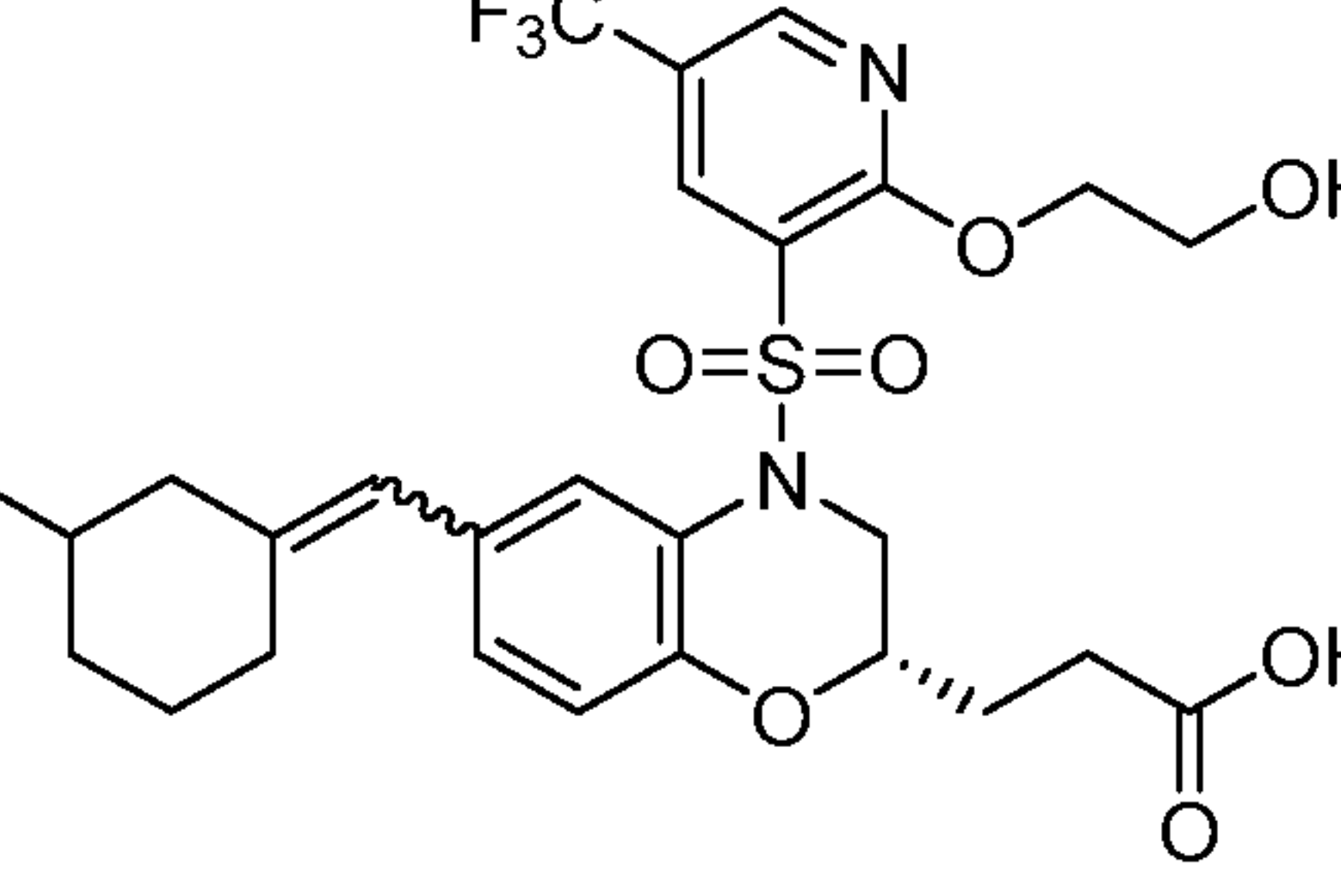
No.	Structure	Name	Observed m/z
95B		(S)-3-(6-(cyclohexylidenemethyl)-4-((2-ethoxy-5-(trifluoromethyl)pyridin-3-yl)sulfonyl)-3,4-dihydro-2H-benzo[b][1,4]oxazin-2-yl)propanoic acid	555 (M+H) ⁺
95C		(S)-3-(6-(cyclohexylidenemethyl)-4-((2-(2-hydroxyethoxy)-5-(trifluoromethyl)pyridin-3-yl)sulfonyl)-3,4-dihydro-2H-benzo[b][1,4]oxazin-2-yl)propanoic acid	571 (M+H) ⁺
95D		(S)-3-(6-(cyclohexylmethyl)-4-((2-(2-hydroxyethoxy)-5-(trifluoromethyl)pyridin-3-yl)sulfonyl)-3,4-dihydro-2H-benzo[b][1,4]oxazin-2-yl)propanoic acid	573 (M+H) ⁺
95E		(S)-3-(6-(2-ethylbut-1-en-1-yl)-4-((3-(trifluoromethyl)phenyl)sulfonyl)-3,4-dihydro-2H-benzo[b][1,4]oxazin-2-yl)propanoic acid	498 (M+H) ⁺
95F		(S)-3-(6-(2-ethylbut-1-en-1-yl)-4-((2-(2-hydroxyethoxy)-5-(trifluoromethyl)pyridin-3-yl)sulfonyl)-3,4-dihydro-2H-benzo[b][1,4]oxazin-2-yl)propanoic acid	559 (M+H) ⁺

- 328 -

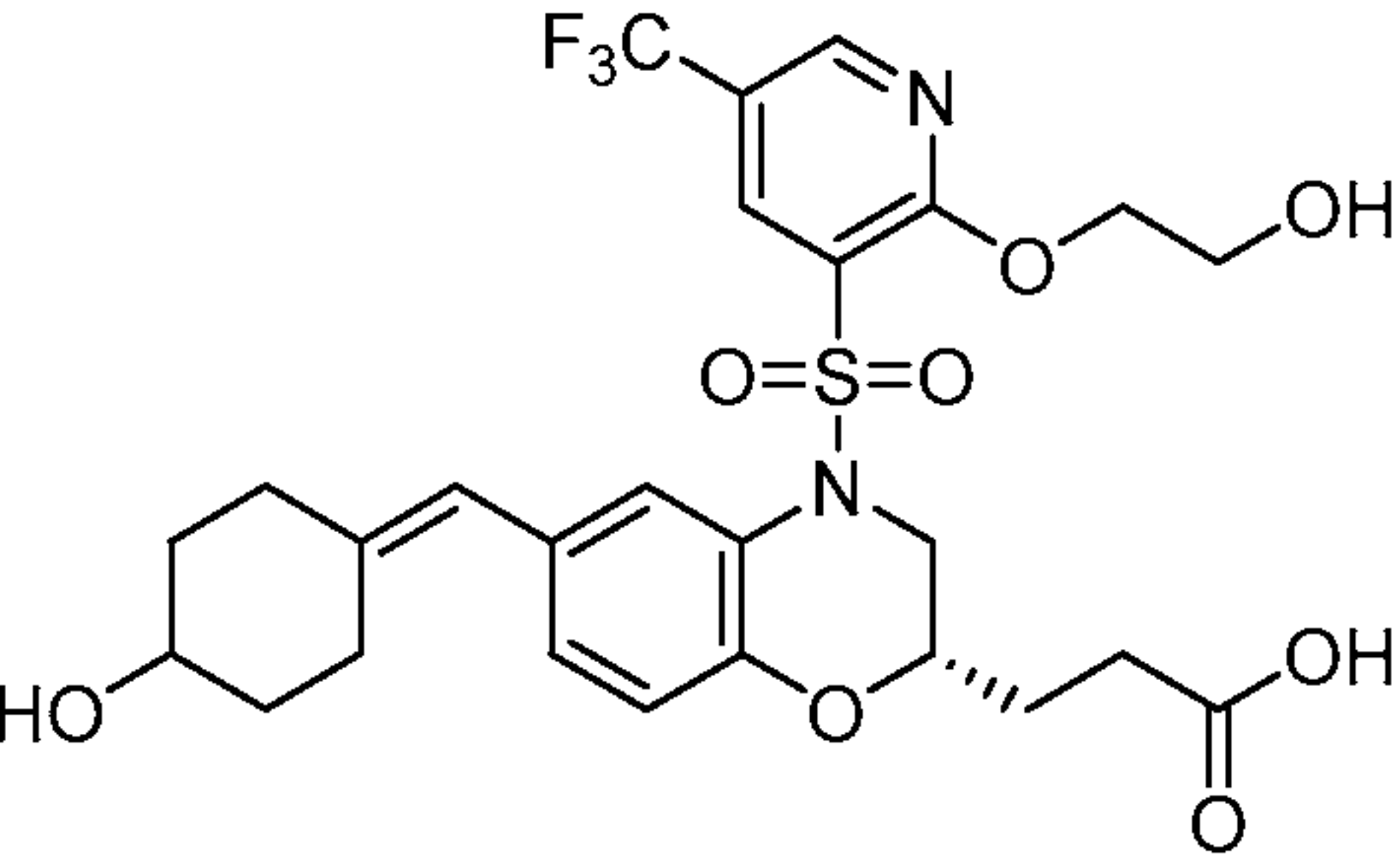
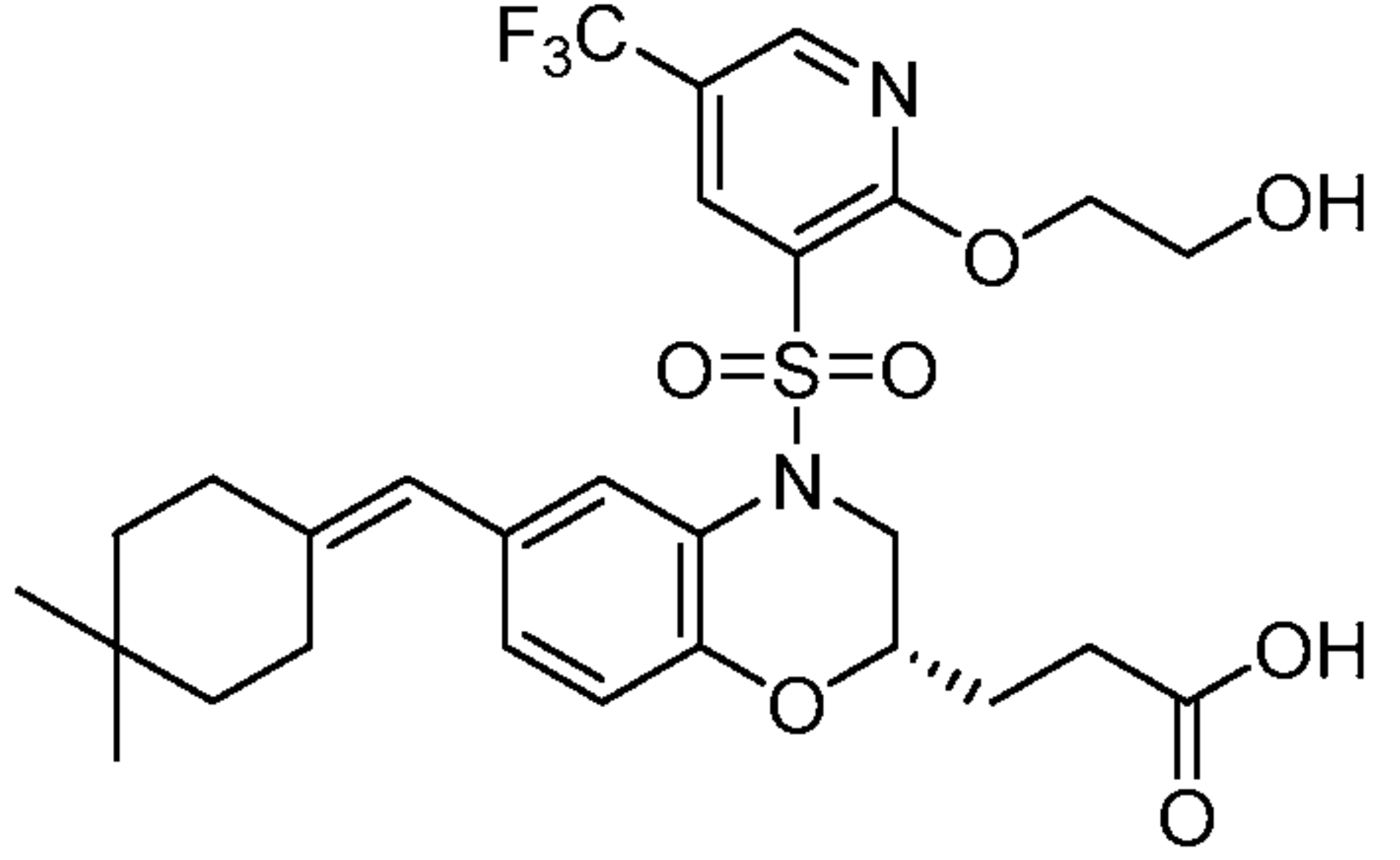
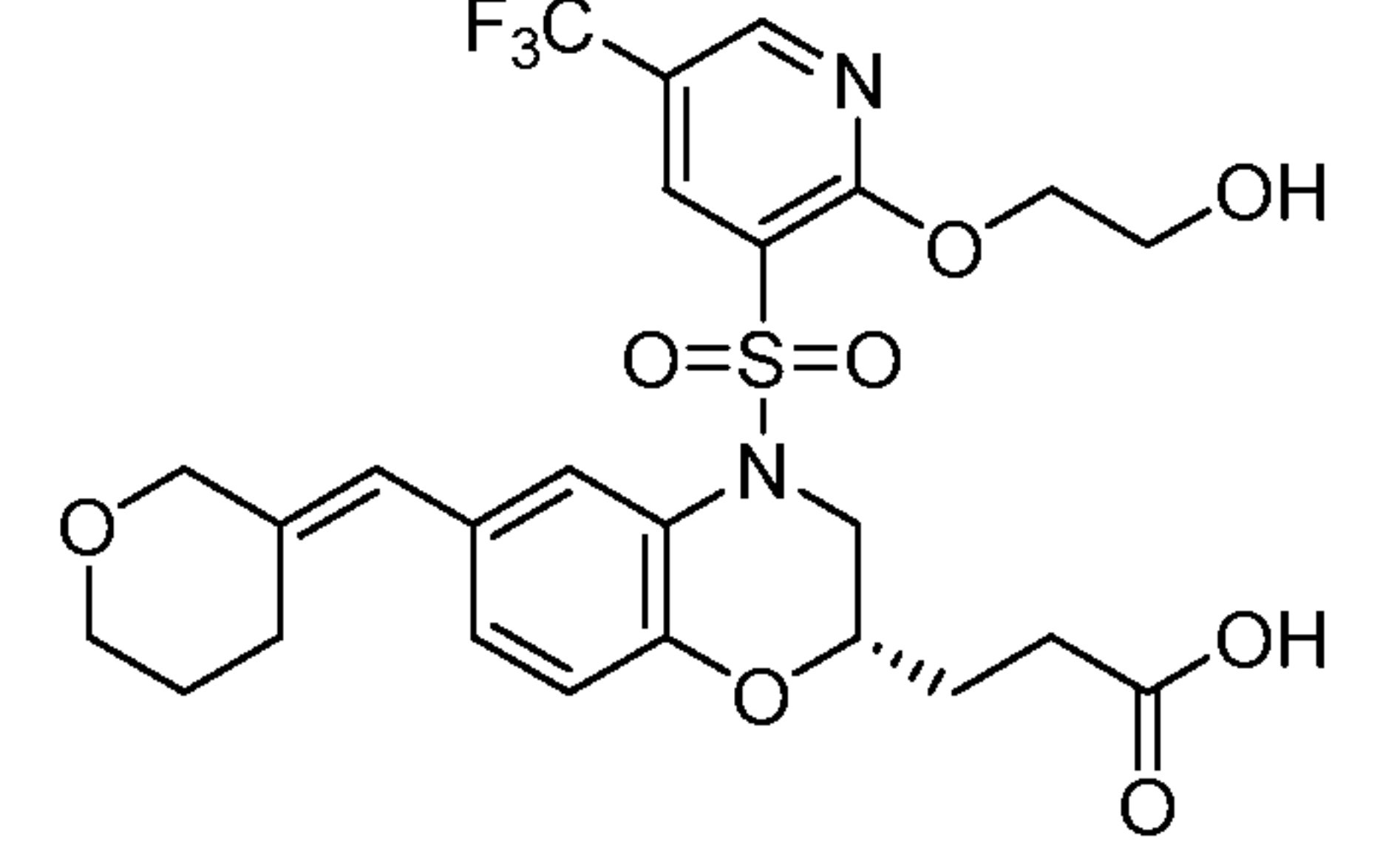
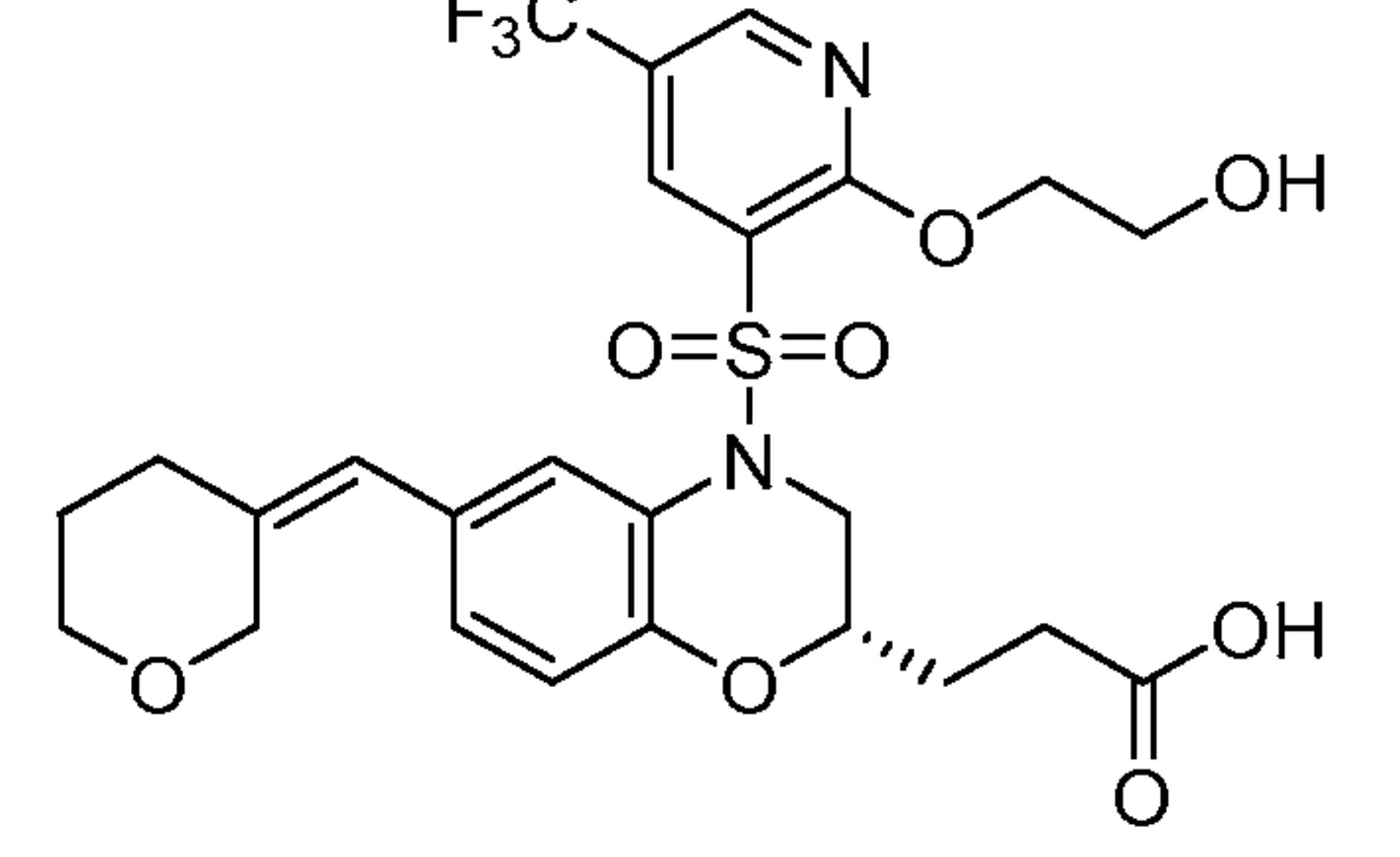
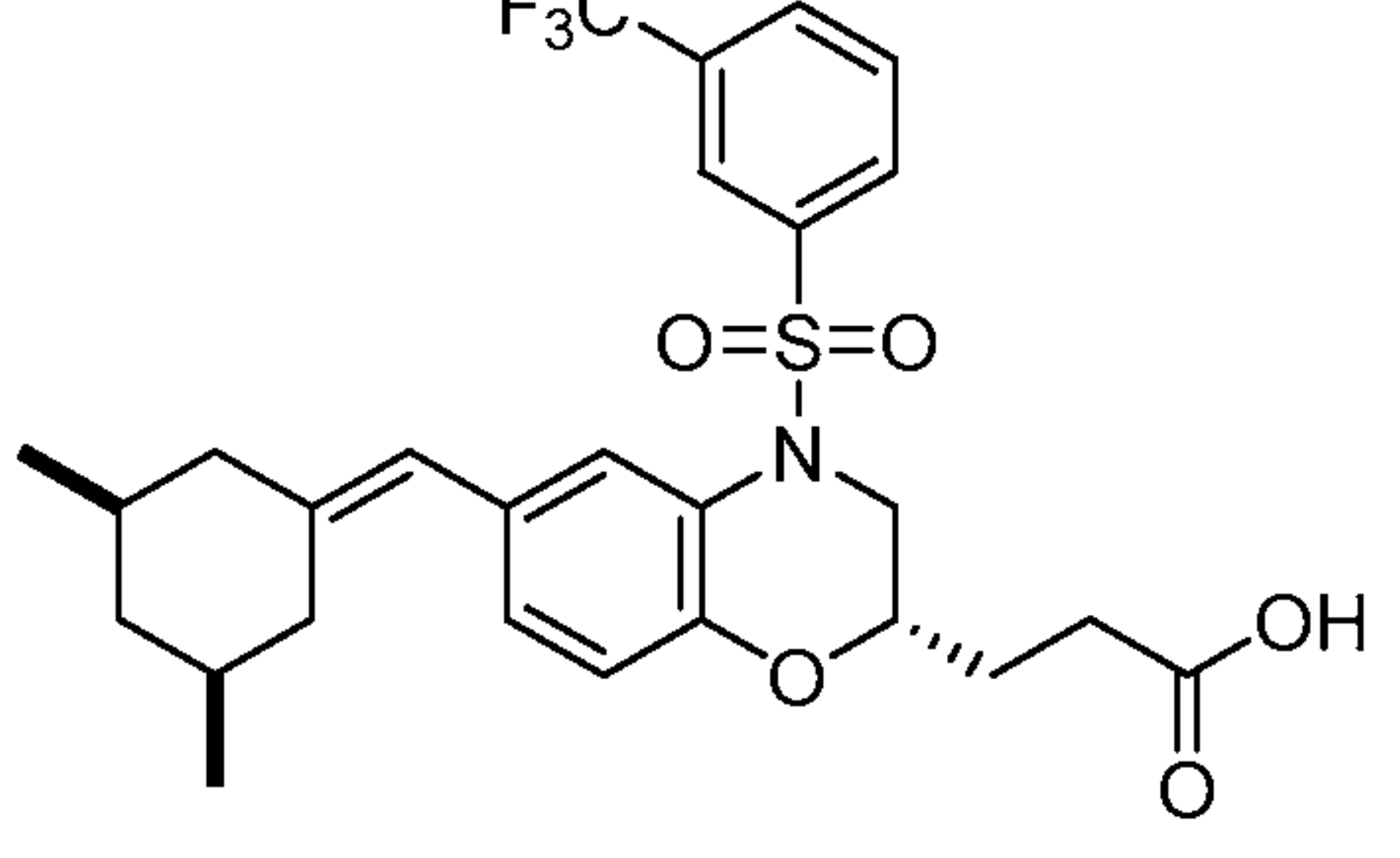
No.	Structure	Name	Observed m/z
95G		3-((2 <i>S</i>)-6-((<i>E</i>)-(3-methylcyclohexylidene)methyl)-4-((3-(trifluoromethyl)phenyl)sulfonyl)-3,4-dihydro-2 <i>H</i> -benzo[<i>b</i>][1,4]-oxazin-2-yl)propanoic acid	524 (M+H) ⁺
95H		(S)-3-(6-((4,4-dimethylcyclohexylidene)methyl)-4-((3-(trifluoromethyl)phenyl)sulfonyl)-3,4-dihydro-2 <i>H</i> -benzo[<i>b</i>][1,4]oxazin-2-yl)propanoic acid	538 (M+H) ⁺
95I		(S, <i>E</i>)-3-(6-((dihydro-2 <i>H</i> -pyran-3(4 <i>H</i>)-ylidene)methyl)-4-((3-(trifluoromethyl)phenyl)sulfonyl)-3,4-dihydro-2 <i>H</i> -benzo[<i>b</i>][1,4]oxazin-2-yl)propanoic acid	512 (M+H) ⁺
95J		(S, <i>Z</i>)-3-(6-((dihydro-2 <i>H</i> -pyran-3(4 <i>H</i>)-ylidene)methyl)-4-((3-(trifluoromethyl)phenyl)sulfonyl)-3,4-dihydro-2 <i>H</i> -benzo[<i>b</i>][1,4]oxazin-2-yl)propanoic acid	512 (M+H) ⁺
95K		3-((2 <i>S</i>)-6-((4-methylcyclohexylidene)methyl)-4-((3-(trifluoromethyl)phenyl)sulfonyl)-3,4-dihydro-2 <i>H</i> -benzo[<i>b</i>][1,4]oxazin-2-yl)propanoic acid	524 (M+H) ⁺

No.	Structure	Name	Observed m/z
95L		(S)-3-(6-((4,4-difluorocyclohexylidene)methyl)-4-((3-(trifluoromethyl)phenyl)sulfonyl)-3,4-dihydro-2H-benzo[<i>b</i>][1,4]oxazin-2-yl)propanoic acid	546 (M+H) ⁺
95M		(S)-3-(6-((4,4-difluorocyclohexylidene)methyl)-4-((2-(2-hydroxyethoxy)-5-(trifluoromethyl)pyridin-3-yl)sulfonyl)-3,4-dihydro-2H-benzo[<i>b</i>][1,4]oxazin-2-yl)propanoic acid	607 (M+H) ⁺
95N		(S)-3-(6-((tetrahydro-4H-pyran-4-ylidene)methyl)-4-((3-(trifluoromethyl)phenyl)sulfonyl)-3,4-dihydro-2H-benzo[<i>b</i>][1,4]oxazin-2-yl)propanoic acid	512 (M+H) ⁺
95O		(S)-3-(4-((2-(2-hydroxyethoxy)-5-(trifluoromethyl)pyridin-3-yl)sulfonyl)-6-((tetrahydro-4H-pyran-4-ylidene)methyl)-3,4-dihydro-2H-benzo[<i>b</i>][1,4]oxazin-2-yl)propanoic acid	573 (M+H) ⁺
95P		3-((2S)-4-((2-(2-hydroxyethoxy)-5-(trifluoromethyl)pyridin-3-yl)sulfonyl)-6-((4-methylcyclohexylidene)methyl)-3,4-dihydro-2H-benzo[<i>b</i>][1,4]oxazin-2-yl)propanoic acid	585 (M+H) ⁺

- 330 -

No.	Structure	Name	Observed m/z
95Q		3-((2 <i>S</i>)-6-((<i>E</i>)-(2-methylcyclohexylidene)methyl)-4-((3-(trifluoromethyl)phenyl)sulfonyl)-3,4-dihydro-2 <i>H</i> -benzo[<i>b</i>][1,4]oxazin-2-yl)propanoic acid	524 (M+H) ⁺
95R		3-((2 <i>S</i>)-4-((2-(2-hydroxyethoxy)-5-(trifluoromethyl)pyridin-3-yl)sulfonyl)-6-((<i>E</i>)-(2-methylcyclohexylidene)methyl)-3,4-dihydro-2 <i>H</i> -benzo[<i>b</i>][1,4]oxazin-2-yl)propanoic acid	585 (M+H) ⁺
95S		3-((2 <i>S</i>)-6-((<i>E</i>)-bicyclo[2.2.1]heptan-2-ylidenemethyl)-4-((3-(trifluoromethyl)phenyl)sulfonyl)-3,4-dihydro-2 <i>H</i> -benzo[<i>b</i>][1,4]oxazin-2-yl)propanoic acid	522 (M+H) ⁺
95T		3-((2 <i>S</i>)-6-((<i>E</i>)-bicyclo[2.2.1]heptan-2-ylidenemethyl)-4-((2-(2-hydroxyethoxy)-5-(trifluoromethyl)pyridin-3-yl)sulfonyl)-3,4-dihydro-2 <i>H</i> -benzo[<i>b</i>][1,4]oxazin-2-yl)propanoic acid	583 (M+H) ⁺
95U		3-((2 <i>S</i>)-4-((2-(2-hydroxyethoxy)-5-(trifluoromethyl)pyridin-3-yl)sulfonyl)-6-((3-methylcyclohexylidene)methyl)-3,4-dihydro-2 <i>H</i> -benzo[<i>b</i>][1,4]oxazin-2-yl)propanoic acid	585 (M+H) ⁺

- 331 -

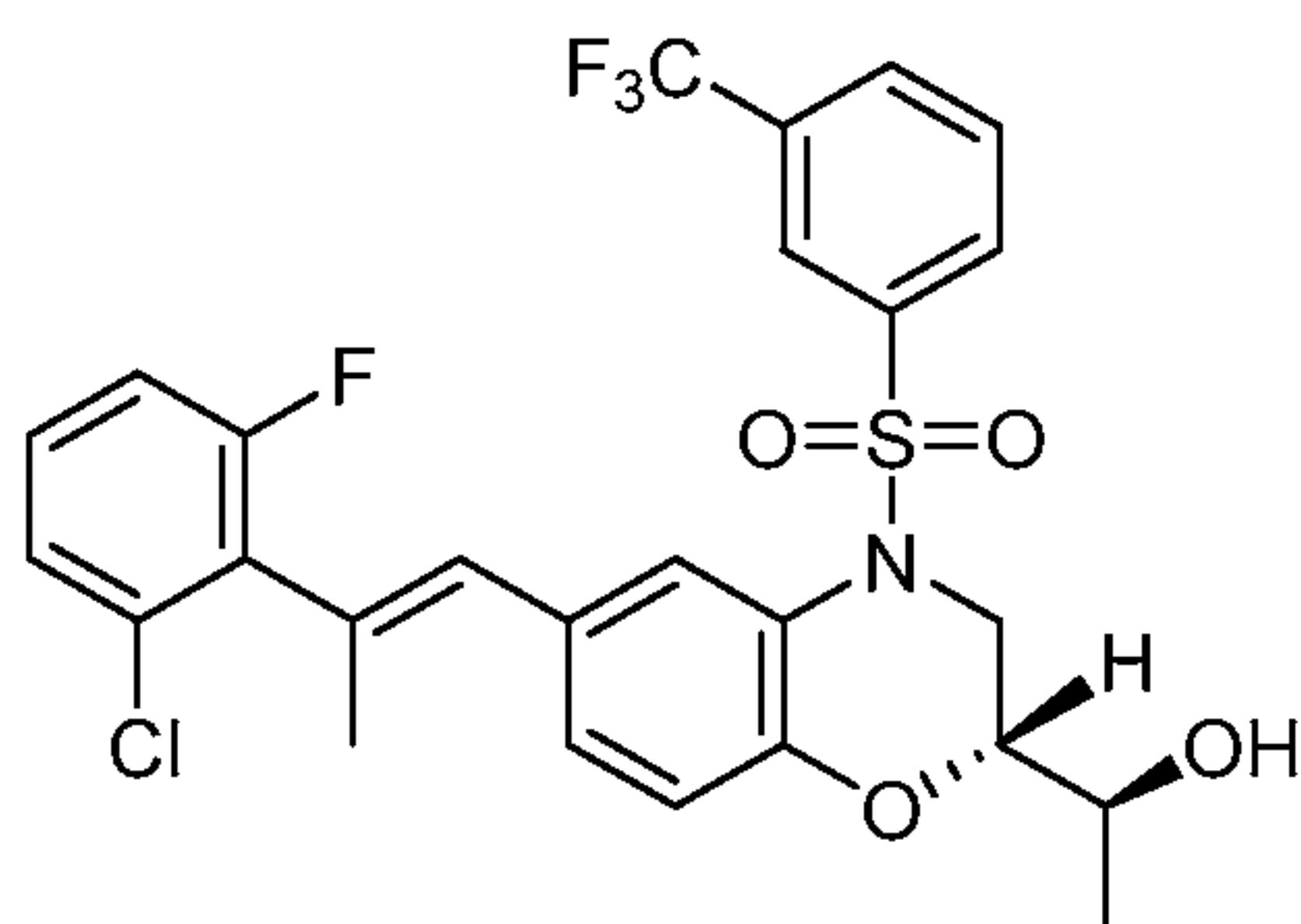
No.	Structure	Name	Observed m/z
95V		3-((2 <i>S</i>)-6-((4-hydroxycyclohexylidene)-methyl)-4-((2-(2-hydroxyethoxy)-5-(trifluoromethyl)pyridin-3-yl)sulfonyl)-3,4-dihydro-2 <i>H</i> -benzo[<i>b</i>][1,4]oxazin-2-yl)propanoic acid	587 (M+H) ⁺
95W		(S)-3-(6-((4,4-dimethylcyclohexylidene)methyl)-4-((2-(2-hydroxyethoxy)-5-(trifluoromethyl)pyridin-3-yl)sulfonyl)-3,4-dihydro-2 <i>H</i> -benzo[<i>b</i>][1,4]oxazin-2-yl)propanoic acid	599 (M+H) ⁺
95X		(S, <i>E</i>)-3-(6-((dihydro-2 <i>H</i> -pyran-3(4 <i>H</i>)-ylidene)methyl)-4-((2-(2-hydroxyethoxy)-5-(trifluoromethyl)pyridin-3-yl)sulfonyl)-3,4-dihydro-2 <i>H</i> -benzo[<i>b</i>][1,4]oxazin-2-yl)propanoic acid	573 (M+H) ⁺
95Y		(S, <i>Z</i>)-3-(6-((dihydro-2 <i>H</i> -pyran-3(4 <i>H</i>)-ylidene)methyl)-4-((2-(2-hydroxyethoxy)-5-(trifluoromethyl)pyridin-3-yl)sulfonyl)-3,4-dihydro-2 <i>H</i> -benzo[<i>b</i>][1,4]oxazin-2-yl)propanoic acid	573 (M+H) ⁺
95Z		3-((<i>S</i>)-6-((<i>E</i>)-((3 <i>R</i> ,5 <i>S</i>)-3,5-dimethylcyclohexylidene)-methyl)-4-((3-(trifluoromethyl)phenyl)sulfonyl)-3,4-dihydro-2 <i>H</i> -benzo[<i>b</i>][1,4]oxazin-2-yl)propanoic acid	538 (M+H) ⁺

- 332 -

No.	Structure	Name	Observed m/z
95AA		3-((<i>S</i>)-6-((<i>E</i>)-((3 <i>R</i> ,5 <i>S</i>)-3,5-dimethylcyclohexylidene)-methyl)-4-((2-(2-hydroxyethoxy)-5-(trifluoromethyl)pyridin-3-yl)sulfonyl)-3,4-dihydro-2 <i>H</i> -benzo[<i>b</i>][1,4]-oxazin-2-yl)propanoic acid	599 (M+H) ⁺
95AB		(<i>S</i>)-3-(6-(2-methylprop-1-en-1-yl)-4-((3-(trifluoromethyl)phenyl)sulfonyl)-3,4-dihydro-2 <i>H</i> -benzo[<i>b</i>][1,4]oxazin-2-yl)propanoic acid	470 (M+H) ⁺
95AC		(<i>S</i>)-3-(4-((2-(2-hydroxyethoxy)-5-(trifluoromethyl)pyridin-3-yl)sulfonyl)-6-(2-methylprop-1-en-1-yl)-3,4-dihydro-2 <i>H</i> -benzo[<i>b</i>][1,4]oxazin-2-yl)propanoic acid	531 (M+H) ⁺
95AD		methyl (<i>S</i>)-3-(4-((2-(2-hydroxyethoxy)-5-(trifluoromethyl)pyridin-3-yl)sulfonyl)-6-(2-methylprop-1-en-1-yl)-3,4-dihydro-2 <i>H</i> -benzo[<i>b</i>][1,4]oxazin-2-yl)propanoate	545 (M+H) ⁺
95AE		(<i>S</i>)-3-(6-(1-cyclohexylideneethyl)-4-((2-(2-hydroxyethoxy)-5-(trifluoromethyl)pyridin-3-yl)sulfonyl)-3,4-dihydro-2 <i>H</i> -benzo[<i>b</i>][1,4]oxazin-2-yl)propanoic acid	585 (M+H) ⁺

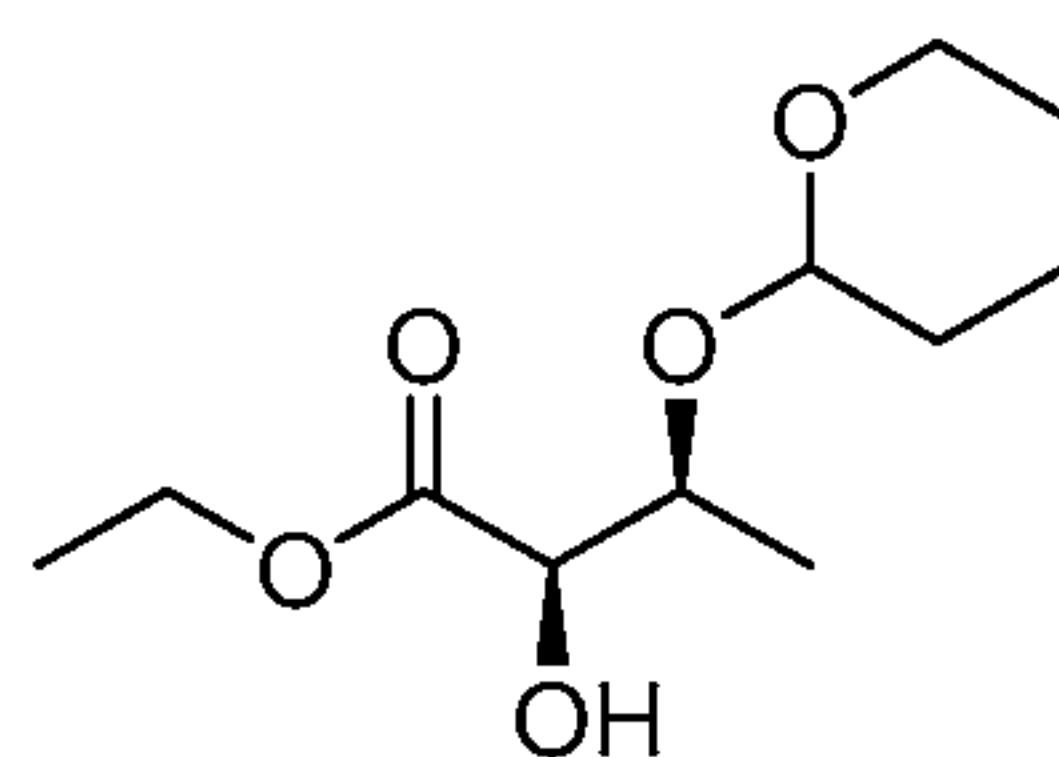
- 333 -

EXAMPLE 96 – Synthesis of (*S*)-1-((*R*)-6-((*E*)-2-(2-Chloro-6-fluorophenyl)prop-1-en-1-yl)-4-((3-(trifluoromethyl)phenyl)sulfonyl)-3,4-dihydro-2*H*-benzo[*b*][1,4]oxazin-2-yl)ethan-1-ol



5

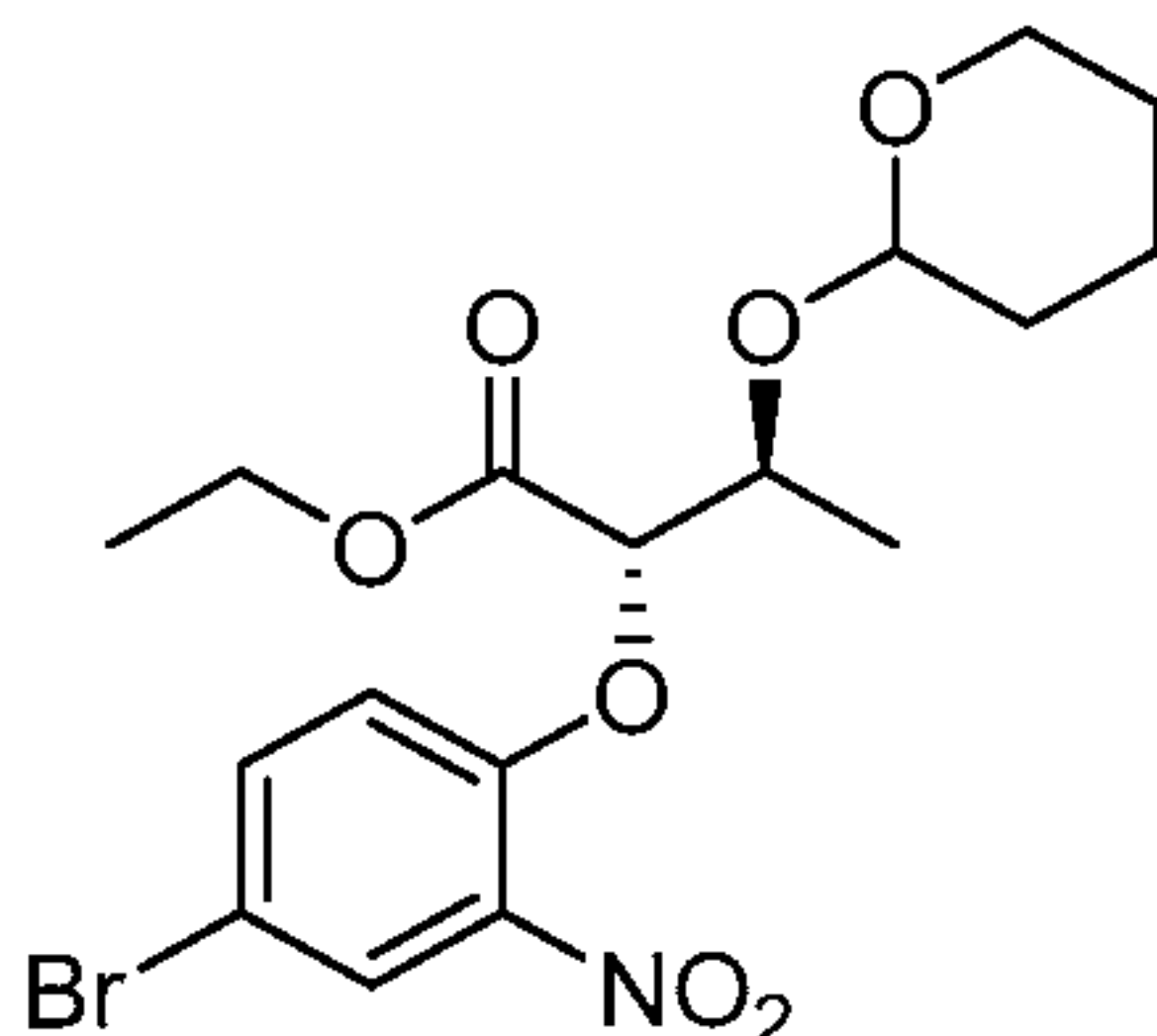
Part I – Synthesis of (Ethyl (2*R*,3*S*)-2-hydroxy-3-((tetrahydro-2*H*-pyran-2-yl)oxy)butanoate



[000555] A mixture of ethyl (2*R*,3*S*)-2,3-dihydroxybutanoate (5.5 g, 3.12 mmol),
 10 dichloromethane (80 mL), 3,4-dihydro-2*H*-pyran (3.1 g, 36.85 mmol), and pyridin-1-ium 4-
 methylbenzene-1-sulfonate (186 mg, 0.74 mmol) was stirred overnight at room temperature.
 The mixture was diluted with saturated sodium bicarbonate and extracted three times with
 dichloromethane. The combined organic layers were dried (Na₂SO₄) and concentrated. The
 resulting residue was purified via MPLC eluting with 15% ethyl acetate in petroleum ether to
 15 yield ethyl (2*R*,3*S*)-2-hydroxy-3-((tetrahydro-2*H*-pyran-2-yl)oxy)butanoate (4.8 g, 56%) as a
 colorless oil.

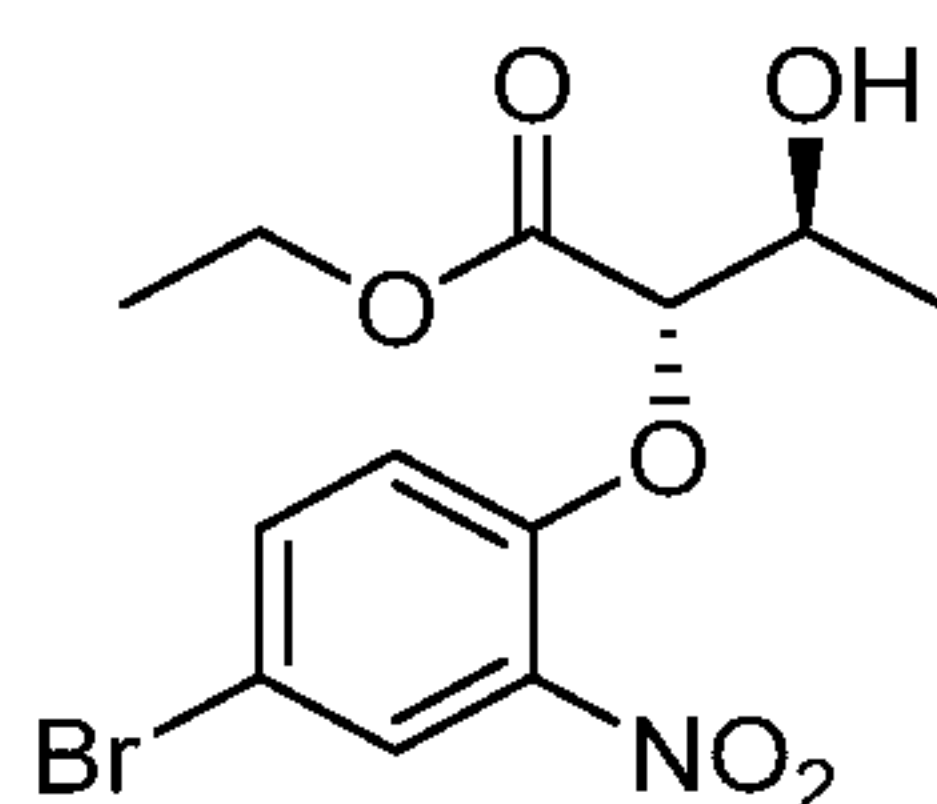
- 334 -

Part II – Synthesis of Ethyl (2*S*,3*S*)-2-(4-bromo-2-nitrophenoxy)-3-((tetrahydro-2*H*-pyran-2-yl)oxy)butanoate



[000556] A solution of diisopropyl azodicarboxylate (4.57 g, 22.60 mmol) in tetrahydrofuran (10 mL) was added dropwise to a stirred solution of ethyl (2*R*,3*S*)-2-hydroxy-3-((tetrahydro-2*H*-pyran-2-yl)oxy)butanoate (2.62 g, 11.28 mmol), triphenylphosphine (5.92 g, 22.57 mmol), and 4-bromo-2-nitrophenol (4.93 g, 22.61 mmol) in tetrahydrofuran (50 mL) at 0 °C. The mixture was stirred overnight at room temperature and for an additional three hours at 60 °C. The mixture was cooled, diluted with saturated sodium bicarbonate and extracted three times with ethyl acetate. The combined organic layers were washed with brine, dried (Na₂SO₄), and concentrated. The resulting residue was purified via MPLC eluting with 25% ethyl acetate in petroleum ether to afford ethyl (2*S*,3*S*)-2-(4-bromo-2-nitrophenoxy)-3-((tetrahydro-2*H*-pyran-2-yl)oxy)butanoate (3.11 g, 64%) as a yellow oil.

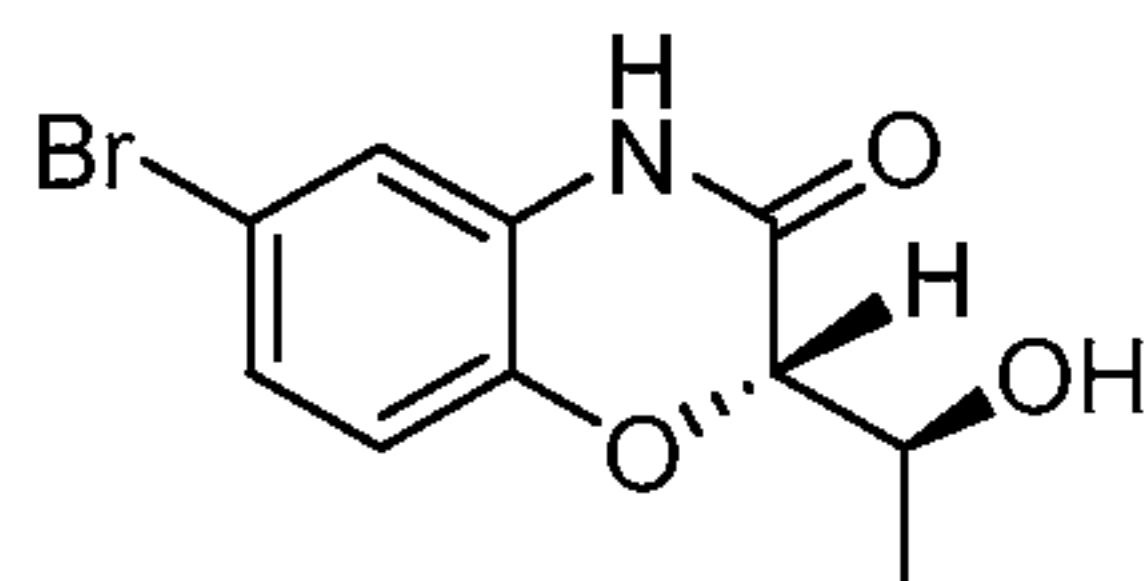
Part III – Synthesis of Ethyl (2*S*,3*S*)-2-(4-bromo-2-nitrophenoxy)-3-hydroxybutanoate



[000557] A mixture of ethyl (2*S*,3*S*)-2-(4-bromo-2-nitrophenoxy)-3-((tetrahydro-2*H*-pyran-2-yl)oxy)butanoate (3.11 g, 7.19 mmol), 5 M HCl (20 mL) and ethyl acetate (20 mL) was stirred for five hours at room temperature. The mixture was extracted four times with ether. The combined organic layers were washed with saturated sodium bicarbonate, dried (Na₂SO₄), and concentrated to afford ethyl (2*S*,3*S*)-2-(4-bromo-2-nitrophenoxy)-3-hydroxybutanoate (1.32 g, 53%) as a light yellow oil.

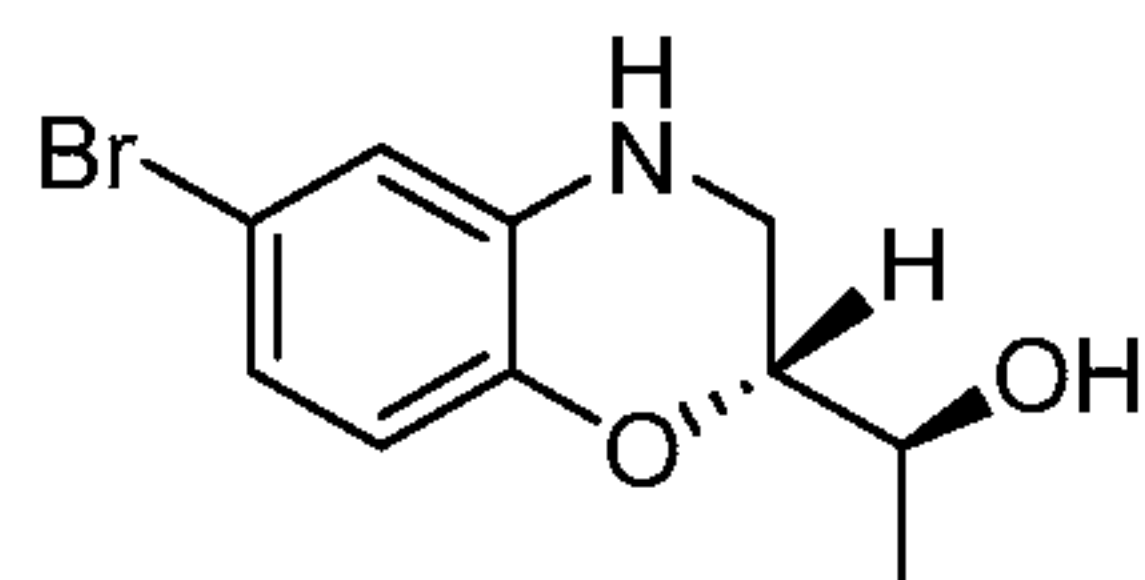
- 335 -

Part IV – Synthesis of (*S*)-6-Bromo-2-((*S*)-1-hydroxyethyl)-2*H*-benzo[*b*][1,4]oxazin-3(4*H*)-one



[000558] A mixture of ethyl (2*S*,3*S*)-2-(4-bromo-2-nitrophenoxy)-3-hydroxybutanoate (1.32 g, 3.79 mmol), iron (640 mg, 11.4 mmol), and acetic acid (8 mL) was stirred for one hour at 100 °C. The mixture was cooled and diluted with ethanol. The mixture was filtered, and the filtrate was concentrated. The resulting residue was diluted with saturated sodium bicarbonate and extracted three times with ethyl acetate. The combined organic layers were washed with brine, dried (Na₂SO₄) and concentrated to afford (*S*)-6-bromo-2-((*S*)-1-hydroxyethyl)-2*H*-benzo[*b*][1,4]oxazin-3(4*H*)-one (1.13 g) as a colorless oil.

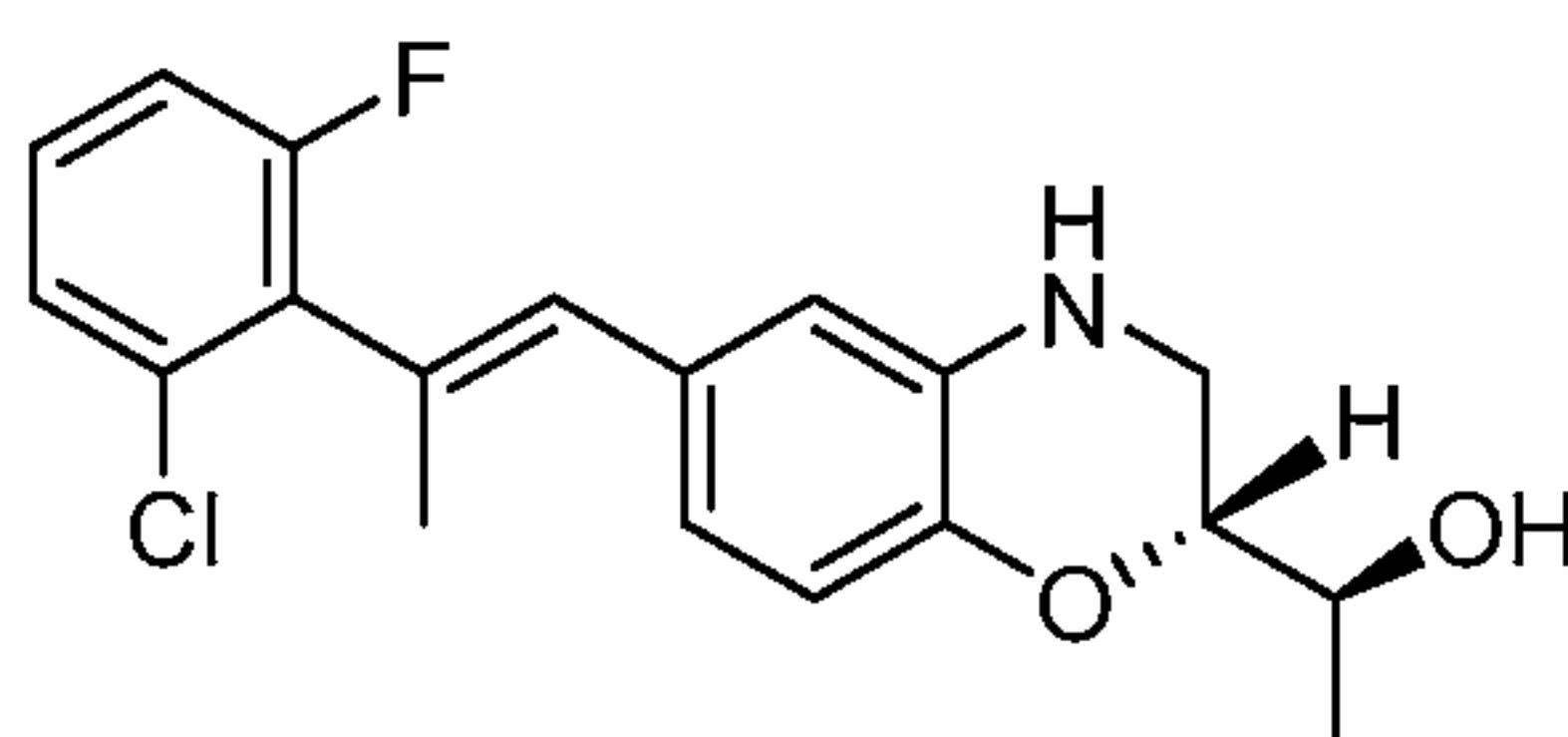
Part V – Synthesis of (*S*)-1-((*R*)-6-Bromo-3,4-dihydro-2*H*-benzo[*b*][1,4]oxazin-2-yl)ethan-1-ol



[000559] A 1 M solution of borane in THF (11 mL, 11 mmol) was added to a solution of (*S*)-6-bromo-2-((*S*)-1-hydroxyethyl)-2*H*-benzo[*b*][1,4]oxazin-3(4*H*)-one (1.0 g, 3.68 mmol) in tetrahydrofuran (10 mL). The mixture was stirred for three hours at room temperature and poured onto water. The mixture was extracted three times with ethyl acetate. The combined organic layers were washed with brine, dried (Na₂SO₄), and concentrated to afford (*S*)-1-((*R*)-6-bromo-3,4-dihydro-2*H*-benzo[*b*][1,4]oxazin-2-yl)ethan-1-ol (800 mg, 84%) as a colorless oil.

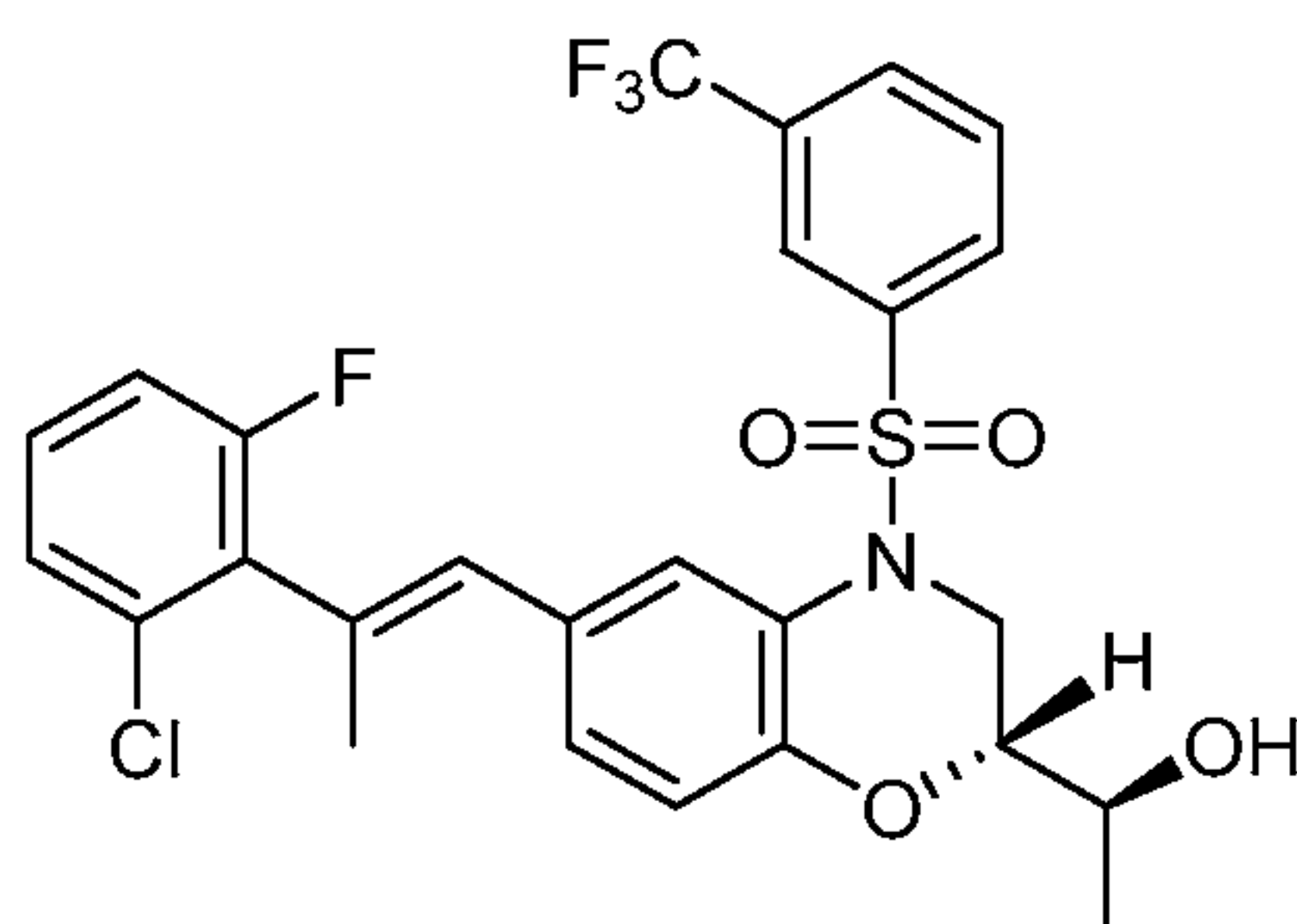
- 336 -

Part VI – Synthesis of (*S*)-1-((*R*)-6-((*E*)-2-(2-Chloro-6-fluorophenyl)prop-1-en-1-yl)-3,4-dihydro-2*H*-benzo[*b*][1,4]oxazin-2-yl)ethan-1-ol



[000560] A mixture of (*S*)-1-((*R*)-6-((*E*)-2-(2-chloro-6-fluorophenyl)prop-1-en-1-yl)-3,4-dihydro-2*H*-benzo[*b*][1,4]oxazin-2-yl)ethan-1-ol (1.11 g, 4.30 mmol), (*E*)-2-(2-(2-chloro-6-fluorophenyl)prop-1-en-1-yl)-4,4,5,5-tetramethyl-1,3,2-dioxaborolane (1.91 g, 6.44 mmol), sodium carbonate (1.37 g, 12.93 mmol), tetrakis(triphenylphosphine)palladium(0) (250 mg, 0.22 mmol), toluene (27 mL), ethanol (27 mL) and water (27 mL) was stirred overnight at 80 °C. The mixture was cooled, diluted with water, and extracted twice with ethyl acetate. The combined organic layers were dried (Na₂SO₄) and concentrated. The resulting residue was purified via MPLC eluting with 50% ethyl acetate in petroleum ether to afford (*S*)-1-((*R*)-6-((*E*)-2-(2-chloro-6-fluorophenyl)prop-1-en-1-yl)-3,4-dihydro-2*H*-benzo[*b*][1,4]oxazin-2-yl)ethan-1-ol (1.3 g, 87%) as a yellow oil.

Part VII – Synthesis of (*S*)-1-((*R*)-6-((*E*)-2-(2-Chloro-6-fluorophenyl)prop-1-en-1-yl)-4-((3-(trifluoromethyl)phenyl)sulfonyl)-3,4-dihydro-2*H*-benzo[*b*][1,4]oxazin-2-yl)ethan-1-ol

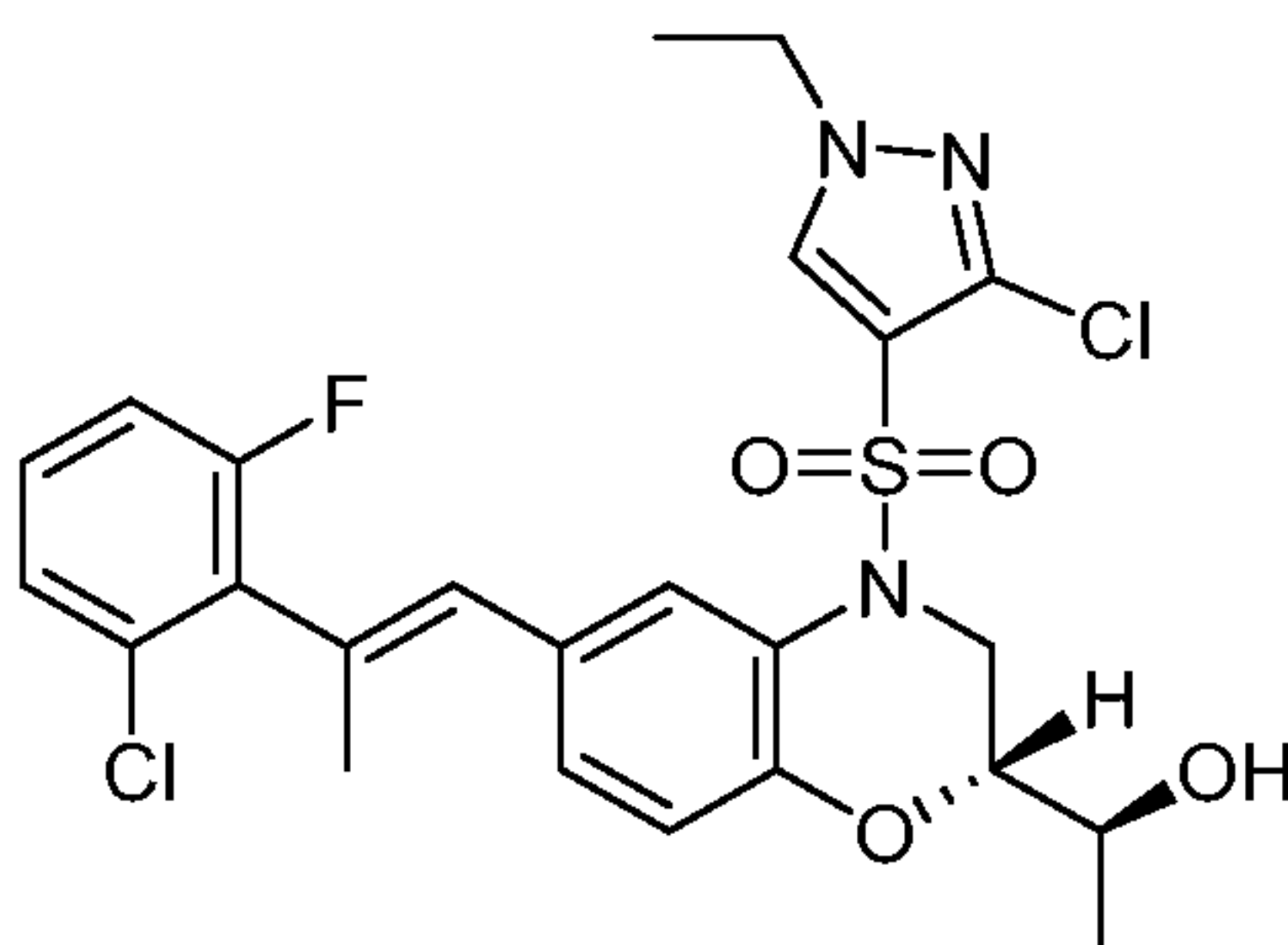


[000561] A solution of (*S*)-1-((*R*)-6-((*E*)-2-(2-chloro-6-fluorophenyl)prop-1-en-1-yl)-3,4-dihydro-2*H*-benzo[*b*][1,4]oxazin-2-yl)ethan-1-ol (100 mg, 0.29 mmol), pyridine (5 mL) and 3-(trifluoromethyl)benzene-1-sulfonyl chloride (99 mg, 0.40 mmol) was stirred overnight at room temperature. The mixture was diluted with ethyl acetate, washed three times with 1 M HCl, dried (Na₂SO₄) and concentrated. The resulting residue was purified by Prep-HPLC eluting with a gradient of 70-90% acetonitrile in water with 0.05% trifluoroacetic acid to afford (*S*)-1-((*R*)-6-((*E*)-2-(2-chloro-6-fluorophenyl)prop-1-en-1-yl)-4-((3-

- 337 -

(trifluoromethyl)phenyl)sulfonyl)-3,4-dihydro-2*H*-benzo[*b*][1,4]oxazin-2-yl)ethan-1-ol (50 mg, 31%) as an off-white solid. ¹H-NMR (300 MHz, CD₃OD) δ 8.01-7.95 (m, 3H), 7.89 (s, 3H), 7.82-7.78 (t, *J* = 8.0 Hz, 1H), 7.35-7.28 (m, 2H), 7.15-7.11 (m, 2H), 6.90-6.88 (d, *J* = 8.4 Hz, 1H), 6.39 (s, 1H), 4.62-4.58 (dd, *J* = 2 Hz, 14.8 Hz, 1H), 3.76-3.69 (m, 1H), 3.37-3.32 (m, 1H), 3.15-3.08 (m, 1H), 2.19 (s, 3H), 1.21-1.92 (d, *J* = 6.4 Hz, 3H). (ES, *m/z*): (M+H)⁺ 556.

EXAMPLE 97 – Synthesis of (*S*)-1-((*R*)-4-((3-Chloro-1-ethyl-1*H*-pyrazol-4-yl)sulfonyl)-6-((*E*)-2-(2-chloro-6-fluorophenyl)prop-1-en-1-yl)-3,4-dihydro-2*H*-benzo[*b*][1,4]oxazin-2-yl)ethan-1-ol



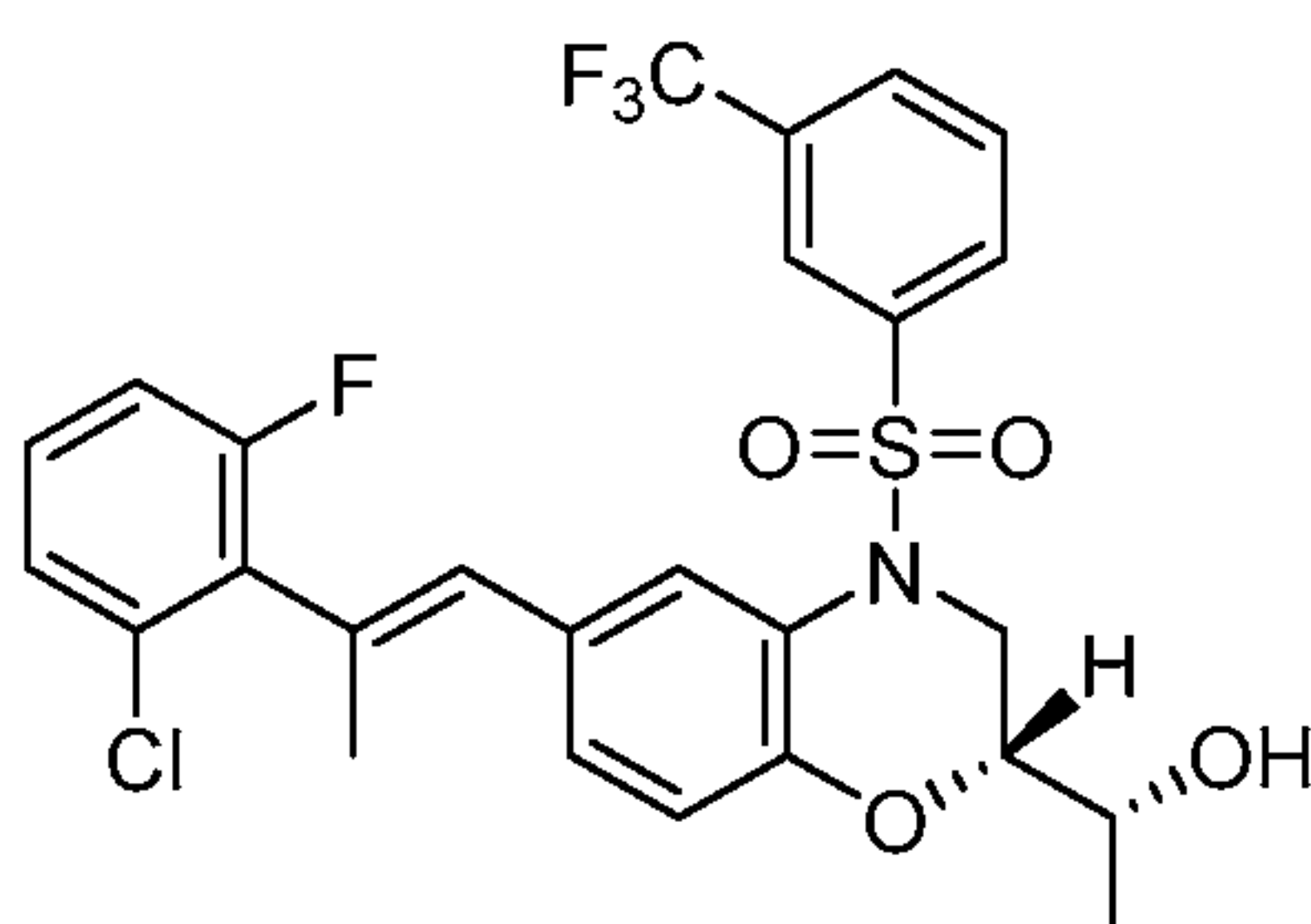
10 [000562] 3-Chloro-1-ethyl-1*H*-pyrazole-4-sulfonyl chloride (99 mg, 0.43 mmol) was added to a solution of (*S*)-1-((*R*)-6-((*E*)-2-(2-chloro-6-fluorophenyl)prop-1-en-1-yl)-3,4-dihydro-2*H*-benzo[*b*][1,4]oxazin-2-yl)ethan-1-ol (100 mg, 0.29 mmol) in pyridine (5 mL). Stirred overnight at room temperature and then diluted with ethyl acetate. The mixture was washed three times with 1 M HCl, dried (Na₂SO₄) and concentrated. The resulting residue was

15 purified by Prep-HPLC eluting with a gradient of 55-73% acetonitrile in water with 0.05% trifluoroacetic acid to afford (*S*)-1-((*R*)-4-((3-chloro-1-ethyl-1*H*-pyrazol-4-yl)sulfonyl)-6-((*E*)-2-(2-chloro-6-fluorophenyl)prop-1-en-1-yl)-3,4-dihydro-2*H*-benzo[*b*][1,4]oxazin-2-yl)ethan-1-ol (73.5 mg, 47%). ¹H-NMR (300 MHz, CD₃OD) δ 8.21 (s, 1H), 7.80-7.79 (d, *J* = 2.0 Hz, 1H), 7.34-7.27 (m, 2H), 7.17-7.01 (m, 2H), 6.95-6.93 (d, *J* = 8.8 Hz, 1H), 6.36 (s, 1H), 4.57-4.52 (dd, *J* = 2.4 Hz, 14.4 Hz, 1H), 4.19-4.14 (m, 2H), 3.87-3.80 (m, 1H), 3.57-3.50 (m, 1H), 3.35-3.30 (m, 1H), 2.17 (s, 3H), 1.46-1.42 (t, *J* = 7.2 Hz, 3H), 1.31-1.29 (d, *J* = 8.0 Hz, 3H). (ES, *m/z*): (M+H)⁺ 520.

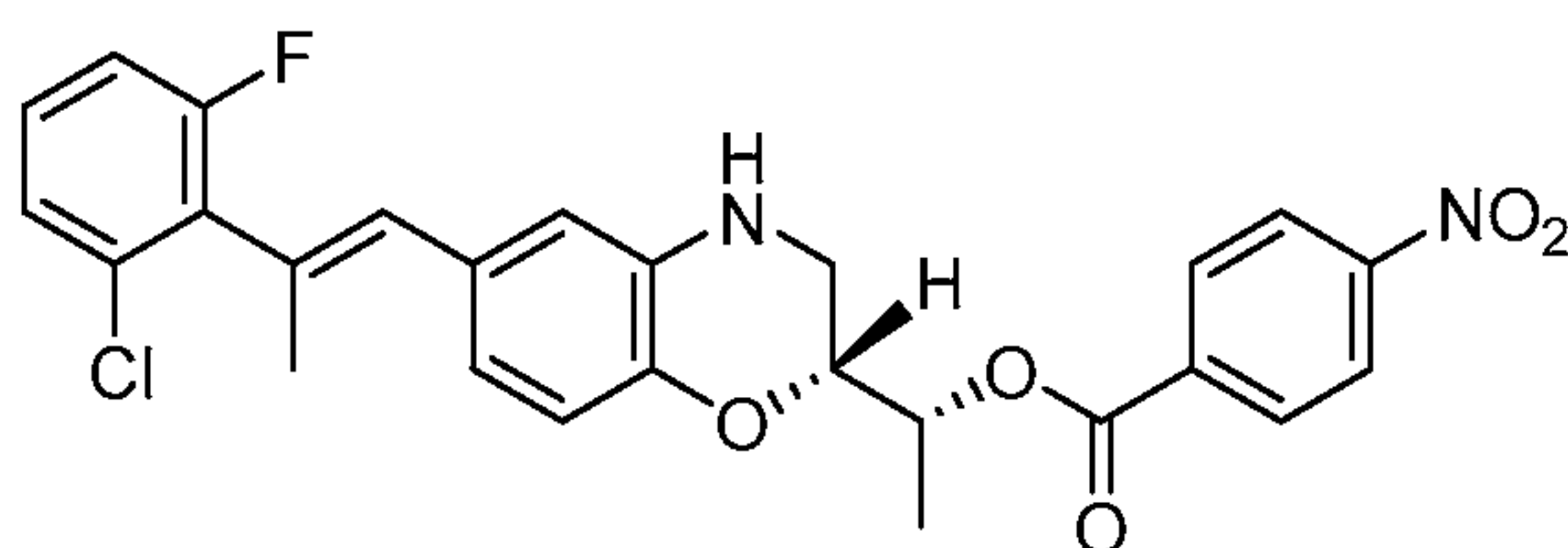
20

- 338 -

EXAMPLE 98 – Synthesis of (*R*)-1-((*R*)-6-((*E*)-2-(2-Chloro-6-fluorophenyl)prop-1-en-1-yl)-4-((3-(trifluoromethyl)phenyl)sulfonyl)-3,4-dihydro-2*H*-benzo[*b*][1,4]oxazin-2-yl)ethan-1-ol



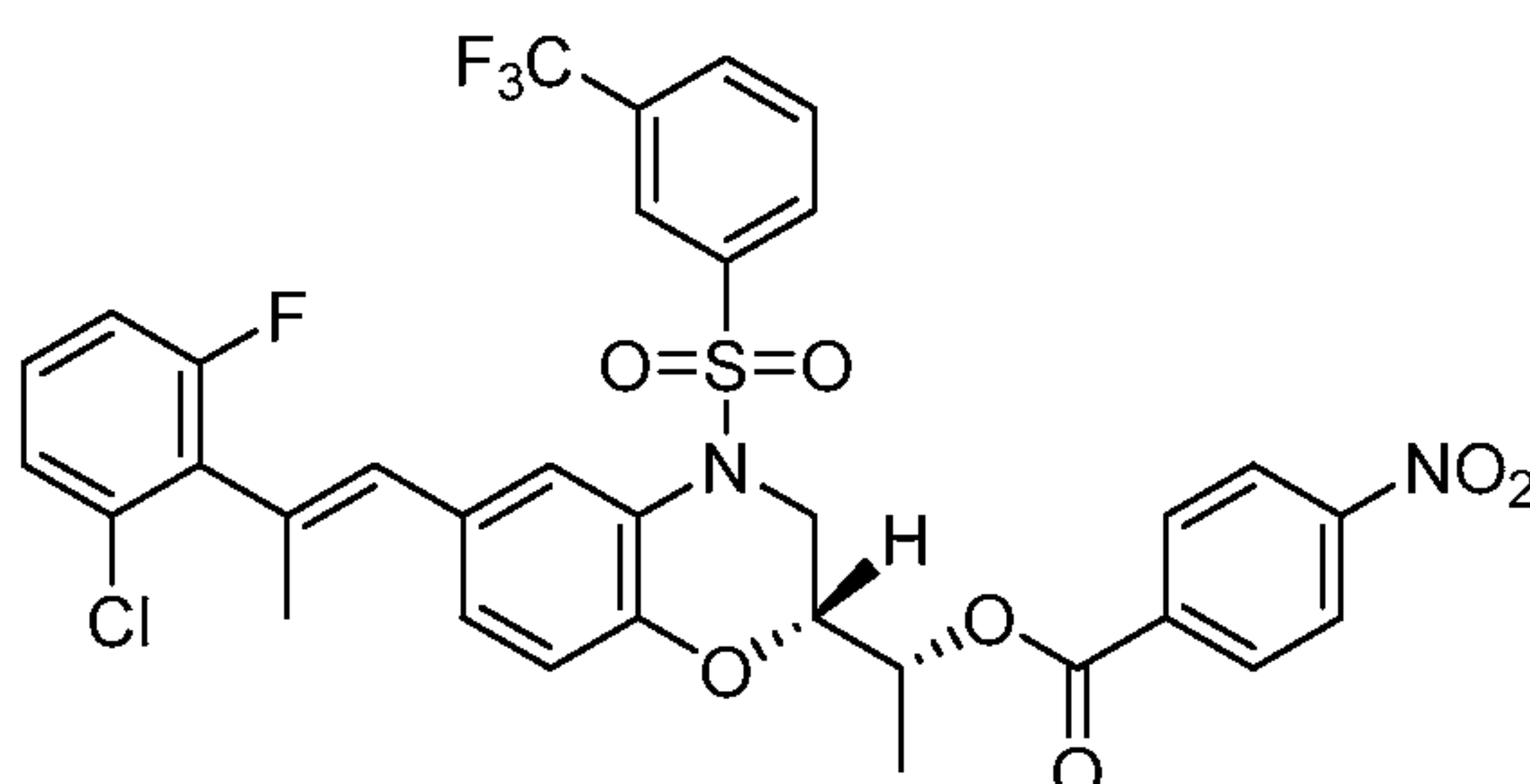
5 **Part I – Synthesis of (*R*)-1-((*R*)-6-((*E*)-2-(2-Chloro-6-fluorophenyl)prop-1-en-1-yl)-3,4-dihydro-2*H*-benzo[*b*][1,4]oxazin-2-yl)ethyl 4-nitrobenzoate**



[000563] Diisopropyl azodicarboxylate (291 mg, 2.22 mmol) was added dropwise to a stirred solution of (*S*)-1-((*R*)-6-((*E*)-2-(2-chloro-6-fluorophenyl)prop-1-en-1-yl)-3,4-dihydro-
 10 2*H*-benzo[*b*][1,4]oxazin-2-yl)ethan-1-ol (500 mg, 1.44 mmol), 4-nitrobenzoic acid (241 mg, 1.44 mmol), and triphenylphosphine (378 mg, 1.44 mmol) in THF (20 mL) at 0 °C. The mixture was stirred for three additional hours at room temperature and diluted with water. The mixture was extracted three times with ethyl acetate and the combined organic layers washed with water, dried (Na₂SO₄), and concentrated. The resulting residue was purified via MPLC
 15 eluting with 33% ethyl acetate in petroleum ether to afford (*R*)-1-((*R*)-6-((*E*)-2-(2-chloro-6-fluorophenyl)prop-1-en-1-yl)-3,4-dihydro-2*H*-benzo[*b*][1,4]oxazin-2-yl)ethyl 4-nitrobenzoate (600 mg, 84%) as an oil.

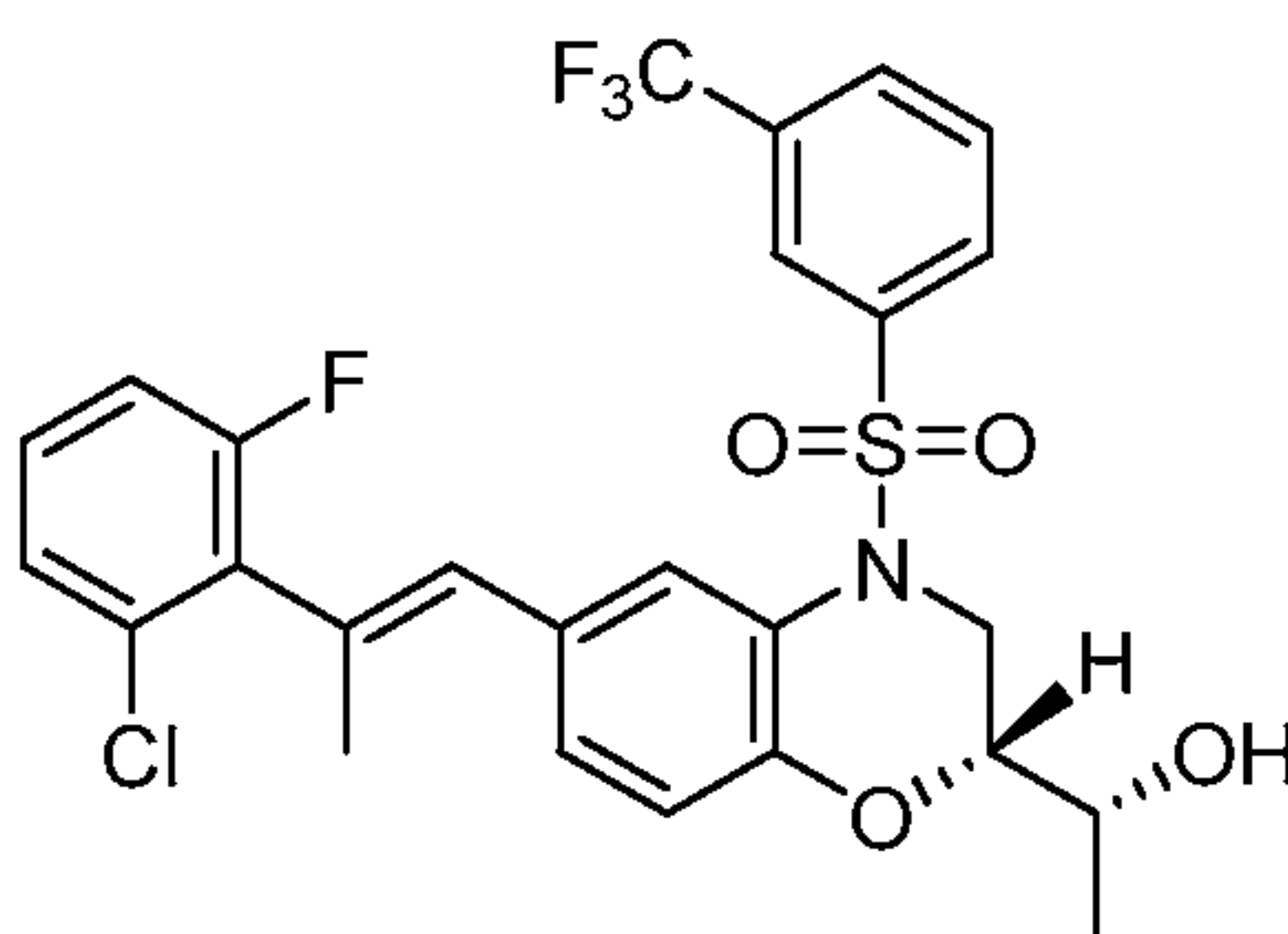
- 339 -

Part II – Synthesis of (*R*)-1-((*R*)-6-((*E*)-2-(2-Chloro-6-fluorophenyl)prop-1-en-1-yl)-4-((3-(trifluoromethyl)phenyl)sulfonyl)-3,4-dihydro-2*H*-benzo[*b*][1,4]oxazin-2-yl)ethyl 4-nitrobenzoate



- 5 **[000564]** A solution of (*R*)-1-((*R*)-6-((*E*)-2-(2-chloro-6-fluorophenyl)prop-1-en-1-yl)-3,4-dihydro-2*H*-benzo[*b*][1,4]oxazin-2-yl)ethyl 4-nitrobenzoate (150 mg, 0.30 mmol), pyridine (5 mL) and 3-(trifluoromethyl)benzene-1-sulfonyl chloride (111 mg, 0.45 mmol) was stirred overnight at room temperature. The mixture was diluted with ethyl acetate and washed three times with 1M hydrogen chloride, dried (Na₂SO₄), and concentrated to afford (*R*)-1-((*R*)-6-
10 ((*E*)-2-(2-chloro-6-fluorophenyl)prop-1-en-1-yl)-4-((3-(trifluoromethyl)phenyl)sulfonyl)-3,4-dihydro-2*H*-benzo[*b*][1,4]oxazin-2-yl)ethyl 4-nitrobenzoate (150 mg, 70%) as an oil.

Part III – Synthesis of (*R*)-1-((*R*)-6-((*E*)-2-(2-Chloro-6-fluorophenyl)prop-1-en-1-yl)-4-((3-(trifluoromethyl)phenyl)sulfonyl)-3,4-dihydro-2*H*-benzo[*b*][1,4]oxazin-2-yl)ethan-1-ol

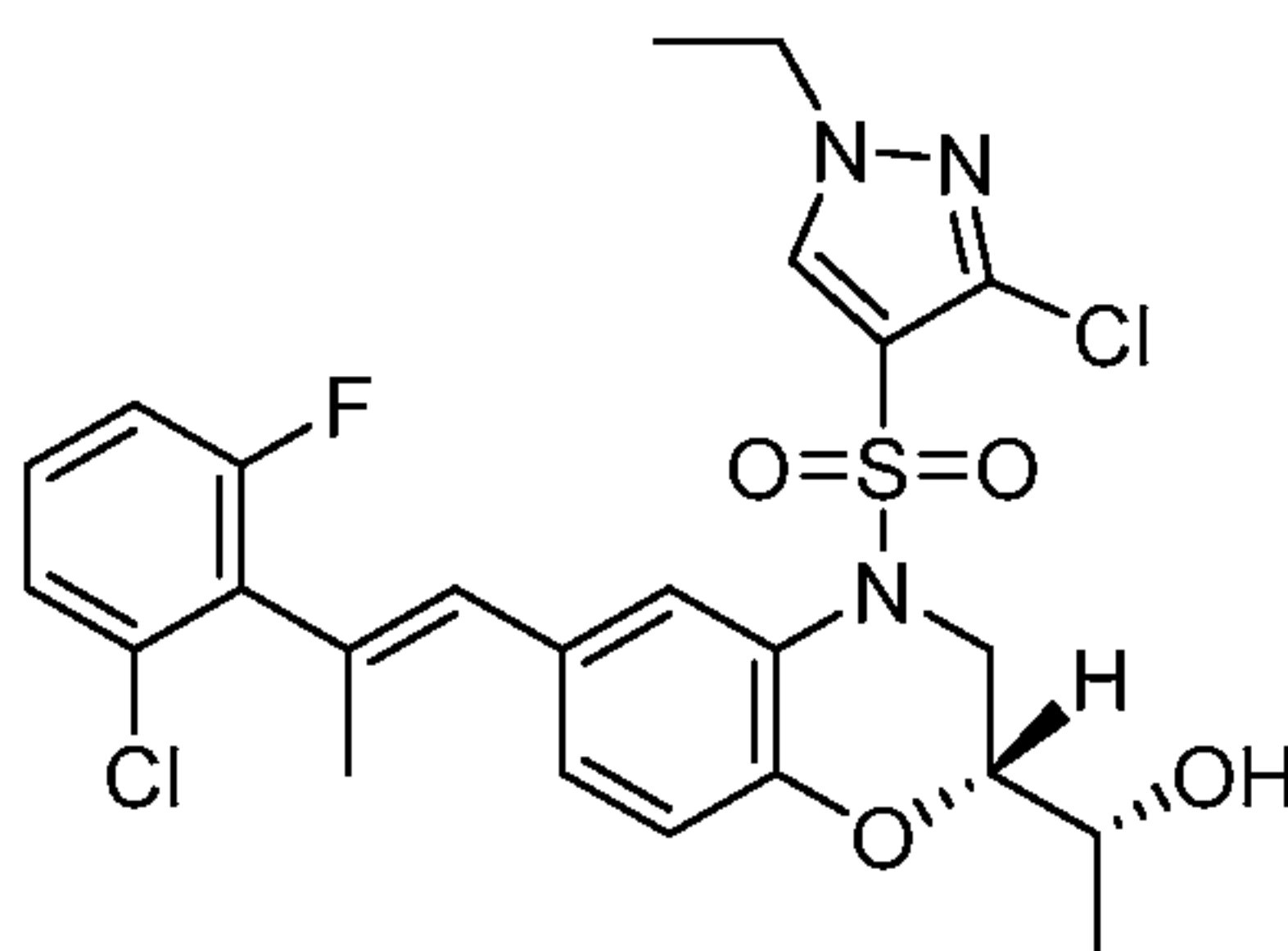


- 15 **[000565]** A mixture of (*R*)-1-((*R*)-6-((*E*)-2-(2-chloro-6-fluorophenyl)prop-1-en-1-yl)-4-((3-(trifluoromethyl)phenyl)sulfonyl)-3,4-dihydro-2*H*-benzo[*b*][1,4]oxazin-2-yl)ethyl 4-nitrobenzoate (100 mg, 0.14 mmol), tetrahydrofuran (8 mL), water (2 mL), and sodium hydroxide (28 mg, 0.70 mmol) was stirred for two hours at room temperature. The mixture was diluted with water, and extracted twice with ethyl acetate. The combined organic layers
20 were washed with brine, dried (Na₂SO₄), and concentrated. The resulting residue was purified by Prep-HPLC eluting with a gradient of 66-88% acetonitrile in water with 0.05%

- 340 -

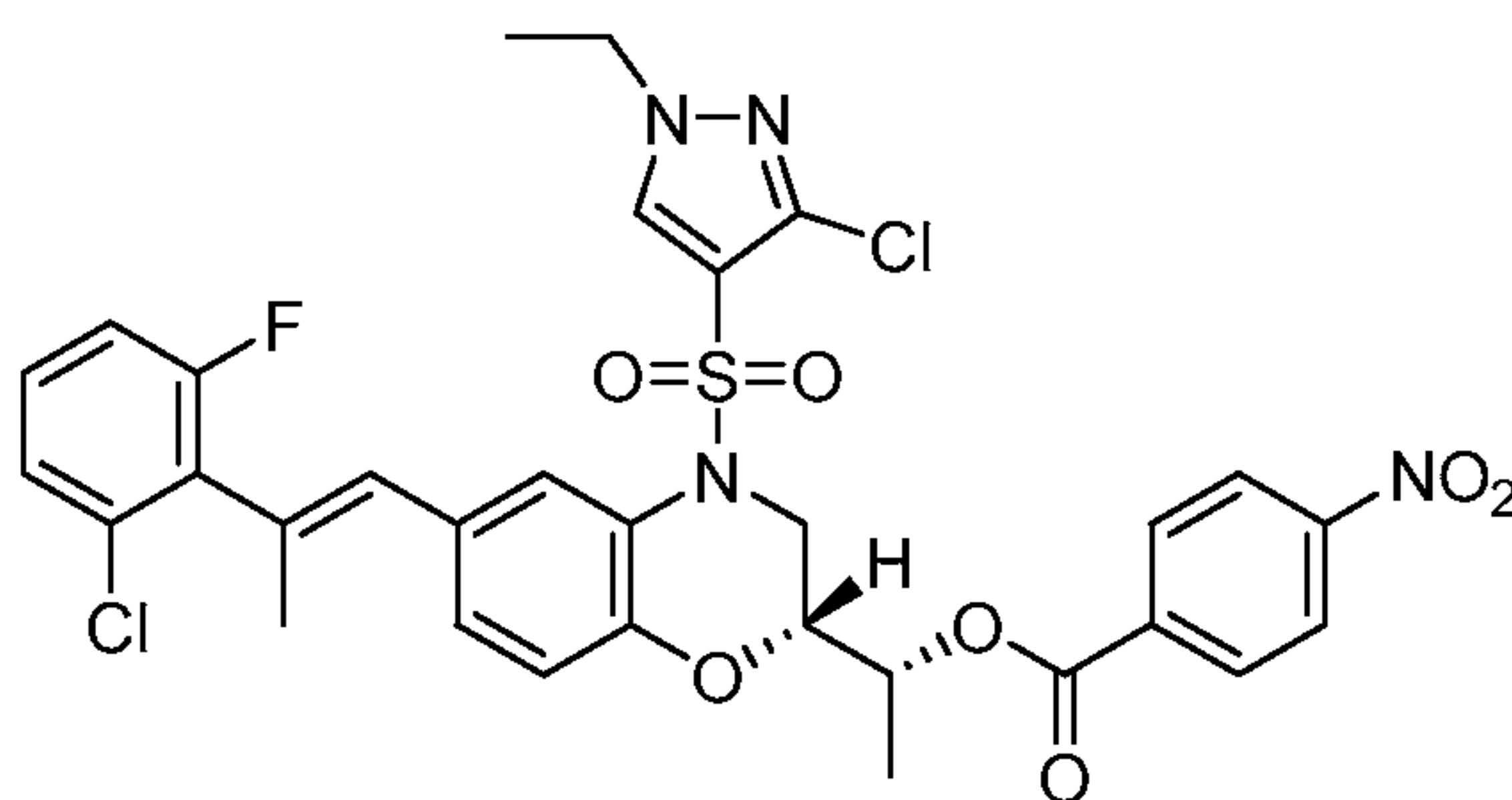
trifluoroacetic acid to afford (*R*)-1-((*R*)-6-((*E*)-2-(2-chloro-6-fluorophenyl)prop-1-en-1-yl)-4-((3-(trifluoromethyl)phenyl)sulfonyl)-3,4-dihydro-2*H*-benzo[*b*][1,4]oxazin-2-yl)ethan-1-ol (48.3 mg, 61%) as a white solid. ¹H-NMR (300 MHz, CD₃OD) δ 8.01-7.95 (m, 3H), 7.87-7.76 (m, 2H), 7.32-7.30 (m, 2H), 7.19-7.10 (m, 2H), 6.93-6.90 (d, *J* = 11.2 Hz, 1H), 6.38 (s, 1H), 4.46-4.40 (dd, *J* = 3.2, 19.2 Hz, 1H), 3.83-3.80 (m, 1H), 3.45-3.37 (m, 1H), 3.23-3.20 (m, 1H), 2.19 (s, 3H), 1.21-1.82 (d, *J* = 8.4 Hz, 3H). (ES, *m/z*): (M+H)⁺ 556.

EXAMPLE 99 – Synthesis of (*R*)-1-((*R*)-4-((3-Chloro-1-ethyl-1*H*-pyrazol-4-yl)sulfonyl)-6-((*E*)-2-(2-chloro-6-fluorophenyl)prop-1-en-1-yl)-3,4-dihydro-2*H*-benzo[*b*][1,4]oxazin-2-yl)ethan-1-ol



10

Part I – Synthesis of (*R*)-1-((*R*)-4-((3-Chloro-1-ethyl-1*H*-pyrazol-4-yl)sulfonyl)-6-((*E*)-2-(2-chloro-6-fluorophenyl)prop-1-en-1-yl)-3,4-dihydro-2*H*-benzo[*b*][1,4]oxazin-2-yl)ethyl 4-nitrobenzoate



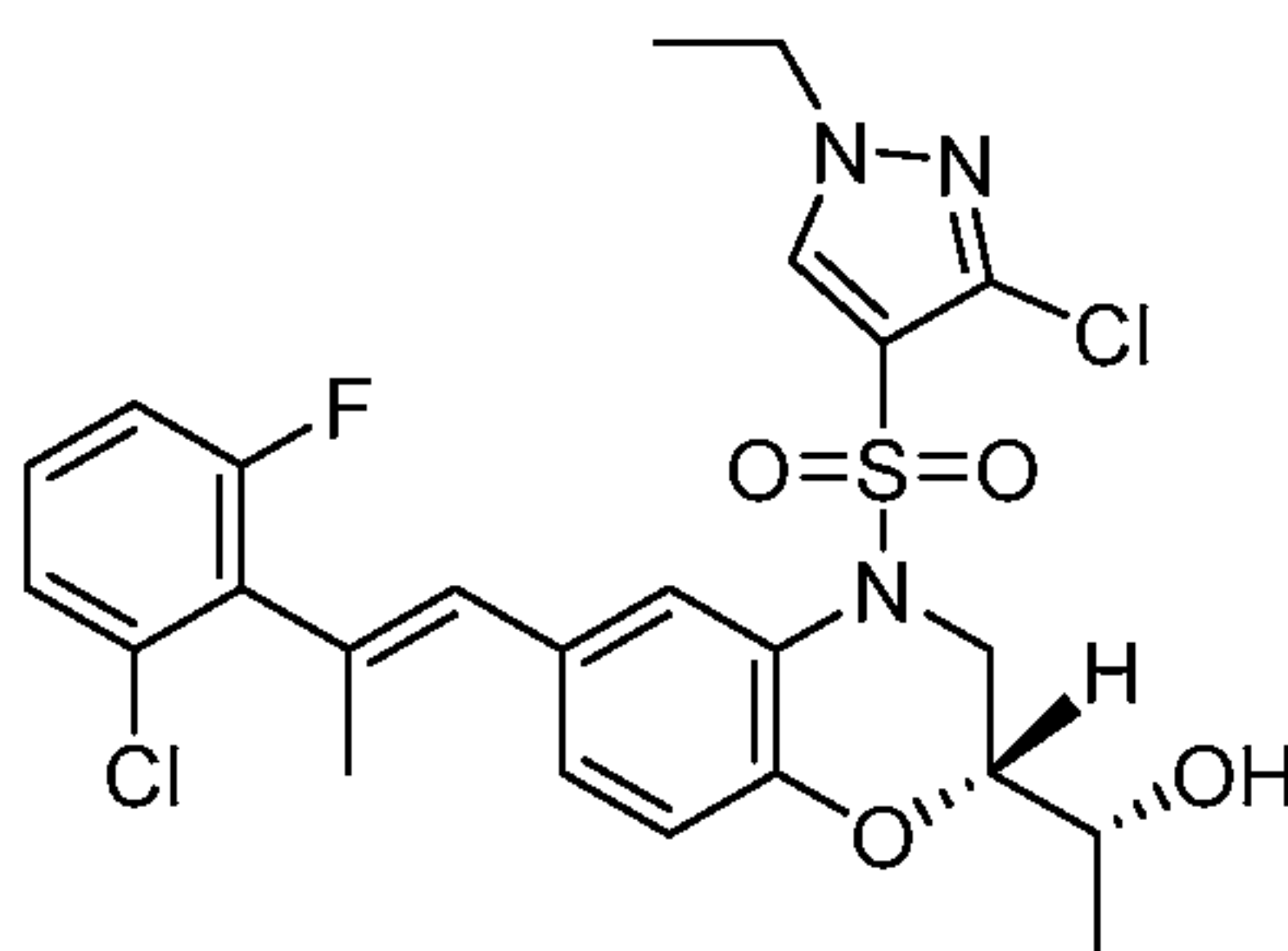
15 **[000566]** 3-Chloro-1-ethyl-4,5-dihydro-1*H*-pyrazole-4-sulfonyl chloride (104 mg, 0.45 mmol) was added to a solution of (*R*)-1-((*R*)-6-((*E*)-2-(2-chloro-6-fluorophenyl)prop-1-en-1-yl)-3,4-dihydro-2*H*-benzo[*b*][1,4]oxazin-2-yl)ethyl 4-nitrobenzoate (150 mg, 0.30 mmol) in pyridine (5 mL). The mixture was stirred overnight at room temperature, diluted with ethyl acetate, and was washed three times with 1 M HCl, dried (Na₂SO₄), and concentrated to afford

20 (*R*)-1-((*R*)-4-((3-chloro-1-ethyl-1*H*-pyrazol-4-yl)sulfonyl)-6-((*E*)-2-(2-chloro-6-

- 341 -

fluorophenyl)prop-1-en-1-yl)-3,4-dihydro-2*H*-benzo[*b*][1,4]oxazin-2-yl)ethyl 4-nitrobenzoate (150 mg, 72%) as an oil.

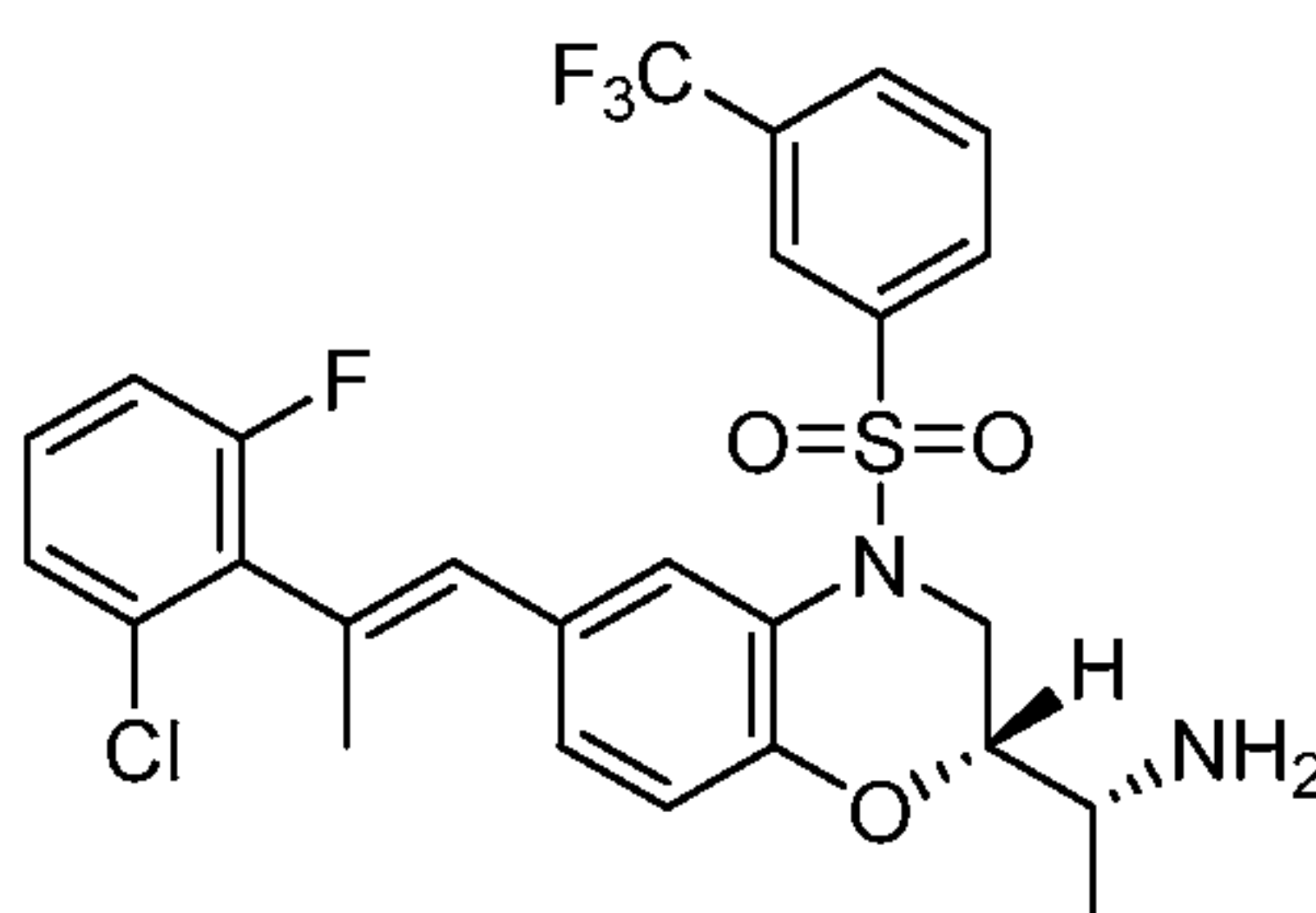
Part II – Synthesis of (*R*)-1-((*R*)-4-((3-Chloro-1-ethyl-1*H*-pyrazol-4-yl)sulfonyl)-6-((*E*)-2-(2-chloro-6-fluorophenyl)prop-1-en-1-yl)-3,4-dihydro-2*H*-benzo[*b*][1,4]oxazin-2-yl)ethan-1-ol



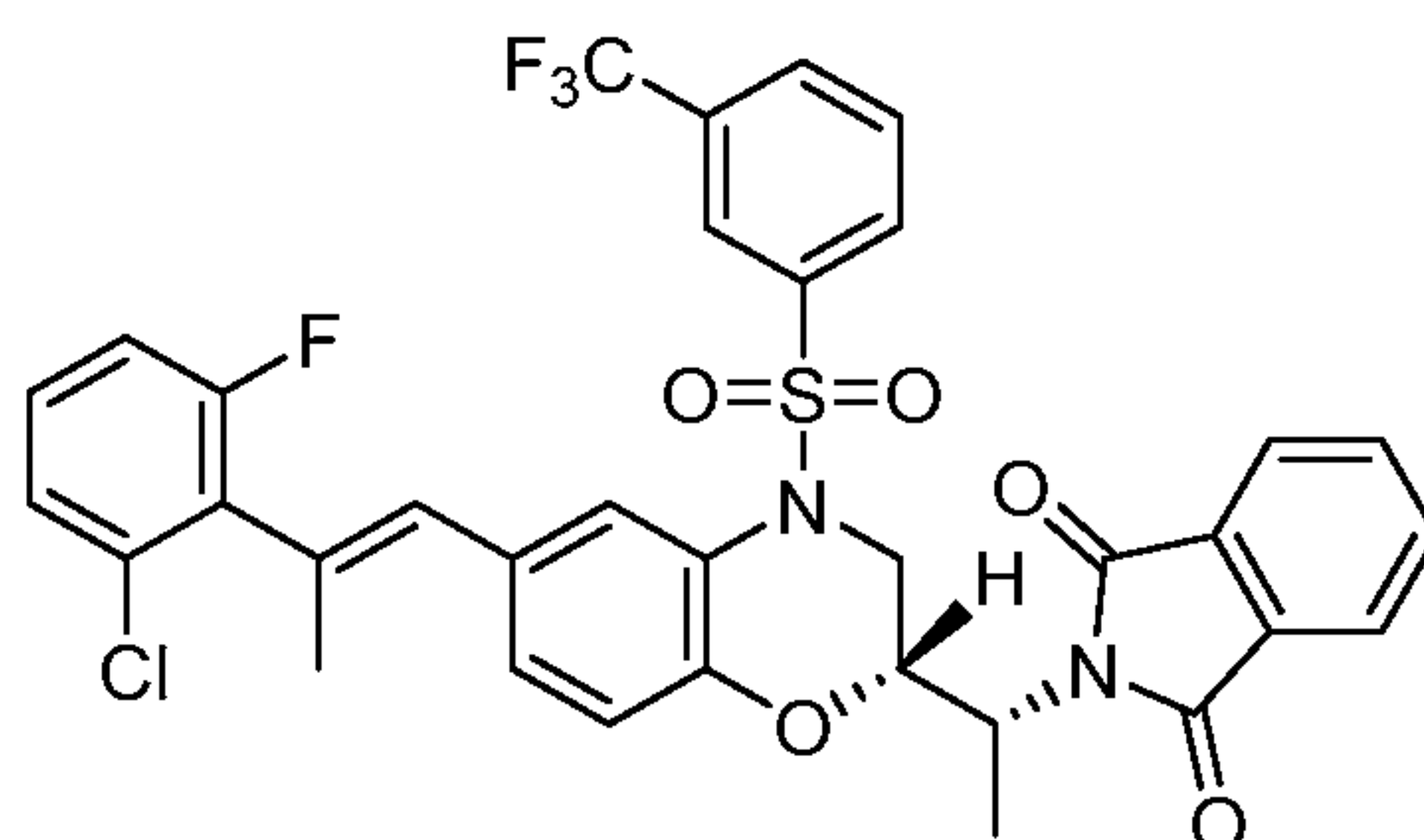
[000567] A mixture of (*R*)-1-((*R*)-4-((3-chloro-1-ethyl-1*H*-pyrazol-4-yl)sulfonyl)-6-((*E*)-2-(2-chloro-6-fluorophenyl)prop-1-en-1-yl)-3,4-dihydro-2*H*-benzo[*b*][1,4]oxazin-2-yl)ethyl 4-nitrobenzoate (100 mg, 0.14 mmol) in tetrahydrofuran (8 mL), water (2 mL), and sodium hydroxide (29 mg, 0.73 mmol) was stirred for two hours at room temperature. The mixture was diluted with water and extracted twice with ethyl acetate. The combined organic layers were washed with brine, dried (Na₂SO₄) and concentrated. The resulting residue was purified by Prep-HPLC eluting with a gradient of 62-82% acetonitrile in water with 0.05% trifluoroacetic acid to afford (*R*)-1-((*R*)-4-((3-chloro-1-ethyl-1*H*-pyrazol-4-yl)sulfonyl)-6-((*E*)-2-(2-chloro-6-fluorophenyl)prop-1-en-1-yl)-3,4-dihydro-2*H*-benzo[*b*][1,4]oxazin-2-yl)ethan-1-ol (46.5 mg, 59%) as a white solid. ¹H-NMR (300 MHz, CD₃OD) δ 8.19 (s, 1H), 7.78-7.77 (d, *J* = 1.8 Hz, 1H), 7.34-7.28 (m, 2H), 7.25-7.09 (m, 2H), 7.00-6.95 (d, *J* = 8.7 Hz, 1H), 6.35 (s, 1H), 4.85-4.74 (m, 1H), 4.40-4.11 (m, 2H), 3.95-3.87 (m, 1H), 3.67-3.61 (m, 1H), 3.55-3.37 (m, 1H), 2.17 (s, 3H), 1.44-1.39 (t, *J* = 7.2 Hz, 3H), 1.30-1.28 (d, *J* = 6.6 Hz, 3H). (ES, *m/z*): (M+H)⁺ 540.

- 342 -

EXAMPLE 100 – Synthesis of (*R*)-1-((*R*)-6-((*E*)-2-(2-Chloro-6-fluorophenyl)prop-1-en-1-yl)-4-((3-(trifluoromethyl)phenyl)sulfonyl)-3,4-dihydro-2*H*-benzo[*b*][1,4]oxazin-2-yl)ethan-1-amine



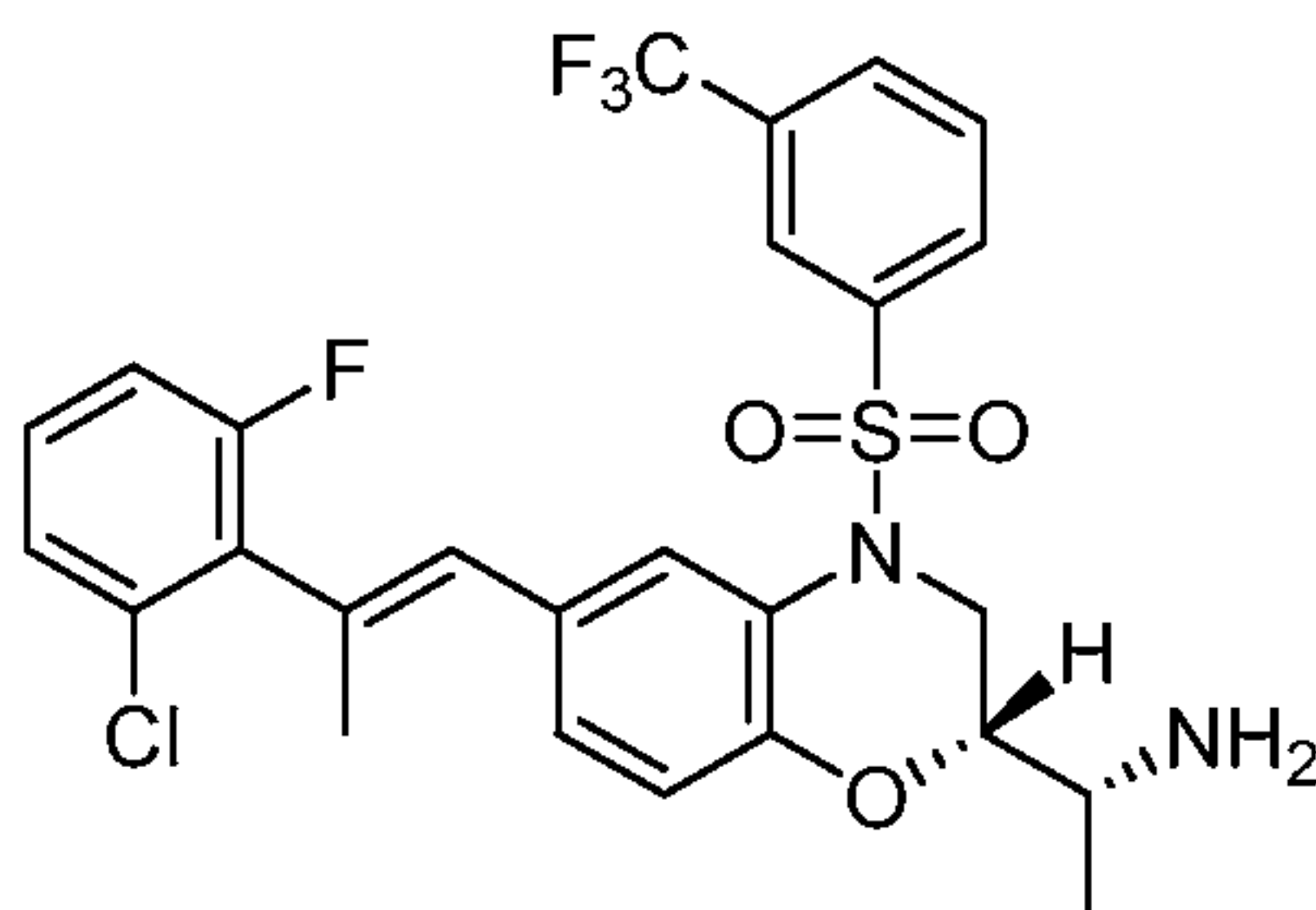
5 **Part I** – Synthesis of 2-((*R*)-1-((*R*)-6-((*E*)-2-(2-Chloro-6-fluorophenyl)prop-1-en-1-yl)-4-((3-(trifluoromethyl)phenyl)sulfonyl)-3,4-dihydro-2*H*-benzo[*b*][1,4]oxazin-2-yl)ethyl)isoindoline-1,3-dione



[000568] Diisopropyl azodicarboxylate (364 mg, 2.78 mmol) was added dropwise to a
 10 stirred solution of (*S*)-1-((*R*)-6-((*E*)-2-(2-chloro-6-fluorophenyl)prop-1-en-1-yl)-4-((3-
 (trifluoromethyl)phenyl)sulfonyl)-3,4-dihydro-2*H*-benzo[*b*][1,4]oxazin-2-yl)ethan-1-ol (500
 mg, 0.90 mmol), 2,3-dihydro-1*H*-isoindole-1,3-dione (265 mg, 1.80 mmol), triphenylphosphine
 (472 mg, 1.80 mmol) and THF (20 mL) at 0 °C. The mixture was stirred overnight at room
 temperature and then concentrated. The resulting residue was purified via MPLC eluting with
 15 a gradient of 5-50% ethyl acetate in petroleum ether to afford 2-((*R*)-1-((*R*)-6-((*E*)-2-(2-chloro-
 6-fluorophenyl)prop-1-en-1-yl)-4-((3-(trifluoromethyl)phenyl)sulfonyl)-3,4-dihydro-2*H*-
 benzo[*b*][1,4]oxazin-2-yl)ethyl)isoindoline-1,3-dione (430 mg, 70%) as a yellow oil.

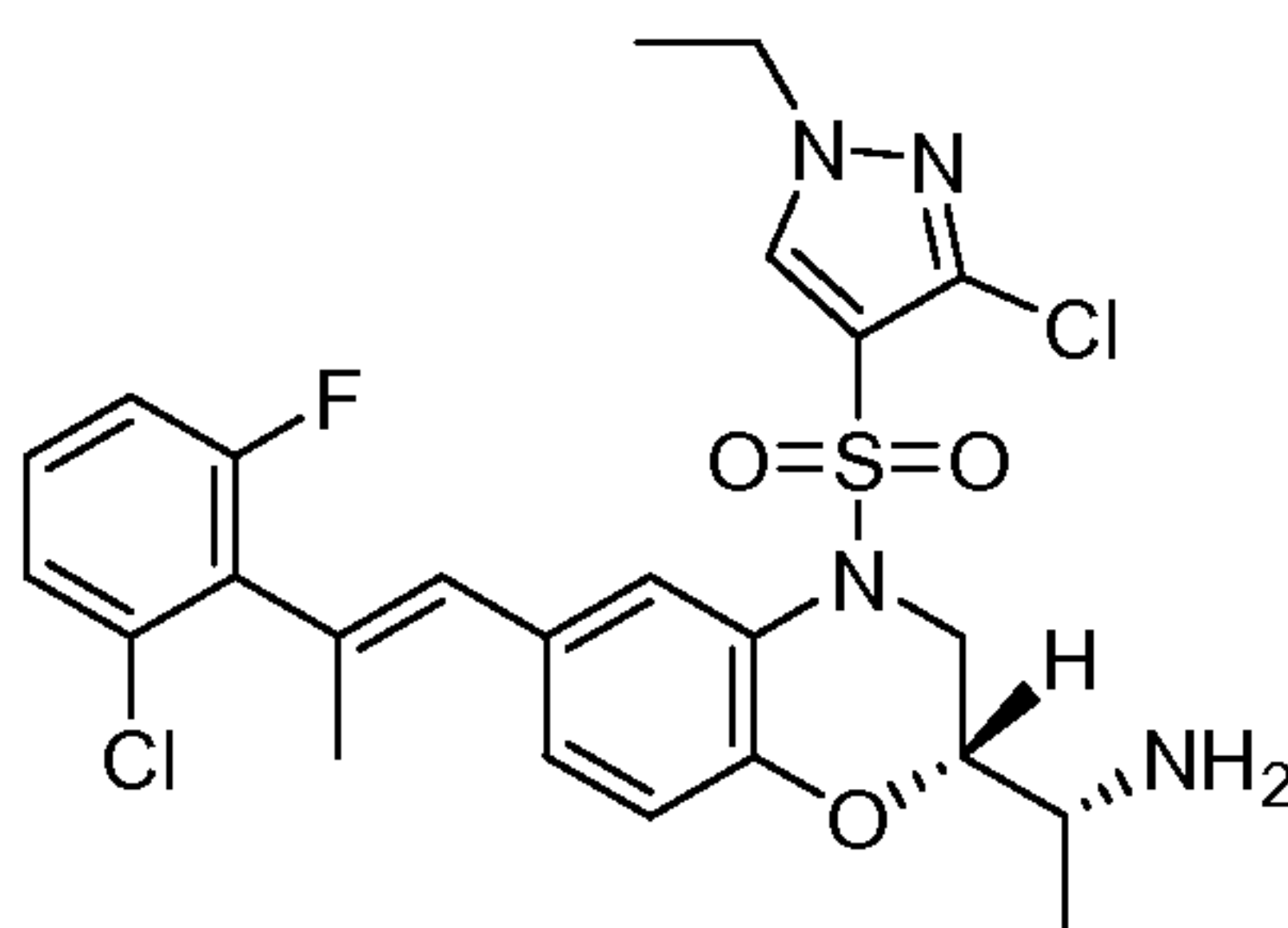
- 343 -

Part II – Synthesis of (*R*)-1-((*R*)-6-((*E*)-2-(2-Chloro-6-fluorophenyl)prop-1-en-1-yl)-4-((3-(trifluoromethyl)phenyl)sulfonyl)-3,4-dihydro-2*H*-benzo[*b*][1,4]oxazin-2-yl)ethan-1-amine



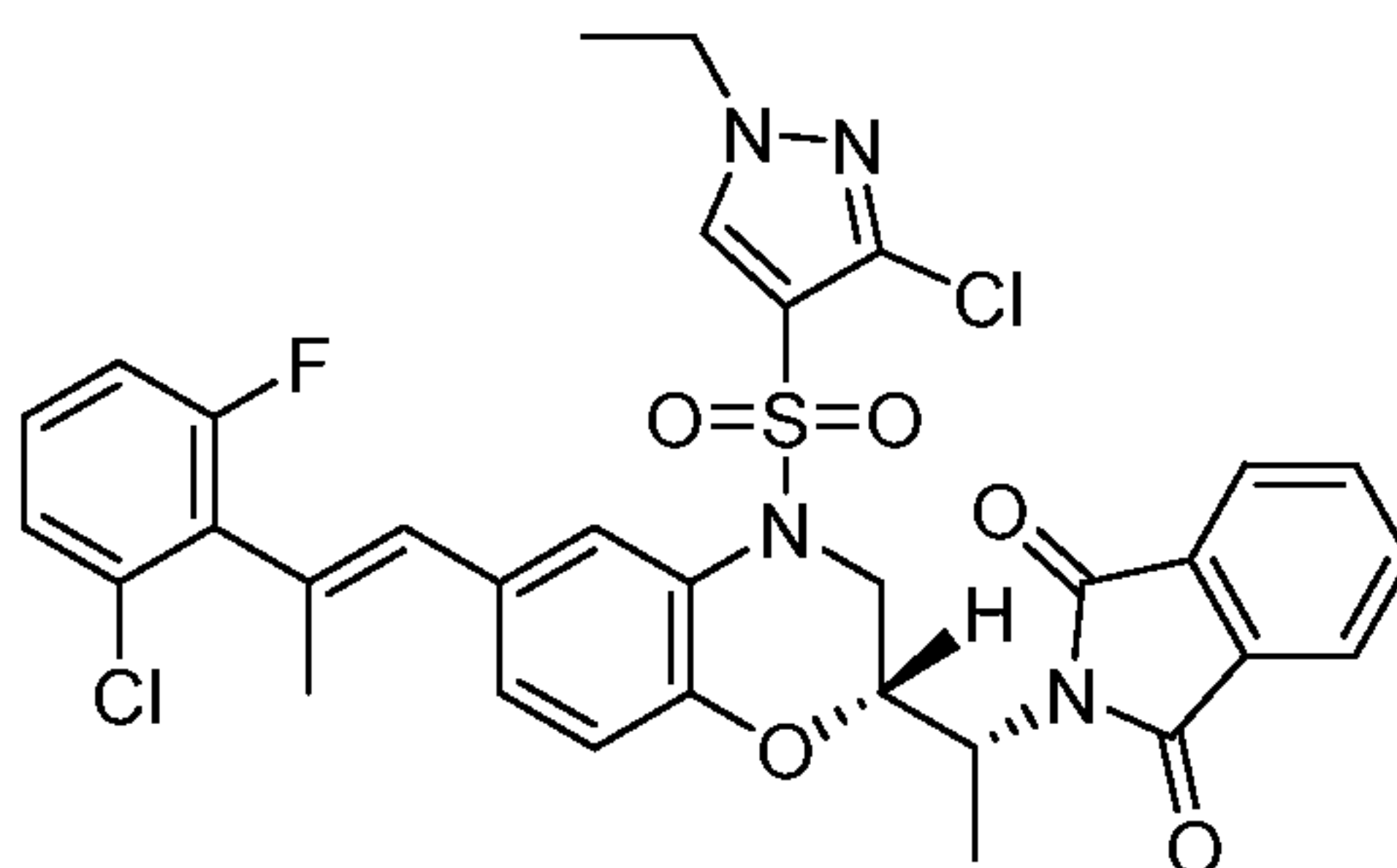
[000569] A solution of 2-((*R*)-1-((*R*)-6-((*E*)-2-(2-chloro-6-fluorophenyl)prop-1-en-1-yl)-4-((3-(trifluoromethyl)phenyl)sulfonyl)-3,4-dihydro-2*H*-benzo[*b*][1,4]oxazin-2-yl)ethyl)isoindoline-1,3-dione (40 mg, 0.06 mmol), methanol (4 mL), and hydrazine hydrate (16 mg, 0.33 mmol) was stirred for one hour at 65 °C. The mixture was diluted with water (10 mL) and extracted twice with ethyl acetate. The combined organic layers were dried (Na₂SO₄) and concentrated. The resulting residue was purified by Prep-HPLC eluting with a gradient of 35-68% acetonitrile in water with 0.05% trifluoroacetic acid to afford (*R*)-1-((*R*)-6-((*E*)-2-(2-chloro-6-fluorophenyl)prop-1-en-1-yl)-4-((3-(trifluoromethyl)phenyl)sulfonyl)-3,4-dihydro-2*H*-benzo[*b*][1,4]oxazin-2-yl)ethan-1-amine (10.7 mg, 33%) as a white solid. ¹H-NMR (300 MHz, CD₃OD) δ 8.09-8.02 (m, 3H), 7.87-7.83 (m, 2H), 7.36-7.29 (m, 2H), 7.19-7.12 (m, 2H), 7.02 (d, *J* = 8.4 Hz, 1H), 6.39 (s, 1H), 4.53 (dd, *J* = 8 Hz, 20.4 Hz, 1H), 3.49 (m, 1H), 2.16 (s, 3H), 1.36 (d, *J* = 6.4 Hz, 3H). (ES, *m/z*): (M+H)⁺ 555.

EXAMPLE 101 – Synthesis of (*R*)-1-((*R*)-4-((3-Chloro-1-ethyl-1*H*-pyrazol-4-yl)sulfonyl)-6-((*E*)-2-(2-chloro-6-fluorophenyl)prop-1-en-1-yl)-3,4-dihydro-2*H*-benzo[*b*][1,4]oxazin-2-yl)ethan-1-amine



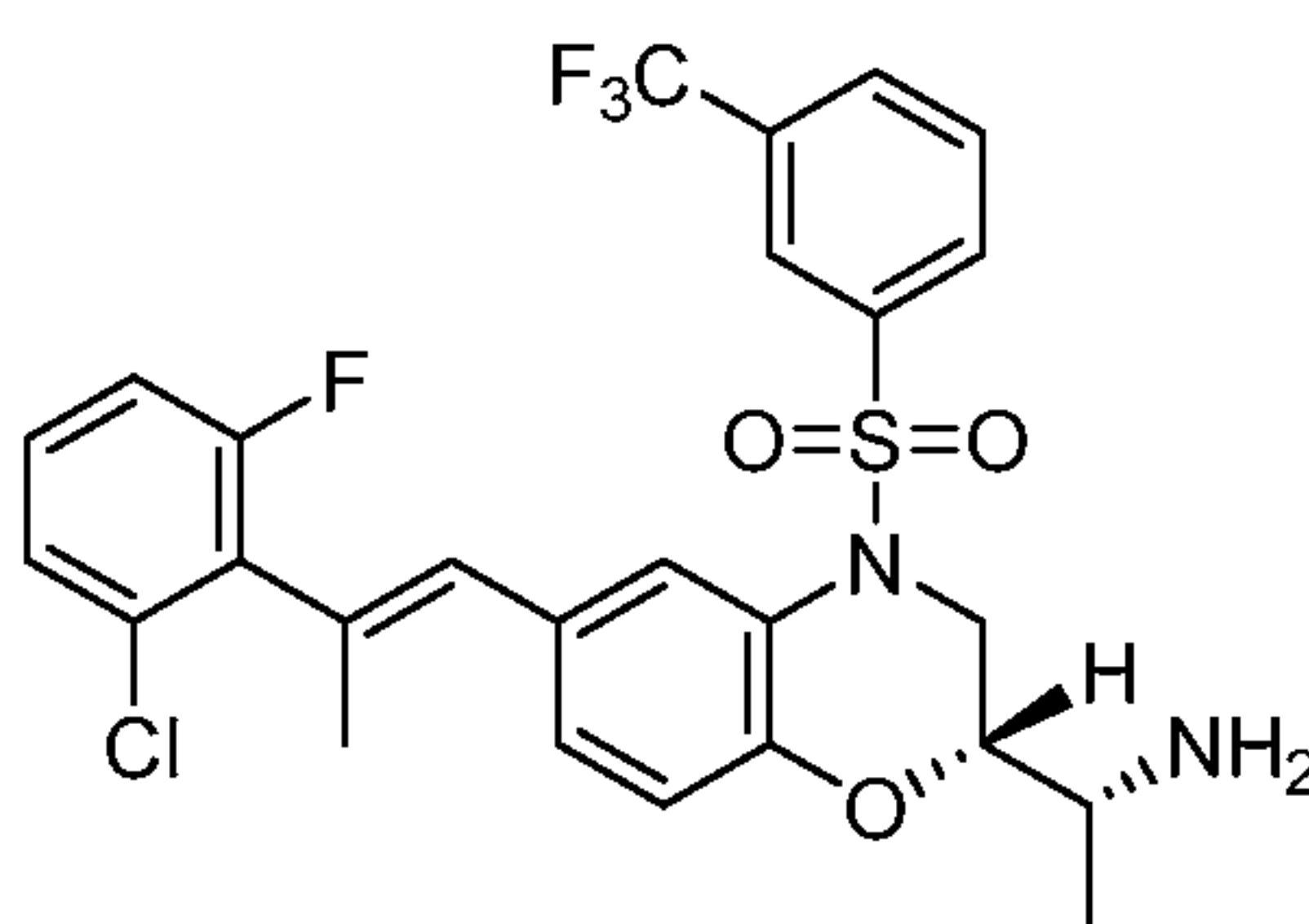
- 344 -

Part I – Synthesis of 2-((*R*)-1-((*R*)-4-((3-chloro-1-ethyl-1*H*-pyrazol-4-yl)sulfonyl)-6-((*E*)-2-(2-chloro-6-fluorophenyl)prop-1-en-1-yl)-3,4-dihydro-2*H*-benzo[*b*][1,4]oxazin-2-yl)ethyl)isoindoline-1,3-dione



- 5 **[000570]** A solution of 2-((*R*)-1-((*R*)-6-((*E*)-2-(2-chloro-6-fluorophenyl)prop-1-en-1-yl)-3,4-dihydro-2*H*-benzo[*b*][1,4]oxazin-2-yl)ethyl)isoindoline-1,3-dione (700 mg, 1.47 mmol), pyridine (20 mL), and 3-chloro-1-ethyl-1*H*-pyrazole-4-sulfonyl chloride (503 mg, 2.20 mmol) was stirred overnight at room temperature. The mixture was diluted in ethyl acetate and washed three times with 1 M HCl, once with saturated sodium bicarbonate, dried (Na₂SO₄),
 10 and concentrated to afford 2-((*R*)-1-((*R*)-4-((3-chloro-1-ethyl-1*H*-pyrazol-4-yl)sulfonyl)-6-((*E*)-2-(2-chloro-6-fluorophenyl)prop-1-en-1-yl)-3,4-dihydro-2*H*-benzo[*b*][1,4]oxazin-2-yl)ethyl)isoindoline-1,3-dione (700 mg, 71%) as a red oil.

Part II – Synthesis of (*R*)-1-((*R*)-6-((*E*)-2-(2-Chloro-6-fluorophenyl)prop-1-en-1-yl)-4-((3-(trifluoromethyl)phenyl)sulfonyl)-3,4-dihydro-2*H*-benzo[*b*][1,4]oxazin-2-yl)ethan-1-amine



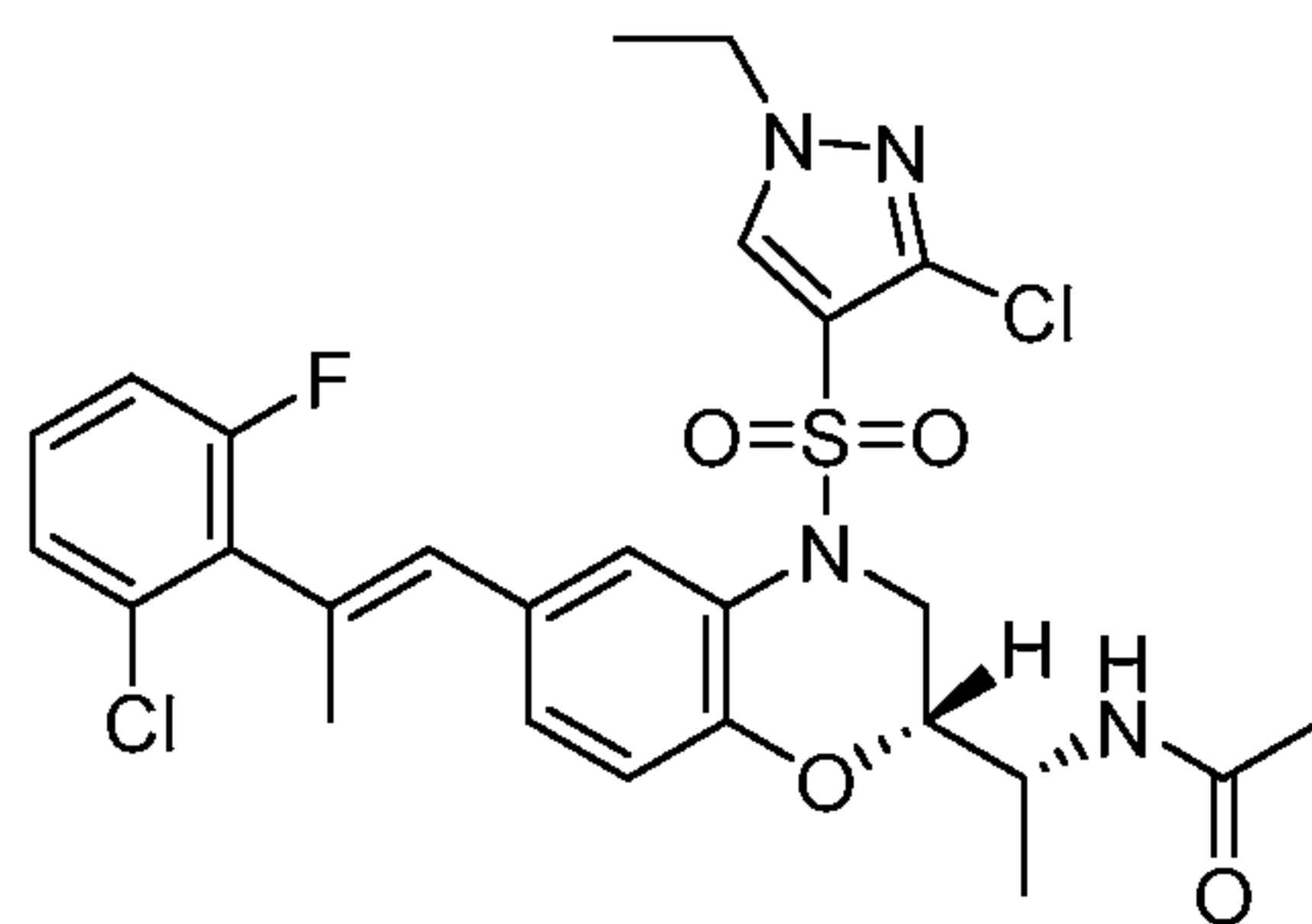
15

- [000571]** A solution of 2-((*R*)-1-((*R*)-4-((3-chloro-1-ethyl-1*H*-pyrazol-4-yl)sulfonyl)-6-((*E*)-2-(2-chloro-6-fluorophenyl)prop-1-en-1-yl)-3,4-dihydro-2*H*-benzo[*b*][1,4]oxazin-2-yl)ethyl)isoindoline-1,3-dione (700 mg, 1.04 mmol), methanol (15 mL), and hydrazine hydrate (288 mg, 5.72 mmol) was stirred for five hours at 65 °C. The mixture was diluted with water
 20 and extracted three times with ethyl acetate. The combined organic layers were dried (Na₂SO₄) and concentrated. The resulting residue was purified by MPLC eluting with 10% methanol in

- 345 -

dichloromethane to afford (*R*)-1-((*R*)-6-((*E*)-2-(2-chloro-6-fluorophenyl)prop-1-en-1-yl)-4-((3-(trifluoromethyl)phenyl)sulfonyl)-3,4-dihydro-2*H*-benzo[*b*][1,4]oxazin-2-yl)ethan-1-amine (300 mg, 53%) as a colorless oil. ¹H-NMR (300 MHz, CD₃OD) δ 8.31 (s, 1H), 7.75-7.74 (d, *J* = 1.6 Hz, 1H), 7.35-7.30 (m, 2H), 7.28-7.06 (m, 3H), 6.37 (s, 1H), 4.50-4.46 (dd, *J* = 2.4 Hz, 14.4 Hz, 1H), 4.20-4.15 (m, 2H), 4.01-3.97 (m, 1H), 3.58-3.52 (m, 2H), 2.15 (s, 3H), 1.47-1.43 (m, 6H). (ES, *m/z*): (M+H)⁺ 539.

EXAMPLE 102 – Synthesis of *N*-((*R*)-1-((*R*)-4-((3-chloro-1-ethyl-1*H*-pyrazol-4-yl)sulfonyl)-6-((*E*)-2-(2-chloro-6-fluorophenyl)prop-1-en-1-yl)-3,4-dihydro-2*H*-benzo[*b*][1,4]oxazin-2-yl)ethyl)acetamide



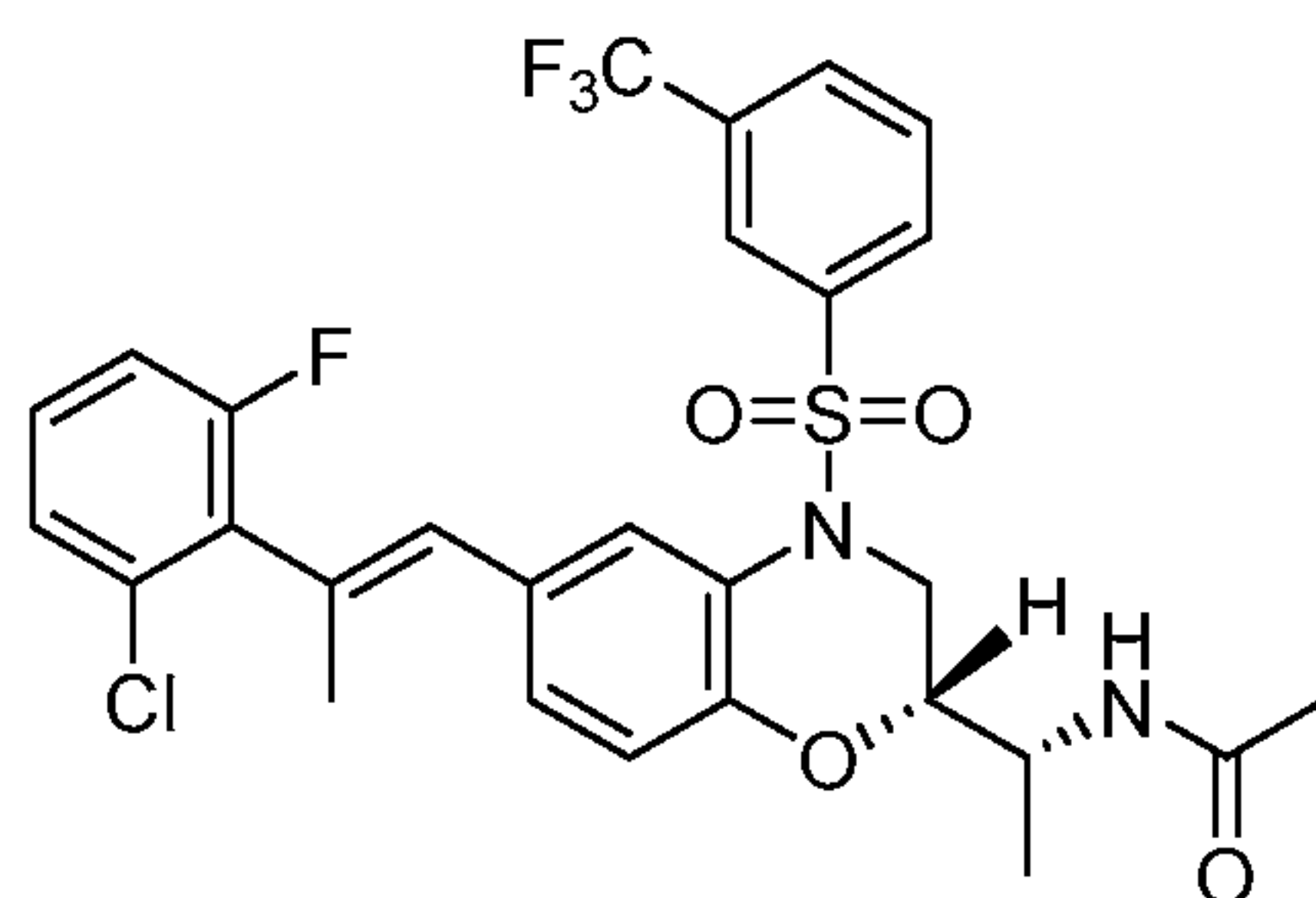
10

[000572] A solution of (*R*)-1-((*R*)-6-((*E*)-2-(2-chloro-6-fluorophenyl)prop-1-en-1-yl)-4-((3-(trifluoromethyl)phenyl)sulfonyl)-3,4-dihydro-2*H*-benzo[*b*][1,4]oxazin-2-yl)ethan-1-amine (70 mg, 0.13 mmol), dichloromethane (4 mL), triethylamine (36 mg, 0.36 mmol), and acetyl chloride (15 mg, 0.19 mmol) was stirred for twenty minutes at room temperature. The mixture was diluted with water and extracted twice with dichloromethane. The combined organic layers were dried (Na₂SO₄) and concentrated. The resulting residue was purified by Prep-HPLC eluting with a gradient of 60-80% acetonitrile in water with 0.05% trifluoroacetic acid to afford *N*-((*R*)-1-((*R*)-4-((3-chloro-1-ethyl-1*H*-pyrazol-4-yl)sulfonyl)-6-((*E*)-2-(2-chloro-6-fluorophenyl)prop-1-en-1-yl)-3,4-dihydro-2*H*-benzo[*b*][1,4]oxazin-2-yl)ethyl)acetamide (63.6 mg, 84%) as a white solid. ¹H-NMR (300 MHz, CD₃OD) δ 8.19 (s, 1H), 7.79-7.78 (d, *J* = 2.0 Hz, 1H), 7.30-7.25 (m, 2H), 7.13-7.09 (m, 2H), 6.96-6.94 (d, *J* = 8.4 Hz, 1H), 6.34 (s, 1H), 4.39-4.35 (dd, *J* = 2.4 Hz, 14.8 Hz, 1H), 4.28-4.16 (m, 1H), 4.14-4.11 (m, 2H), 3.78-3.74 (m, 1H), 3.31-3.19 (m, 1H), 2.16 (s, 3H), 1.98 (s, 3H), 1.43-1.39 (t, *J* = 14.4 Hz, 3H), 1.27-1.25 (d, *J* = 6.8 Hz, 3H). (ES, *m/z*): (M+H)⁺ 581.

20

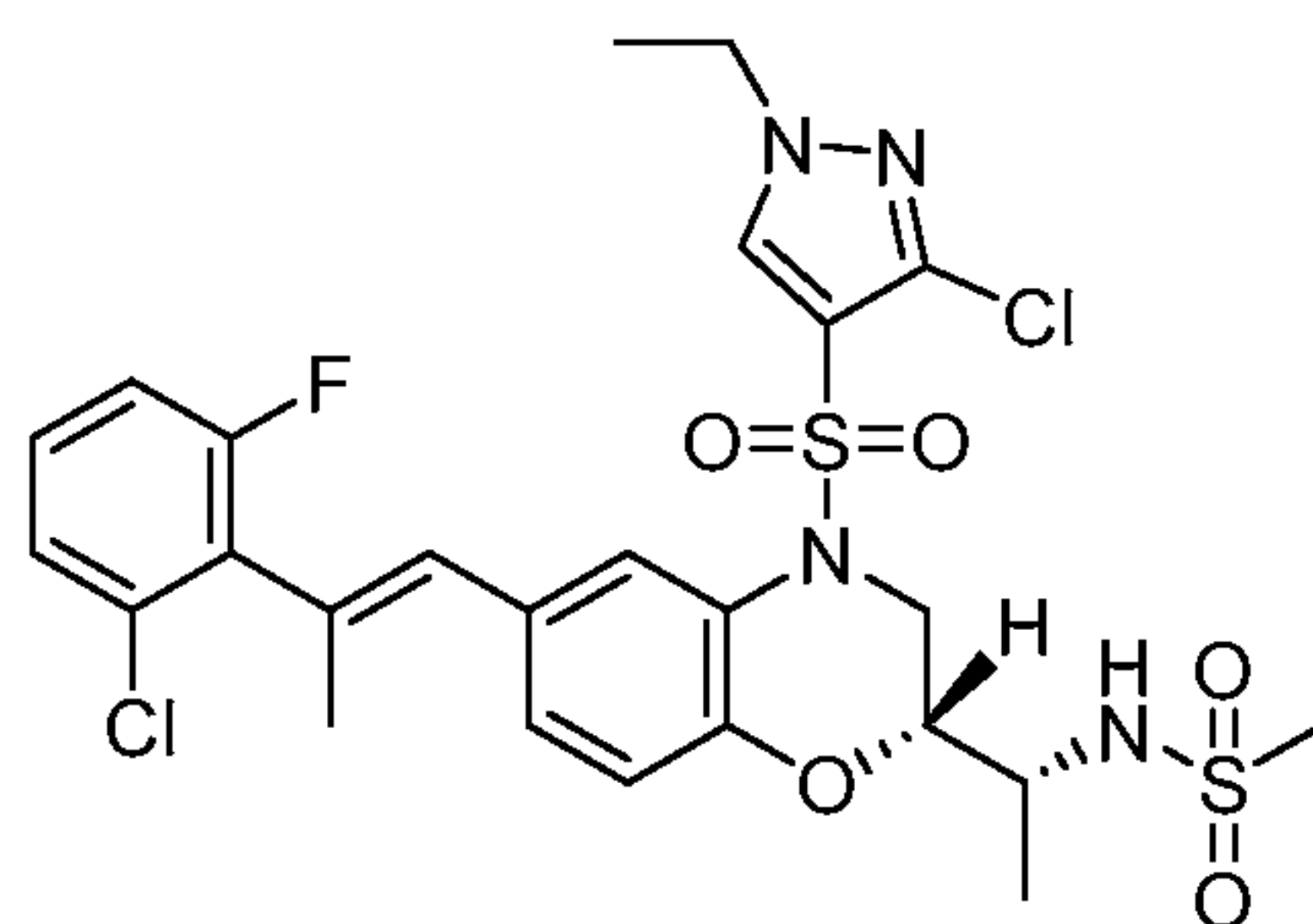
- 346 -

EXAMPLE 103 – Synthesis of *N*-((*R*)-1-((*R*)-6-((*E*)-2-(2-Chloro-6-fluorophenyl)prop-1-en-1-yl)-4-((3-(trifluoromethyl)phenyl)sulfonyl)-3,4-dihydro-2*H*-benzo[*b*][1,4]oxazin-2-yl)ethyl)acetamide



- 5 **[000573]** Based on the procedure in Example 102, *N*-((*R*)-1-((*R*)-6-((*E*)-2-(2-chloro-6-fluorophenyl)prop-1-en-1-yl)-4-((3-(trifluoromethyl)phenyl)sulfonyl)-3,4-dihydro-2*H*-benzo[*b*][1,4]oxazin-2-yl)ethyl)acetamide was prepared. ¹H-NMR (300 MHz, CD₃OD) δ 8.786-8.04 (m, 3H), 7.88 (s, 1H), 7.82 (t, 1H), 7.32 (t, 2H), 7.11-7.17 (m, 2H), 6.92 (d, 1H), 6.39 (s, 1H), 4.45 (dd, 1H), 4.17 (m, 1H), 3.36 (m, 1H), 3.24 (dd, 1H), 2.19 (s, 3H), 1.96 (s, 3H), 1.18 (d, 3H). (ES, *m/z*): (M+H)⁺ 597.
- 10

EXAMPLE 104 – Synthesis of *N*-((*R*)-1-((*R*)-4-((3-Chloro-1-ethyl-1*H*-pyrazol-4-yl)sulfonyl)-6-((*E*)-2-(2-chloro-6-fluorophenyl)prop-1-en-1-yl)-3,4-dihydro-2*H*-benzo[*b*][1,4]oxazin-2-yl)ethyl)methanesulfonamide

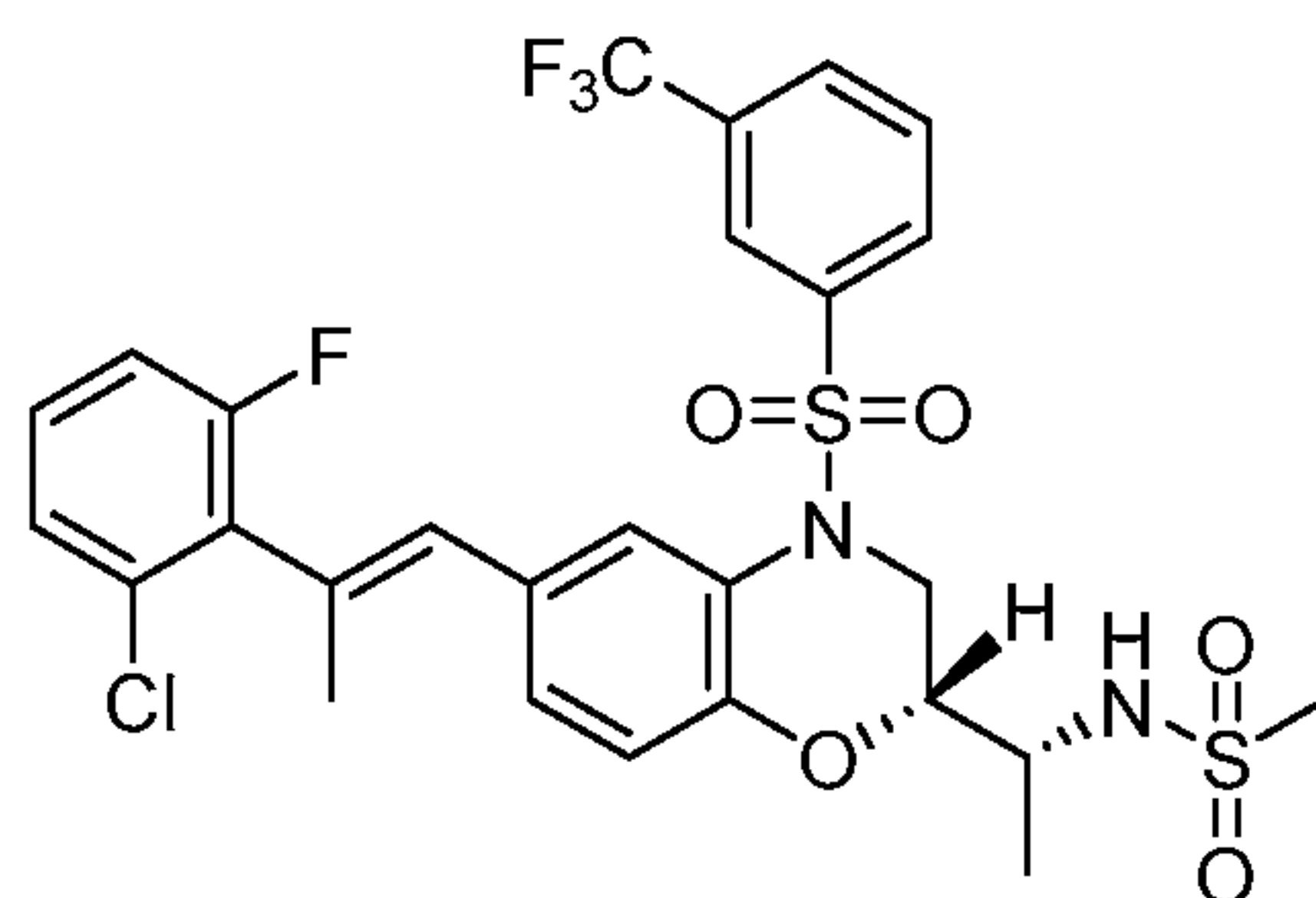


- 15 **[000574]** A solution of (*R*)-1-((*R*)-6-((*E*)-2-(2-chloro-6-fluorophenyl)prop-1-en-1-yl)-4-((3-(trifluoromethyl)phenyl)sulfonyl)-3,4-dihydro-2*H*-benzo[*b*][1,4]oxazin-2-yl)ethan-1-amine (70 mg, 0.13 mmol), dichloromethane (4 mL), triethylamine (36 mg, 0.36 mmol) and methanesulfonyl chloride (22 mg, 0.19 mmol) was stirred for twenty minutes at room temperature. The mixture was diluted with water and extracted twice with dichloromethane.
- 20 The combined organic layers were dried (Na₂SO₄) and concentrated. The resulting residue was purified by Prep-HPLC eluting with a gradient of 62-82% acetonitrile with 0.05%

- 347 -

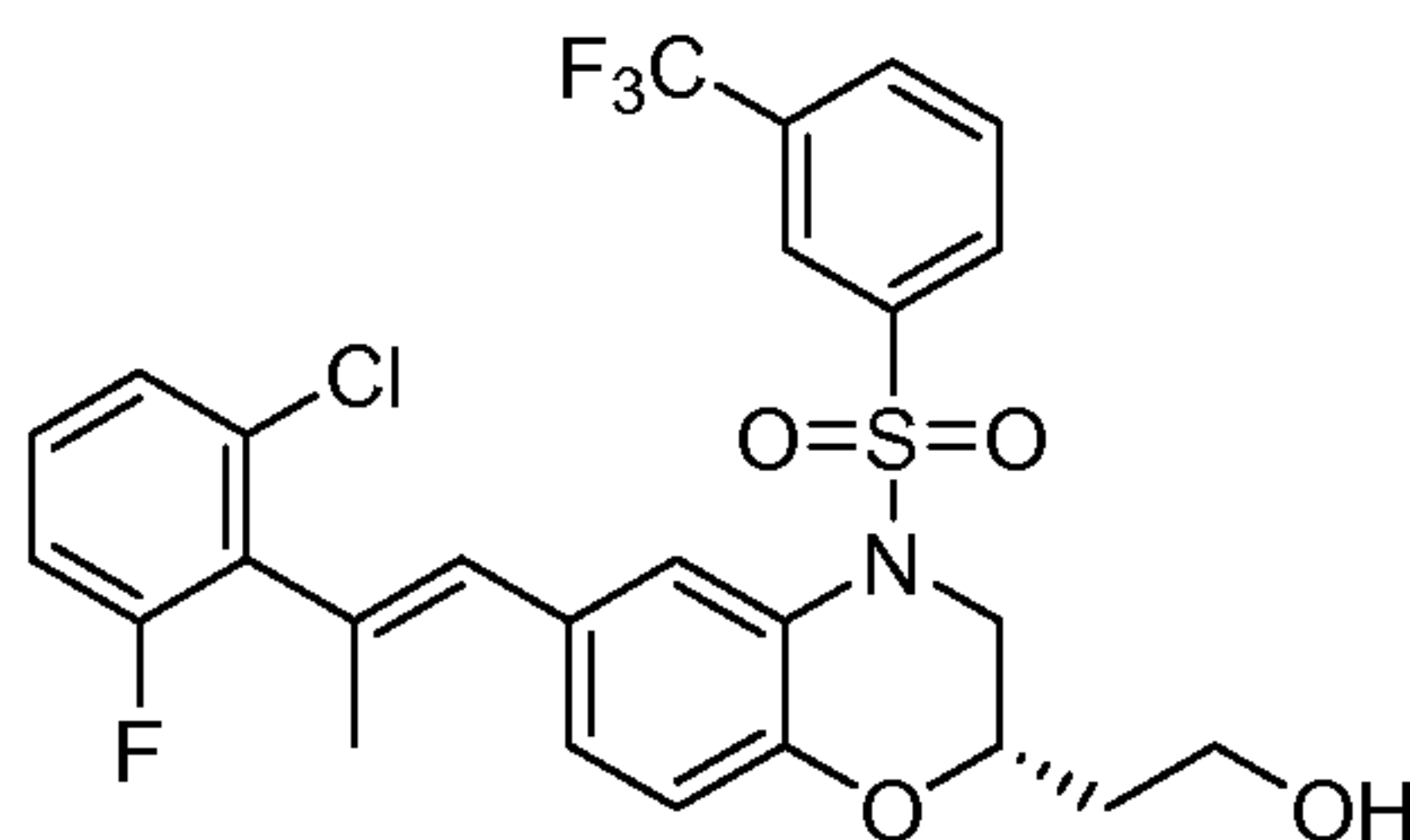
trifluoroacetic acid to afford *N*-((*R*)-1-((*R*)-4-((3-chloro-1-ethyl-1*H*-pyrazol-4-yl)sulfonyl)-6-((*E*)-2-(2-chloro-6-fluorophenyl)prop-1-en-1-yl)-3,4-dihydro-2*H*-benzo[*b*][1,4]oxazin-2-yl)ethyl)methanesulfonamide (57.8 mg, 72%) as a white solid. ¹H-NMR (300 MHz, CD₃OD) δ 8.19 (s, 1H), 7.82-7.81 (d, *J*=2.0 Hz, 1H), 7.32-7.25 (m, 2H), 7.14-7.09 (m, 2H), 6.96-6.93 (d, *J*=8.8 Hz, 1H), 6.35 (s, 1H), 4.42-4.38 (dd, *J*=2.0 Hz, 16.4 Hz, 1H), 4.17-4.11 (m, 2H), 3.76-3.69 (m, 2H), 3.40-3.33 (m, 1H), 3.31-3.19 (m, 1H), 3.00 (s, 3H), 2.17 (s, 3H), 1.43-1.39 (t, *J*=14.4 Hz, 3H), 1.27-1.25 (d, *J*=6.8 Hz, 3H). (ES, *m/z*): (M+H)⁺ 617.

EXAMPLE 105 – Synthesis of *N*-((*R*)-1-((*R*)-6-((*E*)-2-(2-Chloro-6-fluorophenyl)prop-1-en-1-yl)-4-((3-(trifluoromethyl)phenyl)sulfonyl)-3,4-dihydro-2*H*-benzo[*b*][1,4]oxazin-2-yl)ethyl)methanesulfonamide

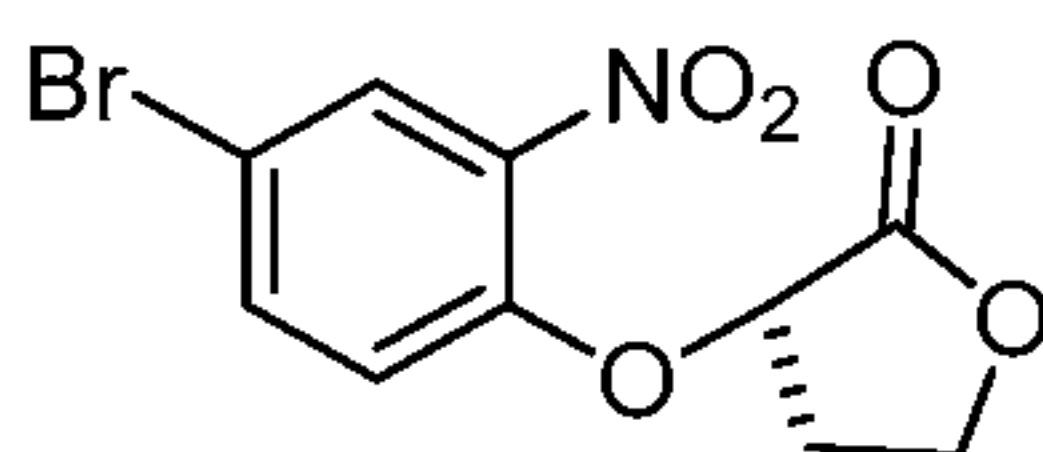


[000575] Based on the procedure in Example 104, *N*-((*R*)-1-((*R*)-6-((*E*)-2-(2-chloro-6-fluorophenyl)prop-1-en-1-yl)-4-((3-(trifluoromethyl)phenyl)sulfonyl)-3,4-dihydro-2*H*-benzo[*b*][1,4]oxazin-2-yl)ethyl)methanesulfonamide was prepared. ¹H-NMR (300 MHz, CD₃OD) δ 7.98-8.03 (m, 2H), 7.93 (s, 1H), 7.88 (s, 1H), 7.81 (t, 1H), 7.32 (m, 2H), 7.12-7.17 (m, 2H), 6.92 (d, 1H), 6.40 (s, 1H), 4.48 (m, 1H), 3.67 (m, 1H), 3.38-3.44 (m, 2H), 2.99 (s, 3H), 2.19 (s, 3H), 1.26 (d, 3H). (ES, *m/z*): (M+H)⁺ 633.

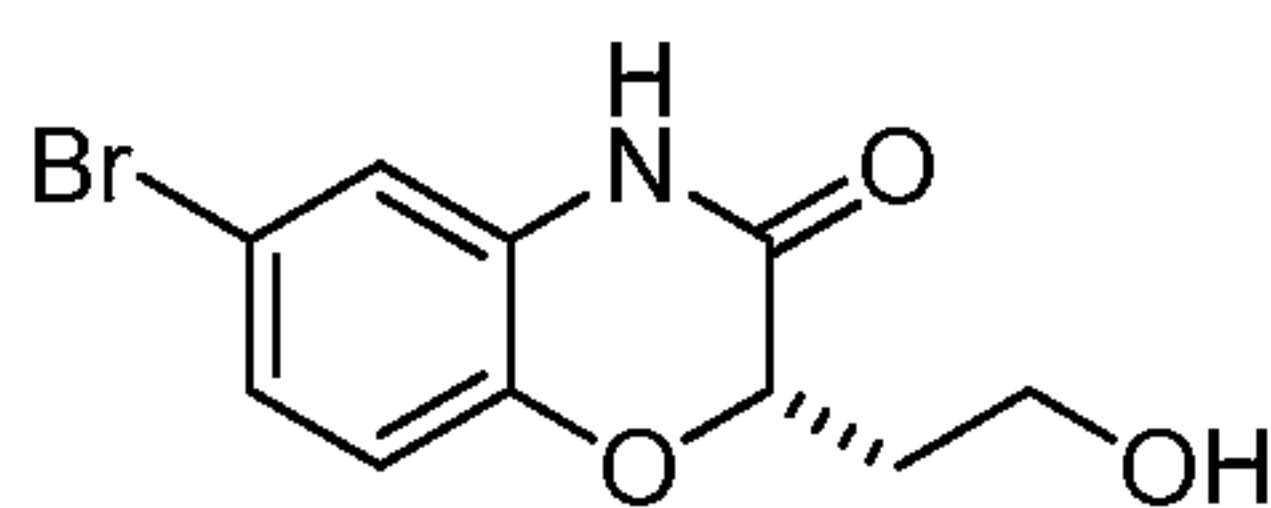
EXAMPLE 106 – Synthesis of (*S,E*)-2-(6-(2-(2-Chloro-6-fluorophenyl)prop-1-en-1-yl)-4-((3-(trifluoromethyl)phenyl)sulfonyl)-3,4-dihydro-2*H*-benzo[*b*][1,4]oxazin-2-yl)ethan-1-ol



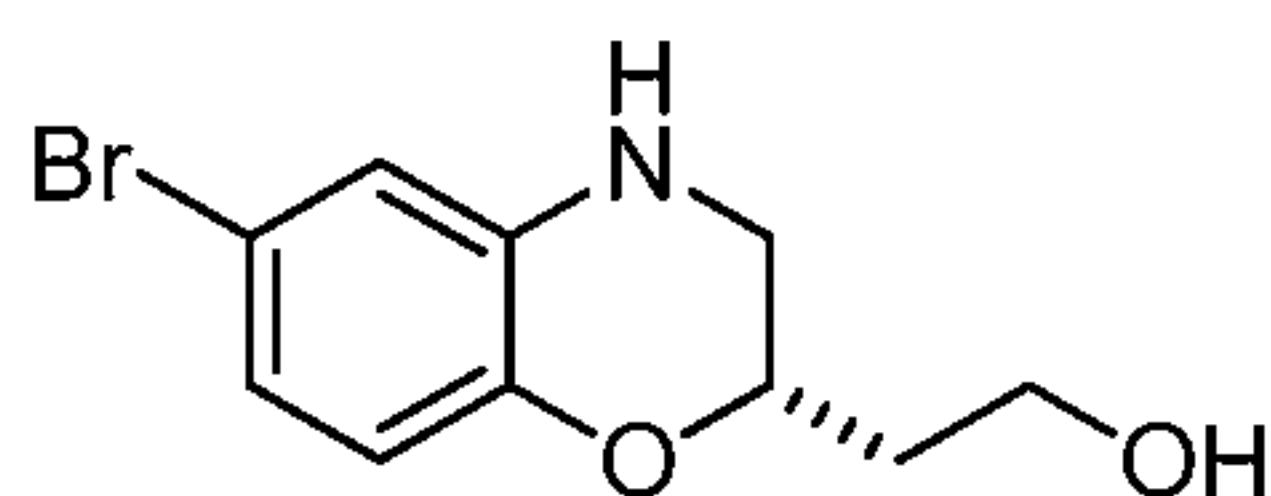
- 348 -

Part I – Synthesis of (*R*)-3-(4-Bromo-2-nitrophenoxy)dihydrofuran-2(3*H*)-one

[000576] 4-Bromo-2-nitrophenol (3 g, 13.76 mmol), (3*R*)-3-hydroxytetrahydrofuran-2-one (1.405 g, 13.76 mmol), and triphenylphosphine (4.33 g, 16.51 mmol) were suspended in dichloromethane (36 mL), and diisopropylazodicarboxylate (3.25 mL, 16.5 mmol) was added dropwise. The reaction mixture was stirred at room temperature for one hour, washed with water, dried (Na₂SO₄), and concentrated onto silica gel. The resulting residue on the silica gel was purified by MPLC (2 columns: first, dichloromethane; second, a gradient of EtOAc/hexanes) affording (*R*)-3-(4-bromo-2-nitrophenoxy)dihydrofuran-2(3*H*)-one as a white solid (1.93 g, 46%). ¹H-NMR (400 MHz, DMSO-*d*₆) δ 8.12 (s, 1H), 7.86 (d, 1H), 7.47 (d, 1H), 5.55 (t, 1H), 4.42 (m, 1H), 4.26 (m, 1H), 2.75 (m, 1H), 2.30 (m, 1H).

Part II – Synthesis of (*S*)-6-Bromo-2-(2-hydroxyethyl)-2*H*-benzo[*b*][1,4]oxazin-3(4*H*)-one

[000577] (*R*)-3-(4-Bromo-2-nitrophenoxy)dihydrofuran-2(3*H*)-one (1.93 g, 6.39 mmol) was dissolved in acetic acid and powdered iron (1.784 g, 31.95 mmol) was added. The resulting mixture was heated to 70 °C for two hours. The resulting suspension was filtered through a pad of Celite, and the pad was washed with ethyl acetate. The combined filtrates were partitioned between ethyl acetate and water, and the organic phase was washed a second time with water, washed with brine, and concentrated to provide a residue. The residue was purified via MPLC eluting with a gradient of 15-70% ethyl acetate in hexanes to afford (*S*)-6-bromo-2-(2-hydroxyethyl)-2*H*-benzo[*b*][1,4]oxazin-3(4*H*)-one as a white solid (1.32 g, 76%). ¹H-NMR (400 MHz, DMSO-*d*₆) δ 10.73 (bs, 1H), 7.04 (d, 1H), 6.98 (s, 1H), 6.90 (d, 1H), 4.62 (m, 2H), 3.53 (m, 2H), 1.91 (m, 1H), 1.88 (m, 1H).

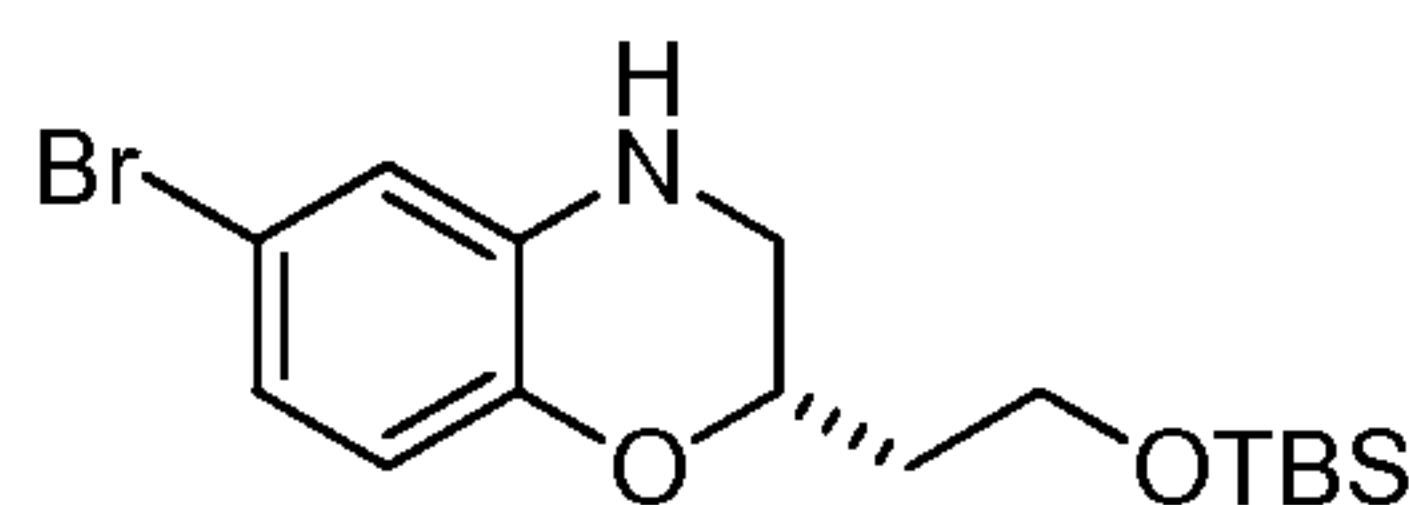
Part III – Synthesis of (*S*)-2-(6-Bromo-3,4-dihydro-2*H*-benzo[*b*][1,4]oxazin-2-yl)ethan-1-ol

25

- 349 -

[000578] (S)-6-Bromo-2-(2-hydroxyethyl)-2H-benzo[b][1,4]oxazin-3(4H)-one (1.32 g, 4.85 mmol) was dissolved in anhydrous THF (49 mL) under nitrogen at ambient temperature and borane-dimethylsulfide complex (1.47 g, 19.41 mmol) was added dropwise. The reaction mixture was heated to reflux for 90 minutes. Then, the reaction mixture was cooled in an ice bath and subsequently methanol was added to the reaction mixture to quench the reaction. The resulting solution was heated to reflux for 20 minutes, and then concentrated to provide a residue. The residue was partitioned between ethyl acetate and water, washed with brine, dried (Na₂SO₄), and concentrated to provide crude product. The crude product was purified by MPLC eluting with a gradient of 15-70% ethyl acetate in hexanes to afford (S)-2-(6-bromo-3,4-dihydro-2H-benzo[b][1,4]oxazin-2-yl)ethan-1-ol (1.05 g, 84%).

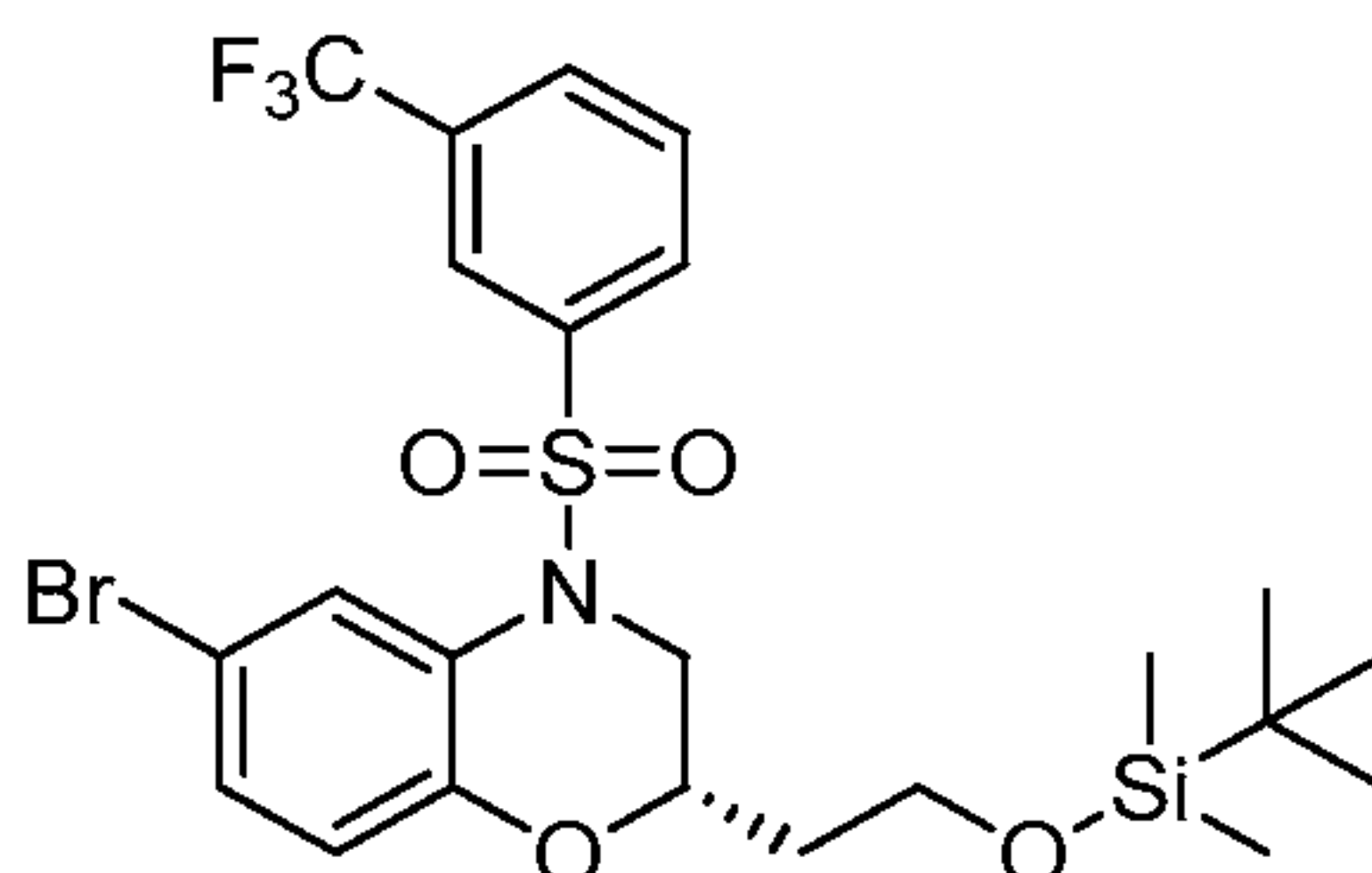
Part IV – Synthesis of (S)-6-Bromo-2-(2-((tert-butyl dimethylsilyl)oxy)ethyl)-3,4-dihydro-2H-benzo[b][1,4]oxazine



[000579] (S)-2-(6-Bromo-3,4-dihydro-2H-benzo[b][1,4]oxazin-2-yl)ethan-1-ol (0.28 g, 1.085 mmol), *tert*-butyldimethylchlorosilane (0.196 g, 1.302 mmol), and imidazole (0.148 g, 2.17 mmol) were dissolved in DMF (4 mL), and the reaction mixture was stirred at room temperature overnight. Next, the reaction mixture was partitioned between water and ethyl acetate, and the organic layer was washed twice more with water, washed with brine, dried (Na₂SO₄), and concentrated onto silica gel. The residue on the silica gel was purified by MPLC eluting with a gradient of 5-30% ethyl acetate in hexanes to afford (S)-6-bromo-2-(2-((*tert*-butyldimethylsilyl)oxy)ethyl)-3,4-dihydro-2H-benzo[b][1,4]oxazine (0.19 g, 47%). ¹H-NMR (400 MHz, DMSO-*d*₆) δ 6.66 (s, 1H), 6.52 (s, 2H), 6.06 (bs, 1H), 4.02 (q, 1H), 3.72 (m, 2H), 3.33 (m, 1H), 2.94 (m, 1H), 1.70 (q, 2H), 0.82 (s, 9H), 0.01 (s, 6H).

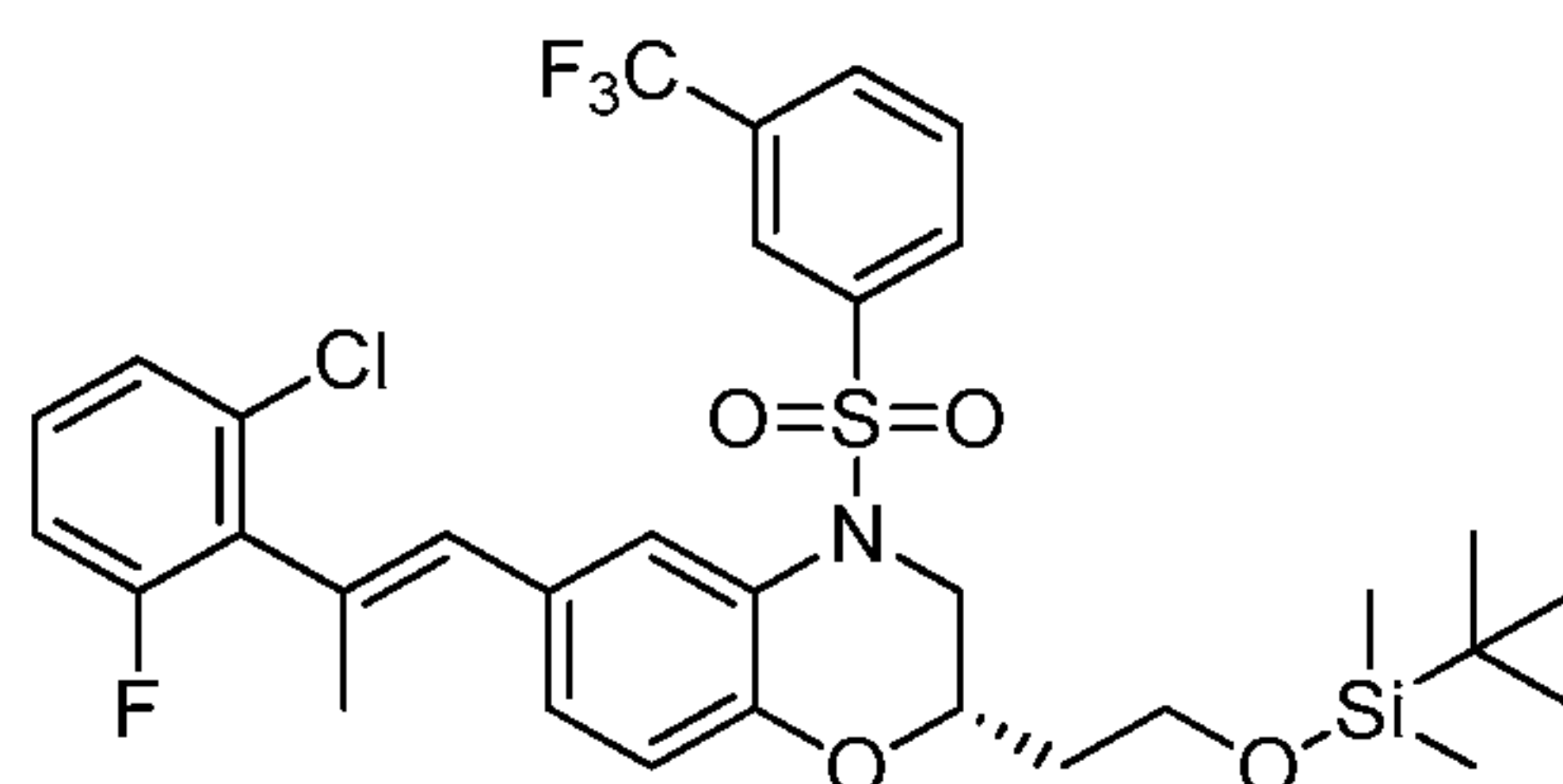
- 350 -

Part V – Synthesis of (*S*)-6-Bromo-2-(2-((*tert*-butyldimethylsilyl)oxy)ethyl)-4-((3-(trifluoromethyl)phenyl)sulfonyl)-3,4-dihydro-2*H*-benzo[*b*][1,4]oxazine



[000580] To a solution of (*S*)-2-(6-bromo-4-((3-(trifluoromethyl)phenyl)sulfonyl)-3,4-dihydro-2*H*-benzo[*b*][1,4]oxazin-2-yl)ethan-1-ol (1.60 g, 4.30 mmol) in pyridine (15 mL) was added 3-(trifluoromethyl)benzenesulfonyl chloride (1.26 g, 5.15 mmol). The mixture was stirred at 50 °C for two hours, cooled, and partitioned between ethyl acetate and 1 M HCl. The organic layer was washed three times with 1 M HCl, brine, and dried (Na₂SO₄). Charcoal was added to the mixture, slurried, and filtered through Celite. The filtrate was concentrated and the resulting residue was purified by MPLC eluting with a gradient of ethyl acetate in hexanes to afford (*S*)-6-bromo-2-(2-((*tert*-butyldimethylsilyl)oxy)ethyl)-4-((3-(trifluoromethyl)phenyl)sulfonyl)-3,4-dihydro-2*H*-benzo[*b*][1,4]oxazine (2.40 g, 100%).

Part VI – Synthesis of (*S,E*)-2-(2-((*tert*-Butyldimethylsilyl)oxy)ethyl)-6-(2-(2-chloro-6-fluorophenyl)prop-1-en-1-yl)-4-((3-(trifluoromethyl)phenyl)sulfonyl)-3,4-dihydro-2*H*-benzo[*b*][1,4]oxazine

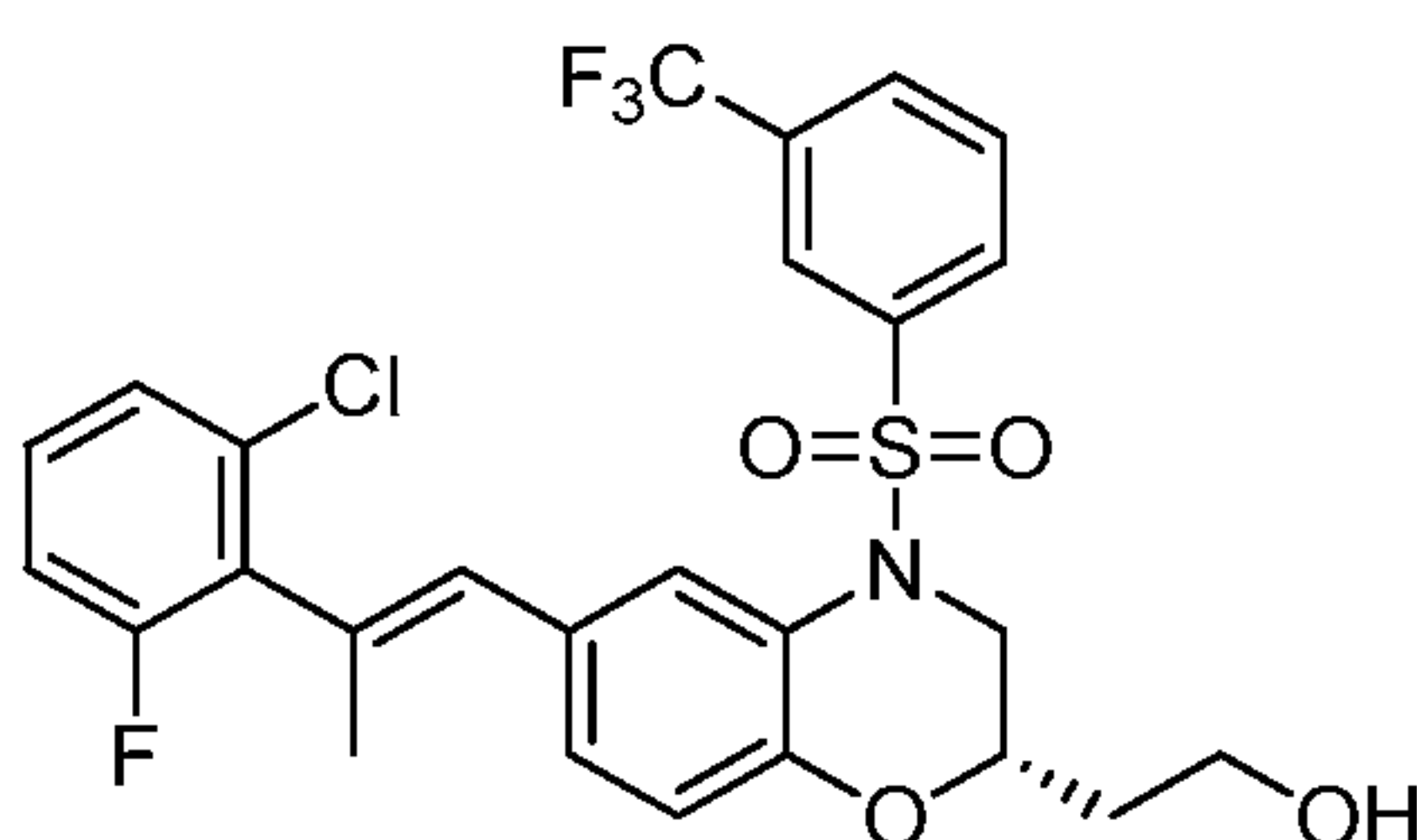


[000581] To degassed mixture of (*S*)-6-bromo-2-(2-((*tert*-butyldimethylsilyl)oxy)ethyl)-4-((3-(trifluoromethyl)phenyl)sulfonyl)-3,4-dihydro-2*H*-benzo[*b*][1,4]oxazine (1.78 g, 6.03 mmol) potassium carbonate (833 mg, 6.03 mmol), (*E*)-2-(2-(2-chloro-6-fluorophenyl)prop-1-en-1-yl)-4,4,5,5-tetramethyl-1,3,2-dioxaborolane (1.788 g, 6.03 mmol), dioxane (25 mL) and water (5 mL) was added [1,1'-bis(diphenylphosphino)ferrocene]dichloropalladium(II) dichloromethane complex (0.328 g, 0.431 mmol). The mixture was heated to 70 °C for five hours. The mixture was cooled and partitioned between ethyl acetate and saturated ammonium

- 351 -

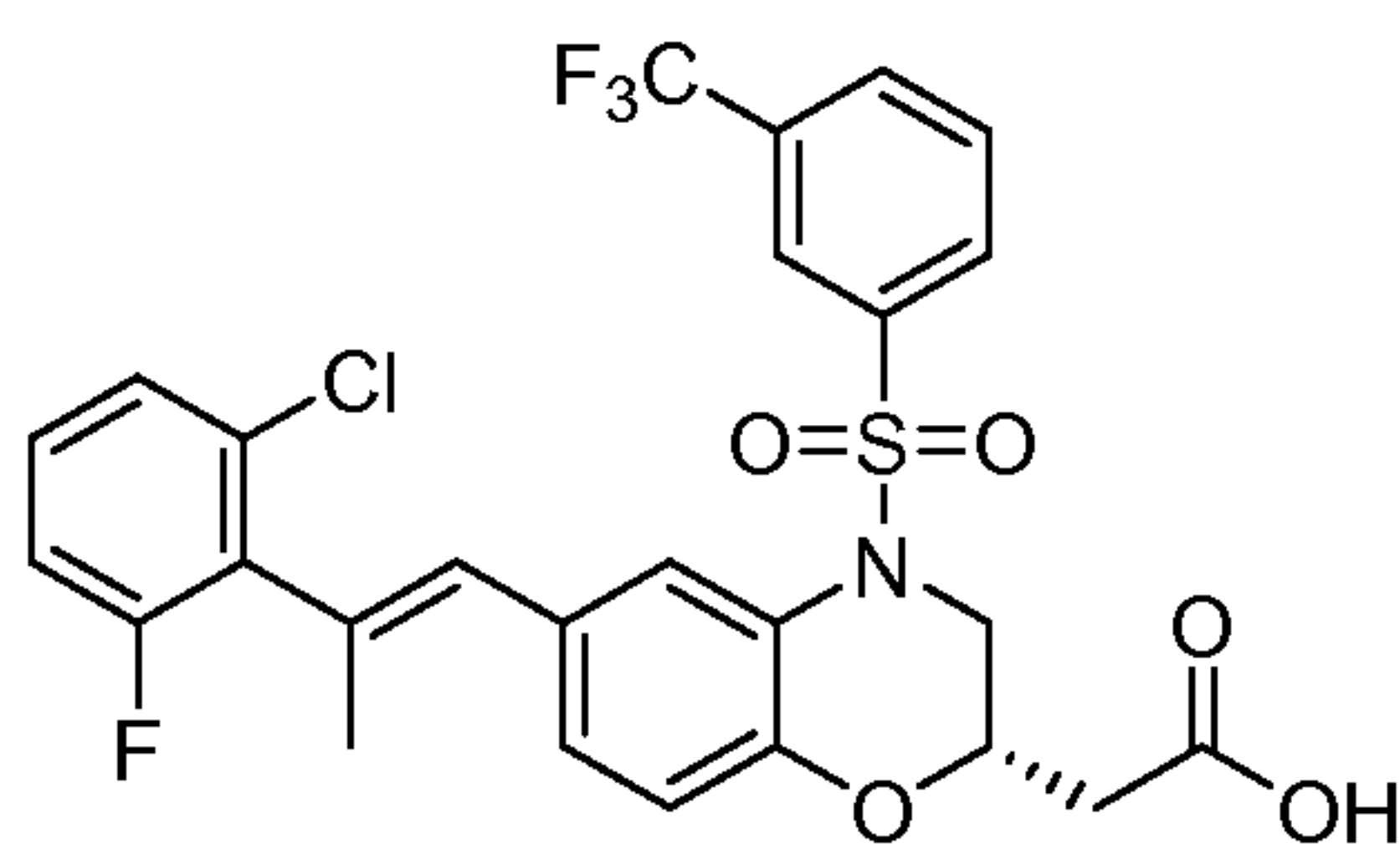
chloride. The organic layer was washed with brine, dried (Na₂SO₄), and concentrated. The resulting residue was purified by MPLC eluting with a gradient of 0-50% ethyl acetate in hexanes to afford (*S,E*)-2-(2-((*tert*-butyldimethylsilyl)oxy)ethyl)-6-(2-(2-chloro-6-fluorophenyl)prop-1-en-1-yl)-4-((3-(trifluoromethyl)phenyl)sulfonyl)-3,4-dihydro-2*H*-benzo[*b*][1,4]oxazine (2.40 g, 83%)

Part VII – Synthesis of (*S,E*)-2-(6-(2-(2-Chloro-6-fluorophenyl)prop-1-en-1-yl)-4-((3-(trifluoromethyl)phenyl)sulfonyl)-3,4-dihydro-2*H*-benzo[*b*][1,4]oxazin-2-yl)ethanol



[000582] To a solution of (*S,E*)-2-(2-((*tert*-butyldimethylsilyl)oxy)ethyl)-6-(2-(2-chloro-6-fluorophenyl)prop-1-en-1-yl)-4-((3-(trifluoromethyl)phenyl)sulfonyl)-3,4-dihydro-2*H*-benzo[*b*][1,4]oxazine (2.40 g, 3.58 mmol) in THF (24 mL) was added a 1 M solution of tetrabutylammonium fluoride (1.40 g, 5.37 mmol) in THF (5.37 mL). The mixture was stirred for one hour, and concentrated onto a small amount of silica. The residue was purified by MPLC eluting with a gradient of 0-100% ethyl acetate in hexanes to afford (*S,E*)-2-(6-(2-(2-chloro-6-fluorophenyl)prop-1-en-1-yl)-4-((3-(trifluoromethyl)phenyl)sulfonyl)-3,4-dihydro-2*H*-benzo[*b*][1,4]oxazin-2-yl)ethanol (1.55 g, 78%). ¹H-NMR (400 MHz, DMSO-*d*₆) δ 8.17 (d, 1H), 8.05 (m, 2H), 7.92 (t, 1H), 7.77 (s, 1H), 7.43 (m, 2H), 7.33 (m, 1H), 7.17 (d, 1H), 6.93 (d, 1H), 6.44 (s, 1H), 4.66 (t, 1H), 4.51 (m, 1H), 3.6-3.3 (m, 4H), 2.15 (s, 3H), 1.75 (m, 2H). MS (ESI+) (M+Na)⁺ 578.17.

20 **EXAMPLE 107** – Synthesis of (*S,E*)-2-(6-(2-(2-Chloro-6-fluorophenyl)prop-1-en-1-yl)-4-((3-(trifluoromethyl)phenyl)sulfonyl)-3,4-dihydro-2*H*-benzo[*b*][1,4]oxazin-2-yl)acetic acid



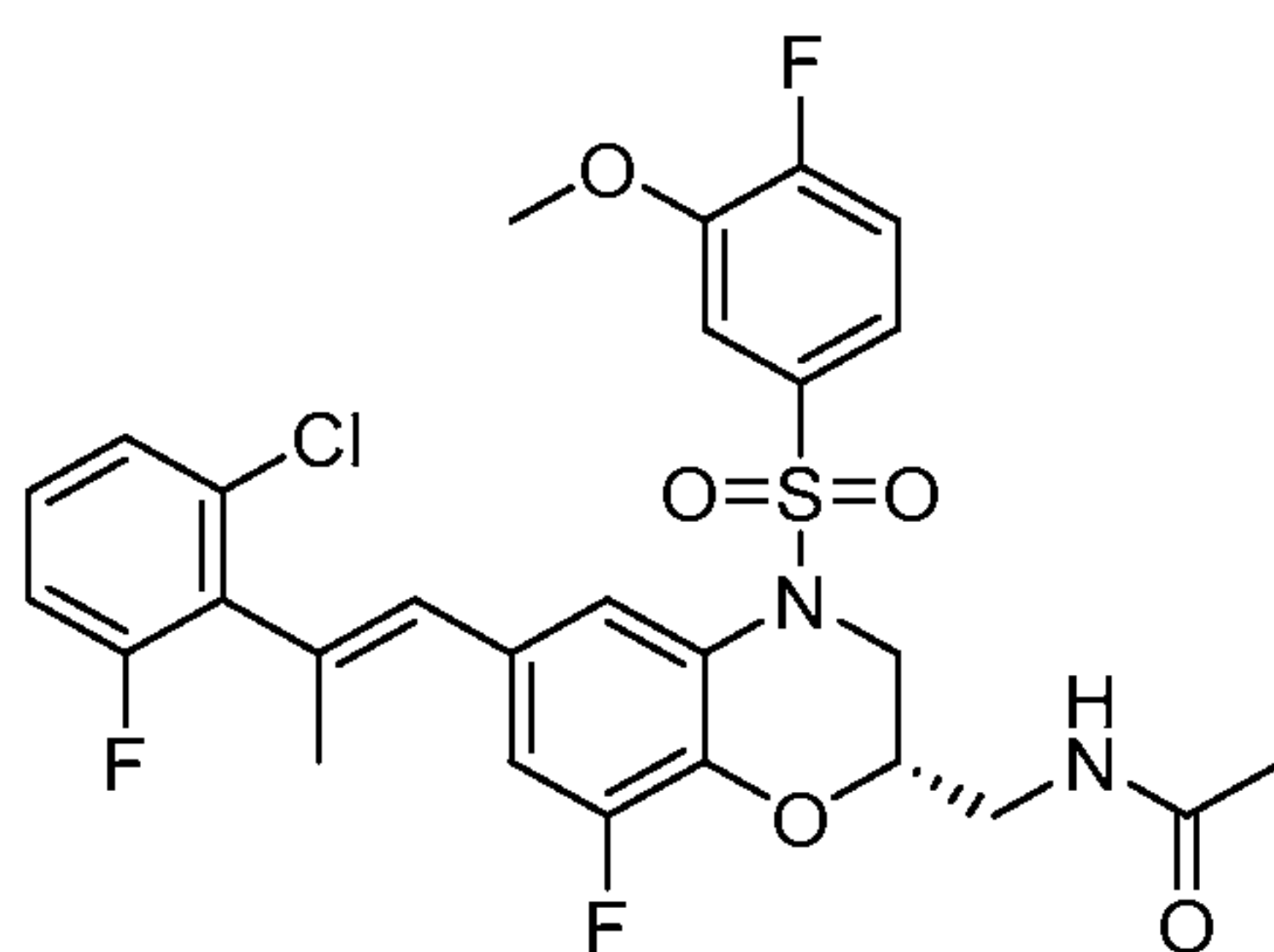
- 352 -

[000583] To a solution of (*S,E*)-2-(6-(2-(2-chloro-6-fluorophenyl)prop-1-en-1-yl)-4-((3-(trifluoromethyl)phenyl)sulfonyl)-3,4-dihydro-2*H*-benzo[*b*][1,4]oxazin-2-yl)ethanol (0.22 g, 0.40 mmol) in acetone (4 mL) was added Jones' reagent dropwise until a red color persisted. The reaction mixture was stirred at room temperature an additional thirty minutes, then

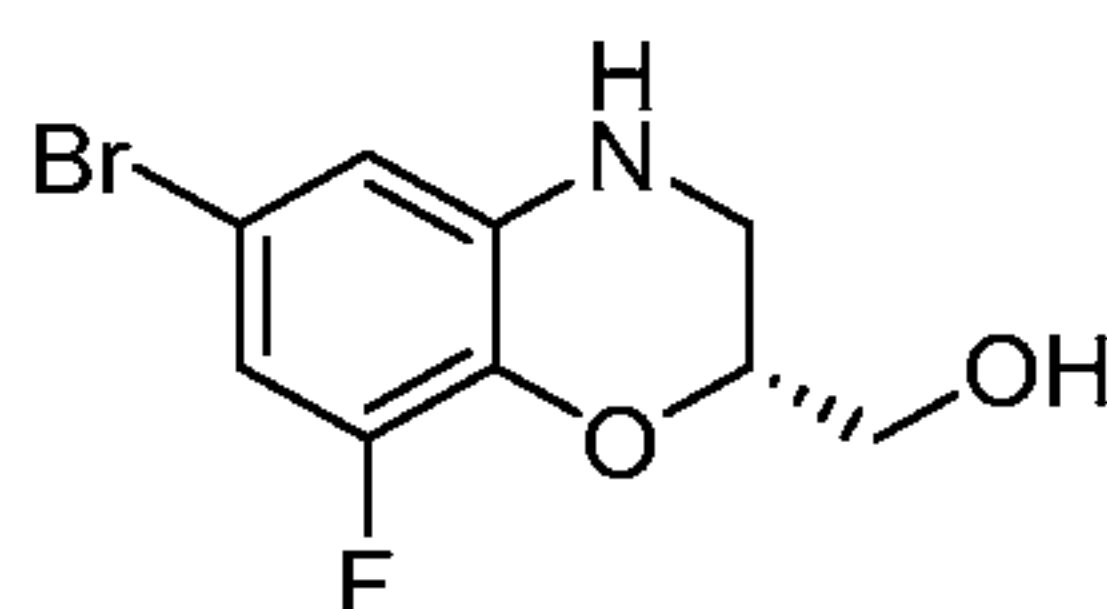
5 isopropanol (1 mL) was added. After stirring for ten more minutes the reaction mixture was concentrated. The resulting residue was purified first by MPLC eluting with a gradient of 0-10% methanol in dichloromethane. The fractions containing the major UV-active component were concentrated and the residue further purified by Prep-HPLC eluting with a gradient of 5-95% acetonitrile in water with 0.1% trifluoroacetic acid to afford (*S,E*)-2-(6-(2-(2-chloro-6-

10 fluorophenyl)prop-1-en-1-yl)-4-((3-(trifluoromethyl)phenyl)sulfonyl)-3,4-dihydro-2*H*-benzo[*b*][1,4]oxazin-2-yl)acetic acid (26 mg, 11%) as a white solid. ¹H-NMR (400 MHz, DMSO-*d*₆) δ 12.6 (br s, 1H), 8.12 (m, 1H), 7.98 (m, 2H), 7.85 (t, 1H), 7.76 (s, 1H), 7.39 (m, 2H), 7.28 (m, 1H), 7.14 (d, 1H), 6.85 (d, 1H), 6.40 (s, 1H), 4.52 (m, 1H), 3.75 (m, 1H), 3.4 (m, 1H), 2.65 (m, 1H), 2.55 (m, 1H), 2.12 (s, 3H). MS (ESI+) (M+Na)⁺ 592.23.

15 **EXAMPLE 108** – Synthesis of (*S,E*)-*N*-((6-(2-(2-Chloro-6-fluorophenyl)prop-1-en-1-yl)-8-fluoro-4-((4-fluoro-3-methoxyphenyl)sulfonyl)-3,4-dihydro-2*H*-benzo[*b*][1,4]oxazin-2-yl)methyl)acetamide



20 **Part I – Synthesis of (*R*)-(6-Bromo-8-fluoro-3,4-dihydro-2*H*-benzo[*b*][1,4]-oxazin-2-yl)methanol**



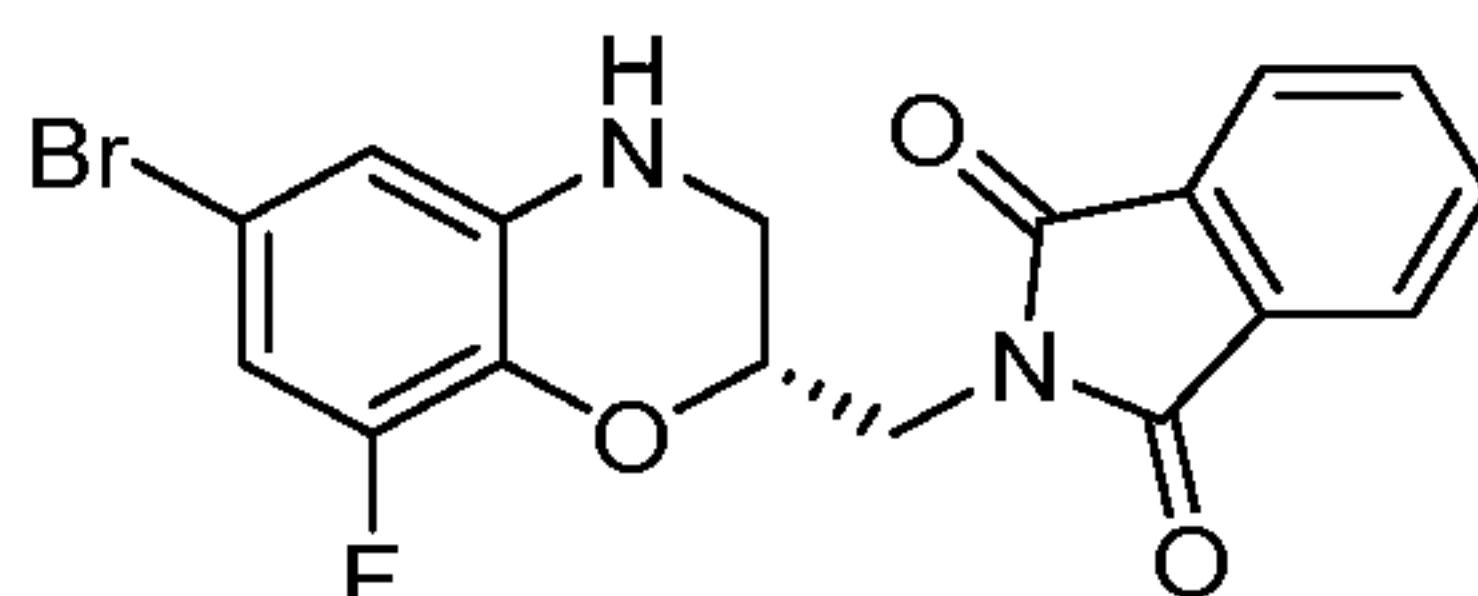
[000584] A mixture of 2-amino-4-bromo-6-fluorophenol (5.0 g, 24.3 mmol) and 2-(*S*)-2-(chloromethyl)oxirane (4.49 g, 48.5 mmol) in ethanol (50 mL) and water (0.5 mL) was stirred

- 353 -

at 60 °C overnight. The reaction mixture was concentrated, then ethanol (50 mL) and potassium carbonate (10.1 g, 72.8 mmol) were added. The reaction mixture was refluxed for three hours, cooled, and filtered through Celite. The filtrate was concentrated and the resulting residue was partitioned between ethyl acetate and water. The organic layer was washed with
 5 brine, dried (Na₂SO₄), and concentrated. The resulting residue was purified by MPLC eluting with a gradient of 0-5% methanol in dichloromethane to afford (*R*)-(6-bromo-8-fluoro-3,4-dihydro-2*H*-benzo[*b*][1,4]-oxazin-2-yl)methanol (2.23 g, 35%).

Part II – Synthesis (*R*)-2-((6-Bromo-8-fluoro-3,4-dihydro-2*H*-benzo[*b*][1,4]oxazin-2-yl)methyl)isoindoline-1,3-dione

10

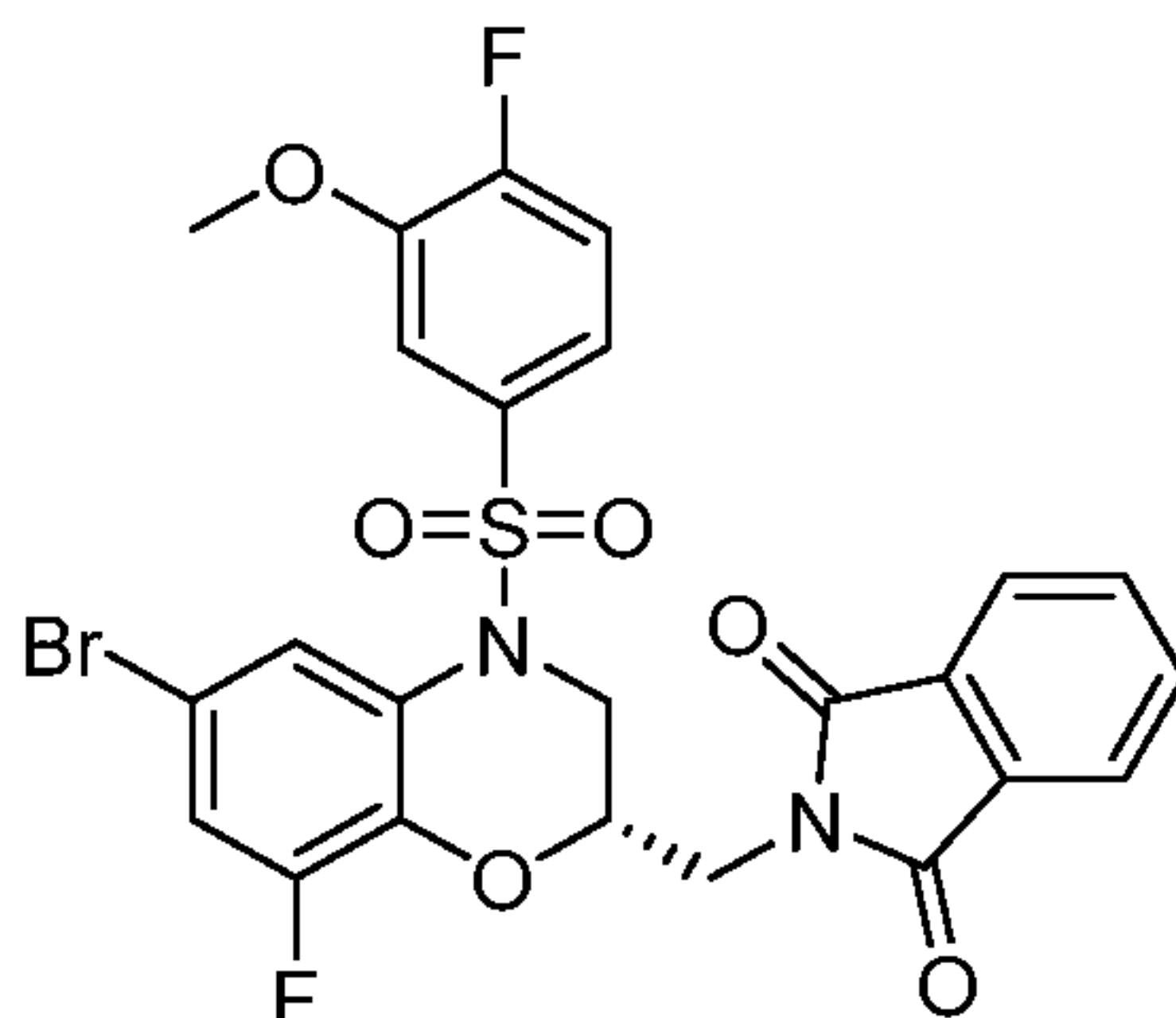


15

[000585] Diisopropyl azodicarboxylate (2.06 g, 10.2 mmol) was added dropwise to a solution of triphenyl phosphine (2.45 g, 9.36 mmol), phthalamide (1.38 g, 9.36 mmol), and (*R*)-(6-bromo-8-fluoro-3,4-dihydro-2*H*-benzo[*b*][1,4]-oxazin-2-yl)methanol (2.23 g, 8.51 mmol) in THF (30 mL) at 0 °C, then warmed to room temperature and stirred overnight. The reaction
 15 mixture was concentrated and purified by MPLC eluting with a gradient of 20-100% ethyl acetate in hexanes. The fractions containing the major UV-active component were concentrated and re-purified by MPLC eluting with a gradient of 0-10% methanol in dichloromethane to afford (*R*)-2-((6-bromo-8-fluoro-3,4-dihydro-2*H*-benzo[*b*][1,4]oxazin-2-yl)methyl)isoindoline-1,3-dione (2.95 g) as a yellow solid.

20

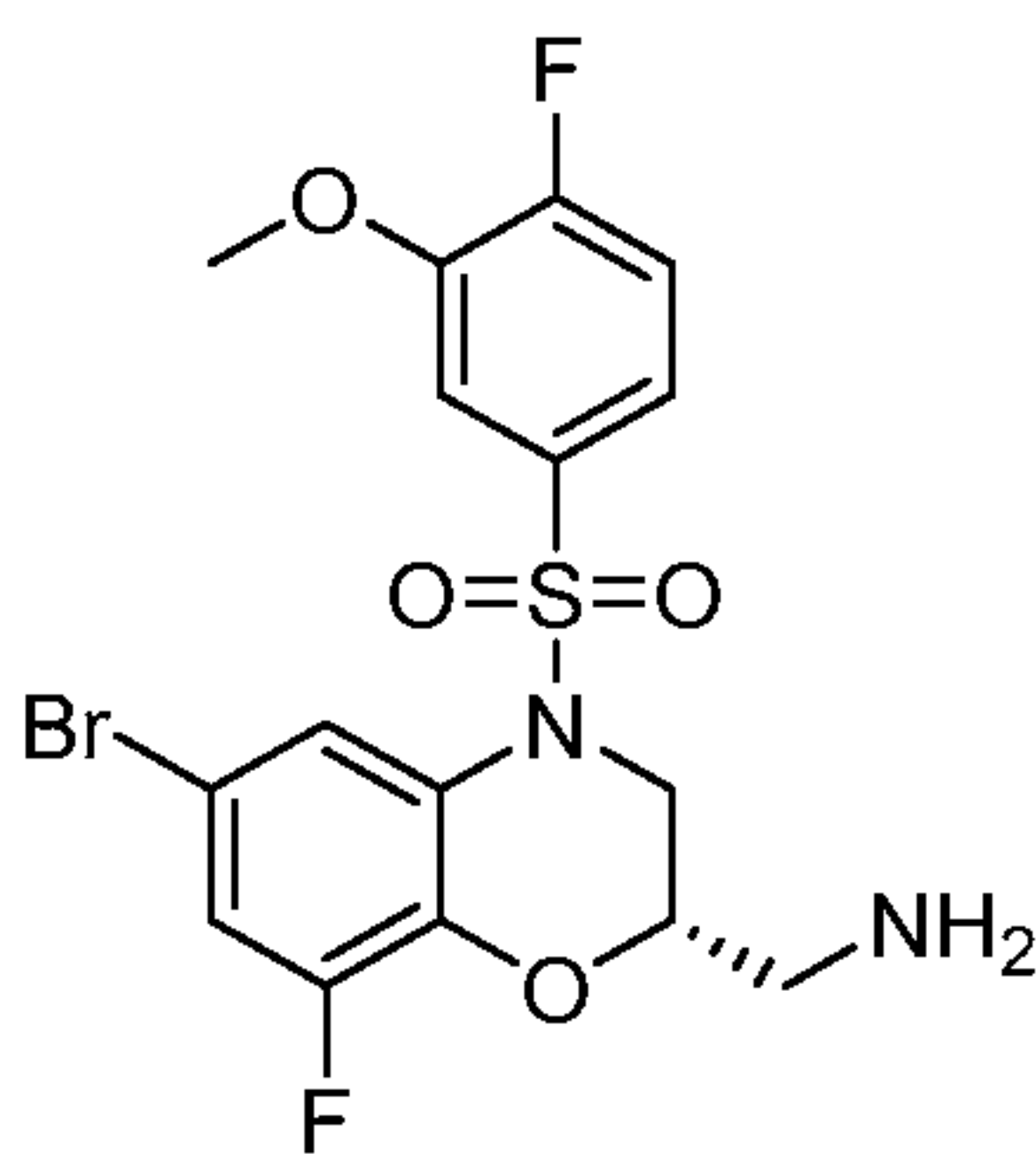
Part III – Synthesis (*S*)-2-((6-Bromo-8-fluoro-4-((4-fluoro-3-methoxyphenyl)sulfonyl)-3,4-dihydro-2*H*-benzo[*b*][1,4]oxazin-2-yl)methyl)isoindoline-1,3-dione



- 354 -

[000586] 4-Fluoro-3-methoxybenzenesulfonyl chloride (287 mg, 1.28 mmol) was added to a solution of (*R*)-2-((6-bromo-8-fluoro-3,4-dihydro-2*H*-benzo[*b*][1,4]oxazin-2-yl)methyl)isoindoline-1,3-dione (500 mg, 1.28 mmol) in pyridine (8 mL), then heated at 50 °C overnight. The reaction mixture was cooled and partitioned between ethyl acetate and 1 M HCl. The organic layer was washed with 1 M HCl, brine, dried (Na₂SO₄), and concentrated. The resulting residue was purified by MPLC eluting with a gradient of 10-100% ethyl acetate in hexanes to afford (*S*)-2-((6-bromo-8-fluoro-4-((4-fluoro-3-methoxyphenyl)sulfonyl)-3,4-dihydro-2*H*-benzo[*b*][1,4]oxazin-2-yl)methyl)isoindoline-1,3-dione (290 mg, 39%) as a white solid.

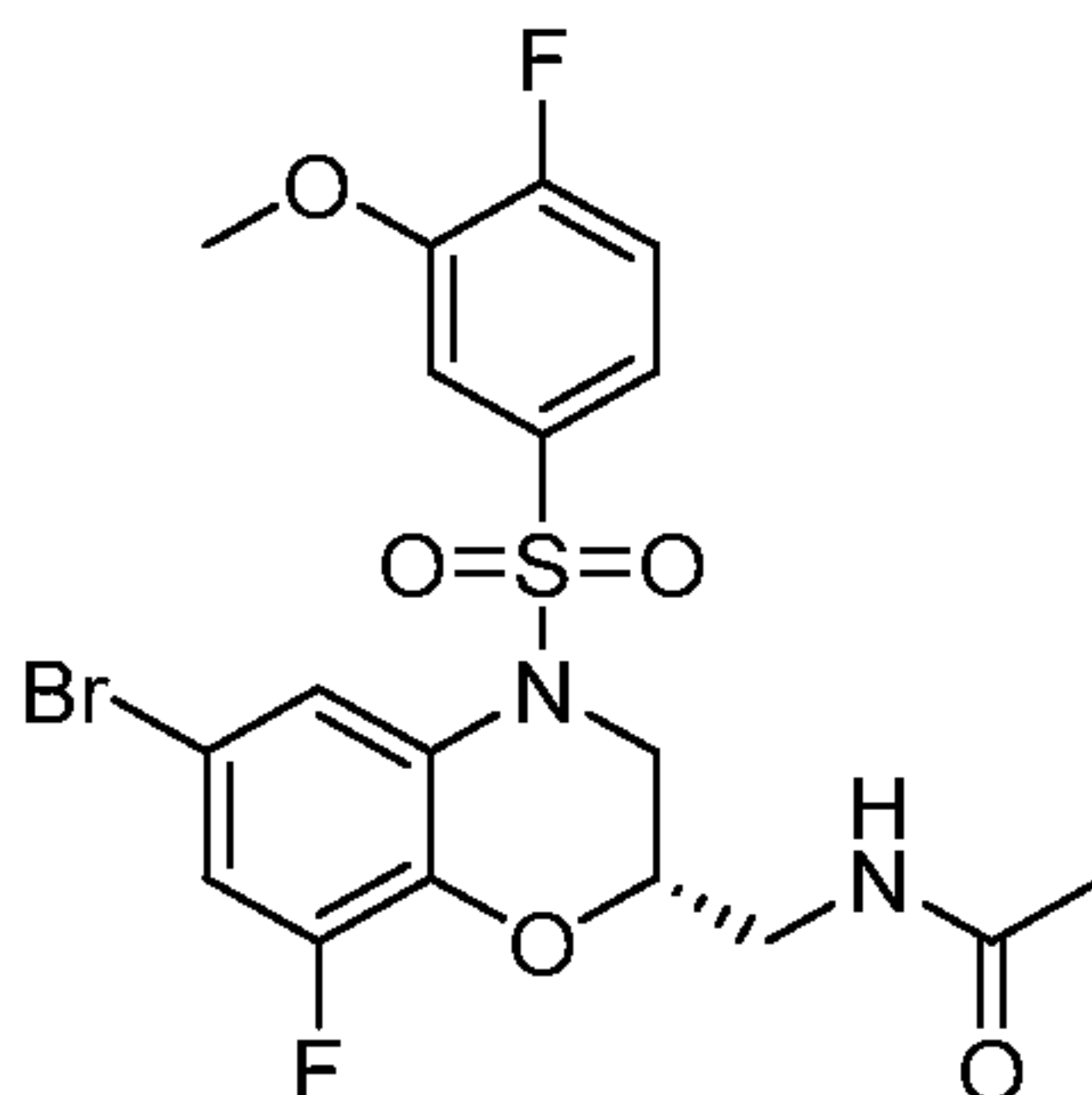
10 **Part IV – Synthesis (*S*)-(6-Bromo-8-fluoro-4-((4-fluoro-3-methoxyphenyl)sulfonyl)-3,4-dihydro-2*H*-benzo[*b*][1,4]oxazin-2-yl)methanamine**



[000587] A mixture of (*S*)-2-((6-bromo-8-fluoro-4-((4-fluoro-3-methoxyphenyl)sulfonyl)-3,4-dihydro-2*H*-benzo[*b*][1,4]oxazin-2-yl)methyl)isoindoline-1,3-dione (290 mg, 0.50 mmol) and hydrazine hydrate (125 mg, 2.50 mmol) in ethanol (5 mL) was heated to 60 °C overnight. The reaction mixture was cooled, filtered, and the filtrate concentrated. The residue was partitioned between ethyl acetate and brine. The organic layer was dried (Na₂SO₄) and concentrated to afford (*S*)-(6-bromo-8-fluoro-4-((4-fluoro-3-methoxyphenyl)sulfonyl)-3,4-dihydro-2*H*-benzo[*b*][1,4]oxazin-2-yl)methanamine (180 mg, 80%).

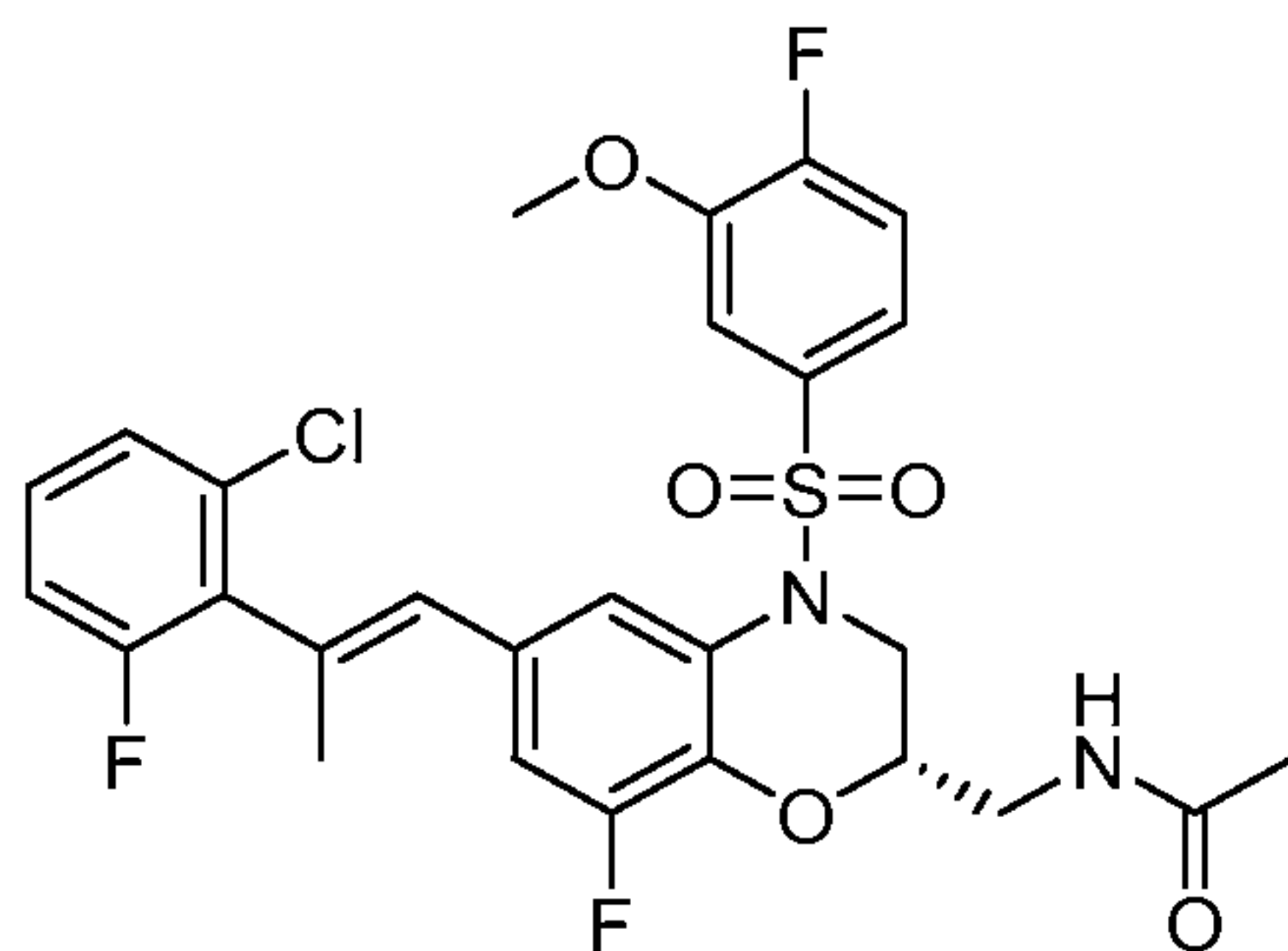
- 355 -

Part V – Synthesis (*S*)-*N*-((6-Bromo-8-fluoro-4-((4-fluoro-3-methoxyphenyl)sulfonyl)-3,4-dihydro-2*H*-benzo[*b*][1,4]oxazin-2-yl)methyl)acetamide



[000588] Acetic anhydride (40 mg, 0.4 mmol) was added to a solution of (*S*)-(6-bromo-8-fluoro-4-((4-fluoro-3-methoxyphenyl)sulfonyl)-3,4-dihydro-2*H*-benzo[*b*][1,4]oxazin-2-yl)methanamine (180 mg, 0.40 mmol) in THF (3 mL). The mixture was stirred one hour at room temperature and concentrated. The resulting residue was purified by MPLC eluting with a gradient of 10-100% ethyl acetate in hexanes to afford (*S*)-*N*-((6-bromo-8-fluoro-4-((4-fluoro-3-methoxyphenyl)sulfonyl)-3,4-dihydro-2*H*-benzo[*b*][1,4]oxazin-2-yl)methyl)acetamide (95 mg, 48%).

Part VI – Synthesis (*S,E*)-*N*-((6-(2-(2-Chloro-6-fluorophenyl)prop-1-en-1-yl)-8-fluoro-4-((4-fluoro-3-methoxyphenyl)sulfonyl)-3,4-dihydro-2*H*-benzo[*b*][1,4]oxazin-2-yl)methyl)acetamide



[000589] A mixture of (*S*)-*N*-((6-bromo-8-fluoro-4-((4-fluoro-3-methoxyphenyl)sulfonyl)-3,4-dihydro-2*H*-benzo[*b*][1,4]oxazin-2-yl)methyl)acetamide (90 mg, 0.18 mmol), potassium carbonate (40 mg, 0.27 mmol), [1,1'-bis(diphenylphosphino)ferrocene]dichloropalladium(II) dichloromethane complex (10 mg, 0.02 mmol), (*E*)-2-(2-(2-chloro-6-fluorophenyl)prop-1-en-1-yl)-4,4,5,5-tetramethyl-1,3,2-dioxaborolane (70 mg, 0.22 mmol) in dioxane (2 mL), and water (0.5 mL) was heated to 80 °C

- 356 -

for four hours. The reaction mixture was cooled and partitioned between water and ethyl acetate. The organic layer was washed with brine, dried (Na₂SO₄), and concentrated. The resulting residue was purified by MPLC eluting with a gradient of ethyl acetate in hexanes to afford (*S,E*)-*N*-(((6-(2-(2-chloro-6-fluorophenyl)prop-1-en-1-yl)-8-fluoro-4-((4-fluoro-3-methoxyphenyl)sulfonyl)-3,4-dihydro-2*H*-benzo[*b*][1,4]oxazin-2-yl)methyl)acetamide (25 mg, 23%) as a white solid. ¹H-NMR (400 MHz, DMSO-*d*₆) δ 8.10 (t, 1H), 7.60 (s, 1H), 7.44 (m, 1H), 7.37 (m, 3H), 7.24 (m, 2H), 7.14 (dd, 1H), 6.37 (s, 1H), 4.37 (m, 1H), 3.82 (s, 3H), 3.45-3.3 (m, 3H), 3.18 (m, 1H), 2.12 (s, 3H), 1.82 (s, 3H). MS (ESI+) (M+Na)⁺ 603.15.

EXAMPLE 109 – Preparation of Additional Substituted Dihydro-2*H*-benzo[*b*][1,4]oxazin-2-yl)methyl)acetamides

[000590] Compounds in Table 13 were prepared based on experimental procedures described in Examples 87, 108, and 132, and the detailed description.

TABLE 13

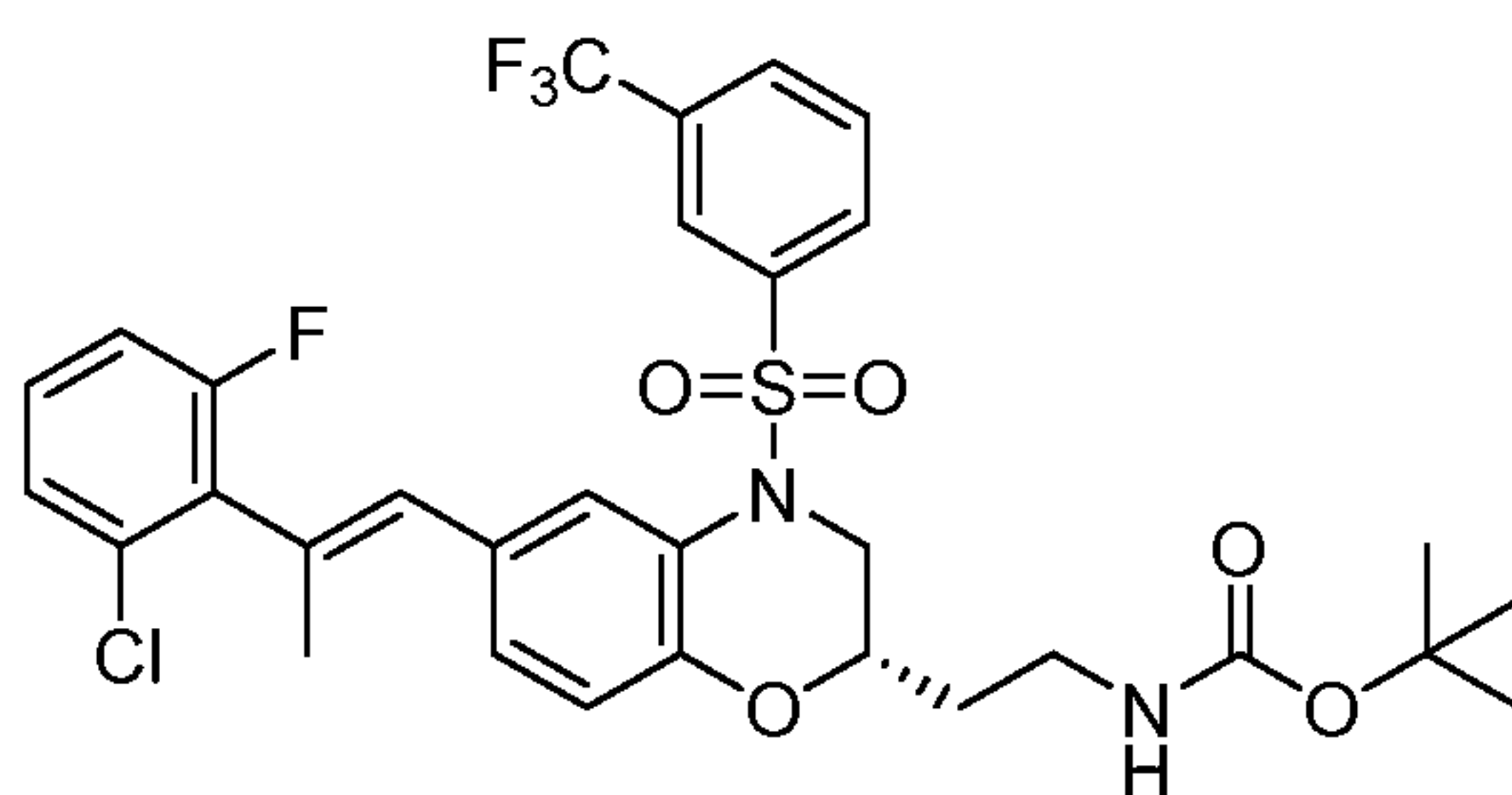
No.	Structure	Name	Observed m/z
109A		(<i>S,E</i>)- <i>N</i> -(((4-((3-chloro-1-ethyl-1 <i>H</i> -pyrazol-4-yl)sulfonyl)-6-(2-(2-chloro-6-fluorophenyl)prop-1-en-1-yl)-8-fluoro-3,4-dihydro-2 <i>H</i> -benzo[<i>b</i>][1,4]oxazin-2-yl)methyl)acetamide	585 (M+H) ⁺
109B		(<i>S,E</i>)- <i>N</i> -(((6-(2-(2-chloro-6-fluorophenyl)prop-1-en-1-yl)-4-((4-fluoro-3-methoxyphenyl)sulfonyl)-3,4-dihydro-2 <i>H</i> -benzo[<i>b</i>][1,4]oxazin-2-yl)methyl)acetamide	563 (M+H) ⁺

- 357 -

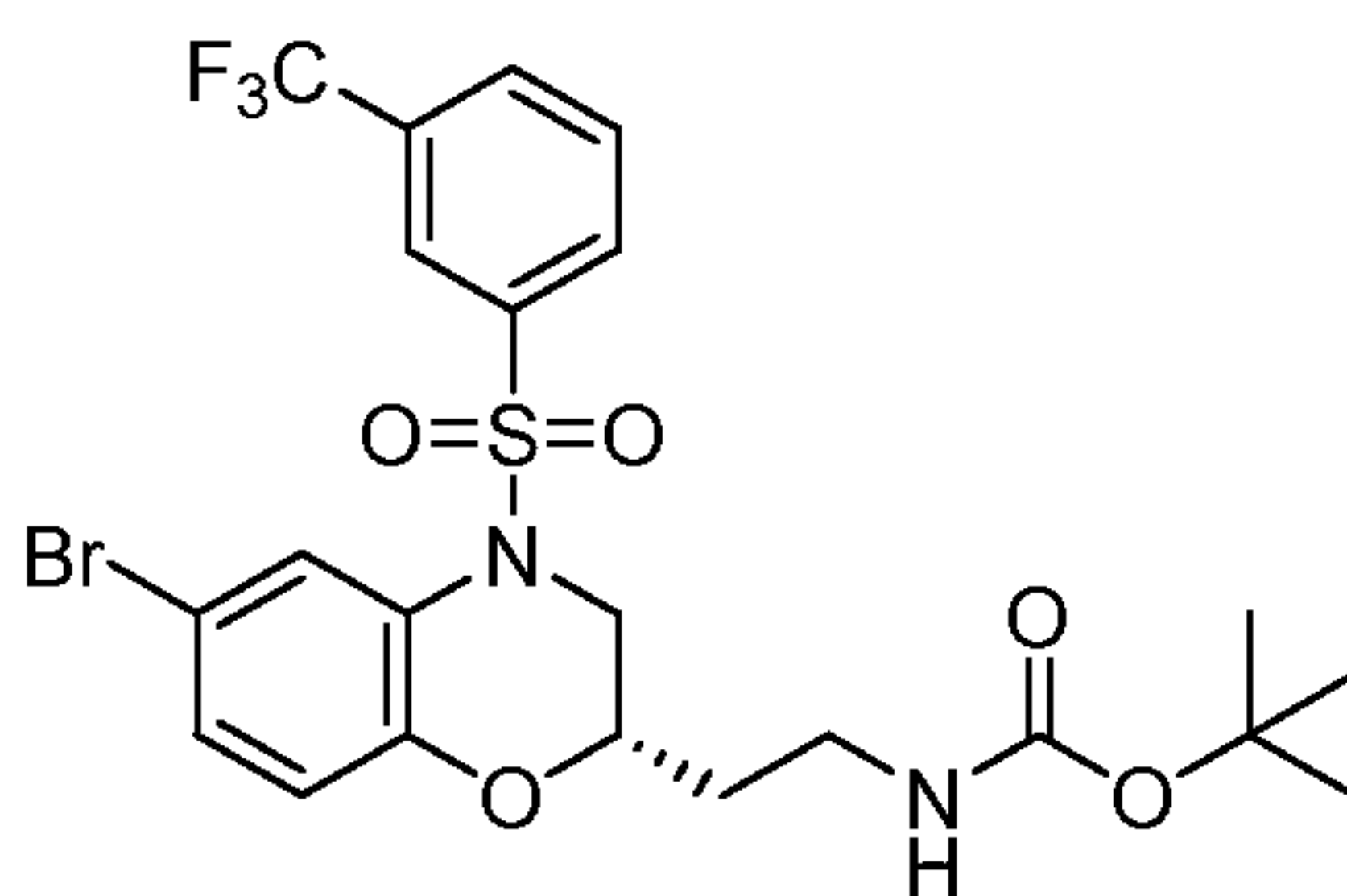
No.	Structure	Name	Observed m/z
109C		(S,E)-N-((6-(2-(2-chloro-6-fluorophenyl)prop-1-en-1-yl)-4-((3-(trifluoromethyl)phenyl)sulfonyl)-3,4-dihydro-2H-benzo[b][1,4]oxazin-2-yl)methyl)acetamide	583 (M+H) ⁺
109D		(S,E)-N-((4-((3-chloro-1-ethyl-1H-pyrazol-4-yl)sulfonyl)-6-(2-chloro-6-fluorostyryl)-3,4-dihydro-2H-benzo[b][1,4]oxazin-2-yl)methyl)acetamide	553 (M+H) ⁺
109E		(S,E)-N-((4-((3-chloro-1-ethyl-1H-pyrazol-4-yl)sulfonyl)-6-(2-(3-chloropyridin-2-yl)vinyl)-3,4-dihydro-2H-benzo[b][1,4]oxazin-2-yl)methyl)acetamide	536 (M+H) ⁺
109F		(S,E)-4-(((6-(2-chloro-6-fluorostyryl)-4-((2-ethoxy-5-(trifluoro-methyl)pyridin-3-yl)sulfonyl)-3,4-dihydro-2H-benzo[b][1,4]oxazin-2-yl)methyl)amino)-4-oxobutanoic acid	672 (M+H) ⁺

- 358 -

EXAMPLE 110 – Synthesis of *tert*-Butyl (*S,E*)-(2-(6-(2-(2-chloro-6-fluorophenyl)prop-1-en-1-yl)-4-((3-(trifluoromethyl)phenyl)sulfonyl)-3,4-dihydro-2*H*-benzo[*b*][1,4]oxazin-2-yl)ethyl)carbamate



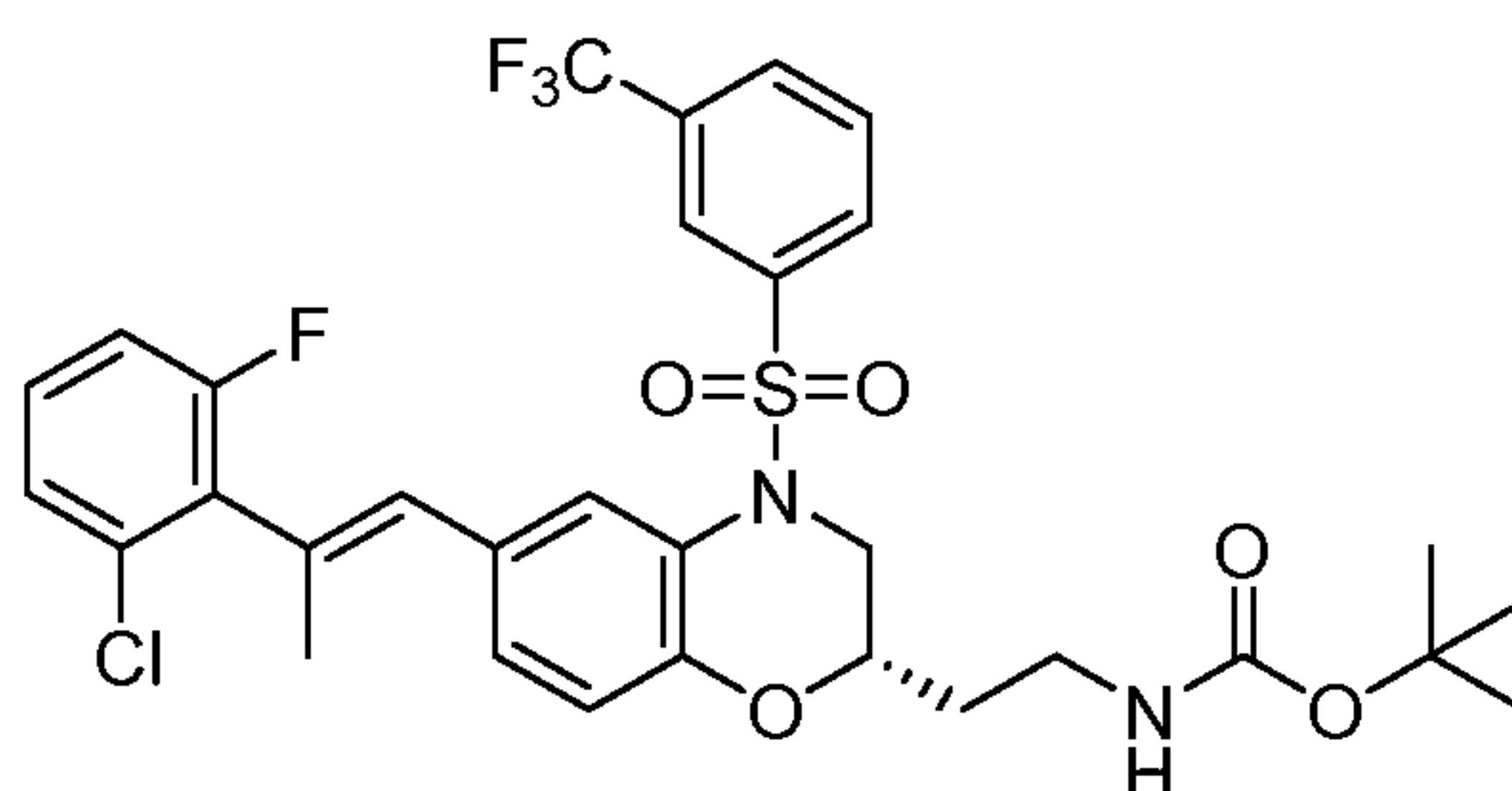
5 **Part I** – Synthesis of *tert*-Butyl (*S*)-(2-(6-bromo-4-((3-(trifluoromethyl)phenyl)sulfonyl)-3,4-dihydro-2*H*-benzo[*b*][1,4]oxazin-2-yl)ethyl)carbamate



[000591] Diphenylphosphoryl azide (1.23 g, 4.47 mmol) was added to a mixture of (*S*)-3-(6-bromo-4-((3-(trifluoromethyl)phenyl)sulfonyl)-3,4-dihydro-2*H*-benzo[*b*][1,4]oxazin-2-yl)propanoic acid (1.84 g, 3.72 mmol), dioxane (24 mL), *tert*-butyl alcohol (1.38g, 18.6 mmol) and triethylamine (0.83 g, 8.19 mmol) at room temperature. The mixture was heated to 100 °C for three hours, then cooled, filtered, and partitioned between ethyl acetate and 1 M HCl. The organic layer was dried (Na₂SO₄) and concentrated. The resulting residue was purified by MPLC eluting with a gradient of 0-50% ethyl acetate in hexanes to afford *tert*-butyl (*S*)-(2-(6-bromo-4-((3-(trifluoromethyl)phenyl)sulfonyl)-3,4-dihydro-2*H*-benzo[*b*][1,4]oxazin-2-yl)ethyl)carbamate (0.40 g, 19%) as a white solid.

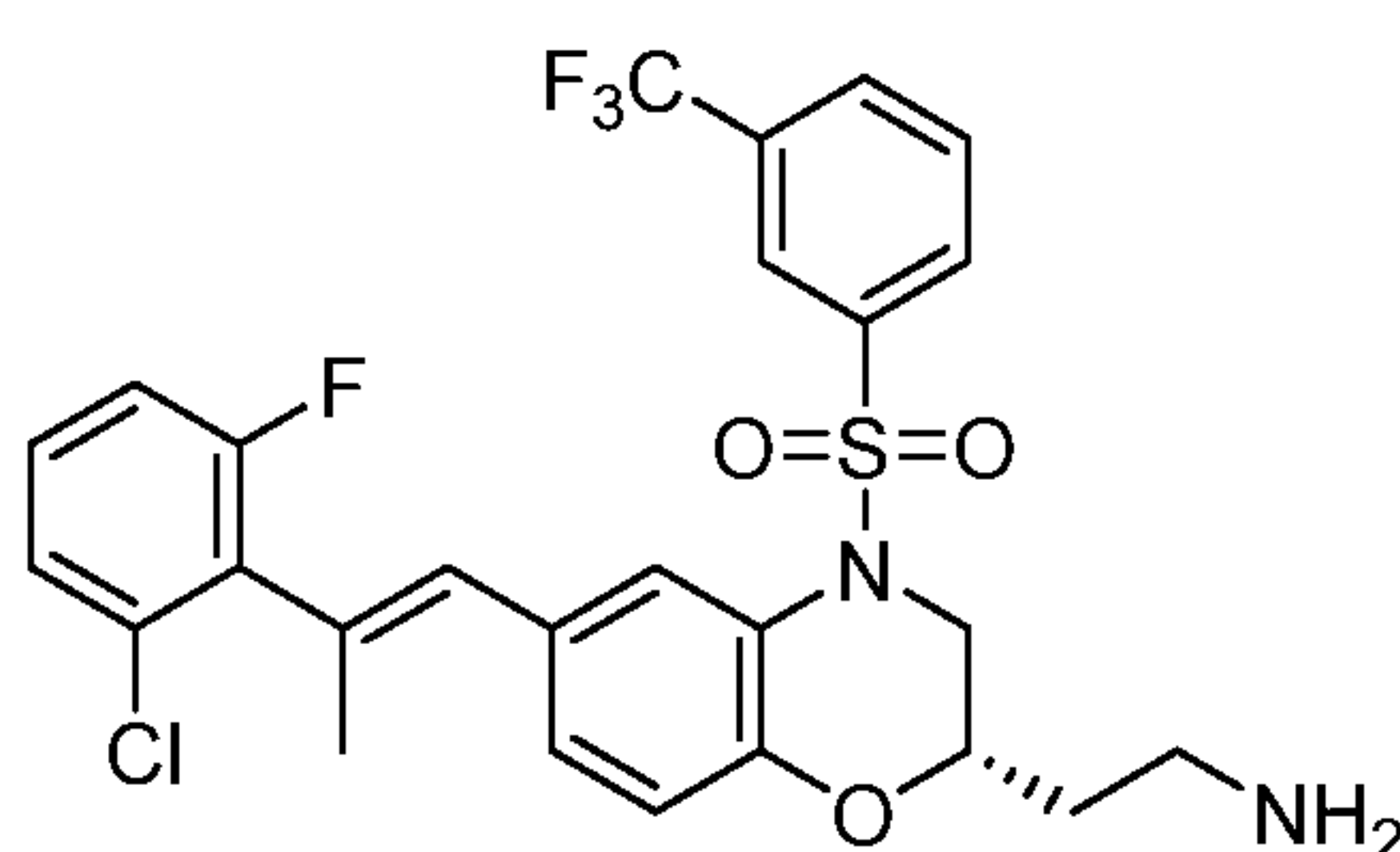
- 359 -

Part II – Synthesis of *tert*-Butyl (*S,E*)-(2-(6-(2-(2-chloro-6-fluorophenyl)prop-1-en-1-yl)-4-((3-(trifluoromethyl)phenyl)sulfonyl)-3,4-dihydro-2*H*-benzo[*b*][1,4]oxazin-2-yl)ethyl)carbamate



- 5 **[000592]** A mixture of *tert*-butyl (*S*)-(2-(6-bromo-4-((3-(trifluoromethyl)phenyl)sulfonyl)-3,4-dihydro-2*H*-benzo[*b*][1,4]oxazin-2-yl)ethyl)carbamate (400 mg, 0.71 mmol), potassium carbonate (160 mg, 1.13 mmol), [1,1'-bis(diphenylphosphino)ferrocene]dichloropalladium(II) dichloromethane complex (50 mg, 0.07 mmol), (*E*)-2-(2-(2-chloro-6-fluorophenyl)prop-1-en-1-yl)-4,4,5,5-tetramethyl-1,3,2-dioxaborolane (340 mg, 1.13 mmol) in dioxane (15 mL) and
- 10 water (3 mL) was heated to 70 °C overnight. The reaction mixture was cooled and partitioned between saturated ammonium chloride and ethyl acetate. The organic layer was washed with brine, dried (Na₂SO₄), and concentrated. The resulting residue was purified by MPLC eluting with a gradient of 0-60% ethyl acetate in hexanes to afford *tert*-butyl (*S,E*)-(2-(6-(2-(2-chloro-6-fluorophenyl)prop-1-en-1-yl)-4-((3-(trifluoromethyl)phenyl)sulfonyl)-3,4-dihydro-2*H*-
- 15 benzo[*b*][1,4]oxazin-2-yl)ethyl)carbamate (290 mg, 61%) as a white solid. ¹H-NMR (400 MHz, DMSO-*d*₆) δ 8.10 (m, 2H), 8.02 (s, 1H), 7.86 (t, 1H), 7.65 (s, 1H), 7.37 (m, 2H), 7.26 (m, 1H), 7.10 (d, 1H), 6.85 (m, 2H), 6.36 (s, 1H), 4.35 (d, 1H), 3.61 (m, 1H), 3.42 (m, 1H), 3.0 (m, 2H), 2.06 (s, 3H), 1.72 (m, 2H), 1.34 (s, 9H). MS (ESI+) (M+Na)⁺ 677.32.

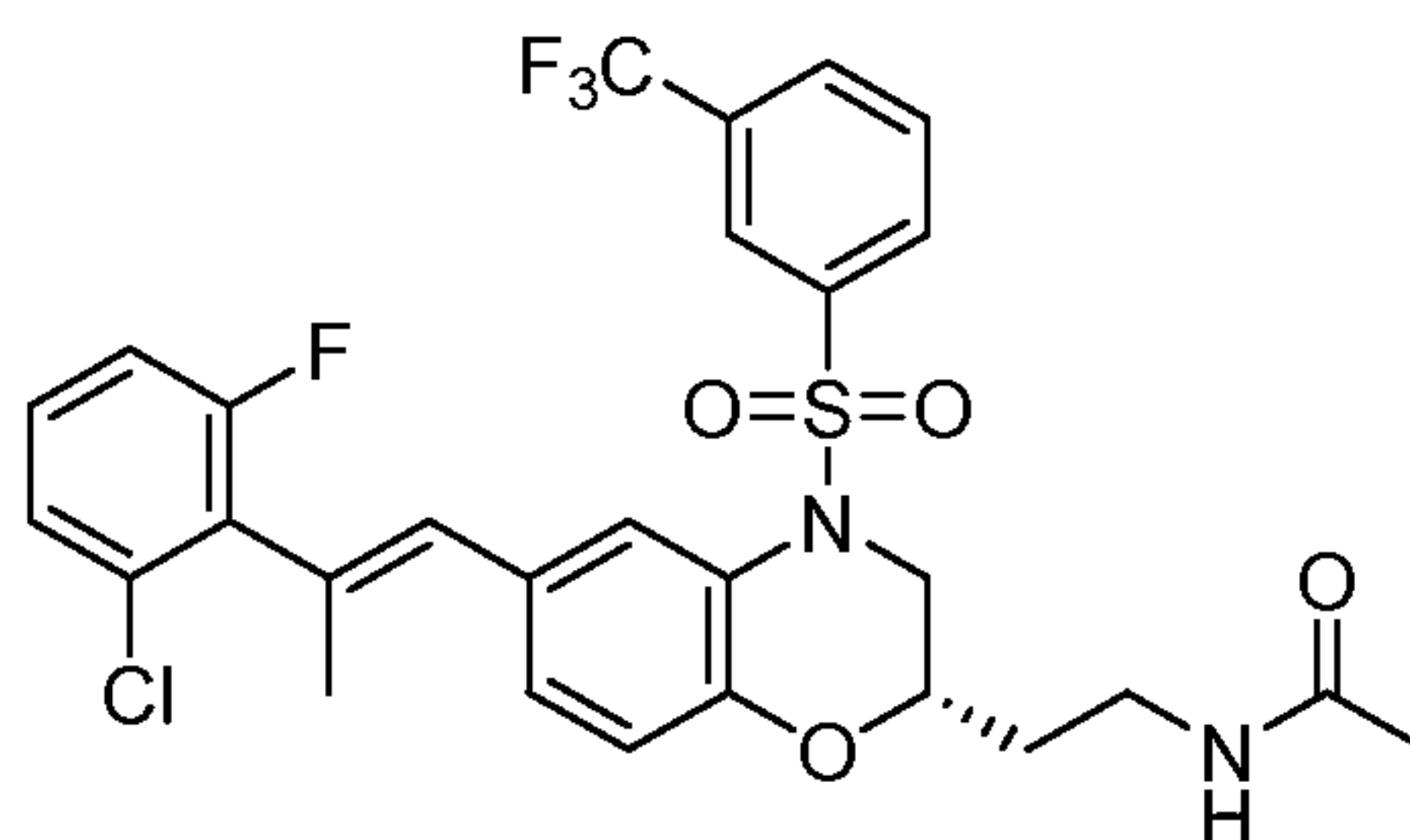
- EXAMPLE 111 – Synthesis of (*S,E*)-2-(6-(2-(2-Chloro-6-fluorophenyl)prop-1-en-1-yl)-4-((3-(trifluoromethyl)phenyl)sulfonyl)-3,4-dihydro-2*H*-benzo[*b*][1,4]oxazin-2-yl)ethan-1-amine**
- 20



- 360 -

[000593] A mixture of *tert*-butyl (*S,E*)-2-(6-(2-(2-chloro-6-fluorophenyl)prop-1-en-1-yl)-4-((3-(trifluoromethyl)phenyl)sulfonyl)-3,4-dihydro-2*H*-benzo[*b*][1,4]oxazin-2-yl)ethyl)carbamate (270 mg, 0.41 mmol) in 4 M HCl in dioxane (4 mL) was stirred at room temperature for one hour, then concentrated to afford (*S,E*)-2-(6-(2-(2-chloro-6-fluorophenyl)prop-1-en-1-yl)-4-((3-(trifluoromethyl)phenyl)sulfonyl)-3,4-dihydro-2*H*-benzo[*b*][1,4]oxazin-2-yl)ethan-1-amine as the hydrochloride salt (240 mg) as white solid. ¹H-NMR (400 MHz, DMSO-*d*₆) δ 8.12 (m, 3H), 7.88 (t, 1H), 7.79 (br s, 2H), 7.59 (s, 1H), 7.37 (m, 2H), 7.27 (m, 1H), 7.10 (d, 1H), 6.88 (m, 1H), 6.36 (s, 1H), 4.40 (dd, 1H), 3.88 (m, 1H), 3.55 (m, 1H), 2.94 (m, 2H), 2.04 (s, 3H), 1.98 (m, 1H), 1.84 (m, 1H). MS (ESI+) (M+H)⁺ 555.18.

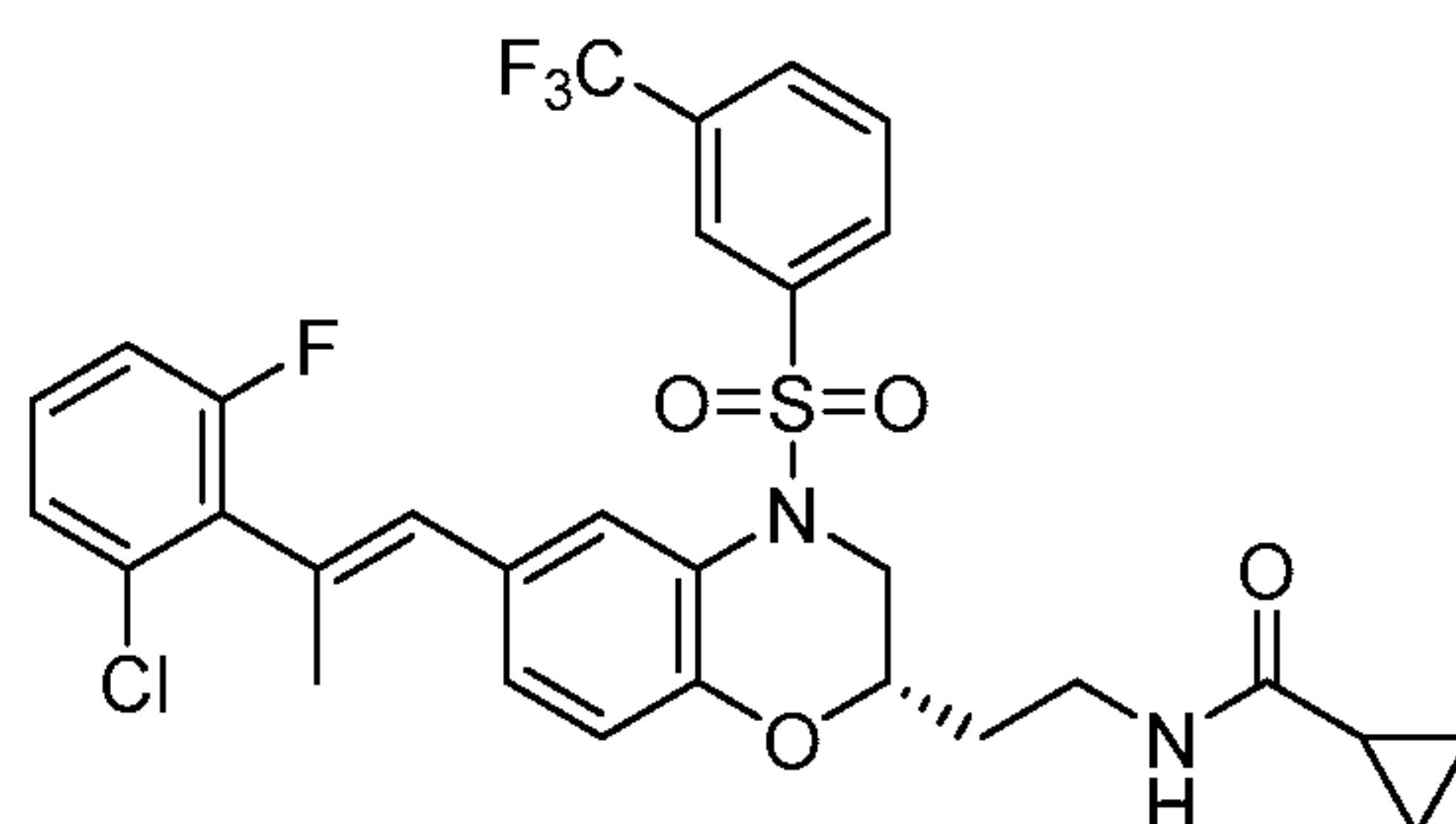
10 **EXAMPLE 112** – Synthesis of (*S,E*)-*N*-(2-(6-(2-(2-Chloro-6-fluorophenyl)prop-1-en-1-yl)-4-((3-(trifluoromethyl)phenyl)sulfonyl)-3,4-dihydro-2*H*-benzo[*b*][1,4]oxazin-2-yl)ethyl)acetamide



[000594] Acetic anhydride (10 mg, 0.09 mmol) was added to a solution of (*S,E*)-2-(6-(2-(2-chloro-6-fluorophenyl)prop-1-en-1-yl)-4-((3-(trifluoromethyl)phenyl)sulfonyl)-3,4-dihydro-2*H*-benzo[*b*][1,4]oxazin-2-yl)ethan-1-amine hydrochloride salt (40 mg, 0.078 mmol), *N,N*-diisopropylethylamine (30 mg, 0.23 mmol), and THF (0.5 mL). The mixture was stirred for one hour and concentrated. The resulting residue was purified by MPLC eluting with a gradient of 0-60% ethyl acetate in hexanes to afford (*S,E*)-*N*-(2-(6-(2-(2-chloro-6-fluorophenyl)prop-1-en-1-yl)-4-((3-(trifluoromethyl)phenyl)sulfonyl)-3,4-dihydro-2*H*-benzo[*b*][1,4]oxazin-2-yl)ethyl)acetamide (32 mg, 68%) as a white solid. ¹H-NMR (400 MHz, DMSO-*d*₆) δ 8.10 (m, 2H), 8.01 (s, 1H), 7.87 (m, 2H), 7.66 (s, 1H), 7.37 (m, 2H), 7.27 (m, 1H), 7.09 (dd, 1H), 6.88 (d, 1H), 6.37 (s, 1H), 4.36 (m, 1H), 3.60 (m, 1H), 3.42 (m, 1H), 3.20 (m, 1H), 3.18 (m, 1H), 2.07 (s, 3H), 1.78 (s, 3H), 1.73 (m, 1H), 1.65 (m, 1H). MS (ESI+) (M+Na)⁺ 619.13.

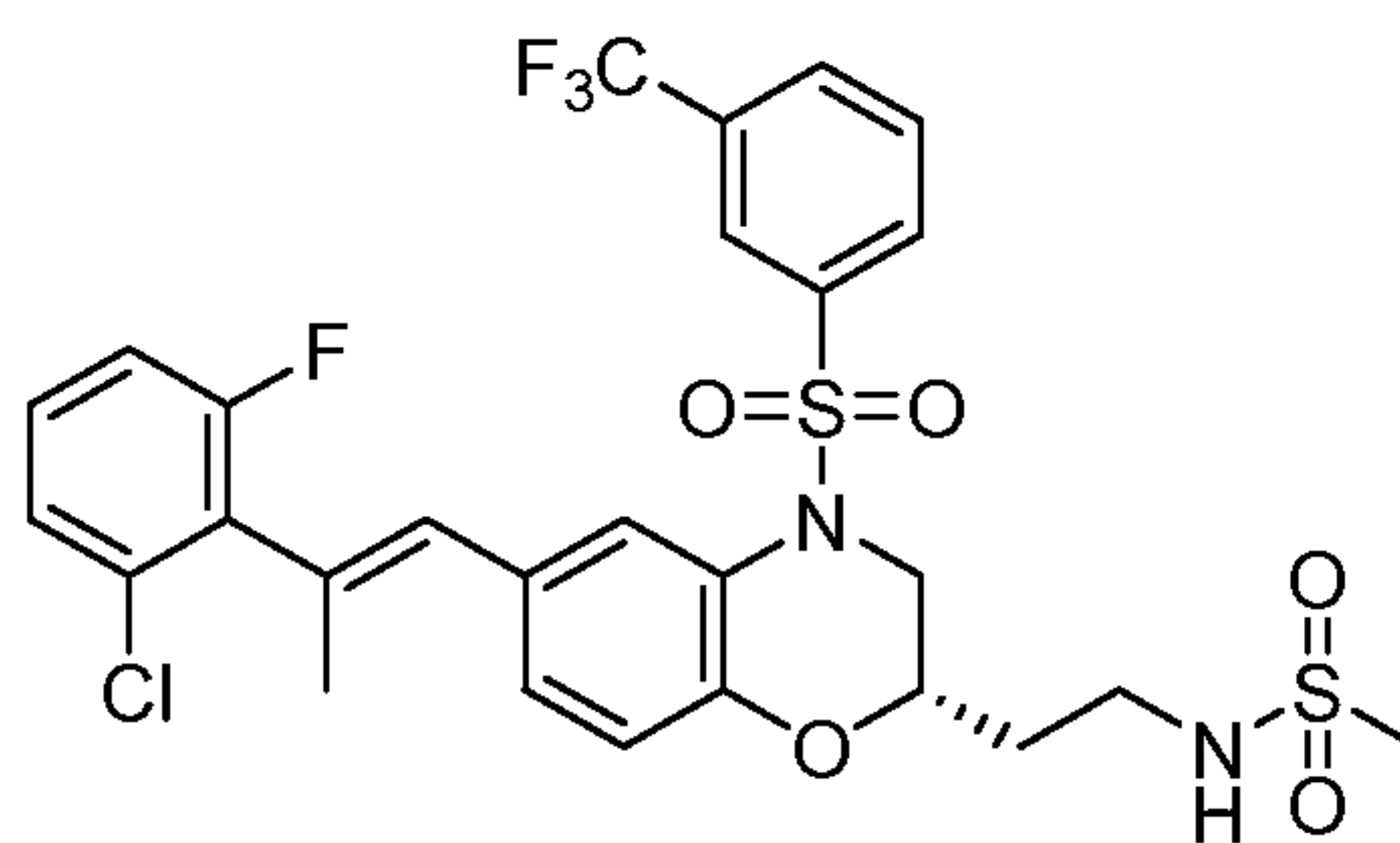
- 361 -

EXAMPLE 113 – Synthesis of (*S,E*)-*N*-(2-(6-(2-(2-Chloro-6-fluorophenyl)prop-1-en-1-yl)-4-((3-(trifluoromethyl)phenyl)sulfonyl)-3,4-dihydro-2*H*-benzo[*b*][1,4]oxazin-2-yl)ethyl)cyclopropanecarboxamide



- 5 **[000595]** Cyclopropanecarbonyl chloride (10 mg, 0.09 mmol) was added to a solution of (*S,E*)-2-(6-(2-(2-chloro-6-fluorophenyl)prop-1-en-1-yl)-4-((3-(trifluoromethyl)phenyl)sulfonyl)-3,4-dihydro-2*H*-benzo[*b*][1,4]oxazin-2-yl)ethan-1-amine hydrochloride salt (40 mg, 0.078 mmol), *N,N*-diisopropylethylamine (30 mg, 0.23 mmol), and THF (0.5 mL). The mixture was stirred for one hour and concentrated. The resulting residue
- 10 was purified by MPLC eluting with a gradient of 0-60% ethyl acetate in hexanes to afford (*S,E*)-*N*-(2-(6-(2-(2-chloro-6-fluorophenyl)prop-1-en-1-yl)-4-((3-(trifluoromethyl)phenyl)sulfonyl)-3,4-dihydro-2*H*-benzo[*b*][1,4]oxazin-2-yl)ethyl)cyclopropanecarboxamide (16 mg, 34%) as a white solid. ¹H-NMR (400 MHz, DMSO-*d*₆) δ 8.10 (m, 3H), 7.99 (s, 1H), 7.86 (t, 1H), 7.66 (s, 1H), 7.37 (m, 2H), 7.27 (m, 1H),
- 15 7.10 (dd, 1H), 6.88 (d, 1H), 6.37 (s, 1H), 4.36 (m, 1H), 3.60 (m, 1H), 3.42 (m, 1H), 3.22 (m, 1H), 3.13 (m, 1H), 2.07 (s, 3H), 1.8-1.6 (m, 2H), 1.51 (m, 1H), 0.63 (m, 4H). MS (ESI+) (M+Na)⁺ 645.17.

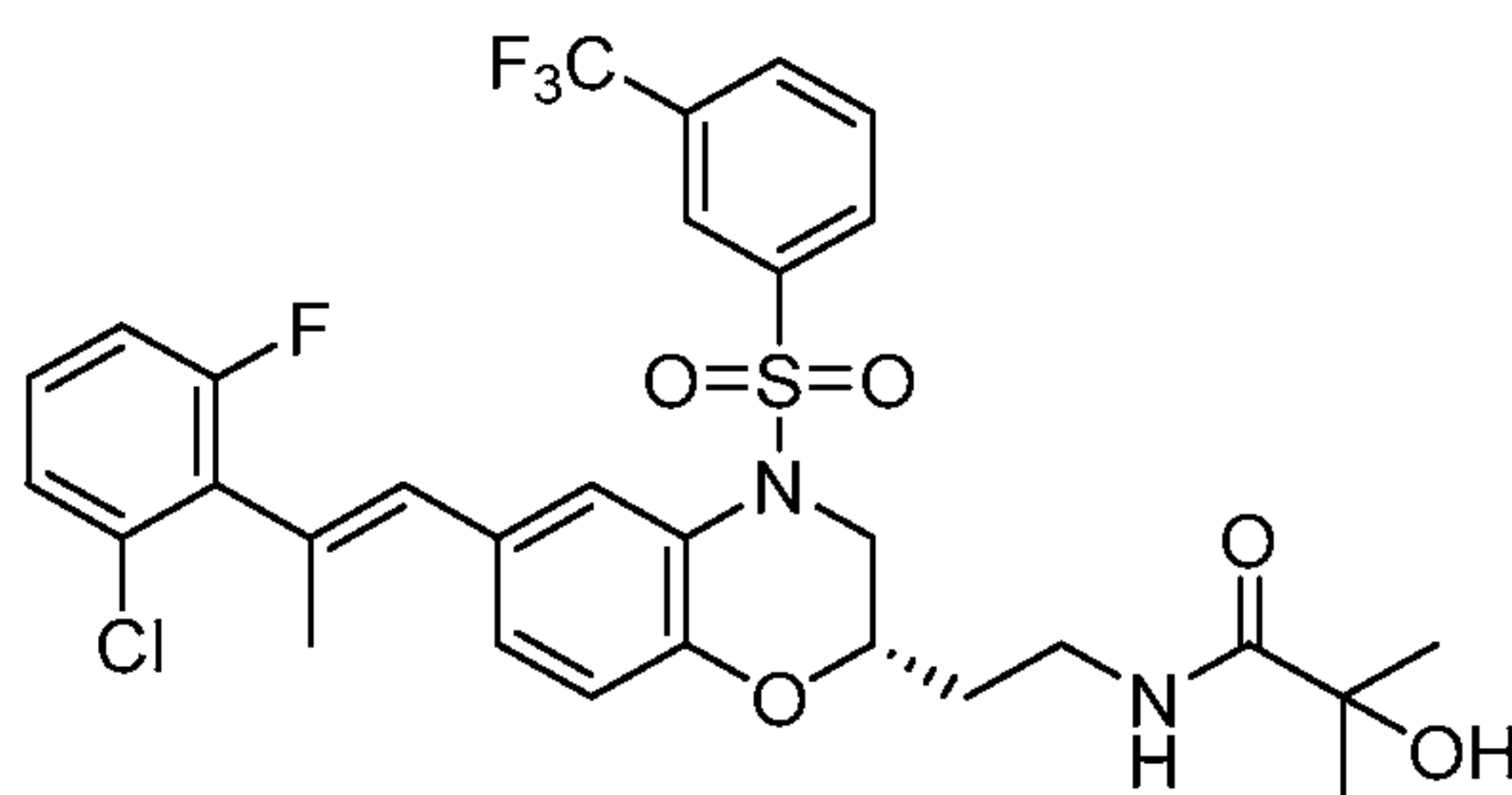
- EXAMPLE 114** – Synthesis of (*S,E*)-*N*-(2-(6-(2-(2-Chloro-6-fluorophenyl)prop-1-en-1-yl)-4-((3-(trifluoromethyl)phenyl)sulfonyl)-3,4-dihydro-2*H*-benzo[*b*][1,4]oxazin-2-yl)ethyl)methanesulfonamide
- 20



- 362 -

[000596] Methanesulfonic acid anhydride (10 mg, 0.08 mmol) was added to a solution of (*S,E*)-2-(6-(2-(2-chloro-6-fluorophenyl)prop-1-en-1-yl)-4-((3-(trifluoromethyl)phenyl)sulfonyl)-3,4-dihydro-2*H*-benzo[*b*][1,4]oxazin-2-yl)ethan-1-amine hydrochloride salt (40 mg, 0.078 mmol), *N,N*-diisopropylethylamine (30 mg, 0.23 mmol), and THF (0.5 mL). The mixture was stirred for one hour and concentrated. The resulting residue was purified by MPLC eluting with a gradient of 0-60% ethyl acetate in hexanes to afford (*S,E*)-*N*-(2-(6-(2-(2-chloro-6-fluorophenyl)prop-1-en-1-yl)-4-((3-(trifluoromethyl)phenyl)sulfonyl)-3,4-dihydro-2*H*-benzo[*b*][1,4]oxazin-2-yl)ethyl)methanesulfonamide (20 mg, 46%) as a white solid. ¹H-NMR (400 MHz, DMSO-*d*₆) δ 8.11 (m, 2H), 7.98 (s, 1H), 7.87 (t, 1H), 7.66 (s, 1H), 7.38 (m, 2H), 7.28 (m, 1H), 7.10 (dd, 1H), 7.04 (m, 1H), 6.89 (d, 1H), 6.37 (s, 1H), 4.39 (m, 1H), 3.67 (m, 1H), 3.45 (m, 1H), 3.05 (m, 2H), 2.97 (m, 3H), 2.07 (s, 3H), 1.83-1.70 (m, 2H). MS (ESI+) (M+Na)⁺ 655.13.

EXAMPLE 115 – Synthesis of (*S,E*)-*N*-(2-(6-(2-(2-Chloro-6-fluorophenyl)prop-1-en-1-yl)-4-((3-(trifluoromethyl)phenyl)sulfonyl)-3,4-dihydro-2*H*-benzo[*b*][1,4]oxazin-2-yl)ethyl)-2-hydroxy-2-methylpropanamide



[000597] Benzotriazol-1-yl-oxytripyrrolidinophosphonium hexafluorophosphate (120 mg, 0.23 mmol) was added to a solution of (*S,E*)-2-(6-(2-(2-chloro-6-fluorophenyl)prop-1-en-1-yl)-4-((3-(trifluoromethyl)phenyl)sulfonyl)-3,4-dihydro-2*H*-benzo[*b*][1,4]oxazin-2-yl)ethan-1-amine hydrochloride salt (90 mg, 0.15 mmol), *N,N*-diisopropylethylamine (40 mg, 0.31 mmol), 2-hydroxy-2-methylpropanoic acid (20 mg, 0.23 mmol) and DMF (2 mL). The mixture was stirred for three hours. The mixture was partitioned between ethyl acetate and 1 M HCl. The organic layer was washed with water, brine, dried (Na₂SO₄) and concentrated. The resulting residue was purified by MPLC eluting with a gradient of 0-60% ethyl acetate in hexanes to afford (*S,E*)-*N*-(2-(6-(2-(2-chloro-6-fluorophenyl)prop-1-en-1-yl)-4-((3-(trifluoromethyl)phenyl)sulfonyl)-3,4-dihydro-2*H*-benzo[*b*][1,4]oxazin-2-yl)ethyl)-2-hydroxy-2-methylpropanamide (60 mg, 59%) as a white solid. ¹H-NMR (400 MHz, DMSO-*d*₆) δ 8.12

- 363 -

(m, 2H), 8.01 (s, 1H), 7.87 (t, 1H), 7.77 (t, 1H), 7.65 (s, 1H), 7.38 (m, 2H), 7.27 (m, 1H), 7.10 (dd, 1H), 6.88 (d, 1H), 6.36 (s, 1H), 5.31 (s, 1H), 4.36 (m, 1H), 3.64 (m, 1H), 3.45 (m, 1H), 3.18 (m, 2H), 2.06 (s, 3H), 1.83-1.70 (m, 2H), 1.21 (m, 6H). MS (ESI+) (M+Na)⁺ 663.36.

EXAMPLE 116 – Preparation of Additional Benzoxazines and Tetrahydroquinolines

5 Substituted with an N-Linked Amide, Urea, Carbamate or Sulfonamide

[000598] Compounds in Table 14 were prepared based on experimental procedures described in Examples 42, 110-115, and 147, and the detailed description.

TABLE 14

No.	Structure	Name	Observed m/z
116A		(<i>S,E</i>)- <i>N</i> -(2-(6-(2-(2-chloro-6-fluorophenyl)prop-1-en-1-yl)-4-((3-(trifluoromethyl)phenyl)sulfonyl)-3,4-dihydro-2 <i>H</i> -benzo[<i>b</i>][1,4]oxazin-2-yl)ethyl)cyclopropane-sulfonamide	659 (M+H) ⁺
116B		(<i>S,E</i>)- <i>N</i> -(2-(6-(2-(2-chloro-6-fluorophenyl)prop-1-en-1-yl)-4-((4-fluoro-3-methoxyphenyl)sulfonyl)-3,4-dihydro-2 <i>H</i> -benzo[<i>b</i>][1,4]oxazin-2-yl)ethyl)acetamide	577 (M+H) ⁺
116C		ethyl (<i>S,E</i>)-2-((2-(6-(2-(2-chloro-6-fluorophenyl)prop-1-en-1-yl)-4-((4-fluoro-3-methoxyphenyl)sulfonyl)-3,4-dihydro-2 <i>H</i> -benzo[<i>b</i>][1,4]oxazin-2-yl)ethyl)amino)-2-oxoacetate	635 (M+H) ⁺

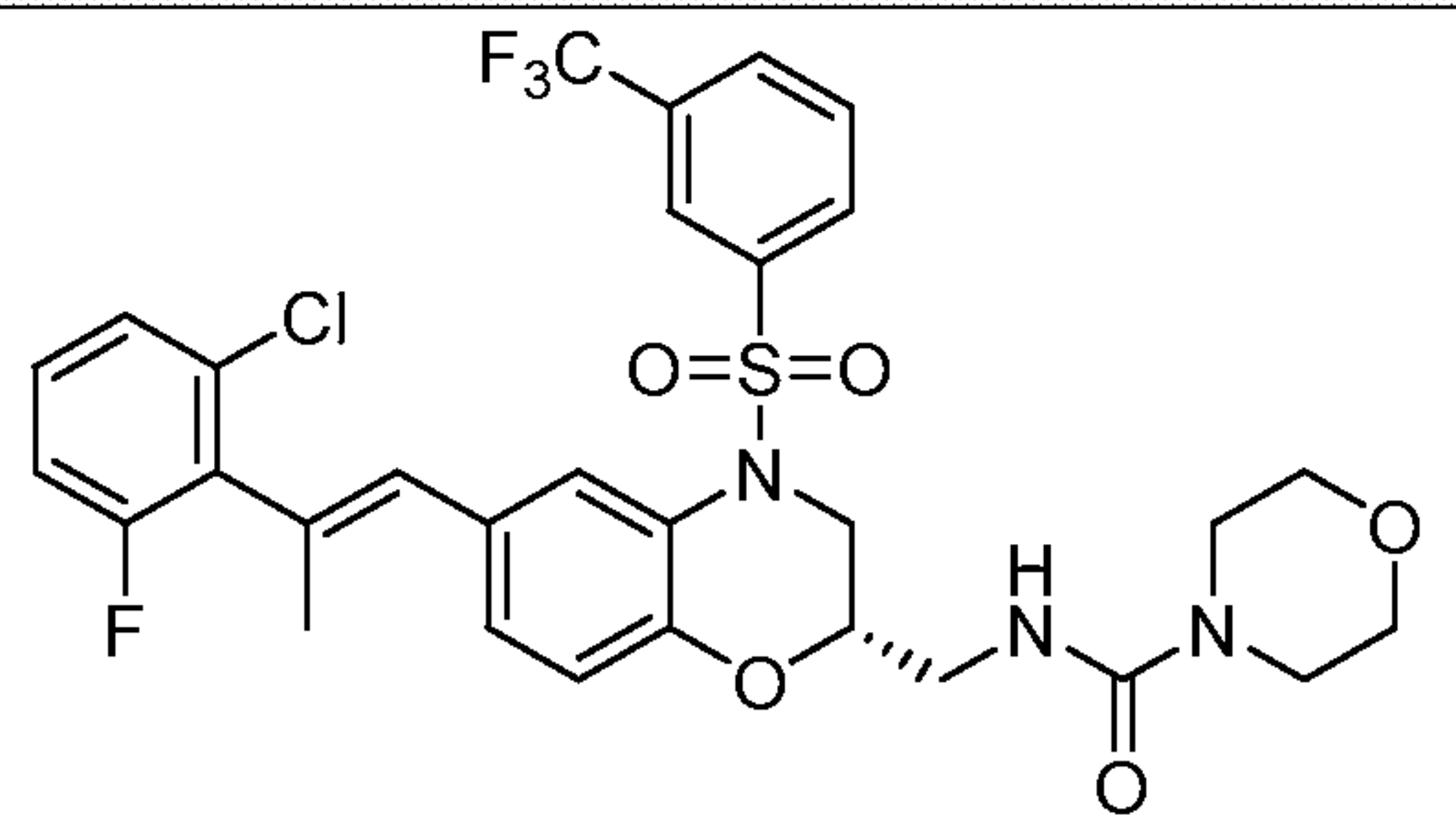
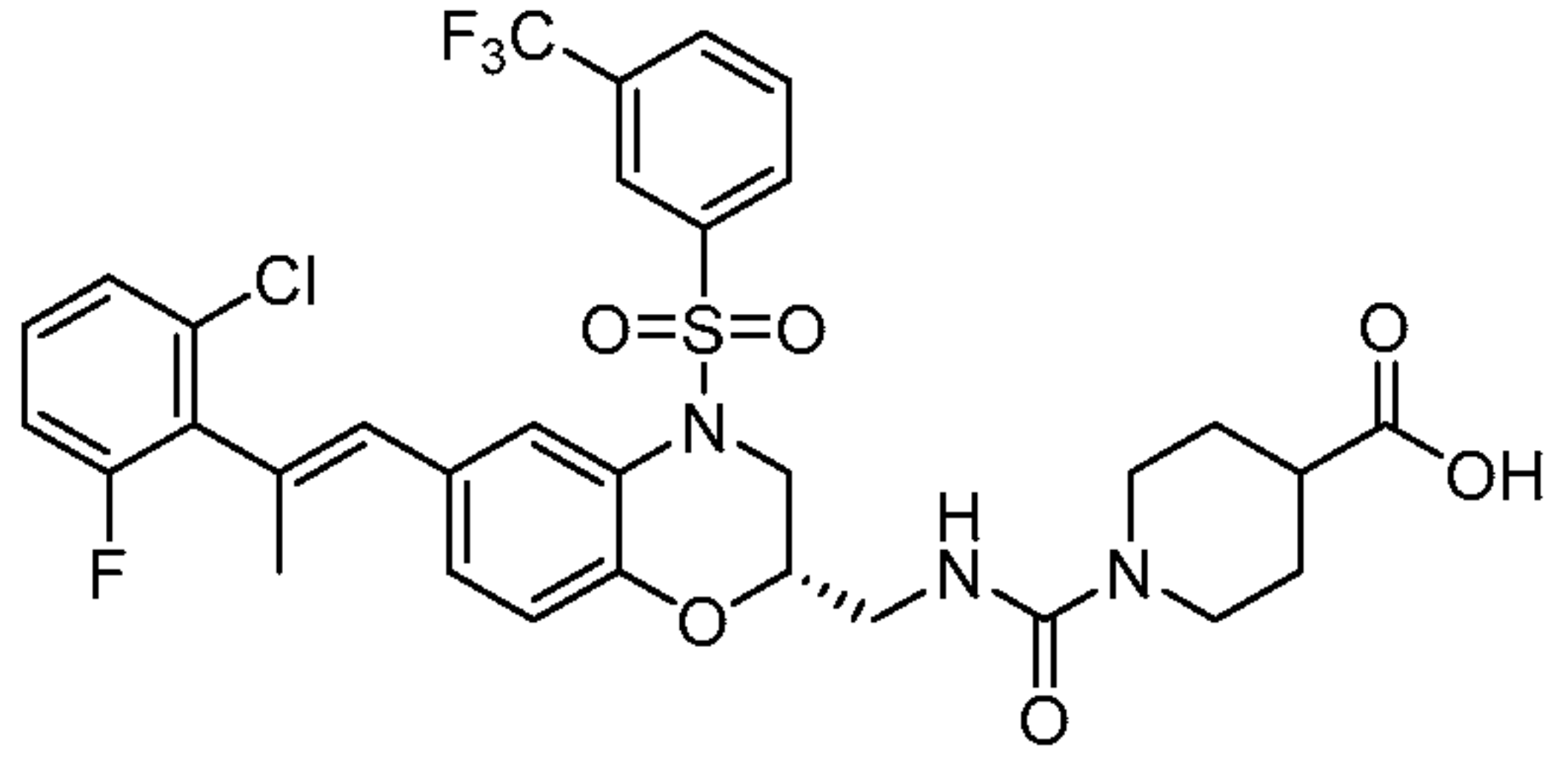
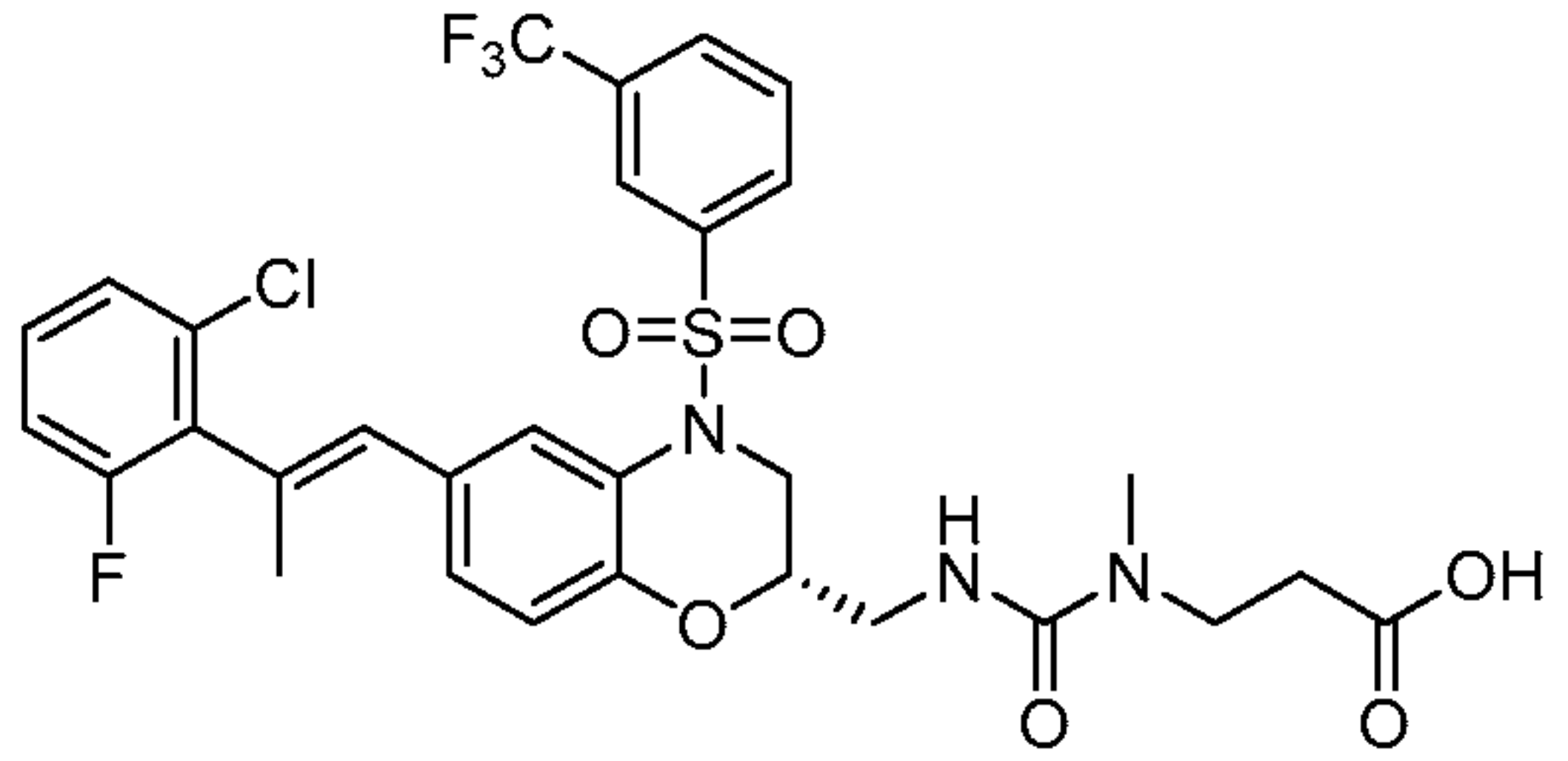
- 364 -

No.	Structure	Name	Observed m/z
116D		<p>(<i>S</i>)-<i>N</i>-(2-((<i>S</i>)-6-((<i>E</i>)-2-(2-chloro-6-fluorophenyl)prop-1-en-1-yl)-4-((4-fluoro-3-methoxyphenyl)sulfonyl)-3,4-dihydro-2<i>H</i>-benzo[<i>b</i>][1,4]oxazin-2-yl)ethyl)-2-hydroxypropanamide</p>	<p>607 (<i>M</i>+<i>H</i>)⁺</p>
116E		<p>(<i>S,E</i>)-<i>N</i>-(2-(4-((3-chloro-1-ethyl-1<i>H</i>-pyrazol-4-yl)sulfonyl)-6-(2-(2-chloro-6-fluorophenyl)-prop-1-en-1-yl)-3,4-dihydro-2<i>H</i>-benzo[<i>b</i>][1,4]oxazin-2-yl)ethyl)acetamide</p>	<p>581 (<i>M</i>+<i>H</i>)⁺</p>
116F		<p>(<i>R,E</i>)-<i>N</i>-(7-(2-(2-chloro-6-fluorophenyl)prop-1-en-1-yl)-1-((3-(trifluoromethyl)-phenyl)sulfonyl)-1,2,3,4-tetrahydroquinolin-3-yl)-2-hydroxy-2-methylpropanamide</p>	<p>611 (<i>M</i>+<i>H</i>)⁺</p>
116G		<p>(<i>S,E</i>)-<i>N</i>-(7-(2-(2-chloro-6-fluorophenyl)prop-1-en-1-yl)-1-((3-(trifluoromethyl)-phenyl)sulfonyl)-1,2,3,4-tetrahydroquinolin-3-yl)-2-hydroxy-2-methylpropanamide</p>	<p>611 (<i>M</i>+<i>H</i>)⁺</p>
116H		<p>(<i>R,E</i>)-<i>N</i>-(7-(2-(2-chloro-6-fluorophenyl)prop-1-en-1-yl)-1-((3-(trifluoromethyl)phenyl)-sulfonyl)-1,2,3,4-tetrahydroquinolin-3-yl)methanesulfonamide</p>	<p>603 (<i>M</i>+<i>H</i>)⁺</p>

- 365 -

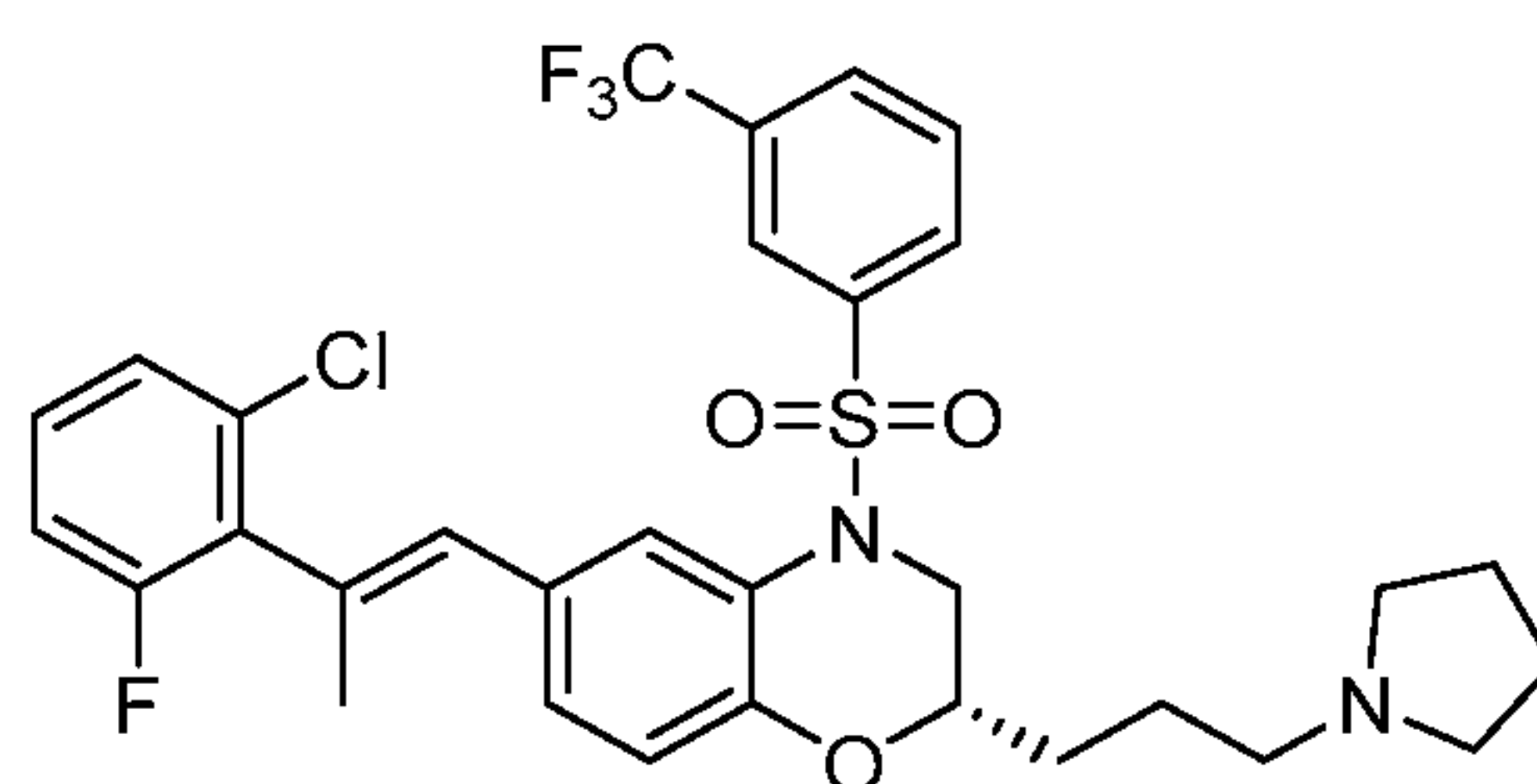
No.	Structure	Name	Observed m/z
116I		(S,E)-N-(7-(2-(2-chloro-6-fluorophenyl)prop-1-en-1-yl)-1-((3-(trifluoromethyl)phenyl)sulfonyl)-1,2,3,4-tetrahydroquinolin-3-yl)methanesulfonamide	603 (M+H) ⁺
116J		N-((2R,3R)-7-((E)-2-(2-chloro-6-fluorophenyl)prop-1-en-1-yl)-2-methyl-1-((3-(trifluoromethyl)phenyl)sulfonyl)-1,2,3,4-tetrahydroquinolin-3-yl)methanesulfonamide	617 (M+H) ⁺
116K		(S,E)-2-((2-(6-(2-(2-chloro-6-fluorophenyl)prop-1-en-1-yl)-4-((4-fluoro-3-methoxyphenyl)sulfonyl)-3,4-dihydro-2H-benzo[b][1,4]-oxazin-2-yl)ethyl)amino)-2-oxoacetic acid	607 (M+H) ⁺
116L		1-(3,5-dimethylisoxazol-4-yl)-3-((2R,3R)-7-((E)-2-fluoro-6-(trifluoromethyl)styryl)-2-methyl-1-((3-(trifluoromethyl)phenyl)sulfonyl)-1,2,3,4-tetrahydroquinolin-3-yl)urea	697 (M+H) ⁺
116M		1-((2R,3R)-7-((E)-2-fluoro-6-(trifluoromethyl)styryl)-2-methyl-1-((3-(trifluoromethyl)phenyl)sulfonyl)-1,2,3,4-tetrahydroquinolin-3-yl)-3-(pyridin-2-yl)urea	679 (M+H) ⁺

- 366 -

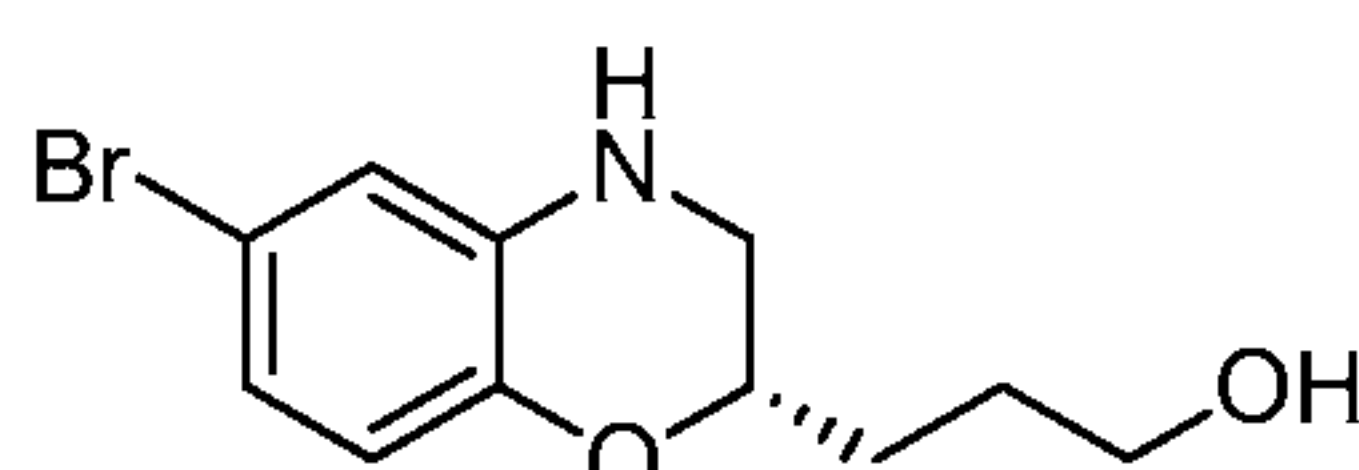
No.	Structure	Name	Observed m/z
116N		(<i>S,E</i>)- <i>N</i> -(((6-(2-(2-chloro-6-fluorophenyl)prop-1-en-1-yl)-4-((3-(trifluoromethyl)phenyl)sulfonyl)-3,4-dihydro-2 <i>H</i> -benzo[<i>b</i>][1,4]oxazin-2-yl)methyl)morpholine-4-carboxamide	654 (<i>M</i> + <i>H</i>) ⁺
116O		(<i>S,E</i>)-1-(((6-(2-(2-chloro-6-fluorophenyl)prop-1-en-1-yl)-4-((3-(trifluoromethyl)phenyl)sulfonyl)-3,4-dihydro-2 <i>H</i> -benzo[<i>b</i>][1,4]oxazin-2-yl)methyl)carbamoyl)piperidine-4-carboxylic acid	696 (<i>M</i> + <i>H</i>) ⁺
116P		(<i>S,E</i>)-3-(3-(((6-(2-(2-chloro-6-fluorophenyl)prop-1-en-1-yl)-4-((3-(trifluoromethyl)phenyl)sulfonyl)-3,4-dihydro-2 <i>H</i> -benzo[<i>b</i>][1,4]oxazin-2-yl)methyl)-1-methylureido)propanoic acid	670 (<i>M</i> + <i>H</i>) ⁺

EXAMPLE 117 – Synthesis of (*S,E*)-6-(2-(2-Chloro-6-fluorophenyl)prop-1-en-1-yl)-2-(3-(pyrrolidin-1-yl)propyl)-4-((3-(trifluoromethyl)phenyl)sulfonyl)-3,4-dihydro-2*H*-benzo[*b*][1,4]oxazine

5



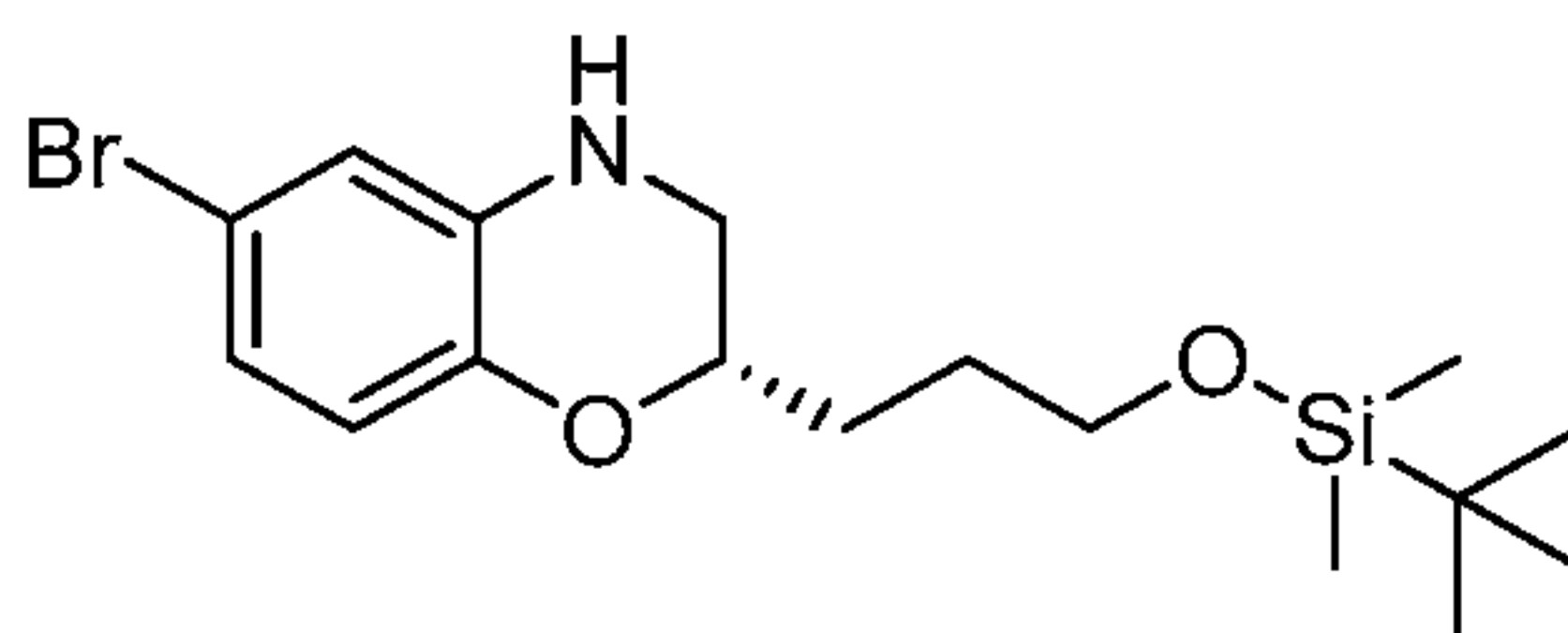
Part I – Synthesis of (*S*)-3-(6-Bromo-3,4-dihydro-2*H*-benzo[*b*][1,4]oxazin-2-yl)propan-1-ol



- 367 -

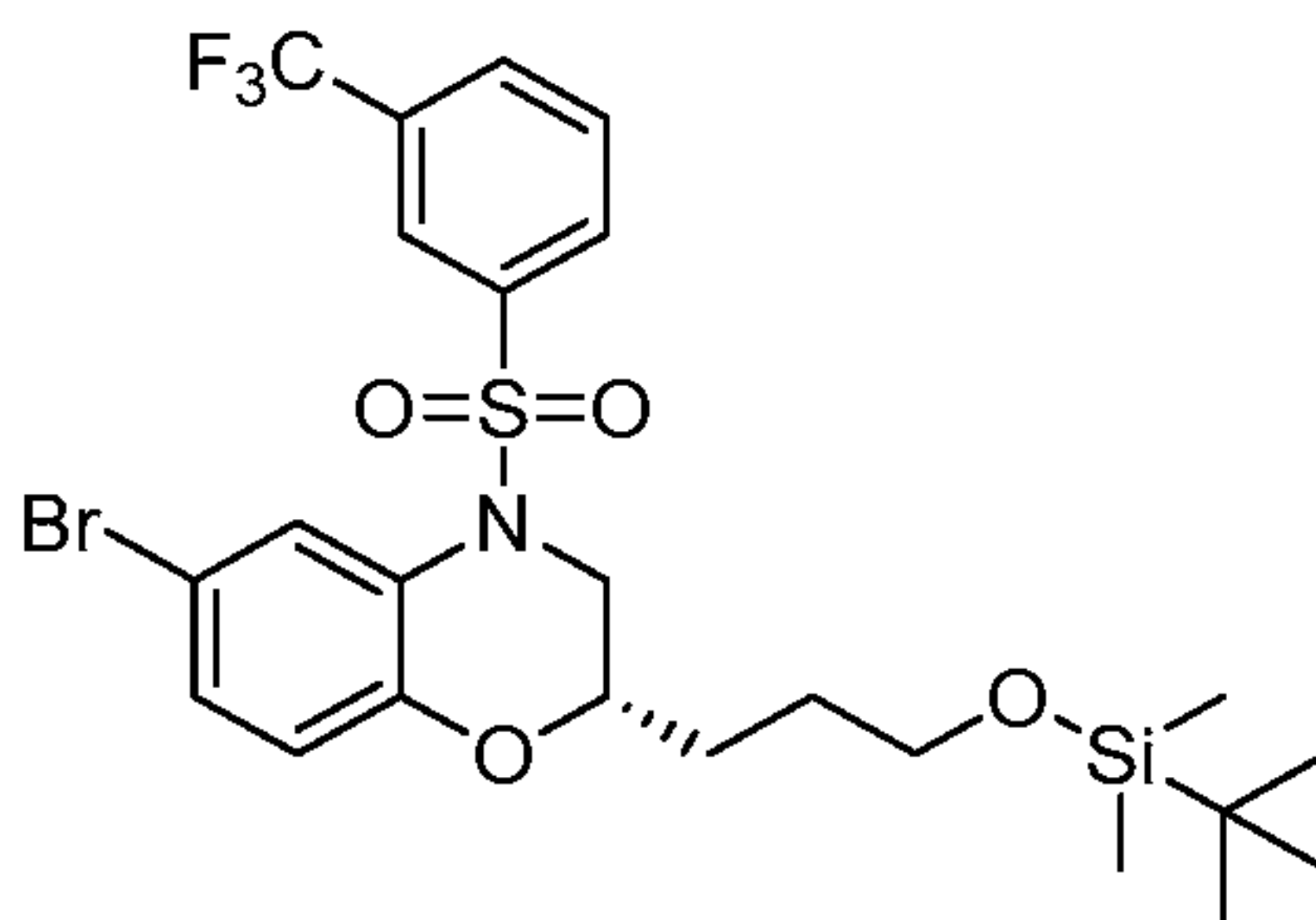
[000599] To (*S*)-3-(6-bromo-3-oxo-3,4-dihydro-2*H*-benzo[*b*][1,4]oxazin-2-yl)propanoate (6.4 g, 20.4 mmol) in anhydrous tetrahydrofuran (60 mL) was added borane-methyl sulfide complex (8.2 mL, 82 mmol) and the mixture was heated to 50 °C for 2 hours. The reaction mixture was cooled to ambient temperature, then carefully quenched with methanol (25 mL) and heated to 60 °C for 20 minutes. The mixture was concentrated, then redissolved in ethyl acetate, washed with water, then brine, dried (Na₂SO₄) and concentrated to an oil. The mixture was purified by column chromatography eluting with a gradient of 5-100% ethyl acetate in hexanes. Fractions containing (*S*)-3-(6-bromo-3,4-dihydro-2*H*-benzo[*b*][1,4]oxazin-2-yl)propan-1-ol were combined and concentrated to give a solid. (2.77 g, 50%).

10 Part II – Synthesis of (*S*)-6-Bromo-2-(3-((*tert*-butyldimethylsilyl)oxy)propyl)-3,4-dihydro-2*H*-benzo[*b*][1,4]oxazine



[000600] To a solution of (*S*)-3-(6-bromo-3,4-dihydro-2*H*-benzo[*b*][1,4]oxazin-2-yl)propan-1-ol (3.50 g, 12.9 mmol) in dichloromethane (40 mL) was added diisopropylethylamine (2.49 g, 19.3 mmol), *tert*-butyldimethylchlorosilane (2.33 g, 15.4 mmol), and 4-dimethylaminopyridine (0.157 g, 1.29 mmol). The mixture was stirred at room temperature overnight. The mixture was washed with aqueous 10% citric acid. The organic layer was dried (Na₂SO₄), and concentrated. The resulting residue was purified via MPLC eluting with a gradient of ethyl acetate in hexanes to afford (*S*)-6-bromo-2-(3-((*tert*-butyldimethylsilyl)oxy)propyl)-3,4-dihydro-2*H*-benzo[*b*][1,4]oxazine (3.80 g, 76%).

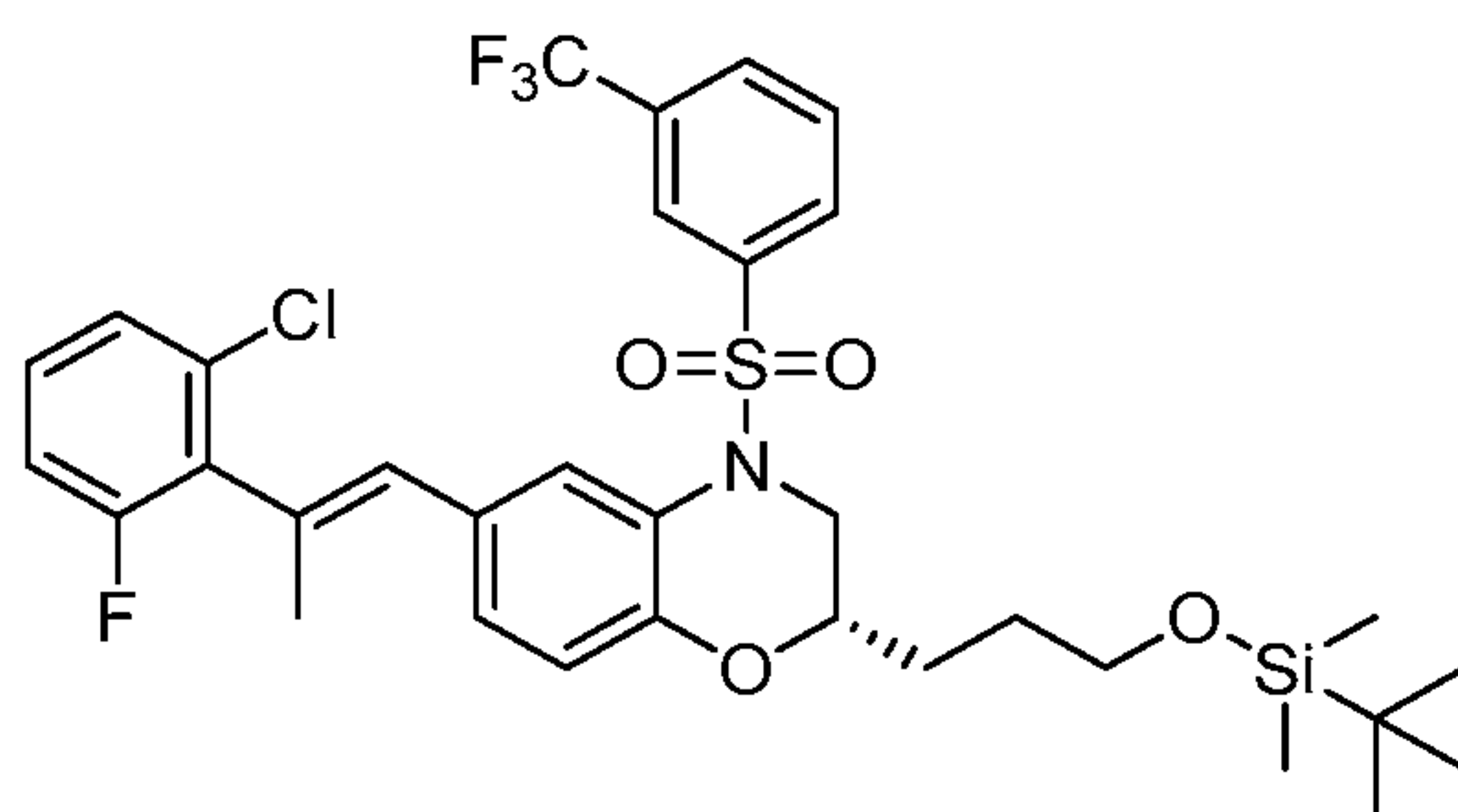
Part III – Synthesis of (*S*)-6-Bromo-2-(3-((*tert*-butyldimethylsilyl)oxy)propyl)-4-((3-(trifluoromethyl)phenyl)sulfonyl)-3,4-dihydro-2*H*-benzo[*b*][1,4]oxazine



- 368 -

[000601] To a solution of (*S*)-6-bromo-2-(3-((*tert*-butyldimethylsilyl)oxy)propyl)-3,4-dihydro-2*H*-benzo[*b*][1,4]oxazine (1.80 g, 4.67 mmol) in pyridine (15 mL) was added 3-(trifluoromethyl)benzenesulfonyl chloride (1.37 g, 5.59 mmol). The mixture was stirred at 50 °C for two hours, cooled, and partitioned between ethyl acetate and 1 M HCl. The organic layer was washed three times with 1 M HCl, then brine, and dried (Na₂SO₄). Charcoal was added to the mixture, slurried, and filtered through Celite. The filtrate was concentrated and the resulting residue was purified by MPLC eluting with a gradient of ethyl acetate in hexanes to afford (*S*)-6-bromo-2-(2-((*tert*-butyldimethylsilyl)oxy)ethyl)-4-((3-(trifluoromethyl)phenyl)sulfonyl)-3,4-dihydro-2*H*-benzo[*b*][1,4]oxazine (2.45 g, 88%).

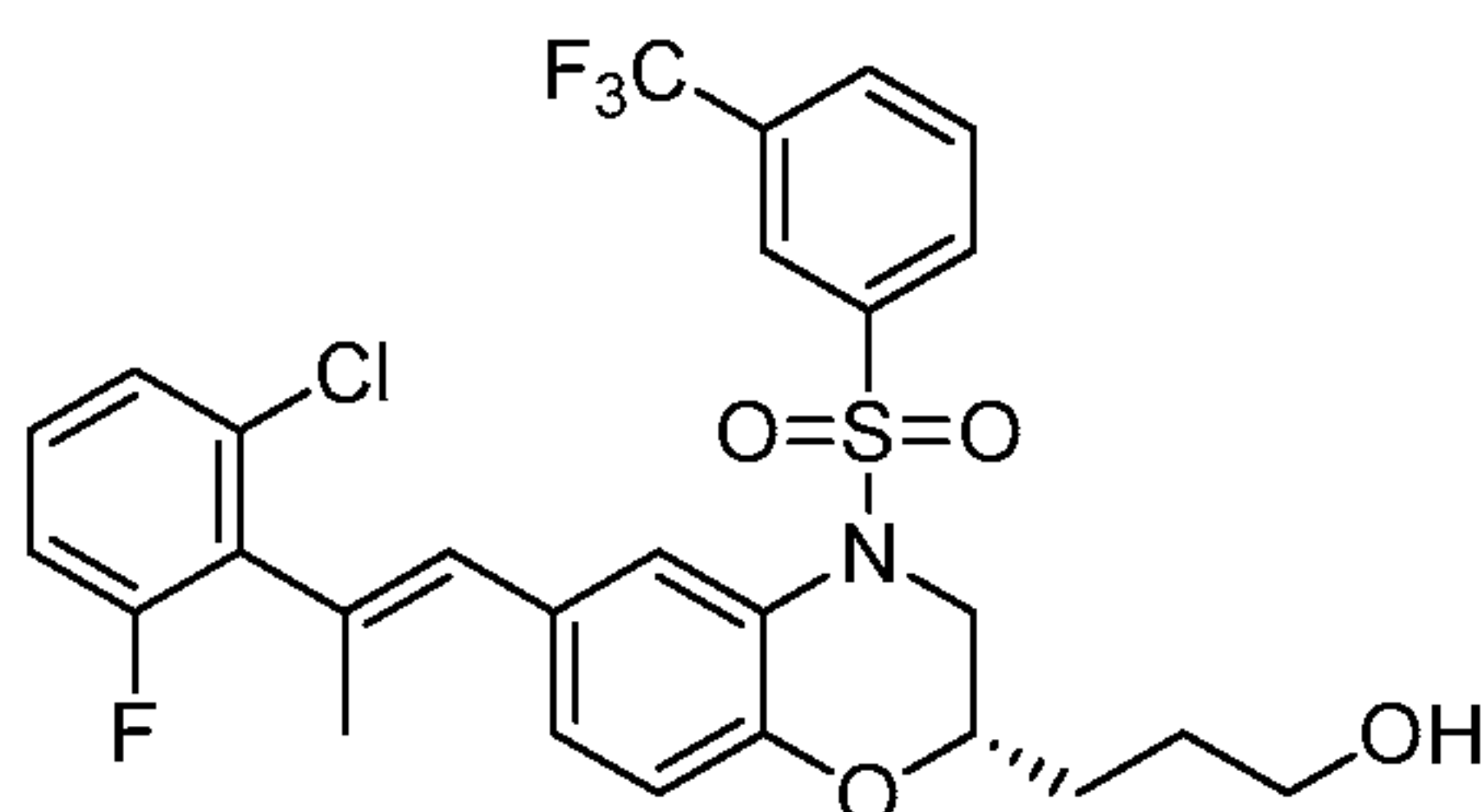
10 Part IV – Synthesis of (*S,E*)-2-(3-((*tert*-Butyldimethylsilyl)oxy)propyl)-6-(2-(2-chloro-6-fluorophenyl)prop-1-en-1-yl)-4-((3-(trifluoromethyl)phenyl)sulfonyl)-3,4-dihydro-2*H*-benzo[*b*][1,4]oxazine



[000602] To a degassed mixture of (*S*)-6-bromo-2-(2-((*tert*-butyldimethylsilyl)oxy)ethyl)-4-((3-(trifluoromethyl)phenyl)sulfonyl)-3,4-dihydro-2*H*-benzo[*b*][1,4]oxazine (2.45 g, 4.12 mmol), potassium carbonate (800 mg, 5.77 mmol), (*E*)-2-(2-(2-chloro-6-fluorophenyl)prop-1-en-1-yl)-4,4,5,5-tetramethyl-1,3,2-dioxaborolane (1.71 g, 5.77 mmol), dioxane (30 mL) and water (5 mL) was added [1,1'-bis(diphenylphosphino)ferrocene]dichloropalladium(II) dichloromethane complex (0.31 g, 0.41 mmol). The mixture was heated to 70 °C for five hours. The mixture was cooled, then partitioned between ethyl acetate and saturated aqueous ammonium chloride. The organic layer was washed with brine, dried (Na₂SO₄), and then concentrated. The resulting residue was purified by MPLC eluting with a gradient of 0-50% ethyl acetate in hexanes to afford (*S,E*)-2-(3-((*tert*-butyldimethylsilyl)oxy)propyl)-6-(2-(2-chloro-6-fluorophenyl)prop-1-en-1-yl)-4-((3-(trifluoromethyl)phenyl)sulfonyl)-3,4-dihydro-2*H*-benzo[*b*][1,4]oxazine (2.47 g, 88%).

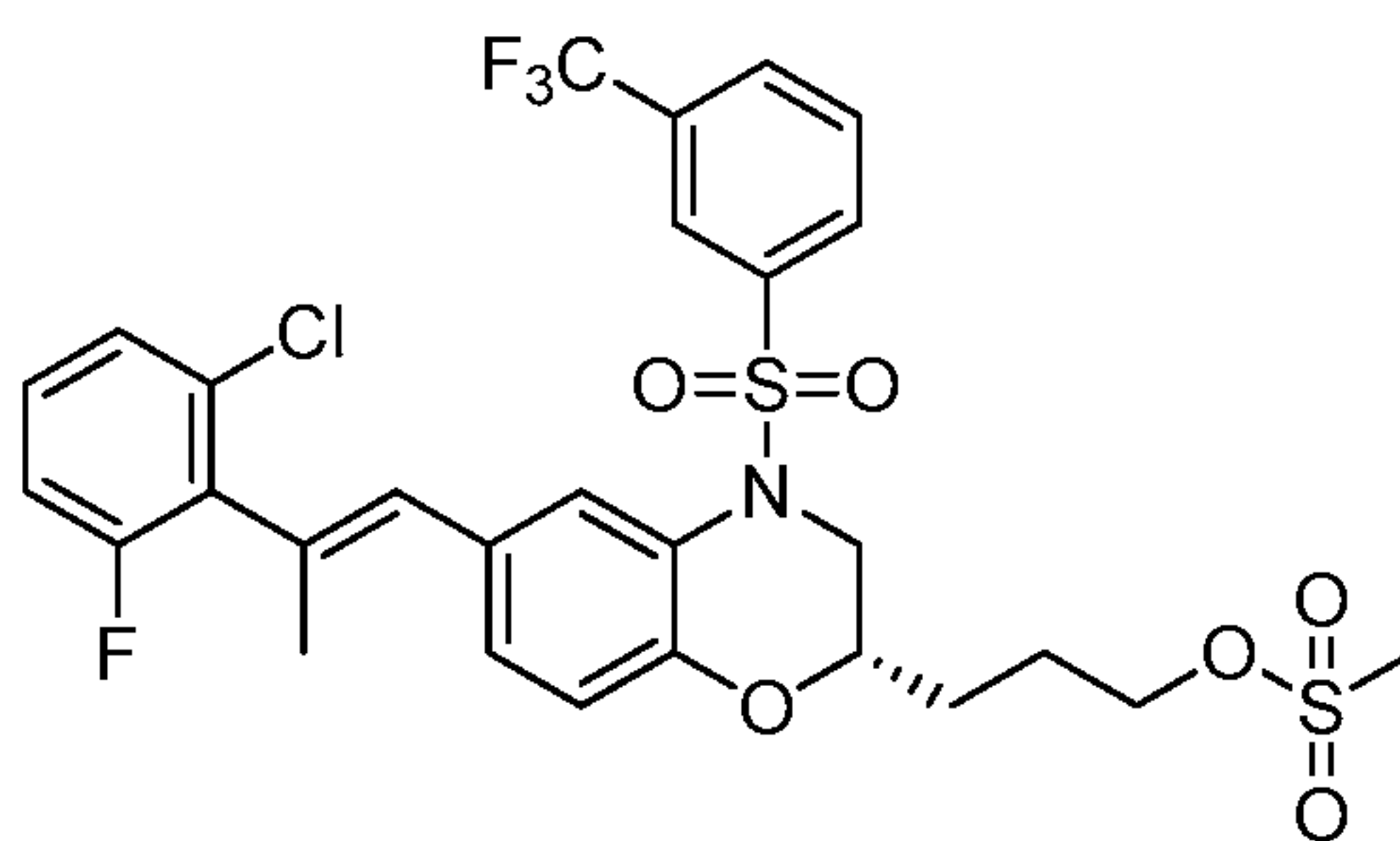
- 369 -

Part V – Synthesis of (*S,E*)-3-(6-(2-(2-Chloro-6-fluorophenyl)prop-1-en-1-yl)-4-((3-(trifluoromethyl)phenyl)sulfonyl)-3,4-dihydro-2*H*-benzo[*b*][1,4]oxazin-2-yl)propan-1-ol



[000603] To a solution of (*S,E*)-2-(3-((*tert*-Butyldimethylsilyl)oxy)propyl)-6-(2-(2-chloro-6-fluorophenyl)prop-1-en-1-yl)-4-((3-(trifluoromethyl)phenyl)sulfonyl)-3,4-dihydro-2*H*-benzo[*b*][1,4]oxazine (2.47 g, 3.61 mmol) in THF (24 mL) was added a 1 M solution of tetrabutylammonium fluoride (1.42 g, 5.41 mmol) in THF (5.41 mL). The mixture was stirred for one hour, then concentrated onto a small amount of silica gel. The residue was purified by MPLC eluting with a gradient of 0-100% ethyl acetate in hexanes to afford (*S,E*)-3-(6-(2-(2-chloro-6-fluorophenyl)prop-1-en-1-yl)-4-((3-(trifluoromethyl)phenyl)sulfonyl)-3,4-dihydro-2*H*-benzo[*b*][1,4]oxazin-2-yl)propan-1-ol (1.75 g, 85%).

Part VI – Synthesis of (*S,E*)-3-(6-(2-(2-Chloro-6-fluorophenyl)prop-1-en-1-yl)-4-((3-(trifluoromethyl)phenyl)sulfonyl)-3,4-dihydro-2*H*-benzo[*b*][1,4]oxazin-2-yl)propyl methanesulfonate



15

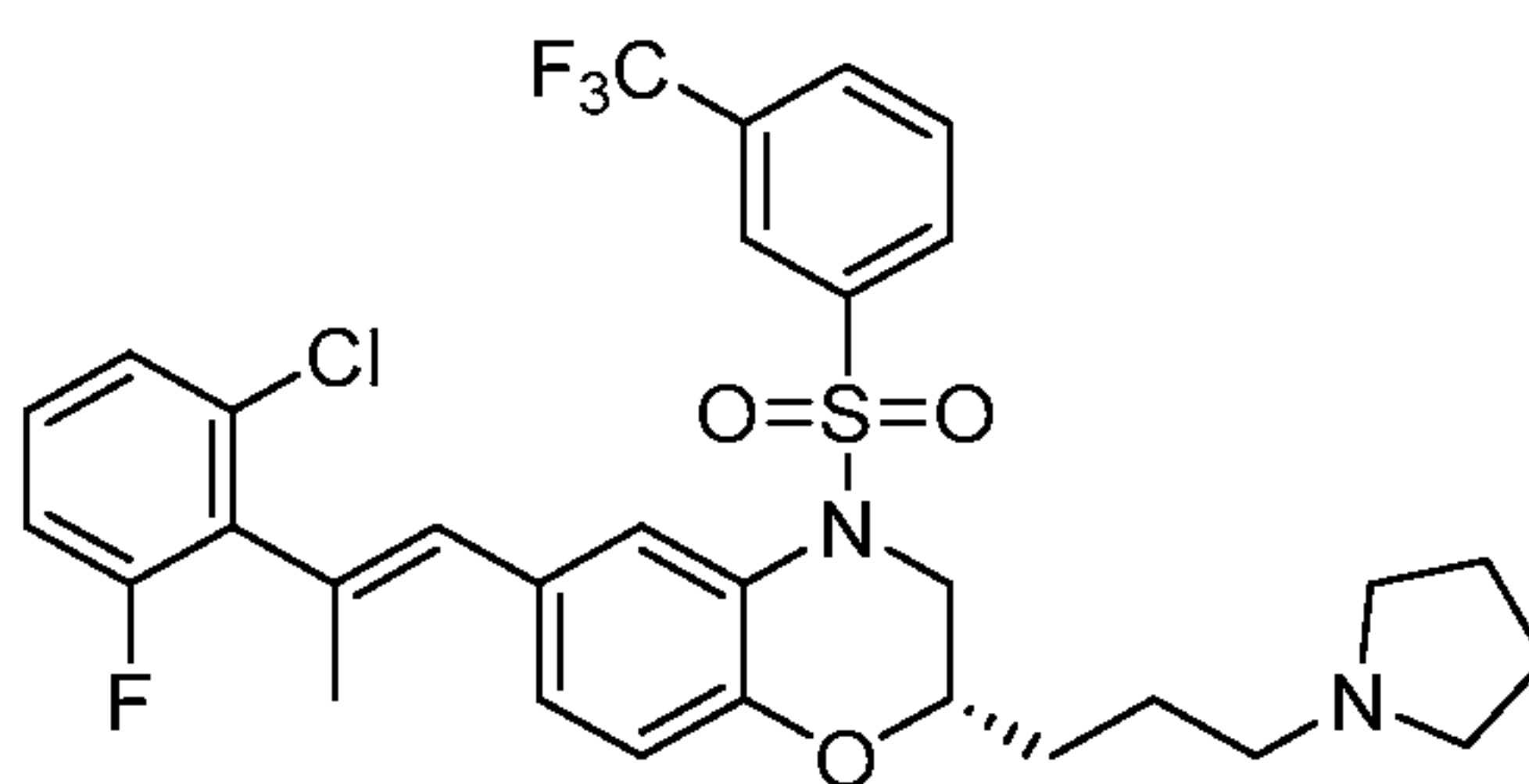
[000604] Methanesulfonic anhydride (240 mg, 1.39 mmol) was added to a solution of (*S,E*)-3-(6-(2-(2-chloro-6-fluorophenyl)prop-1-en-1-yl)-4-((3-(trifluoromethyl)phenyl)sulfonyl)-3,4-dihydro-2*H*-benzo[*b*][1,4]oxazin-2-yl)propan-1-ol (0.53 g, 0.93 mmol) and diisopropylethylamine (0.24 g, 1.86 mmol) in dichloromethane (10 mL) at 0 °C. The mixture was stirred at room temperature for two hours, then partitioned between dichloromethane and 1 M HCl. The organic layer was dried (Na₂SO₄) and concentrated to afford (*S,E*)-3-(6-(2-(2-chloro-6-fluorophenyl)prop-1-en-1-yl)-4-((3-

20

- 370 -

(trifluoromethyl)phenyl)sulfonyl)-3,4-dihydro-2*H*-benzo[*b*][1,4]oxazin-2-yl)propyl methanesulfonate (0.58 g, 96%).

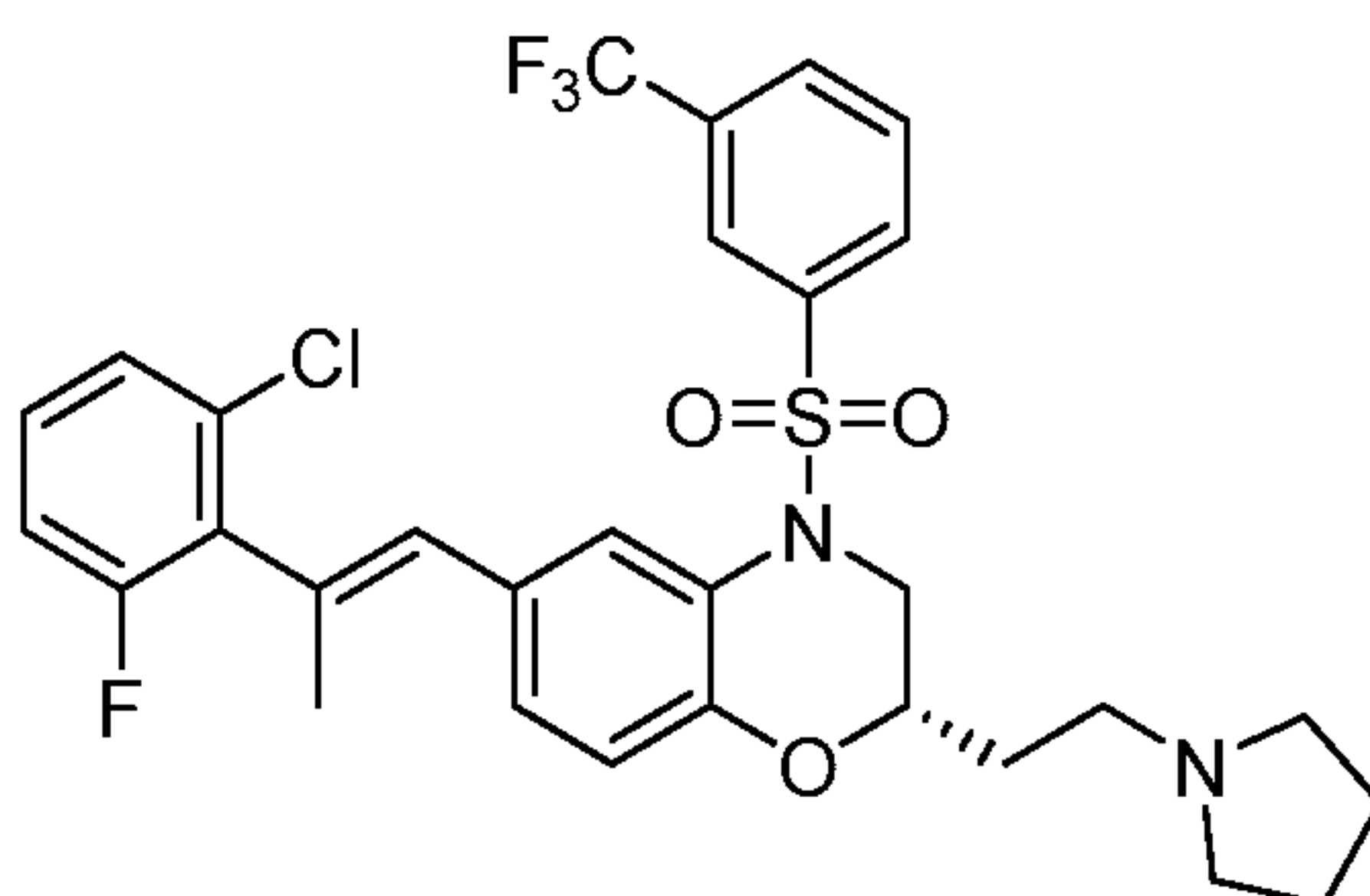
Part VII – Synthesis of (*S,E*)-6-(2-(2-Chloro-6-fluorophenyl)prop-1-en-1-yl)-2-(3-(pyrrolidin-1-yl)propyl)-4-((3-(trifluoromethyl)phenyl)sulfonyl)-3,4-dihydro-2*H*-benzo[*b*][1,4]oxazine



[000605] Pyrrolidine (22 mg, 0.31 mmol) was added to a solution of (*S,E*)-3-(6-(2-(2-chloro-6-fluorophenyl)prop-1-en-1-yl)-4-((3-(trifluoromethyl)phenyl)sulfonyl)-3,4-dihydro-2*H*-benzo[*b*][1,4]oxazin-2-yl)propyl methanesulfonate (50 mg, 0.077 mmol) in DMF (0.5 mL).

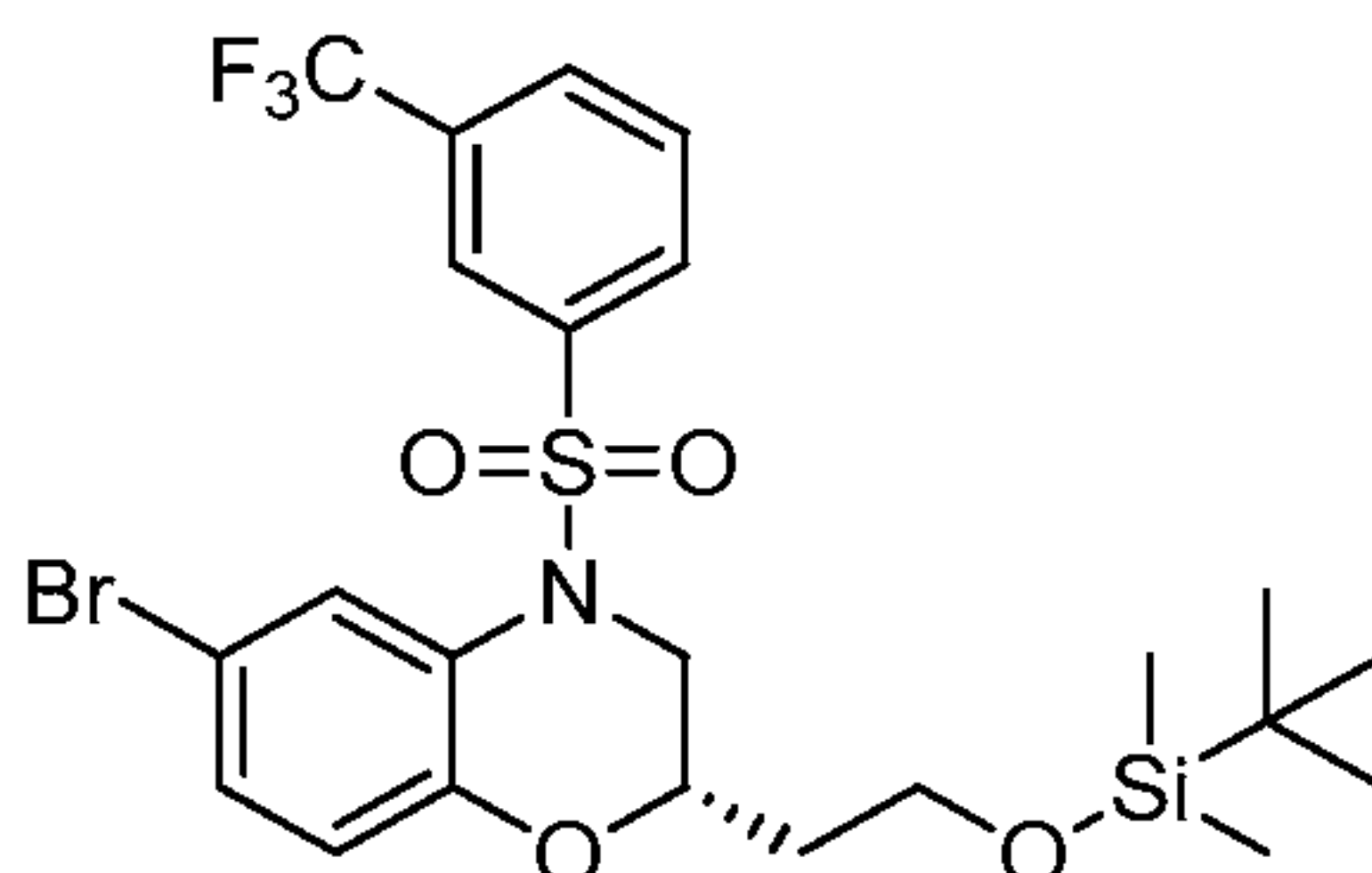
10 The mixture was stirred at 70 °C overnight, cooled, and concentrated. The resulting residue was purified by MPLC eluting with a gradient of 0-5% methanol in dichloromethane to afford (*S,E*)-6-(2-(2-chloro-6-fluorophenyl)prop-1-en-1-yl)-2-(3-(pyrrolidin-1-yl)propyl)-4-((3-(trifluoromethyl)phenyl)sulfonyl)-3,4-dihydro-2*H*-benzo[*b*][1,4]oxazine (29 mg, 57%). ¹H-NMR (400 MHz, CDCl₃) δ 8.05 (m, 1H), 7.84 (br m, 2H), 7.62 (t, 1H), 7.28-7.16 (m, 3H), 7.12 (dd, 1H), 7.02 (t, 1H), 6.82 (d, 1H), 6.38 (s, 1H), 4.34 (m, 1H), 3.45 (m, 1H), 3.22 (m, 1H), 2.70-2.50 (br m, 6H), 2.18 (s, 3H), 1.84 (br m, 4H), 1.7-1.5 (br m, 4H). MS (ESI+) (M+H)⁺ 623.37.

EXAMPLE 118 – Synthesis of (*S,E*)-6-(2-(2-Chloro-6-fluorophenyl)prop-1-en-1-yl)-2-(2-(pyrrolidin-1-yl)ethyl)-4-((3-(trifluoromethyl)phenyl)sulfonyl)-3,4-dihydro-2*H*-benzo[*b*][1,4]oxazine



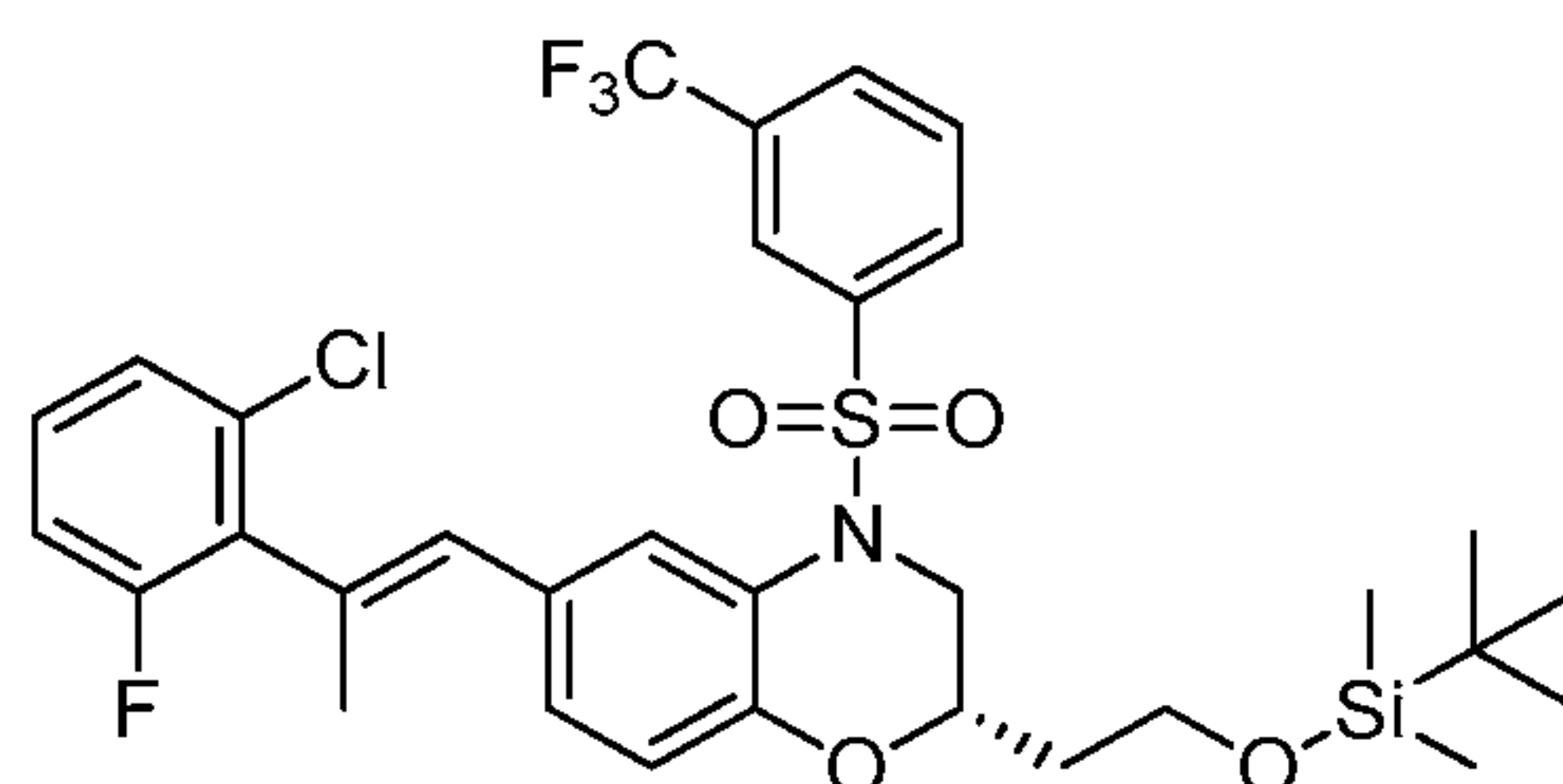
- 371 -

Part I – Synthesis of (*S*)-6-Bromo-2-(2-((*tert*-butyldimethylsilyl)oxy)ethyl)-4-((3-(trifluoromethyl)phenyl)sulfonyl)-3,4-dihydro-2*H*-benzo[*b*][1,4]oxazine



[000606] To a solution of (*S*)-2-(6-bromo-4-((3-(trifluoromethyl)phenyl)sulfonyl)-3,4-dihydro-2*H*-benzo[*b*][1,4]oxazin-2-yl)ethan-1-ol (1.60 g, 4.30 mmol) in pyridine (15 mL) was added 3-(trifluoromethyl)benzenesulfonyl chloride (1.26 g, 5.15 mmol). The mixture was stirred at 50 °C for two hours, cooled, and partitioned between ethyl acetate and 1 M HCl. The organic layer was washed three times with 1 M HCl, brine, and dried (Na₂SO₄). Charcoal was added to the mixture, slurried, and filtered through Celite. The filtrate was concentrated and the resulting residue was purified by MPLC eluting with a gradient of ethyl acetate in hexanes to afford (*S*)-6-bromo-2-(2-((*tert*-butyldimethylsilyl)oxy)ethyl)-4-((3-(trifluoromethyl)phenyl)sulfonyl)-3,4-dihydro-2*H*-benzo[*b*][1,4]oxazine (2.40 g, 100%).

Part II – Synthesis of (*S,E*)-2-(2-((*tert*-Butyldimethylsilyl)oxy)ethyl)-6-(2-(2-chloro-6-fluorophenyl)prop-1-en-1-yl)-4-((3-(trifluoromethyl)phenyl)sulfonyl)-3,4-dihydro-2*H*-benzo[*b*][1,4]oxazine

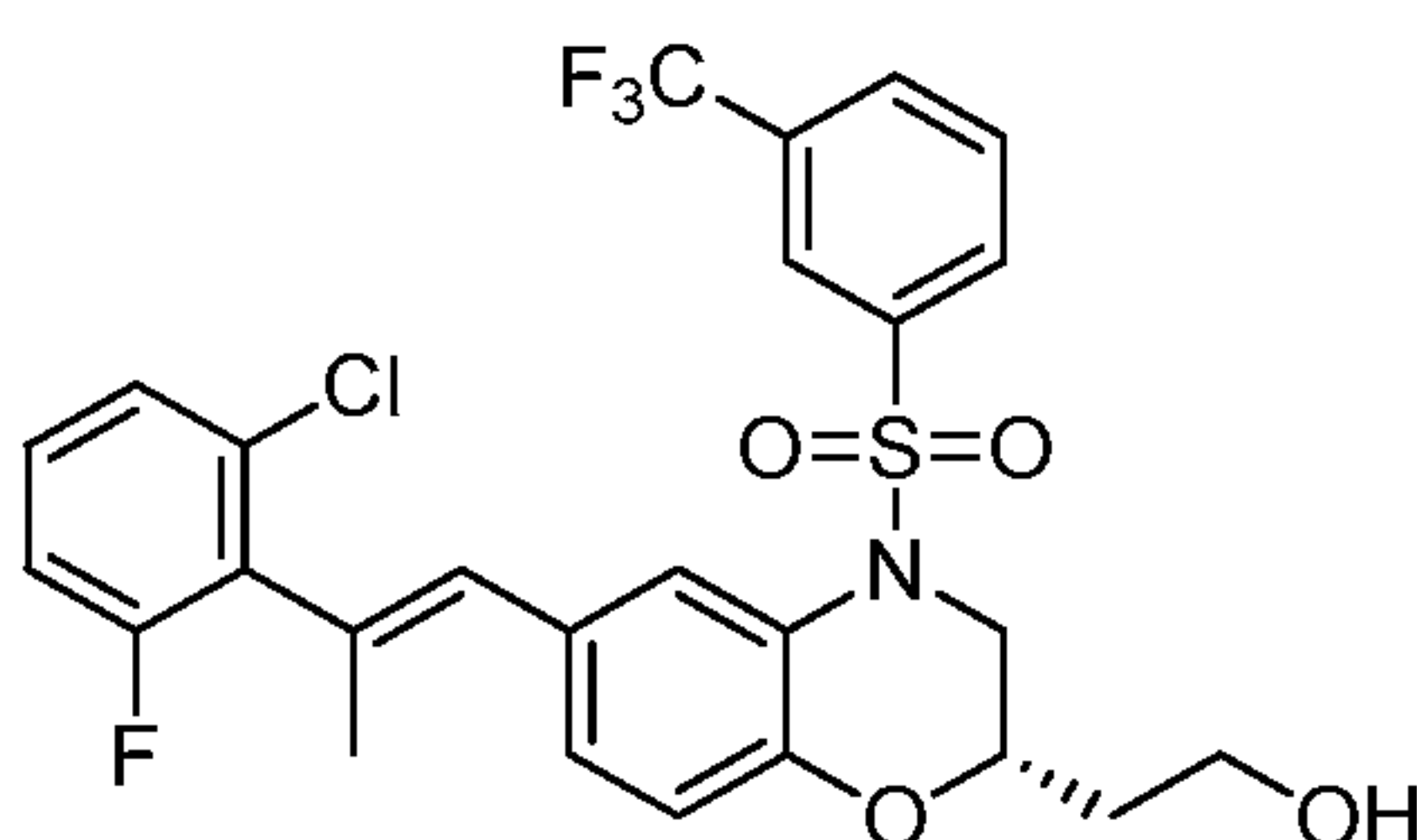


[000607] To a degassed mixture of (*S*)-6-bromo-2-(2-((*tert*-butyldimethylsilyl)oxy)ethyl)-4-((3-(trifluoromethyl)phenyl)sulfonyl)-3,4-dihydro-2*H*-benzo[*b*][1,4]oxazine (1.78 g, 6.03 mmol), potassium carbonate (833 mg, 6.03 mmol), (*E*)-2-(2-(2-chloro-6-fluorophenyl)prop-1-en-1-yl)-4,4,5,5-tetramethyl-1,3,2-dioxaborolane (1.788 g, 6.03 mmol), dioxane (25 mL) and water (5 mL) was added [1,1'-bis(diphenylphosphino)ferrocene]dichloropalladium(II) dichloromethane complex (0.328 g, 0.431 mmol). The mixture was heated to 70 °C for five hours. The mixture was cooled, and partitioned between ethyl acetate and saturated aqueous

- 372 -

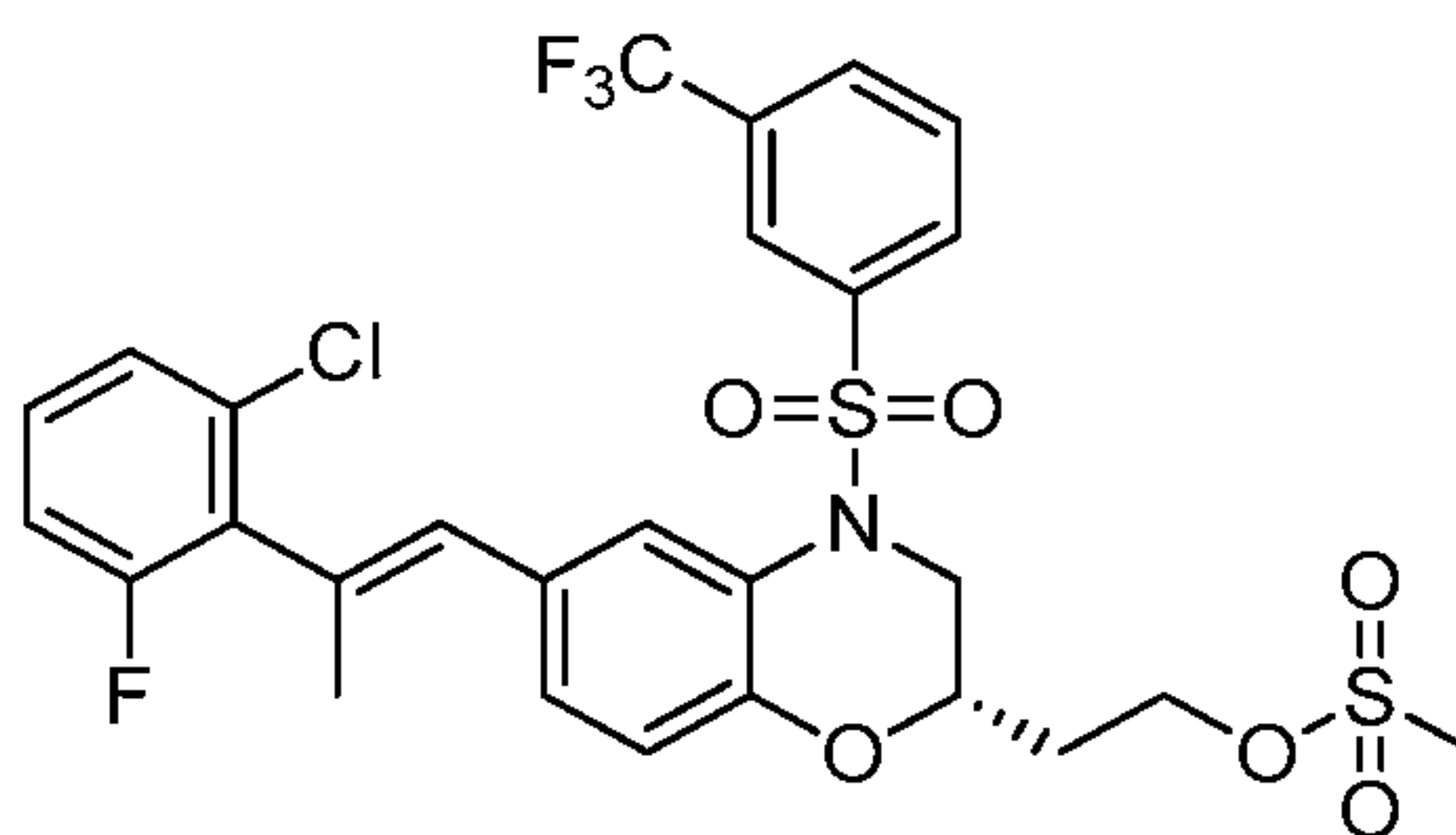
ammonium chloride. The organic layer was washed with brine, dried (Na₂SO₄), and concentrated. The resulting residue was purified by MPLC eluting with a gradient of 0-50% ethyl acetate in hexanes to afford (*S,E*)-2-(2-((*tert*-butyldimethylsilyl)oxy)ethyl)-6-(2-(2-chloro-6-fluorophenyl)prop-1-en-1-yl)-4-((3-(trifluoromethyl)phenyl)sulfonyl)-3,4-dihydro-
 5 2*H*-benzo[*b*][1,4]oxazine (2.40 g, 83%).

Part III – Synthesis of (*S,E*)-2-(6-(2-(2-Chloro-6-fluorophenyl)prop-1-en-1-yl)-4-((3-(trifluoromethyl)phenyl)sulfonyl)-3,4-dihydro-2*H*-benzo[*b*][1,4]oxazin-2-yl)ethanol



[000608] To a solution of (*S,E*)-2-(2-((*tert*-butyldimethylsilyl)oxy)ethyl)-6-(2-(2-chloro-
 10 6-fluorophenyl)prop-1-en-1-yl)-4-((3-(trifluoromethyl)phenyl)sulfonyl)-3,4-dihydro-2*H*-
 benzo[*b*][1,4]oxazine (2.40 g, 3.58 mmol) in THF (24 mL) was added a 1 M solution of
 tetrabutylammonium fluoride (1.40 g, 5.37 mmol) in THF (5.37 mL). The mixture was stirred
 for one hour, then concentrated onto a small amount of silica gel. The residue was purified by
 MPLC eluting with a gradient of 0-100% ethyl acetate in hexanes to afford (*S,E*)-2-(6-(2-(2-
 15 chloro-6-fluorophenyl)prop-1-en-1-yl)-4-((3-(trifluoromethyl)phenyl)sulfonyl)-3,4-dihydro-
 2*H*-benzo[*b*][1,4]oxazin-2-yl)ethanol (1.55 g, 78%).

Part IV – Synthesis of (*S,E*)-2-(6-(2-(2-Chloro-6-fluorophenyl)prop-1-en-1-yl)-4-((3-(trifluoromethyl)phenyl)sulfonyl)-3,4-dihydro-2*H*-benzo[*b*][1,4]oxazin-2-yl)ethyl methanesulfonate



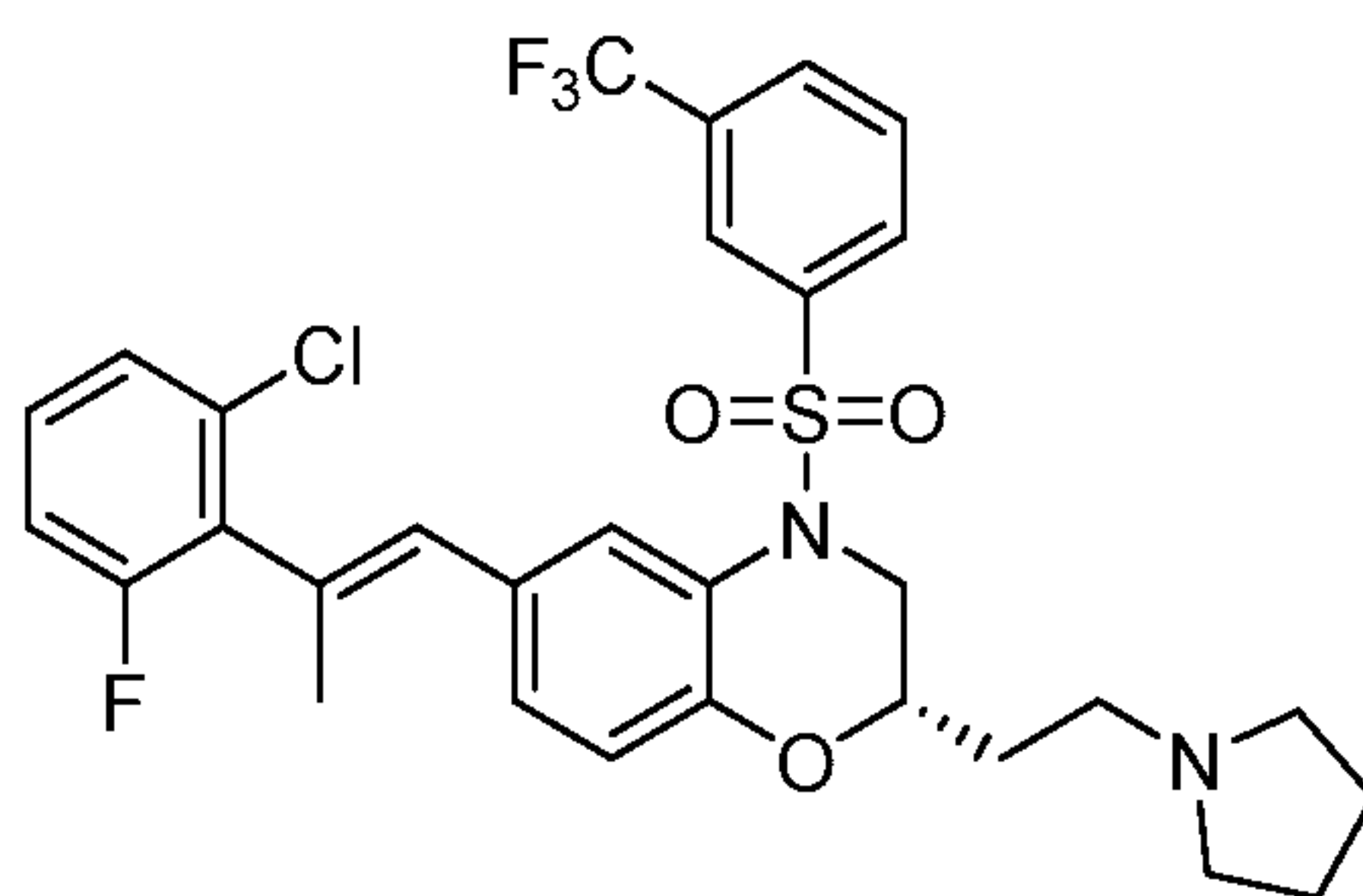
20

[000609] Methanesulfonic anhydride (211 mg, 1.21 mmol) was added to a solution of
 (*S,E*)-2-(6-(2-(2-chloro-6-fluorophenyl)prop-1-en-1-yl)-4-((3-

- 373 -

(trifluoromethyl)phenyl)sulfonyl)-3,4-dihydro-2*H*-benzo[*b*][1,4]oxazin-2-yl)ethanol (0.45 g, 0.81 mmol) and diisopropylethylamine (0.21 g, 1.62 mmol) in dichloromethane (10 mL) at 0 °C. The mixture was stirred at room temperature for two hours, then partitioned between dichloromethane and 1 M HCl. The organic layer was dried (Na₂SO₄) and concentrated to afford (*S,E*)-2-(6-(2-(2-chloro-6-fluorophenyl)prop-1-en-1-yl)-4-((3-(trifluoromethyl)phenyl)sulfonyl)-3,4-dihydro-2*H*-benzo[*b*][1,4]oxazin-2-yl)ethyl methanesulfonate (0.48 g, 94%).

Part V – Synthesis of (*S,E*)-6-(2-(2-Chloro-6-fluorophenyl)prop-1-en-1-yl)-2-(2-(pyrrolidin-1-yl)ethyl)-4-((3-(trifluoromethyl)phenyl)sulfonyl)-3,4-dihydro-2*H*-benzo[*b*][1,4]oxazine



[000610] Pyrrolidine (22 mg, 0.315 mmol) was added to a solution of (*S,E*)-2-(6-(2-(2-chloro-6-fluorophenyl)prop-1-en-1-yl)-4-((3-(trifluoromethyl)phenyl)sulfonyl)-3,4-dihydro-2*H*-benzo[*b*][1,4]oxazin-2-yl)ethyl methanesulfonate (50 mg, 0.079 mmol) in DMF (0.5 mL). The mixture was stirred at 70 °C overnight, cooled then concentrated. The resulting residue was purified by MPLC eluting with a gradient of 0-5% methanol in dichloromethane to afford (*S,E*)-6-(2-(2-chloro-6-fluorophenyl)prop-1-en-1-yl)-2-(2-(pyrrolidin-1-yl)ethyl)-4-((3-(trifluoromethyl)phenyl)sulfonyl)-3,4-dihydro-2*H*-benzo[*b*][1,4]oxazine (23 mg, 47%). ¹H-NMR (400 MHz, CDCl₃) δ 7.88 (s, 1H), 7.82 (m, 2H), 7.74 (m, 1H), 7.58 (t, 1H), 7.4 (m, 1H), 7.22 (m, 2H), 7.16 (m, 1H), 7.04 (m, 2H), 6.88 (d, 1H), 6.82 (m, 1H), 6.38 (s, 1H), 4.16 (m, 3H), 3.24 (m, 2H), 2.18 (s, 3H), 1.94 (m, 2H). MS (ESI+) (M+H)⁺ 606.13.

EXAMPLE 119 – Preparation of Additional *N*-Linked Cycloalkyl or Cyclic Heteroalkyl Benzoxazines

[000611] Compounds in Table 15 were prepared based on experimental procedures described in Examples 117 and 118 and the detailed description.

DEMANDE OU BREVET VOLUMINEUX

LA PRÉSENTE PARTIE DE CETTE DEMANDE OU CE BREVET COMPREND PLUS D'UN TOME.

CECI EST LE TOME 1 DE 2
CONTENANT LES PAGES 1 À 373

NOTE : Pour les tomes additionels, veuillez contacter le Bureau canadien des brevets

JUMBO APPLICATIONS/PATENTS

THIS SECTION OF THE APPLICATION/PATENT CONTAINS MORE THAN ONE VOLUME

THIS IS VOLUME 1 OF 2
CONTAINING PAGES 1 TO 373

NOTE: For additional volumes, please contact the Canadian Patent Office

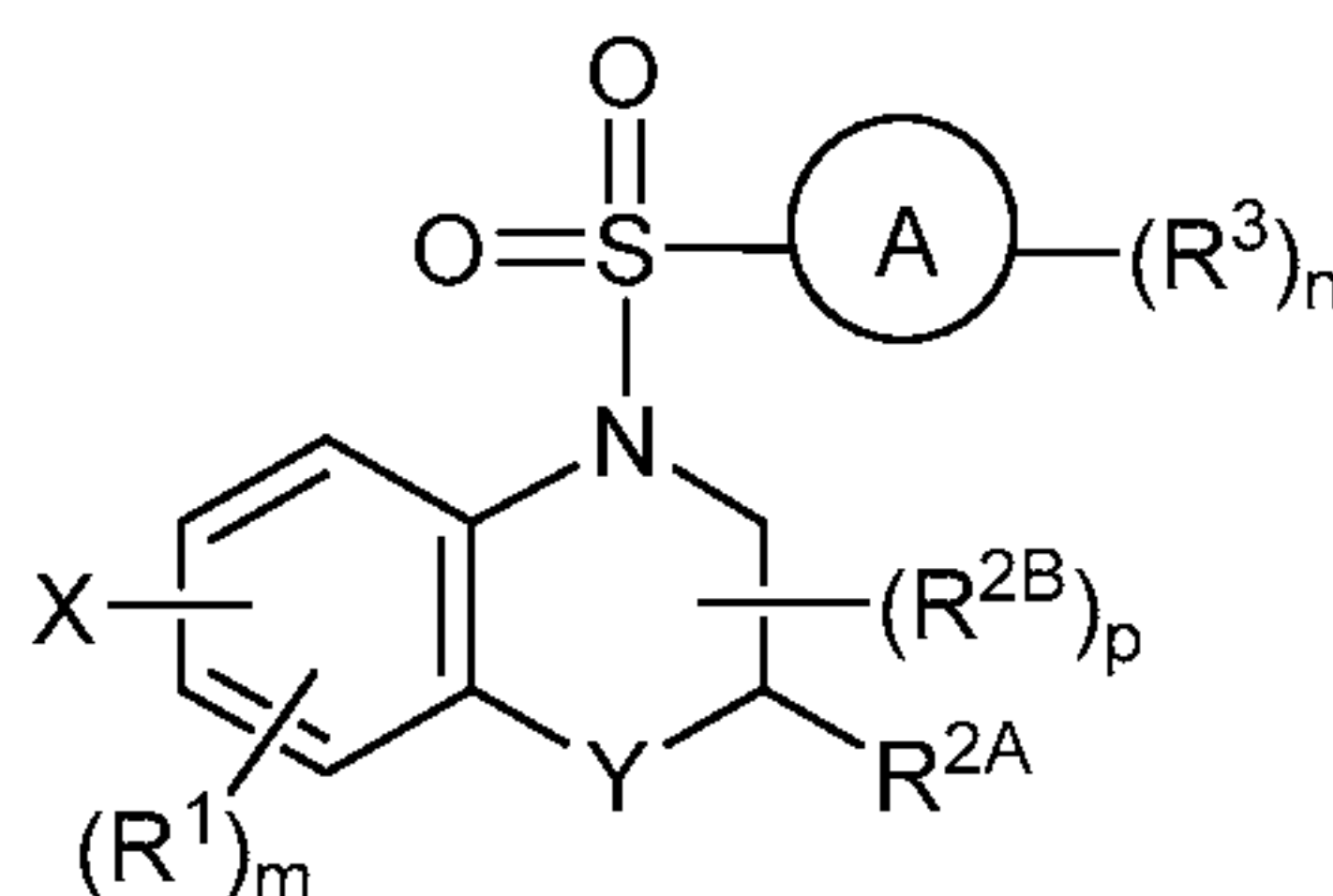
NOM DU FICHER / FILE NAME :

NOTE POUR LE TOME / VOLUME NOTE:

- 523 -

What is claimed is:

1 1. A compound represented by Formula I:



(I)

4 or a pharmaceutically acceptable salt thereof; wherein:

5 A is phenylene, 5-6 membered heteroarylene, or C₃₋₆ heterocycloalkylene;

6 R¹ represents independently for each occurrence halogen, C₁₋₆ alkyl, C₁₋₆ haloalkyl, or
7 C₃₋₆ cycloalkyl;

8 R^{2A} is one of the following:

- 9 (i) hydrogen, C₁₋₆ alkyl, C₁₋₃ haloalkyl, C₃₋₆ cycloalkyl, -(C₁₋₆ alkylene)-(C₃₋₆
10 cycloalkyl), -O-(C₁₋₆ alkylene)-CO₂R⁴, -O-(C₁₋₆ alkylene)-C(O)-(C₁₋₆
11 alkyl), -N(R⁴)-(C₁₋₆ alkylene)-CO₂R⁴, or -N(R⁴)-(C₁₋₆ alkylene)-C(O)-(C₁₋₆
12 alkyl), wherein the C₁₋₆ alkyl, C₃₋₆ cycloalkyl, and C₁₋₆ alkylene are optionally
13 substituted with 1 or 2 substituents independently selected from the group
14 consisting of -CO₂R⁴, -C(O)N(R⁴)(R⁵), -C(O)-N(R⁴)-(C₁₋₄ alkylene)-CO₂R⁴, -
15 N(R⁴)C(O)R⁸, -CN, halogen, hydroxyl, C₁₋₆ alkoxy, C₁₋₆ haloalkoxy, C₁₋₆
16 haloalkyl, -N(R⁴)(R⁵), -N(R⁴)C(O)N(R⁴)(R⁵), -N(R⁴)CO₂R⁹, -N(R⁴)S(O)₂R⁹,
17 and -N(R⁴)S(O)₂N(R⁴)(R⁵); or
- 18 (ii) -CO₂R⁴, -N(R⁴)C(O)R⁹, -N(R⁴)CO₂R⁹, -N(R⁴)C(O)N(R⁴)(R⁵), -N(R⁴)C(O)N(R⁴)
19 (heteroaryl), -N(R⁴)S(O)₂R⁹, -N(R⁴)(R⁵), or -OH;

20 R^{2B} is C₁₋₆ alkyl, C₁₋₃ haloalkyl, or fluoro;

21 R³ represents independently for each occurrence hydrogen, C₁₋₆ haloalkyl, halogen,
22 hydroxyl, C₁₋₆ alkyl, C₃₋₆ cycloalkyl, C₁₋₆ alkoxy, C₁₋₆ haloalkoxy, -N(R⁴)(R⁸), -O-(C₁₋₆
23 hydroxyalkyl), or -O-(C₁₋₆ alkylene)-CO₂R⁴; or two vicinal occurrences of R³ are taken together
24 with intervening atoms to form a 4-6 membered ring;

- 524 -

25 R^4 and R^5 each represent independently for each occurrence hydrogen, C_{1-6} alkyl, or C_{3-6}
 26 cycloalkyl; or an occurrence of R^4 and R^5 attached to the same nitrogen atom are taken together
 27 with the nitrogen atom to which they are attached to form a 3-8 membered heterocyclic ring;

28 R^6 and R^7 each represent independently for each occurrence hydrogen, fluoro, or C_{1-6}
 29 alkyl, or R^6 and R^7 are taken together with the carbon atom to which they are attached to form a
 30 3-6 membered carbocyclic ring; or R^6 and a vicinal occurrence of R^{2B} are taken together to
 31 form a bond;

32 R^8 represents independently for each occurrence C_{1-6} alkyl, C_{3-6} cycloalkyl, $-(C_{1-6}$
 33 alkylene)-(C_{3-6} cycloalkyl), or aryl, each of which is optionally substituted with 1, 2, or 3
 34 substituents independently selected from the group consisting of halogen, hydroxyl, or $-CO_2R^4$;
 35 or R^8 is $-CO_2R^4$;

36 R^9 represents independently for each occurrence C_{1-6} alkyl, C_{3-6} cycloalkyl, $-(C_{1-6}$
 37 alkylene)-(C_{3-6} cycloalkyl), C_{1-6} haloalkyl, or C_{1-6} hydroxyalkyl;

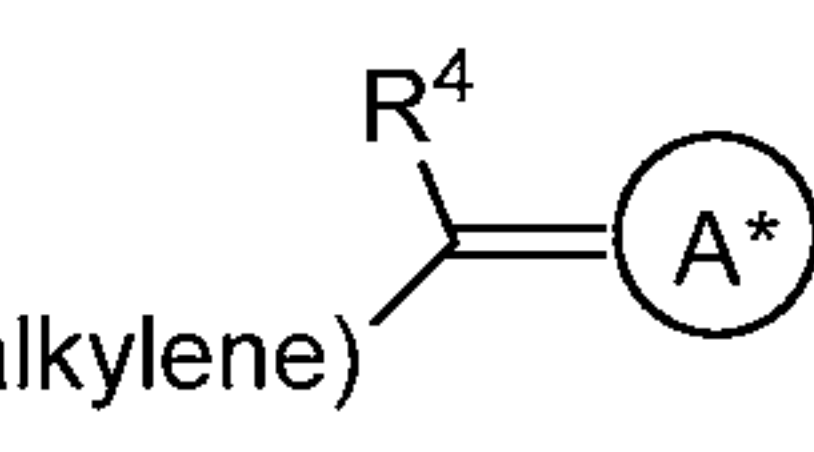
38 X is one of the following:

- 39 (i) -O-aralkyl, -O-heteroaralkyl, -O-phenyl, -O-heteroaryl, -O-(partially unsaturated
 40 bicyclic carbocyclyl), -O-(C_{1-6} alkylene)-(C_{3-6} cycloalkyl), -O-(C_{3-6}
 41 cycloalkyl), -N(R^4)-aralkyl, -N(R^4)-phenyl, -N(R^4)-(partially unsaturated
 42 bicyclic carbocyclyl), or -N(R^4)-(C_{1-6} alkylene)-(C_{3-6} cycloalkyl), each of which
 43 is optionally substituted with 1, 2, or 3 substituents independently selected from
 44 the group consisting of halogen, C_{1-6} haloalkyl, C_{1-6} alkyl, C_{3-6} cycloalkyl, C_{1-6}
 45 alkoxy, C_{1-6} haloalkoxy, -S-(C_{1-6} alkyl), hydroxyl, cyano, $-C(O)R^9$, and $-SO_2R^9$;
- 46 (ii) -S-aralkyl, -S-heteroaralkyl, -S-phenyl, -S-heteroaryl, -S-(partially unsaturated
 47 bicyclic carbocyclyl), -S-(C_{1-6} alkylene)-(C_{3-6} cycloalkyl), or -S-(C_{3-6}
 48 cycloalkyl), each of which is optionally substituted with 1, 2, or 3 substituents
 49 independently selected from the group consisting of halogen, C_{1-6} haloalkyl, C_{1-6}
 50 alkyl, C_{3-6} cycloalkyl, C_{1-6} alkoxy, C_{1-6} haloalkoxy, -S-(C_{1-6} alkyl), hydroxyl,
 51 cyano, $-C(O)R^9$, and $-SO_2R^9$;
- 52 (iii) $-(C_{2-6}$ alkenylene)-phenyl, $-(C_{2-6}$ alkenylene)-heteroaryl, $-(C_{2-6}$ alkenylene)-
 53 (partially unsaturated 8-10 membered bicyclic ring containing 0-3
 54 heteroatoms), $-(C_{1-6}$ alkylene)-phenyl, $-(C_{1-6}$ alkylene)-heteroaryl, $-(C_{1-6}$

- 525 -

55 alkylene)-(partially unsaturated bicyclic heterocyclyl), -(C₁₋₆ alkylene)-(partially
 56 unsaturated bicyclic oxo-heterocyclyl), -(C₁₋₆ alkylene)-(C₃₋₆ cycloalkyl), -(5-6
 57 membered heterocycloalkylene)-phenyl, or -(C₃₋₆ cycloalkylene)-phenyl, each of
 58 which is optionally substituted with 1, 2, or 3 substituents independently
 59 selected from the group consisting of halogen, C₁₋₆ haloalkyl, C₁₋₆ alkyl, C₃₋₆
 60 cycloalkyl, C₁₋₆ alkoxy, C₁₋₆ haloalkoxy, -S-(C₁₋₆ alkyl), hydroxyl, cyano, -
 61 C(O)R⁹, and -SO₂R⁹;

62 (iv) -(C₂₋₆ alkenylene)-(C₁₋₆ alkyl), -(C₂₋₆ alkenylene)-(C₃₋₆ cycloalkyl), or

63 ξ —(C₀₋₄ alkylene) , each of which is optionally substituted with 1, 2,
 64 or 3 substituents independently selected from the group consisting of halogen,
 65 C₁₋₆ haloalkyl, C₁₋₆ alkyl, C₃₋₆ cycloalkyl, C₁₋₆ alkoxy, C₁₋₆ haloalkoxy, -S-(C₁₋₆
 66 alkyl), hydroxyl, cyano, -C(O)R⁹, and -SO₂R⁹, wherein A* is a 5-8 membered,
 67 partially saturated carbocyclic or heterocyclic ring; or

68 (v) -(C₁₋₆ alkylene)-Z¹ or -(C₂₋₆ alkenylene)-Z¹, wherein Z¹ is -O-aralkyl, -O-
 69 heteroaralkyl, -O-phenyl, -O-heteroaryl, -O-(partially unsaturated bicyclic
 70 carbocyclyl), -O-(C₁₋₆ alkylene)-(C₃₋₆ cycloalkyl), -O-(C₃₋₆ cycloalkyl), -N(R⁴)-
 71 aralkyl, -N(R⁴)-phenyl, -N(R⁴)-(partially unsaturated bicyclic
 72 carbocyclyl), -N(R⁴)-(C₁₋₆ alkylene)-(C₃₋₆ cycloalkyl), or -N(R⁴)-(C₃₋₆
 73 cycloalkyl), each of which is optionally substituted with 1, 2, or 3 substituents
 74 independently selected from the group consisting of halogen, C₁₋₆ haloalkyl, C₁₋₆
 75 alkyl, C₃₋₆ cycloalkyl, C₁₋₆ alkoxy, C₁₋₆ haloalkoxy, -S-(C₁₋₆ alkyl), hydroxyl,
 76 cyano, -C(O)R⁹, and -SO₂R⁹;

77 Y is -C(R⁶)(R⁷)-, -O-, -C(O)-, or -S(O)_p-;

78 m and p each represent independently for each occurrence 0, 1, or 2; and

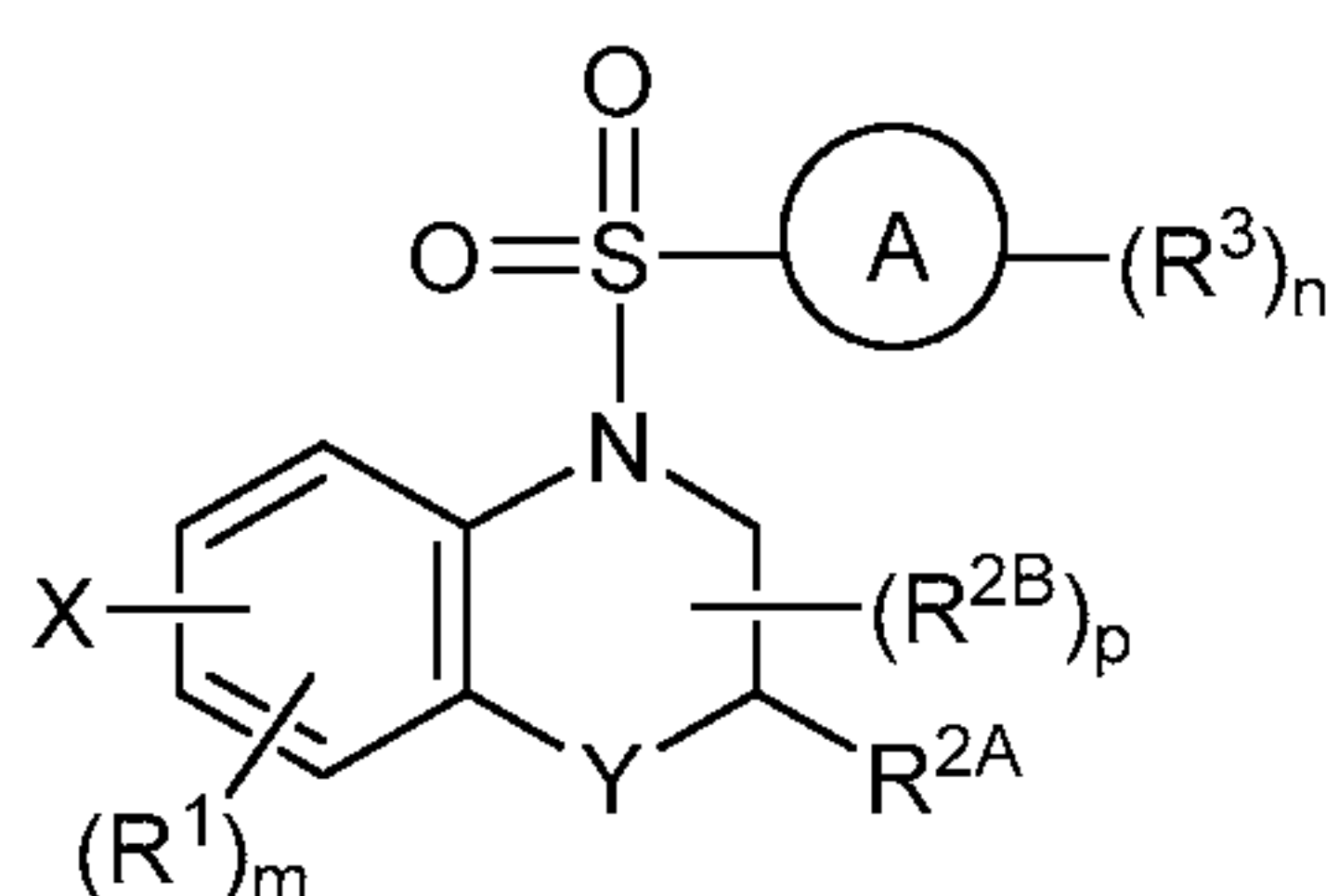
79 n is 1, 2, or 3.

1 2. The compound of claim 1, wherein A is phenylene or 5-6 membered heteroarylene.

1 3. The compound of claim 1 or 2, wherein R¹ represents independently for each occurrence
 2 halogen or C₁₋₆ alkyl.

- 526 -

1 4. The compound of claim 1, wherein the compound is represented by Formula I-A:



(I-A)

2 or a pharmaceutically acceptable salt thereof; wherein:

3 A is phenylene or a 5-6 membered heteroarylene;

4 R¹ represents independently for each occurrence halogen, C₁₋₆ alkyl, or C₃₋₆ cycloalkyl;

5 R^{2A} is hydrogen, C₁₋₆ alkyl or C₃₋₆ cycloalkyl, wherein the C₁₋₆ alkyl or C₃₋₆ cycloalkyl
6 are optionally substituted with 1 or 2 substituents independently selected from the group
7 consisting of -CO₂R⁴, -N(R⁴)C(O)(C₁₋₆ alkyl), -CN, halogen, hydroxyl, C₁₋₆ alkoxy, C₁₋₆
8 haloalkoxy, C₁₋₆ haloalkyl, and -N(R⁴)(R⁵); or R^{2A} is -CO₂R⁴ or -N(R⁴)C(O)(C₁₋₆ alkyl);
9

10 R^{2B} is C₁₋₆ alkyl or C₁₋₃ haloalkyl;

11 R³ represents independently for each occurrence hydrogen, C₁₋₆ haloalkyl, halogen,
12 hydroxyl, C₁₋₆ alkyl, C₁₋₆ alkoxy, C₁₋₆ haloalkoxy, or -O-(C₁₋₆ alkylene)-OH; or two vicinal
13 occurrences of R³ are taken together with intervening atoms to form a 4-6 membered ring;
14

15 R⁴ and R⁵ each represent independently for each occurrence hydrogen, C₁₋₆ alkyl, or C₃₋₆
16 cycloalkyl; or an occurrence of R⁴ and R⁵ attached to the same nitrogen atom are taken together
17 with the nitrogen atom to which they are attached to form a 3-7 membered heterocyclic ring;

18 R⁶ and R⁷ each represent independently for each occurrence hydrogen or C₁₋₆ alkyl, or
19 R⁶ and R⁷ are taken together with the carbon atom to which they are attached to form a 3-6
20 membered carbocyclic ring; or R⁶ and R^{2A} are taken together to form a bond;

21 X is one of the following:

22 (i) -O-aralkyl, -O-heteroaralkyl, -O-phenyl, -O-heteroaryl, -O-(partially unsaturated
23 bicyclic carbocyclyl), -O-(C₁₋₆ alkylene)-(C₃₋₆ cycloalkyl), -N(R⁴)-
24 aralkyl, -N(R⁴)-phenyl, -N(R⁴)-(partially unsaturated bicyclic carbocyclyl),
25 or -N(R⁴)-(C₁₋₆ alkylene)-(C₃₋₆ cycloalkyl), each of which is optionally

- 527 -

26 substituted with 1, 2, or 3 substituents independently selected from the group
 27 consisting of halogen, C₁₋₆ haloalkyl, C₁₋₆ alkyl, C₃₋₆ cycloalkyl, C₁₋₆ alkoxy, and
 28 C₁₋₆ haloalkoxy;

29 (ii) -(C₂₋₆ alkenylene)-phenyl, -(C₂₋₆ alkenylene)-heteroaryl, -(C₁₋₆ alkylene)-
 30 phenyl, -(C₁₋₆ alkylene)-heteroaryl, -(C₁₋₆ alkylene)-(partially unsaturated
 31 bicyclic heterocyclyl), -(C₁₋₆ alkylene)-(partially unsaturated bicyclic oxo-
 32 heterocyclyl), or -(5-6 membered heterocycloalkylene)-phenyl, each of which is
 33 optionally substituted with 1, 2, or 3 substituents independently selected from
 34 the group consisting of halogen, C₁₋₆ haloalkyl, C₁₋₆ alkyl, C₃₋₆ cycloalkyl, C₁₋₆
 35 alkoxy, and C₁₋₆ haloalkoxy; or

36 (iii) -(C₁₋₆ alkylene)-Z¹ or -(C₂₋₆ alkenylene)-Z¹, wherein Z¹ is -O-aralkyl, -O-
 37 heteroaralkyl, -O-phenyl, -O-heteroaryl, -O-(partially unsaturated bicyclic
 38 carbocyclyl), -O-(C₁₋₆alkylene)-(C₃₋₆ cycloalkyl), -O-(C₃₋₆ cycloalkyl), -N(R⁴)-
 39 aralkyl, -N(R⁴)-phenyl, -N(R⁴)-(partially unsaturated bicyclic carbocyclyl),
 40 or -N(R⁴)-(C₁₋₆ alkylene)-(C₃₋₆ cycloalkyl), each of which is optionally
 41 substituted with 1, 2, or 3 substituents independently selected from the group
 42 consisting of halogen, C₁₋₆ haloalkyl, C₁₋₆ alkyl, C₃₋₆ cycloalkyl, C₁₋₆ alkoxy, and
 43 C₁₋₆ haloalkoxy;

44 Y is -C(R⁶)(R⁷)-, -O-, or -C(O)-;

45 m and p are independently 0, 1, or 2; and

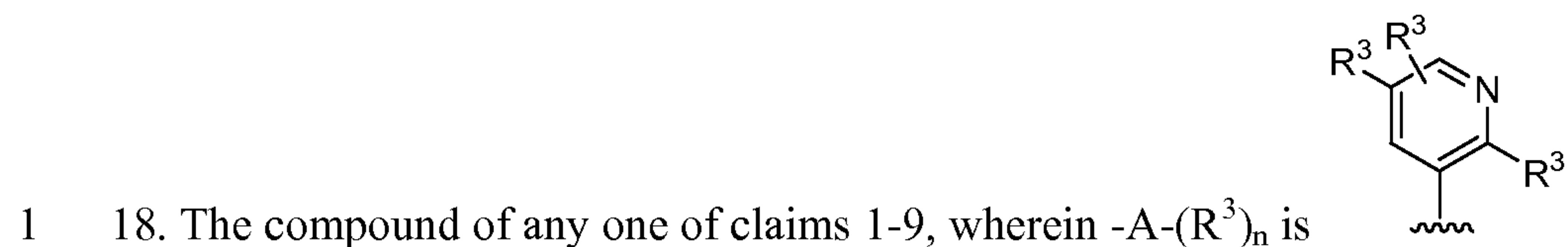
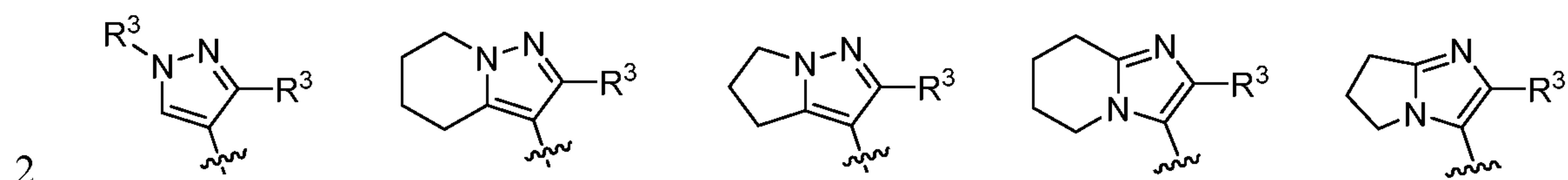
46 n is 1, 2, or 3.

1 5. The compound of any one of claims 1-3, wherein R^{2A} is C₁₋₆ alkyl substituted
 2 by -C(O)N(R⁴)(R⁵), where R⁴ and R⁵ are taken together with the nitrogen atom to which
 3 they are attached to form a 3-8 membered heterocyclic ring substituted with 1, 2, or 3
 4 substituents independently selected from the group consisting of C₁₋₆ haloalkyl, C₁₋₆ alkyl,
 5 and -CO₂R¹⁰, where R¹⁰ is hydrogen or C₁₋₆ alkyl.

1 6. The compound of any one of claims 1-4, wherein R^{2A} is C₁₋₆ alkyl optionally substituted
 2 with 1 or 2 substituents independently selected from the group consisting
 3 of -CO₂R⁴, -N(R⁴)C(O)(C₁₋₆ alkyl), -CN, halogen, hydroxyl, C₁₋₆ alkoxy, C₁₋₆ haloalkoxy,
 4 and -N(R⁴)(R⁵).

- 528 -

- 1 7. The compound of any one of claims 1-4, wherein R^{2A} is C_{1-6} alkyl substituted with 1 or 2
 2 substituents independently selected from the group consisting of $-CO_2R^4$, $-N(R^4)C(O)(C_{1-6}$
 3 alkyl), $-CN$, hydroxyl, and C_{1-6} alkoxy.
- 1 8. The compound of any one of claims 1-4, wherein R^{2A} is $-CO_2R^4$.
- 1 9. The compound of any one of claims 1-8, wherein R^{2B} is methyl.
- 1 10. The compound of any one of claims 1-9, wherein A is phenylene.
- 1 11. The compound of any one of claims 1-9, wherein A is a 5-6 membered heteroarylene.
- 1 12. The compound of any one of claims 1-11, wherein n is 1.
- 1 13. The compound of any one of claims 1-11, wherein n is 1 or 2.
- 1 14. The compound of any one of claims 1-13, wherein R^3 represents independently for each
 2 occurrence C_{1-6} haloalkyl, halogen, C_{1-6} alkyl, C_{1-6} alkoxy, or $-O-(C_{1-6}$ alkylene)-OH.
- 1 15. The compound of any one of claims 1-13, wherein R^3 is trifluoromethyl, fluoro, chloro, or
 2 methoxy.
- 1 16. The compound of any one of claims 1-13, wherein R^3 is trifluoromethyl.
- 1 17. The compound of any one of claims 1-9, wherein $-A-(R^3)_n$ is one of the following:



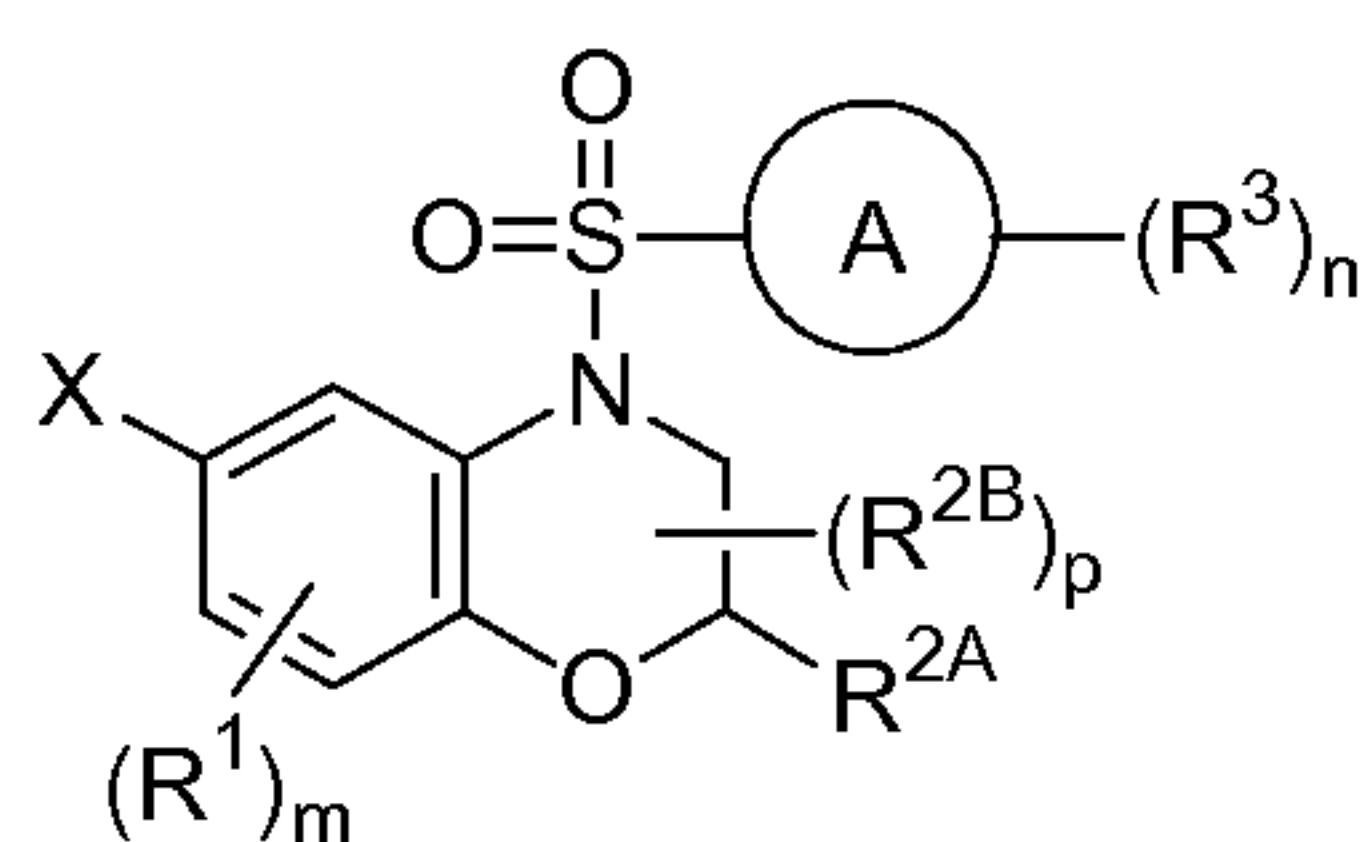
- 1 19. The compound of any one of claims 1-18, wherein X is $-O$ -aralkyl, $-O$ -heteroaralkyl, $-O$ -
 2 phenyl, $-O$ -heteroaryl, $-O$ -(partially unsaturated bicyclic carbocyclyl), $-O$ -(C_{1-6} alkylene)-
 3 (C_{3-6} cycloalkyl), $-N(R^4)$ -aralkyl, $-N(R^4)$ -phenyl, $-N(R^4)$ -(partially unsaturated bicyclic
 4 carbocyclyl), or $-N(R^4)$ -(C_{1-6} alkylene)-(C_{3-6} cycloalkyl), each of which is optionally
 5 substituted with 1, 2, or 3 substituents independently selected from the group consisting of
 6 halogen, C_{1-6} haloalkyl, C_{1-6} alkyl, C_{3-6} cycloalkyl, C_{1-6} alkoxy, and C_{1-6} haloalkoxy.

- 529 -

- 1 20. The compound of any one of claims 1-18, wherein X is -O-aralkyl or -N(R⁴)-aralkyl, each
2 of which is optionally substituted with 1, 2, or 3 substituents independently selected from
3 the group consisting of halogen, C₁₋₆ haloalkyl, C₁₋₆ alkyl, C₃₋₆ cycloalkyl, C₁₋₆ alkoxy, and
4 C₁₋₆ haloalkoxy.
- 1 21. The compound of any one of claims 1-18, wherein X is -O-(C₁₋₆ alkylene)-phenyl
2 or -N(R⁴)-(C₁₋₆ alkylene)-phenyl, each of which is substituted with 1, 2, or 3 substituents
3 independently selected from the group consisting of halogen, C₁₋₆ haloalkyl, C₁₋₆ alkyl, C₃₋₆
4 cycloalkyl, C₁₋₆ alkoxy, and C₁₋₆ haloalkoxy, where at least one substituent is present at the
5 ortho position on the phenyl group in variable X.
- 1 22. The compound of any one of claims 1-18, wherein X is -O-benzyl or -N(R⁴)-benzyl, each
2 of which is substituted with 1 or 2 substituents independently selected from the group
3 consisting of chloro, bromo, and fluoro.
- 1 23. The compound of any one of claims 1-18, wherein X is -(C₂₋₆ alkenylene)-phenyl, -(C₂₋₆
2 alkenylene)-heteroaryl, -(C₁₋₆ alkylene)-phenyl, -(C₁₋₆ alkylene)-heteroaryl, -(C₁₋₆ alkylene)-
3 (partially unsaturated bicyclic heterocyclyl), -(C₁₋₆ alkylene)-(partially unsaturated bicyclic
4 oxo-heterocyclyl), or -(5-6 membered heterocycloalkylene)-phenyl, each of which is
5 optionally substituted with 1, 2, or 3 substituents independently selected from the group
6 consisting of halogen, C₁₋₆ haloalkyl, C₁₋₆ alkyl, C₃₋₆ cycloalkyl, C₁₋₆ alkoxy, and C₁₋₆
7 haloalkoxy.
- 1 24. The compound of any one of claims 1-18, wherein X is -(C₂₋₆ alkenylene)-phenyl, -(C₁₋₆
2 alkylene)-phenyl, or -(C₁₋₆ alkylene)-heteroaryl), each of which is optionally substituted
3 with 1, 2, or 3 substituents independently selected from the group consisting of halogen, C₁₋₆
4 haloalkyl, C₁₋₆ alkyl, C₃₋₆ cycloalkyl, C₁₋₆ alkoxy, and C₁₋₆ haloalkoxy.
- 1 25. The compound of any one of claims 1-18, wherein X is -(C₁₋₆ alkylene)-Z¹ or -(C₂₋₆
2 alkenylene)-Z¹, wherein Z¹ is -O-aralkyl, -O-heteroaralkyl, -O-phenyl, -O-heteroaryl, -O-
3 (partially unsaturated bicyclic carbocyclyl), -O-(C₁₋₆ alkylene)-(C₃₋₆ cycloalkyl), -O-(C₃₋₆
4 cycloalkyl), -N(R⁴)-aralkyl, -N(R⁴)-phenyl, -N(R⁴)-(partially unsaturated bicyclic
5 carbocyclyl), or -N(R⁴)-(C₁₋₆ alkylene)-(C₃₋₆ cycloalkyl), each of which is optionally
6 substituted with 1, 2, or 3 substituents independently selected from the group consisting of
7 halogen, C₁₋₆ haloalkyl, C₁₋₆ alkyl, C₃₋₆ cycloalkyl, C₁₋₆ alkoxy, and C₁₋₆ haloalkoxy.

- 530 -

- 1 26. The compound of any one of claims 1-25, wherein Y is $-C(R^6)(R^7)-$.
- 1 27. The compound of any one of claims 1-26, wherein R^6 and R^7 are independently hydrogen
2 or methyl.
- 1 28. The compound of any one of claims 1-25, wherein Y is $-C(R^6)(R^7)-$, R^6 and R^7 are
2 independently hydrogen or methyl, and X is attached at the 7-position of the 1,2,3,4-
3 tetrahydroquinolinyl ring.
- 1 29. The compound of any one of claims 1-25, wherein Y is $-O-$.
- 1 30. The compound of claim 29, wherein X is attached at the 6-position of the 3,4-dihydro-2H-
2 benzo[b][1,4]oxazinyl ring.
- 1 31. The compound of any one of claims 1-30, wherein m is 0 or 1.
- 1 32. The compound of any one of claims 1-31, wherein p is 0.
- 1 33. The compound of any one of claims 1-31, wherein p is 1.
- 1 34. The compound of any one of claims 1-33, wherein R^1 represents independently for each
2 occurrence halogen, methyl, or cyclopropyl.
- 1 35. A compound represented by Formula I-C:



(I-C)

- 4 or a pharmaceutically acceptable salt thereof; wherein:
- 5 A is phenylene or pyridinylene;
- 6 R^1 represents independently for each occurrence halogen, methyl, ethyl, or cyclopropyl;
- 7 R^{2A} is C_{1-6} alkyl substituted with 1 or 2 substituents independently selected from the
8 group consisting of $-CO_2R^4$, $-C(O)N(R^4)(R^5)$, $-N(R^4)C(O)R^8$, halogen, hydroxyl, C_{1-6} alkoxy,
9 C_{1-6} haloalkoxy, and $-N(R^4)(R^5)$;
- 10 R^{2B} is methyl or ethyl;

- 531 -

11 R^3 represents independently for each occurrence C_{1-3} haloalkyl, halogen, C_{1-3} alkyl,
12 or $-O-(C_{1-6}$ hydroxyalkyl);

13 R^4 and R^5 each represent independently for each occurrence hydrogen or methyl; or an
14 occurrence of R^4 and R^5 attached to the same nitrogen atom are taken together with the nitrogen
15 atom to which they are attached to form a 3-7 membered heterocyclic ring;

16 R^8 represents independently for each occurrence C_{1-6} alkyl, C_{3-6} cycloalkyl, or $-(C_{1-6}$
17 alkylene)-(C_{3-6} cycloalkyl), each of which is optionally substituted with 1, 2, or 3 substituents
18 independently selected from the group consisting of halogen, hydroxyl, and $-CO_2R^4$;

19 X is $-(C_{2-6}$ alkenylene)-phenyl substituted with 1, 2, or 3 substituents independently
20 selected from the group consisting of halogen, C_{1-6} haloalkyl, C_{1-6} alkyl, C_{3-6} cycloalkyl, C_{1-6}
21 alkoxy, and C_{1-6} haloalkoxy;

22 m and p are independently 0 or 1; and

23 n is 1 or 2.

1 36. The compound of claim 35, wherein A is phenylene.

1 37. The compound of claim 35, wherein A is pyridinylene.

1 38. The compound of any one of claims 35-37, wherein R^1 is fluoro or methyl.

1 39. The compound of any one of claims 35-38, wherein R^{2A} is C_{1-6} alkyl substituted
2 with $-CO_2R^4$.

1 40. The compound of any one of claims 35-38, wherein R^{2A} is C_{1-6} alkyl substituted
2 with $-C(O)N(R^4)(R^5)$.

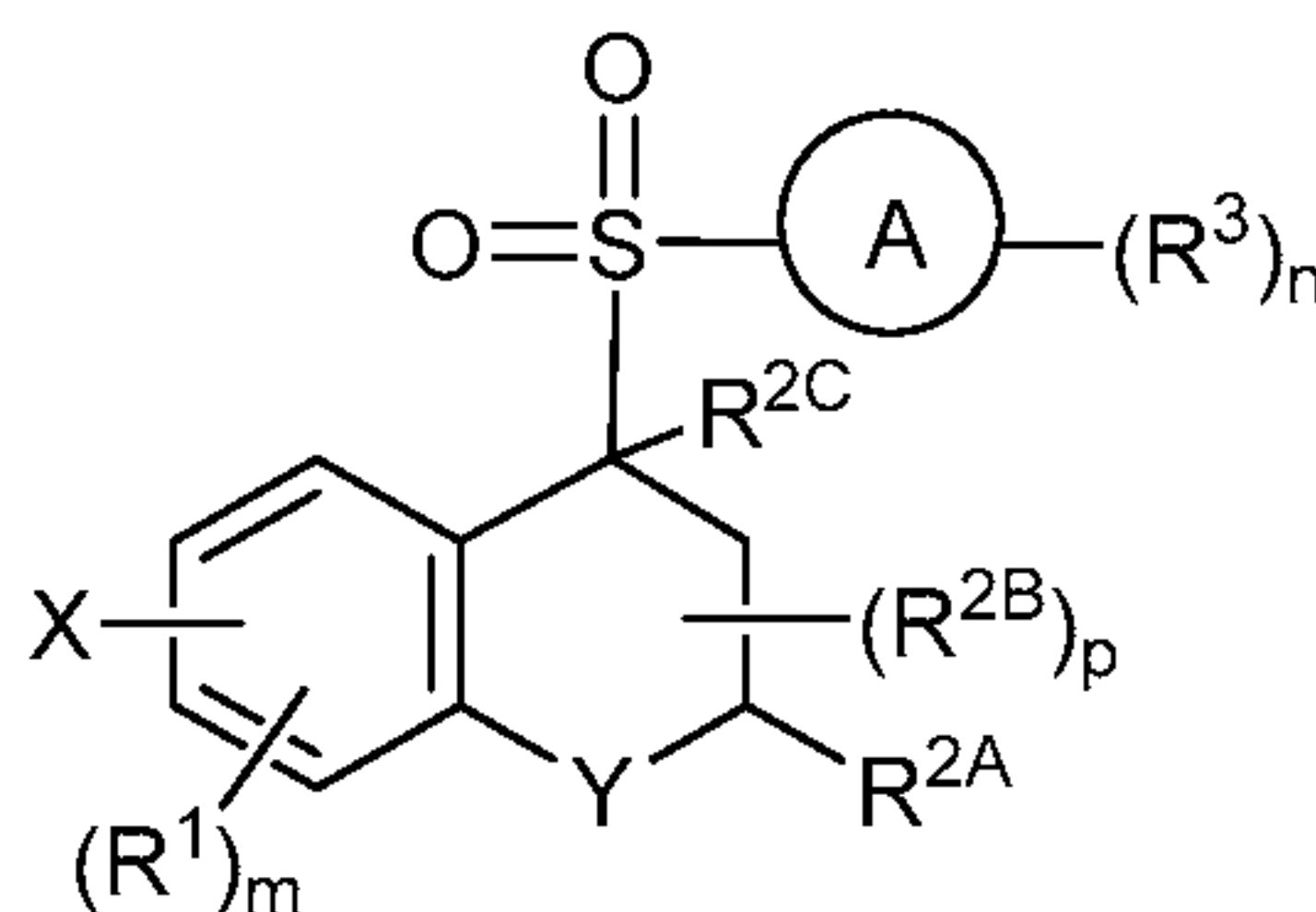
1 41. The compound of any one of claims 35-40, wherein R^3 represents independently for each
2 occurrence trifluoromethyl, halogen, or $-O-(C_{1-6}$ hydroxyalkyl).

1 42. The compound of any one of claims 35-41, wherein R^4 and R^5 are taken together with the
2 nitrogen atom to which they are attached to form a 3-7 membered heterocyclic ring.

1 43. The compound of any one of claims 35-41, wherein R^4 and R^5 are taken together with the
2 nitrogen atom to which they are attached to form a 3-8 membered heterocyclic ring
3 substituted with 1, 2, or 3 substituents independently selected from the group consisting of
4 C_{1-6} haloalkyl, C_{1-6} alkyl, and $-CO_2R^{10}$, where R^{10} is hydrogen or C_{1-6} alkyl.

- 532 -

- 1 44. The compound of any one of claims 35-43, wherein X is $-(C_{2-4} \text{ alkenylene})$ -phenyl
 2 substituted with 1, 2, or 3 substituents independently selected from the group consisting of
 3 halogen and C_{1-6} haloalkyl.
- 1 45. The compound of any one of claims 35-43, wherein X is $-(C_{2-4} \text{ alkenylene})$ -phenyl
 2 substituted with 1, 2, or 3 substituents independently selected from the group consisting of
 3 chloro, fluoro, and trifluoromethyl.
- 1 46. The compound of any one of claims 35-43, wherein X is $-(C_{2-4} \text{ alkenylene})$ -phenyl
 2 substituted with 1 or 2 substituents independently selected from the group consisting of
 3 chloro, fluoro, and trifluoromethyl, and said substituents are located at the *ortho* positions
 4 of the phenyl group.
- 1 47. The compound of any one of claims 35-46, wherein m and p are independently 0.
- 1 48. The compound of any one of claims 35-47, wherein n is 1.
- 1 49. A compound in Table 1, 1-A, 24, or 25, or a pharmaceutically acceptable salt thereof.
- 1 50. A compound in Table 26, or a pharmaceutically acceptable salt thereof.
- 1 51. A compound represented by Formula II:



- 2
 3
 4 or a pharmaceutically acceptable salt thereof; wherein:
- 5 A is phenylene, 5-6 membered heteroarylene, or C_{3-6} heterocycloalkylene;
- 6 R^1 represents independently for each occurrence halogen, C_{1-6} alkyl, C_{1-6} haloalkyl, or
 7 C_{3-6} cycloalkyl;
- 8 R^{2A} is one of the following:
- 9 (i) hydrogen, C_{1-6} alkyl, C_{1-3} haloalkyl, C_{3-6} cycloalkyl, $-(C_{1-6} \text{ alkylene})$ -(C_{3-6}
 10 cycloalkyl), $-O$ -($C_{1-6} \text{ alkylene})$ - CO_2R^4 , $-O$ -($C_{1-6} \text{ alkylene})$ - $C(O)$ -(C_{1-6}

- 533 -

11 alkyl), $-N(R^4)-(C_{1-6} \text{ alkylene})-CO_2R^4$, or $-N(R^4)-(C_{1-6} \text{ alkylene})-C(O)-(C_{1-6}$
 12 alkyl), wherein the C_{1-6} alkyl, C_{3-6} cycloalkyl, and C_{1-6} alkylene are optionally
 13 substituted with 1 or 2 substituents independently selected from the group
 14 consisting of $-CO_2R^4$, $-C(O)N(R^4)(R^5)$, $-C(O)-N(R^4)-(C_{1-4} \text{ alkylene})-CO_2R^4$, $-$
 15 $N(R^4)C(O)R^8$, $-CN$, halogen, hydroxyl, C_{1-6} alkoxy, C_{1-6} haloalkoxy, C_{1-6}
 16 haloalkyl, $-N(R^4)(R^5)$, $-N(R^4)C(O)N(R^4)(R^5)$, $-N(R^4)CO_2R^9$, $-N(R^4)S(O)_2R^9$,
 17 and $-N(R^4)S(O)_2N(R^4)(R^5)$; or

18 (ii) $-CO_2R^4$, $-N(R^4)C(O)R^9$, $-N(R^4)CO_2R^9$, $-N(R^4)C(O)N(R^4)(R^5)$, $-N(R^4)C(O)N(R^4)$
 19 (heteroaryl), $-N(R^4)S(O)_2R^9$, $-N(R^4)(R^5)$, or $-OH$;

20 R^{2B} is C_{1-6} alkyl, C_{1-3} haloalkyl, or fluoro;

21 R^{2C} is hydrogen or C_{1-6} alkyl;

22 R^3 represents independently for each occurrence hydrogen, C_{1-6} haloalkyl, halogen,
 23 hydroxyl, C_{1-6} alkyl, C_{3-6} cycloalkyl, C_{1-6} alkoxy, C_{1-6} haloalkoxy, $-N(R^4)(R^8)$, $-O-(C_{1-6}$
 24 hydroxyalkyl), or $-O-(C_{1-6} \text{ alkylene})-CO_2R^4$; or two vicinal occurrences of R^3 are taken together
 25 with intervening atoms to form a 4-6 membered ring;

26 R^4 and R^5 each represent independently for each occurrence hydrogen, C_{1-6} alkyl, or C_{3-6}
 27 cycloalkyl; or an occurrence of R^4 and R^5 attached to the same nitrogen atom are taken together
 28 with the nitrogen atom to which they are attached to form a 3-8 membered heterocyclic ring;

29 R^6 and R^7 each represent independently for each occurrence hydrogen, fluoro, or C_{1-6}
 30 alkyl, or R^6 and R^7 are taken together with the carbon atom to which they are attached to form a
 31 3-6 membered carbocyclic ring; or R^6 and a vicinal occurrence of R^{2B} are taken together to
 32 form a bond;

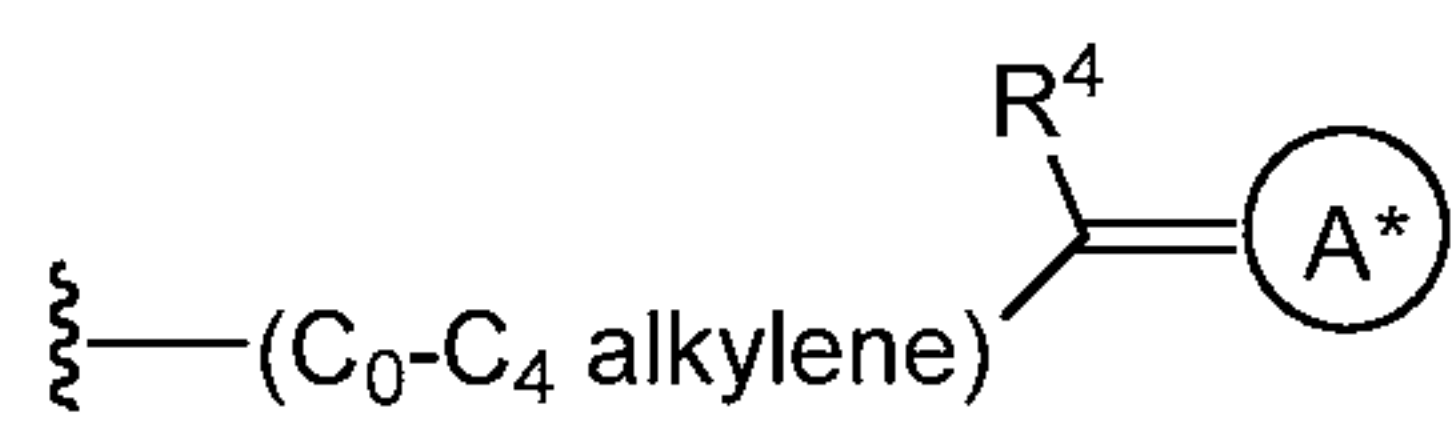
33 R^8 represents independently for each occurrence C_{1-6} alkyl, C_{3-6} cycloalkyl, $-(C_{1-6}$
 34 alkylene) $-(C_{3-6} \text{ cycloalkyl})$, or aryl, each of which is optionally substituted with 1, 2, or 3
 35 substituents independently selected from the group consisting of halogen, hydroxyl, or $-CO_2R^4$;
 36 or R^8 is $-CO_2R^4$;

37 R^9 represents independently for each occurrence C_{1-6} alkyl, C_{3-6} cycloalkyl, $-(C_{1-6}$
 38 alkylene) $-(C_{3-6} \text{ cycloalkyl})$, C_{1-6} haloalkyl, or C_{1-6} hydroxyalkyl;

- 534 -

39 X is one of the following:

- 40 (i) -O-aralkyl, -O-heteroaralkyl, -O-phenyl, -O-heteroaryl, -O-(partially unsaturated
41 bicyclic carbocyclyl), -O-(C₁₋₆ alkylene)-(C₃₋₆ cycloalkyl), -O-(C₃₋₆
42 cycloalkyl), -N(R⁴)-aralkyl, -N(R⁴)-phenyl, -N(R⁴)-(partially unsaturated
43 bicyclic carbocyclyl), or -N(R⁴)-(C₁₋₆ alkylene)-(C₃₋₆ cycloalkyl), each of which
44 is optionally substituted with 1, 2, or 3 substituents independently selected from
45 the group consisting of halogen, C₁₋₆ haloalkyl, C₁₋₆ alkyl, C₃₋₆ cycloalkyl, C₁₋₆
46 alkoxy, C₁₋₆ haloalkoxy, -S-(C₁₋₆ alkyl), hydroxyl, cyano, -C(O)R⁹, and -SO₂R⁹;
- 47 (ii) -S-aralkyl, -S-heteroaralkyl, -S-phenyl, -S-heteroaryl, -S-(partially unsaturated
48 bicyclic carbocyclyl), -S-(C₁₋₆ alkylene)-(C₃₋₆ cycloalkyl), or -S-(C₃₋₆
49 cycloalkyl), each of which is optionally substituted with 1, 2, or 3 substituents
50 independently selected from the group consisting of halogen, C₁₋₆ haloalkyl, C₁₋₆
51 alkyl, C₃₋₆ cycloalkyl, C₁₋₆ alkoxy, C₁₋₆ haloalkoxy, -S-(C₁₋₆ alkyl), hydroxyl,
52 cyano, -C(O)R⁹, and -SO₂R⁹;
- 53 (iii) -(C₂₋₆ alkenylene)-phenyl, -(C₂₋₆ alkenylene)-heteroaryl, -(C₂₋₆ alkenylene)-
54 (partially unsaturated 8-10 membered bicyclic ring containing 0-3
55 heteroatoms), -(C₁₋₆ alkylene)-phenyl, -(C₁₋₆ alkylene)-heteroaryl, -(C₁₋₆
56 alkylene)-(partially unsaturated bicyclic heterocyclyl), -(C₁₋₆ alkylene)-(partially
57 unsaturated bicyclic oxo-heterocyclyl), -(C₁₋₆ alkylene)-(C₃₋₆ cycloalkyl), -(5-6
58 membered heterocycloalkylene)-phenyl, or -(C₃₋₆ cycloalkylene)-phenyl, each of
59 which is optionally substituted with 1, 2, or 3 substituents independently
60 selected from the group consisting of halogen, C₁₋₆ haloalkyl, C₁₋₆ alkyl, C₃₋₆
61 cycloalkyl, C₁₋₆ alkoxy, C₁₋₆ haloalkoxy, -S-(C₁₋₆ alkyl), hydroxyl, cyano, -
62 C(O)R⁹, and -SO₂R⁹;
- 63 (iv) -(C₂₋₆ alkenylene)-(C₁₋₆ alkyl), -(C₂₋₆ alkenylene)-(C₃₋₆ cycloalkyl), or



- 64 , each of which is optionally substituted with 1, 2,
65 or 3 substituents independently selected from the group consisting of halogen,
66 C₁₋₆ haloalkyl, C₁₋₆ alkyl, C₃₋₆ cycloalkyl, C₁₋₆ alkoxy, C₁₋₆ haloalkoxy, -S-(C₁₋₆

- 535 -

67 alkyl), hydroxyl, cyano, $-C(O)R^9$, and $-SO_2R^9$, wherein A^* is a 5-8 membered,
 68 partially saturated carbocyclic or heterocyclic ring; or
 69 (v) $-(C_{1-6} \text{ alkylene})-Z^1$ or $-(C_{2-6} \text{ alkenylene})-Z^1$, wherein Z^1 is -O-aralkyl, -O-
 70 heteroaralkyl, -O-phenyl, -O-heteroaryl, -O-(partially unsaturated bicyclic
 71 carbocyclyl), -O-(C_{1-6} alkylene)-(C_{3-6} cycloalkyl), -O-(C_{3-6} cycloalkyl), -N(R^4)-
 72 aralkyl, -N(R^4)-phenyl, -N(R^4)-(partially unsaturated bicyclic
 73 carbocyclyl), -N(R^4)-(C_{1-6} alkylene)-(C_{3-6} cycloalkyl), or -N(R^4)-(C_{3-6}
 74 cycloalkyl), each of which is optionally substituted with 1, 2, or 3 substituents
 75 independently selected from the group consisting of halogen, C_{1-6} haloalkyl, C_{1-6}
 76 alkyl, C_{3-6} cycloalkyl, C_{1-6} alkoxy, C_{1-6} haloalkoxy, -S-(C_{1-6} alkyl), hydroxyl,
 77 cyano, $-C(O)R^9$, and $-SO_2R^9$;

78 Y is $-C(R^6)(R^7)-$, -O-, $-C(O)-$, or $-S(O)_p-$;

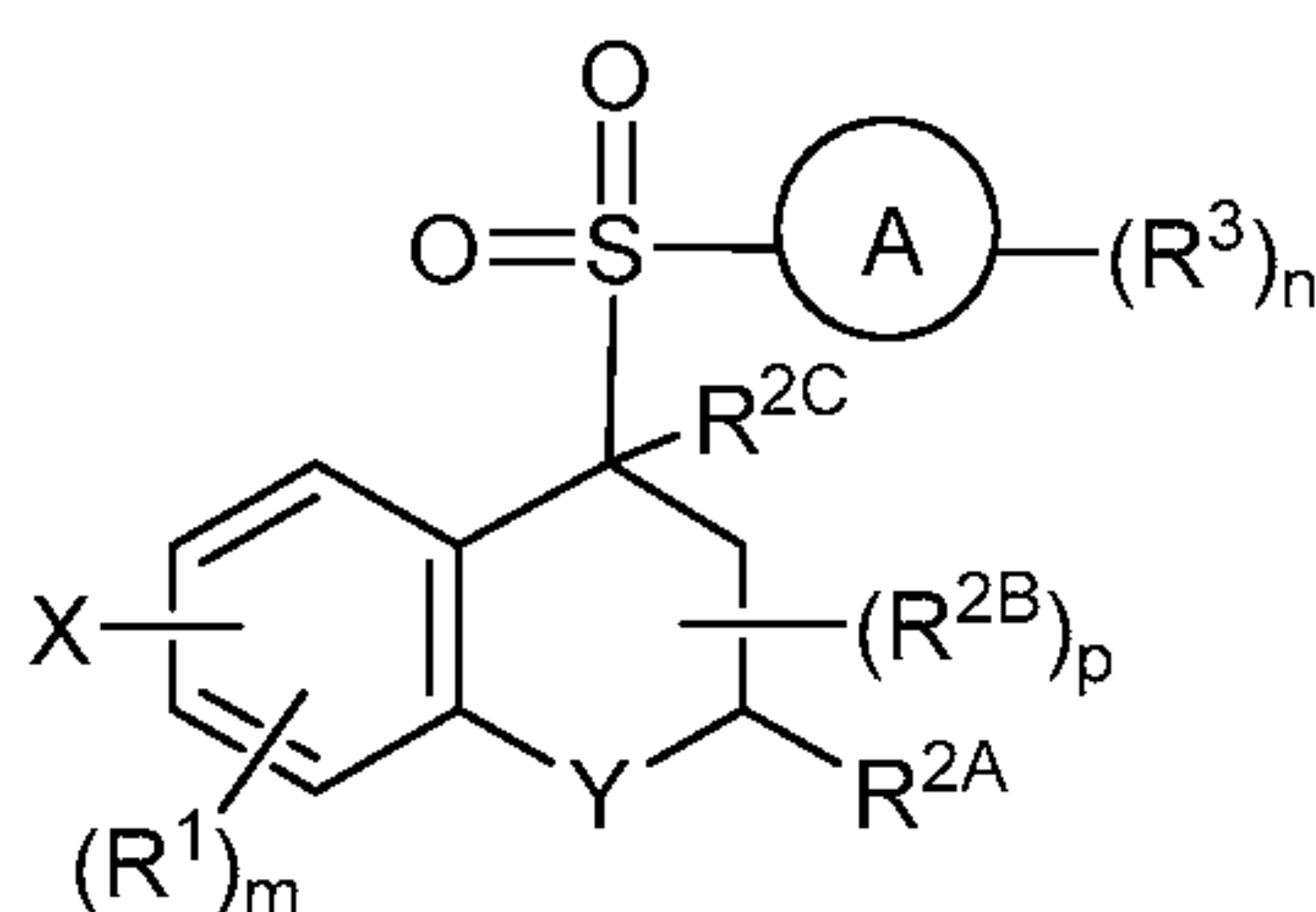
79 m and p each represent independently for each occurrence 0, 1, or 2; and

80 n is 1, 2, or 3.

1 52. The compound of claim 51, wherein A is phenylene or 5-6 membered heteroarylene.

1 53. The compound of claim 51 or 52, wherein R^1 represents independently for each occurrence
 2 halogen or C_{1-6} alkyl.

1 54. The compound of claim 51, wherein the compound is represented by Formula II-A:



(II-A)

4 or a pharmaceutically acceptable salt thereof; wherein:

5 A is phenylene or a 5-6 membered heteroarylene;

6 R^1 represents independently for each occurrence halogen, C_{1-6} alkyl, or C_{3-6} cycloalkyl;

- 536 -

7 R^{2A} is hydrogen, C_{1-6} alkyl, or C_{3-6} cycloalkyl, wherein the C_{1-6} alkyl or C_{3-6} cycloalkyl
8 are optionally substituted with 1 or 2 substituents independently selected from the group
9 consisting of $-CO_2R^4$, $-N(R^4)C(O)(C_{1-6} \text{ alkyl})$, $-CN$, halogen, hydroxyl, C_{1-6} alkoxy, C_{1-6}
10 haloalkoxy, C_{1-6} haloalkyl, and $-N(R^4)(R^5)$; or R^{2A} is $-CO_2R^4$ or $-N(R^4)C(O)(C_{1-6} \text{ alkyl})$;

11 R^{2B} is C_{1-6} alkyl or C_{1-3} haloalkyl;

12 R^{2C} is hydrogen or C_{1-6} alkyl;

13 R^3 represents independently for each occurrence hydrogen, C_{1-6} haloalkyl, halogen,
14 hydroxyl, C_{1-6} alkyl, C_{1-6} alkoxy, C_{1-6} haloalkoxy, or $-O-(C_{1-6} \text{ alkylene})-OH$; or two vicinal
15 occurrences of R^3 are taken together with intervening atoms to form a 4-6 membered ring;

16 R^4 and R^5 each represent independently for each occurrence hydrogen, C_{1-6} alkyl, or C_{3-6}
17 cycloalkyl; or an occurrence of R^4 and R^5 attached to the same nitrogen atom are taken together
18 with the nitrogen atom to which they are attached to form a 3-7 membered heterocyclic ring;

19 R^6 and R^7 each represent independently for each occurrence hydrogen or C_{1-6} alkyl, or
20 R^6 and R^7 are taken together with the carbon atom to which they are attached to form a 3-6
21 membered carbocyclic ring; or R^6 and R^{2A} are taken together to form a bond;

22 X is one of the following:

23 (i) $-O$ -aralkyl, $-O$ -heteroaralkyl, $-O$ -phenyl, $-O$ -heteroaryl, $-O$ -(partially unsaturated
24 bicyclic carbocyclyl), $-O-(C_{1-6} \text{ alkylene})-(C_{3-6} \text{ cycloalkyl})$, $-N(R^4)$ -
25 aralkyl, $-N(R^4)$ -phenyl, $-N(R^4)$ -(partially unsaturated bicyclic carbocyclyl),
26 or $-N(R^4)$ -(C_{1-6} alkylene)-(C_{3-6} cycloalkyl), each of which is optionally
27 substituted with 1, 2, or 3 substituents independently selected from the group
28 consisting of halogen, C_{1-6} haloalkyl, C_{1-6} alkyl, C_{3-6} cycloalkyl, C_{1-6} alkoxy, and
29 C_{1-6} haloalkoxy;

30 (ii) $-(C_{2-6} \text{ alkenylene})$ -phenyl, $-(C_{2-6} \text{ alkenylene})$ -heteroaryl, $-(C_{1-6} \text{ alkylene})$ -
31 phenyl, $-(C_{1-6} \text{ alkylene})$ -heteroaryl, $-(C_{1-6} \text{ alkylene})$ -(partially unsaturated
32 bicyclic heterocyclyl), $-(C_{1-6} \text{ alkylene})$ -(partially unsaturated bicyclic oxo-
33 heterocyclyl), or $-(5-6 \text{ membered heterocycloalkylene})$ -phenyl, each of which is
34 optionally substituted with 1, 2, or 3 substituents independently selected from
35 the group consisting of halogen, C_{1-6} haloalkyl, C_{1-6} alkyl, C_{3-6} cycloalkyl, C_{1-6}
36 alkoxy, and C_{1-6} haloalkoxy; or

- 537 -

37 (iii) $-(C_{1-6} \text{ alkylene})-Z^1$ or $-(C_{2-6} \text{ alkenylene})-Z^1$, wherein Z^1 is -O-aralkyl, -O-
 38 heteroaralkyl, -O-phenyl, -O-heteroaryl, -O-(partially unsaturated bicyclic
 39 carbocyclyl), -O-(C_{1-6} alkylene)-(C_{3-6} cycloalkyl), -O-(C_{3-6} cycloalkyl), -N(R^4)-
 40 aralkyl, -N(R^4)-phenyl, -N(R^4)-(partially unsaturated bicyclic carbocyclyl),
 41 or -N(R^4)-(C_{1-6} alkylene)-(C_{3-6} cycloalkyl), each of which is optionally
 42 substituted with 1, 2, or 3 substituents independently selected from the group
 43 consisting of halogen, C_{1-6} haloalkyl, C_{1-6} alkyl, C_{3-6} cycloalkyl, C_{1-6} alkoxy, and
 44 C_{1-6} haloalkoxy;

45 Y is $-C(R^6)(R^7)-$, -O-, or $-C(O)-$;

46 m and p are independently 0, 1, or 2; and

47 n is 1, 2, or 3.

1 55. The compound of any one of claims 51-54, wherein A is phenylene.

1 56. The compound of any one of claims 51-54, wherein A is a 5-6 membered heteroarylene.

1 57. The compound of any one of claims 51-56, wherein n is 1.

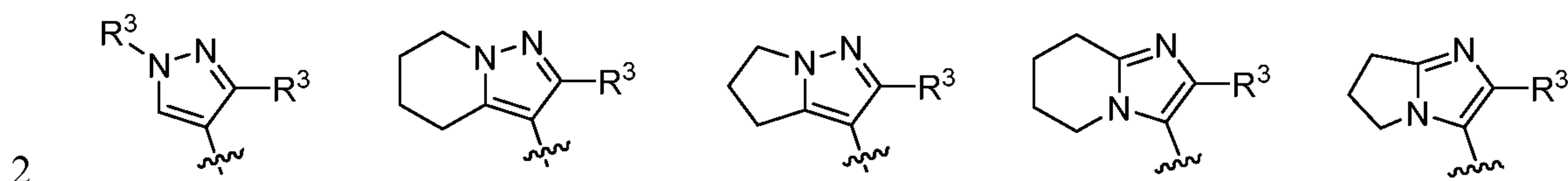
1 58. The compound of any one of claims 51-56, wherein n is 1 or 2.

1 59. The compound of any one of claims 51-58, wherein R^3 represents independently for each
 2 occurrence C_{1-6} haloalkyl, halogen, C_{1-6} alkyl, C_{1-6} alkoxy, or $-O-(C_{1-6} \text{ alkylene})-OH$.

1 60. The compound of any one of claims 51-58, wherein R^3 is trifluoromethyl, fluoro, chloro, or
 2 methoxy.

1 61. The compound of any one of claims 51-58, wherein R^3 is trifluoromethyl.

1 62. The compound of any one of claims 51-54, wherein $-A-(R^3)_n$ is one of the following:



1 63. The compound of any one of claims 51-62, wherein R^1 represents independently for each
 2 occurrence halogen, methyl, or cyclopropyl.

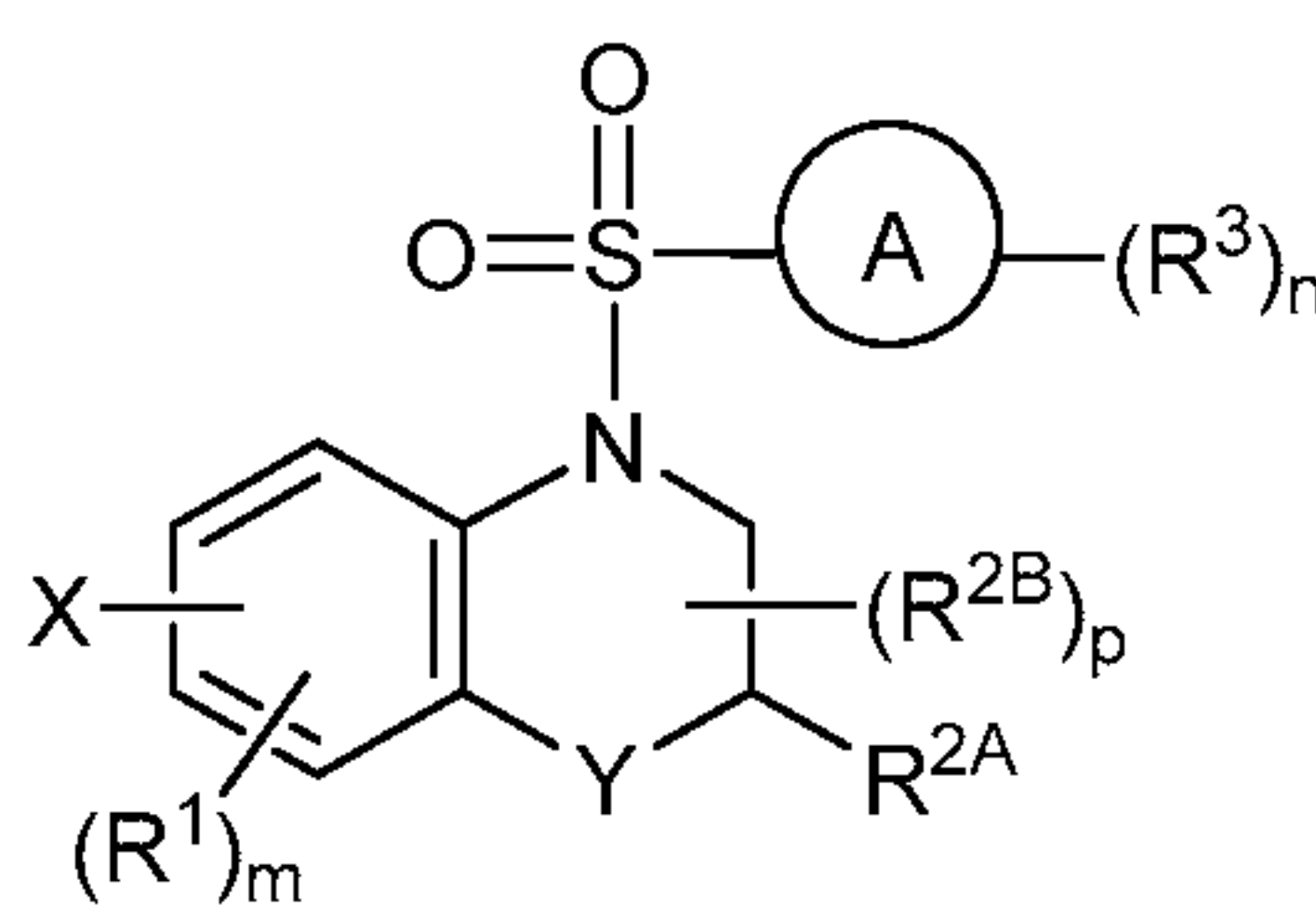
1 64. The compound of any one of claims 51-63, wherein R^{2A} is C_{1-6} alkyl optionally substituted
 2 with 1 or 2 substituents independently selected from the group consisting

- 538 -

- 3 of $-\text{CO}_2\text{R}^4$, $-\text{N}(\text{R}^4)\text{C}(\text{O})(\text{C}_{1-6}\text{ alkyl})$, $-\text{CN}$, halogen, hydroxyl, C_{1-6} alkoxy, C_{1-6} haloalkoxy,
4 and $-\text{N}(\text{R}^4)(\text{R}^5)$.
- 1 65. The compound of any one of claims 51-63, wherein $\text{R}^{2\text{A}}$ is C_{1-6} alkyl substituted with 1 or 2
2 substituents independently selected from the group consisting of $-\text{CO}_2\text{R}^4$, $-\text{N}(\text{R}^4)\text{C}(\text{O})(\text{C}_{1-6}$
3 alkyl), $-\text{CN}$, hydroxyl, and C_{1-6} alkoxy.
- 1 66. The compound of any one of claims 51-63, wherein $\text{R}^{2\text{A}}$ is $-\text{CO}_2\text{R}^4$.
- 1 67. The compound of any one of claims 51-66, wherein $\text{R}^{2\text{B}}$ is methyl.
- 1 68. The compound of any one of claims 51-67, wherein X is $-\text{O}$ -aralkyl, $-\text{O}$ -heteroaralkyl, $-\text{O}$ -
2 phenyl, $-\text{O}$ -heteroaryl, $-\text{O}$ -(partially unsaturated bicyclic carbocyclyl), $-\text{O}$ -(C_{1-6} alkylene)-
3 (C_{3-6} cycloalkyl), $-\text{N}(\text{R}^4)$ -aralkyl, $-\text{N}(\text{R}^4)$ -phenyl, $-\text{N}(\text{R}^4)$ -(partially unsaturated bicyclic
4 carbocyclyl), or $-\text{N}(\text{R}^4)$ -(C_{1-6} alkylene)-(C_{3-6} cycloalkyl), each of which is optionally
5 substituted with 1, 2, or 3 substituents independently selected from the group consisting of
6 halogen, C_{1-6} haloalkyl, C_{1-6} alkyl, C_{3-6} cycloalkyl, C_{1-6} alkoxy, and C_{1-6} haloalkoxy.
- 1 69. The compound of any one of claims 51-67, wherein X is $-\text{O}$ -aralkyl or $-\text{N}(\text{R}^4)$ -aralkyl, each
2 of which is optionally substituted with 1, 2, or 3 substituents independently selected from
3 the group consisting of halogen, C_{1-6} haloalkyl, C_{1-6} alkyl, C_{3-6} cycloalkyl, C_{1-6} alkoxy, and
4 C_{1-6} haloalkoxy.
- 1 70. The compound of any one of claims 51-67, wherein X is $-\text{O}$ -benzyl or $-\text{N}(\text{R}^4)$ -benzyl, each
2 of which is substituted with 1 or 2 substituents independently selected from the group
3 consisting of chloro, bromo, and fluoro.
- 1 71. The compound of any one of claims 51-70, wherein Y is $-\text{C}(\text{R}^6)(\text{R}^7)-$.
- 1 72. The compound of any one of claims 51-70, wherein Y is $-\text{C}(\text{R}^6)(\text{R}^7)-$, R^6 and R^7 are
2 independently hydrogen or methyl, and X is attached at the 7-position of the 1,2,3,4-
3 tetrahydronaphthalenyl ring.
- 1 73. The compound of any one of claims 51-70, wherein Y is $-\text{O}$ -.
- 1 74. The compound of claim 51, wherein the compound is a compound in Table 2 or a
2 pharmaceutically acceptable salt thereof.
- 1 75. A pharmaceutical composition comprising a compound of any one of claims 1-74 and a
2 pharmaceutically acceptable carrier.

- 539 -

- 1 76. A method of treating a disorder selected from the group consisting of cancer, bacterial
 2 infection, fungal infection, and immune deficiency disorder, comprising administering a
 3 therapeutically effective amount of a compound of any one of claims 1-74 to a subject in
 4 need thereof to ameliorate a symptom of the disorder.
- 1 77. The method of claim 76, wherein the disorder is cancer.
- 1 78. The method of claim 76, wherein the disorder is colon cancer, pancreatic cancer, breast
 2 cancer, ovarian cancer, prostate cancer, squamous cell carcinoma, basal cell carcinoma,
 3 adenocarcinoma, sweat gland carcinoma, sebaceous gland carcinoma, lung cancer,
 4 leukemia, bladder cancer, stomach cancer, cervical cancer, testicular cancer, skin cancer,
 5 rectal cancer, thyroid cancer, kidney cancer, uterus cancer, esophagus cancer, liver cancer,
 6 an acoustic neuroma, oligodendroglioma, meningioma, neuroblastoma, or retinoblastoma.
- 1 79. A method of increasing the amount of IL-17 in a subject, comprising administering to a
 2 subject an effective amount of a compound of any one of claims 1-74 to increase the
 3 amount of IL-17 in the subject.
- 1 80. The method of any one of claims 76-79, wherein the subject is a human.
- 1 81. A method of promoting the activity of ROR γ , comprising exposing a ROR γ to an effective
 2 amount of a compound of any one of claims 1-74 to promote the activity of said ROR γ .
- 1 82. A compound represented by Formulae III or IV:



(III)

- 2
 3
 4 or a pharmaceutically acceptable salt thereof; wherein:
 5 A is phenylene, 5-6 membered heteroarylene, or C₃₋₆ heterocycloalkylene;
 6 R¹ represents independently for each occurrence halogen, C₁₋₆ alkyl, C₁₋₆ haloalkyl, or
 7 C₃₋₆ cycloalkyl;

- 540 -

8 R^{2A} is $-(C_{1-2} \text{ alkylene})-(2-8 \text{ membered heteroalkylene})-CO_2R^4$, $-(C_{1-6}$
 9 $\text{ alkylene})-C(O)N(R^4)(C_{1-6} \text{ hydroxyalkylene})-CO_2R^4$, or $-(C_{1-6} \text{ alkylene})-N(R^4)C(O)N(R^4)-(C_{1-6}$
 10 $\text{ alkylene})-CO_2R^4$; wherein the C_{1-6} alkylene is optionally substituted with 1 or 2 substituents
 11 independently selected from the group consisting of $-CO_2R^4$, $-C(O)N(R^4)(R^5)$, $-CN$, halogen,
 12 hydroxyl, C_{1-6} alkoxy, C_{1-6} haloalkoxy, C_{1-6} haloalkyl, and $-N(R^4)(R^5)$;

13 R^{2B} is C_{1-6} alkyl, C_{1-3} haloalkyl, or fluoro;

14 R^3 represents independently for each occurrence hydrogen, C_{1-6} haloalkyl, halogen,
 15 hydroxyl, C_{1-6} alkyl, C_{3-6} cycloalkyl, C_{1-6} alkoxy, C_{1-6} haloalkoxy, $-N(R^4)(R^8)$, $-O-(C_{1-6}$
 16 $\text{ hydroxyalkyl})$, or $-O-(C_{1-6} \text{ alkylene})-CO_2R^4$; or two vicinal occurrences of R^3 are taken together
 17 with intervening atoms to form a 4-6 membered ring;

18 R^4 and R^5 each represent independently for each occurrence hydrogen, C_{1-6} alkyl, or C_{3-6}
 19 cycloalkyl; or an occurrence of R^4 and R^5 attached to the same nitrogen atom are taken together
 20 with the nitrogen atom to which they are attached to form a 3-8 membered heterocyclic ring;

21 R^6 and R^7 each represent independently for each occurrence hydrogen, fluoro, or C_{1-6}
 22 alkyl, or R^6 and R^7 are taken together with the carbon atom to which they are attached to form a
 23 3-6 membered carbocyclic ring; or R^6 and a vicinal occurrence of R^{2B} are taken together to
 24 form a bond;

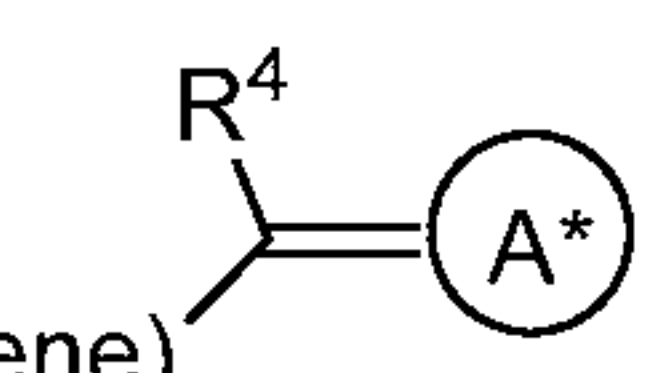
25 R^8 represents independently for each occurrence C_{1-6} alkyl, C_{3-6} cycloalkyl, $-(C_{1-6}$
 26 $\text{ alkylene})-(C_{3-6} \text{ cycloalkyl})$, or aryl, each of which is optionally substituted with 1, 2, or 3
 27 substituents independently selected from the group consisting of halogen, hydroxyl, or $-CO_2R^4$;
 28 or R^8 is $-CO_2R^4$;

29 R^9 represents independently for each occurrence C_{1-6} alkyl, C_{3-6} cycloalkyl, $-(C_{1-6}$
 30 $\text{ alkylene})-(C_{3-6} \text{ cycloalkyl})$, C_{1-6} haloalkyl, or C_{1-6} hydroxyalkyl;

31 X is one of the following:

32 (i) $-O$ -aralkyl, $-O$ -heteroaralkyl, $-O$ -phenyl, $-O$ -heteroaryl, $-O$ -(partially unsaturated
 33 bicyclic carbocyclyl), $-O-(C_{1-6} \text{ alkylene})-(C_{3-6} \text{ cycloalkyl})$, $-O-(C_{3-6}$
 34 $\text{ cycloalkyl})$, $-N(R^4)$ -aralkyl, $-N(R^4)$ -phenyl, $-N(R^4)$ -(partially unsaturated
 35 bicyclic carbocyclyl), or $-N(R^4)-(C_{1-6} \text{ alkylene})-(C_{3-6} \text{ cycloalkyl})$, each of which
 36 is optionally substituted with 1, 2, or 3 substituents independently selected from

- 541 -

- 37 the group consisting of halogen, C₁₋₆ haloalkyl, C₁₋₆ alkyl, C₃₋₆ cycloalkyl, C₁₋₆
 38 alkoxy, C₁₋₆ haloalkoxy, -S-(C₁₋₆ alkyl), hydroxyl, cyano, -C(O)R⁹, and -SO₂R⁹;
- 39 (ii) -S-aralkyl, -S-heteroaralkyl, -S-phenyl, -S-heteroaryl, -S-(partially unsaturated
 40 bicyclic carbocyclyl), -S-(C₁₋₆ alkylene)-(C₃₋₆ cycloalkyl), or -S-(C₃₋₆
 41 cycloalkyl), each of which is optionally substituted with 1, 2, or 3 substituents
 42 independently selected from the group consisting of halogen, C₁₋₆ haloalkyl, C₁₋₆
 43 alkyl, C₃₋₆ cycloalkyl, C₁₋₆ alkoxy, C₁₋₆ haloalkoxy, -S-(C₁₋₆ alkyl), hydroxyl,
 44 cyano, -C(O)R⁹, and -SO₂R⁹;
- 45 (iii) -(C₂₋₆ alkenylene)-phenyl, -(C₂₋₆ alkenylene)-heteroaryl, -(C₂₋₆ alkenylene)-
 46 (partially unsaturated 8-10 membered bicyclic ring containing 0-3
 47 heteroatoms), -(C₁₋₆ alkylene)-phenyl, -(C₁₋₆ alkylene)-heteroaryl, -(C₁₋₆
 48 alkylene)-(partially unsaturated bicyclic heterocyclyl), -(C₁₋₆ alkylene)-(partially
 49 unsaturated bicyclic oxo-heterocyclyl), -(C₁₋₆ alkylene)-(C₃₋₆ cycloalkyl), -(5-6
 50 membered heterocycloalkylene)-phenyl, or -(C₃₋₆ cycloalkylene)-phenyl, each of
 51 which is optionally substituted with 1, 2, or 3 substituents independently
 52 selected from the group consisting of halogen, C₁₋₆ haloalkyl, C₁₋₆ alkyl, C₃₋₆
 53 cycloalkyl, C₁₋₆ alkoxy, C₁₋₆ haloalkoxy, -S-(C₁₋₆ alkyl), hydroxyl, cyano, -
 54 C(O)R⁹, and -SO₂R⁹;
- 55 (iv) -(C₂₋₆ alkenylene)-(C₁₋₆ alkyl), -(C₂₋₆ alkenylene)-(C₃₋₆ cycloalkyl), or
- 56 ξ —(C₀₋₄ alkylene) , each of which is optionally substituted with 1, 2,
 57 or 3 substituents independently selected from the group consisting of halogen,
 58 C₁₋₆ haloalkyl, C₁₋₆ alkyl, C₃₋₆ cycloalkyl, C₁₋₆ alkoxy, C₁₋₆ haloalkoxy, -S-(C₁₋₆
 59 alkyl), hydroxyl, cyano, -C(O)R⁹, and -SO₂R⁹, wherein A* is a 5-8 membered,
 60 partially saturated carbocyclic or heterocyclic ring; or
- 61 (v) -(C₁₋₆ alkylene)-Z¹ or -(C₂₋₆ alkenylene)-Z¹, wherein Z¹ is -O-aralkyl, -O-
 62 heteroaralkyl, -O-phenyl, -O-heteroaryl, -O-(partially unsaturated bicyclic
 63 carbocyclyl), -O-(C₁₋₆ alkylene)-(C₃₋₆ cycloalkyl), -O-(C₃₋₆ cycloalkyl), -N(R⁴)-
 64 aralkyl, -N(R⁴)-phenyl, -N(R⁴)-(partially unsaturated bicyclic
 65 carbocyclyl), -N(R⁴)-(C₁₋₆ alkylene)-(C₃₋₆ cycloalkyl), or -N(R⁴)-(C₃₋₆

- 542 -

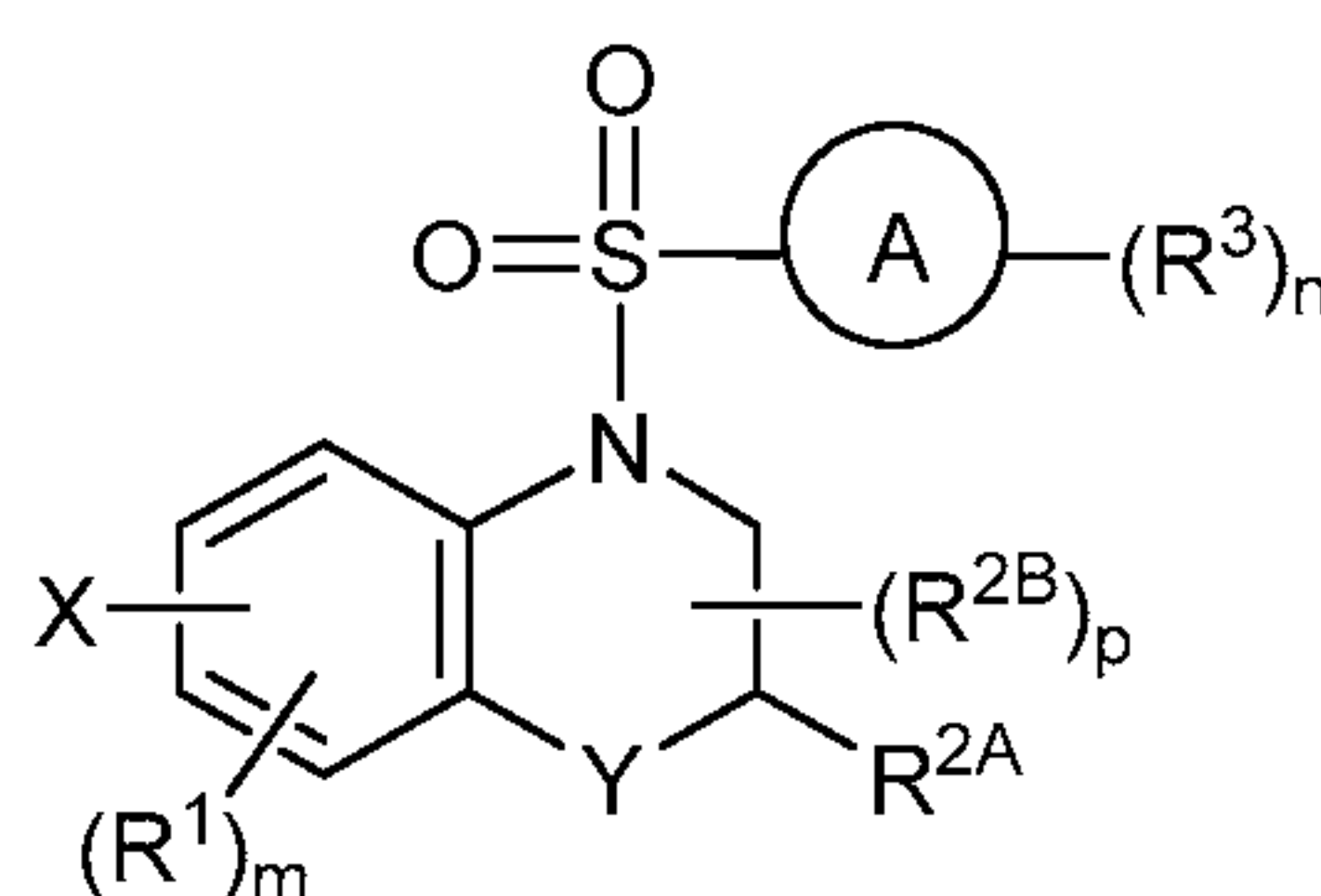
66 cycloalkyl), each of which is optionally substituted with 1, 2, or 3 substituents
 67 independently selected from the group consisting of halogen, C₁₋₆ haloalkyl, C₁₋₆
 68 alkyl, C₃₋₆ cycloalkyl, C₁₋₆ alkoxy, C₁₋₆ haloalkoxy, -S-(C₁₋₆ alkyl), hydroxyl,
 69 cyano, -C(O)R⁹, and -SO₂R⁹;

70 Y is -C(R⁶)(R⁷)-, -O-, -C(O)-, or -S(O)_p-;

71 m and p each represent independently for each occurrence 0, 1, or 2; and

72 n is 1, 2, or 3; and

73 Formula IV is represented by:



74

(IV)

75

76 or a pharmaceutically acceptable salt thereof; wherein:

77 A is phenylene, 5-6 membered heteroarylene, or C₃₋₆ heterocycloalkylene;

78 R¹ represents independently for each occurrence halogen, C₁₋₆ alkyl, C₁₋₆ haloalkyl, or
 79 C₃₋₆ cycloalkyl;

80 R^{2A} is one of the following:

81 (i) hydrogen, C₁₋₆ alkyl, C₁₋₃ haloalkyl, C₃₋₆ cycloalkyl, -(C₁₋₆ alkylene)-(C₃₋₆
 82 cycloalkyl), -O-(C₁₋₆ alkylene)-CO₂R⁴, -O-(C₁₋₆ alkylene)-C(O)-(C₁₋₆
 83 alkyl), -N(R⁴)-(C₁₋₆ alkylene)-CO₂R⁴, or -N(R⁴)-(C₁₋₆ alkylene)-C(O)-(C₁₋₆
 84 alkyl), wherein the C₁₋₆ alkyl, C₃₋₆ cycloalkyl, and C₁₋₆ alkylene are optionally
 85 substituted with 1 or 2 substituents independently selected from the group
 86 consisting of -CO₂R⁴, -C(O)N(R⁴)(R⁵), -C(O)-N(R⁴)-(C₁₋₄ alkylene)-CO₂R⁴, -
 87 N(R⁴)C(O)R⁸, -CN, halogen, hydroxyl, C₁₋₆ alkoxy, C₁₋₆ haloalkoxy, C₁₋₆
 88 haloalkyl, -N(R⁴)(R⁵), -N(R⁴)C(O)N(R⁴)(R⁵), -N(R⁴)CO₂R⁹, -N(R⁴)S(O)₂R⁹,
 89 and -N(R⁴)S(O)₂N(R⁴)(R⁵); or

- 543 -

90 (ii) $-\text{CO}_2\text{R}^4$, $-\text{N}(\text{R}^4)\text{C}(\text{O})\text{R}^9$, $-\text{N}(\text{R}^4)\text{CO}_2\text{R}^9$, $-\text{N}(\text{R}^4)\text{C}(\text{O})\text{N}(\text{R}^4)(\text{R}^5)$, $-\text{N}(\text{R}^4)\text{C}(\text{O})\text{N}(\text{R}^4)$
 91 (heteroaryl), $-\text{N}(\text{R}^4)\text{S}(\text{O})_2\text{R}^9$, $-\text{N}(\text{R}^4)(\text{R}^5)$, $-\text{OH}$, or $-(\text{C}_{1-2} \text{ alkylene})-(2-8$
 92 membered heteroalkylene)- CO_2R^4 ;

93 $\text{R}^{2\text{B}}$ is C_{1-6} alkyl, C_{1-3} haloalkyl, or fluoro;

94 R^3 represents independently for each occurrence hydrogen, C_{1-6} haloalkyl, halogen,
 95 hydroxyl, C_{1-6} alkyl, C_{3-6} cycloalkyl, C_{1-6} alkoxy, C_{1-6} haloalkoxy, $-\text{N}(\text{R}^4)(\text{R}^8)$, $-\text{O}-(\text{C}_{1-6}$
 96 hydroxyalkyl), or $-\text{O}-(\text{C}_{1-6} \text{ alkylene})-\text{CO}_2\text{R}^4$; or two vicinal occurrences of R^3 are taken together
 97 with intervening atoms to form a 4-6 membered ring;

98 R^4 and R^5 each represent independently for each occurrence hydrogen, C_{1-6} alkyl, or C_{3-6}
 99 cycloalkyl; or an occurrence of R^4 and R^5 attached to the same nitrogen atom are taken together
 100 with the nitrogen atom to which they are attached to form a 3-8 membered heterocyclic ring;

101 R^6 and R^7 each represent independently for each occurrence hydrogen, fluoro, or C_{1-6}
 102 alkyl, or R^6 and R^7 are taken together with the carbon atom to which they are attached to form a
 103 3-6 membered carbocyclic ring; or R^6 and a vicinal occurrence of $\text{R}^{2\text{B}}$ are taken together to
 104 form a bond;

105 R^8 represents independently for each occurrence C_{1-6} alkyl, C_{3-6} cycloalkyl, $-(\text{C}_{1-6}$
 106 alkylene)-(C_{3-6} cycloalkyl), or aryl, each of which is optionally substituted with 1, 2, or 3
 107 substituents independently selected from the group consisting of halogen, hydroxyl, or $-\text{CO}_2\text{R}^4$;
 108 or R^8 is $-\text{CO}_2\text{R}^4$;

109 R^9 represents independently for each occurrence C_{1-6} alkyl, C_{3-6} cycloalkyl, $-(\text{C}_{1-6}$
 110 alkylene)-(C_{3-6} cycloalkyl), C_{1-6} haloalkyl, or C_{1-6} hydroxyalkyl;

111 X is C_{4-7} cycloalkenyl, C_{3-7} cycloalkyl, or an 8-10 membered, bicyclic partially saturated
 112 carbocyclyl, each of which is optionally substituted with 1, 2, or 3 substituents independently
 113 selected from the group consisting of halogen, C_{1-6} haloalkyl, C_{1-6} alkyl, C_{3-6} cycloalkyl, C_{1-6}
 114 alkoxy, C_{1-6} haloalkoxy, $-\text{S}-(\text{C}_{1-6} \text{ alkyl})$, hydroxyl, cyano, $-\text{C}(\text{O})\text{R}^9$, and $-\text{SO}_2\text{R}^9$;

115 Y is $-\text{C}(\text{R}^6)(\text{R}^7)-$, $-\text{O}-$, $-\text{C}(\text{O})-$, or $-\text{S}(\text{O})_p-$;

116 m and p each represent independently for each occurrence 0, 1, or 2; and

117 n is 1, 2, or 3.

1 83. The compound of claim 82, wherein A is phenylene or 5-6 membered heteroarylene.

- 544 -

- 1 84. The compound of claim 82 or 83, wherein R¹ represents independently for each occurrence
2 halogen or C₁₋₆ alkyl.
- 1 85. A pharmaceutical composition comprising a compound of any one of claims 82-84 and a
2 pharmaceutically acceptable carrier.
- 1 86. A method of treating a disorder selected from the group consisting of cancer, bacterial
2 infection, fungal infection, and immune deficiency disorder, comprising administering a
3 therapeutically effective amount of a compound of any one of claims 82-84 to a subject in
4 need thereof to ameliorate a symptom of the disorder.
- 1 87. The method of claim 86, wherein the disorder is cancer.
- 1 88. The method of claim 86, wherein the disorder is colon cancer, pancreatic cancer, breast
2 cancer, ovarian cancer, prostate cancer, squamous cell carcinoma, basal cell carcinoma,
3 adenocarcinoma, sweat gland carcinoma, sebaceous gland carcinoma, lung cancer,
4 leukemia, bladder cancer, stomach cancer, cervical cancer, testicular cancer, skin cancer,
5 rectal cancer, thyroid cancer, kidney cancer, uterus cancer, esophagus cancer, liver cancer,
6 an acoustic neuroma, oligodendroglioma, meningioma, neuroblastoma, or retinoblastoma.
- 1 89. A method of increasing the amount of IL-17 in a subject, comprising administering to a
2 subject an effective amount of a compound of any one of claims 82-84 to increase the
3 amount of IL-17 in the subject.
- 1 90. The method of any one of claims 86-89, wherein the subject is a human.
- 1 91. A method of promoting the activity of ROR γ , comprising exposing a ROR γ to an effective
2 amount of a compound of any one of claims 82-84 to promote the activity of said ROR γ .