



US00D568494S

(12) **United States Design Patent**
Koseki

(10) **Patent No.:** **US D568,494 S**

(45) **Date of Patent:** **** May 6, 2008**

(54) **NEEDLE COUNTER**

(75) Inventor: **Tomoaki Koseki**, Chiyoda-ku (JP)

(73) Assignee: **Koseki Medical K.K.**, Chiyoda-ku,
Tokyo (JP)

(**) Term: **14 Years**

(21) Appl. No.: **29/286,847**

(22) Filed: **May 21, 2007**

(51) **LOC (8) Cl.** **24-01**

(52) **U.S. Cl.** **D24/231**

(58) **Field of Classification Search** D24/145-146,
D24/231; D9/420, 423; 206/63.3, 366, 369-370,
206/380, 382-383, 388, 460; 606/148

See application file for complete search history.

(56) **References Cited**

U.S. PATENT DOCUMENTS

3,819,039	A *	6/1974	Erickson	206/388
4,182,448	A *	1/1980	Huck et al.	206/380
4,243,140	A *	1/1981	Thrun	206/382
4,260,056	A *	4/1981	Horvath et al.	206/383
4,318,473	A *	3/1982	Sandel	206/370
4,418,821	A *	12/1983	Sandel	206/460
D273,615	S *	4/1984	Maskrey	D24/131
4,591,048	A *	5/1986	Eldridge, Jr.	206/63.3
5,193,678	A *	3/1993	Janocik et al.	206/369
5,316,142	A *	5/1994	Jain	206/63.3
D489,454	S	5/2004	Koseki		
D489,822	S	5/2004	Koseki		
7,070,051	B2 *	7/2006	Kanner et al.	206/460

7,303,568	B2 *	12/2007	Jannot	606/148
2002/0029989	A1 *	3/2002	Anthony et al.	206/366

FOREIGN PATENT DOCUMENTS

JP	D1071098	2/2000
JP	D1080518	5/2000
JP	D1109628	3/2001

* cited by examiner

Primary Examiner—Robert A. Delehanty

Assistant Examiner—Mark Cavanna

(57) **CLAIM**

The ornamental design for needle counter, as shown and described.

DESCRIPTION

FIG. 1 is a front view of a needle counter, showing my new design;

FIG. 2 is a right side view with the left side being a mirror image thereof;

FIG. 3 is a top view with the bottom being a mirror view thereof;

FIG. 4 is a back plan view thereof; and,

FIG. 5 is a cross sectional view taken along line 5—5 as shown in FIG. 1.

My new design shows precut sponge blocks that are substantially cylindrical in shape and arranged in rows and columns on a thin releasing paper. Only cylindrical shaped sponge blocks are present on the releasing paper

1 Claim, 2 Drawing Sheets

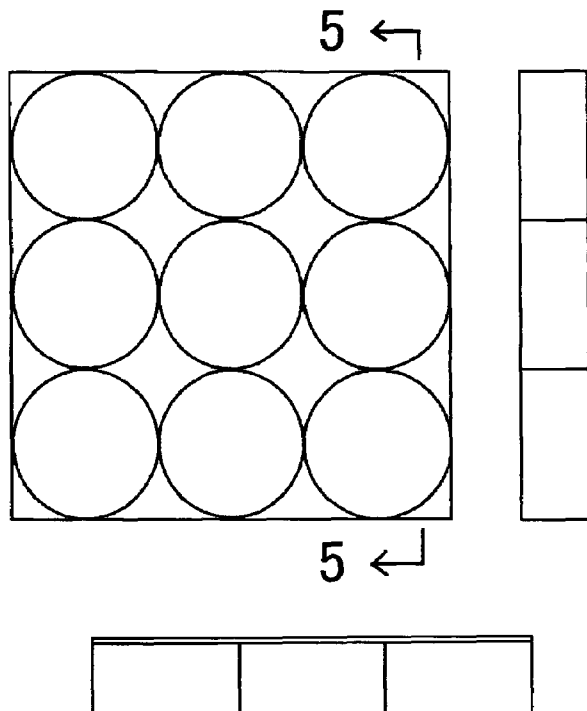


Fig. 3



Fig. 1

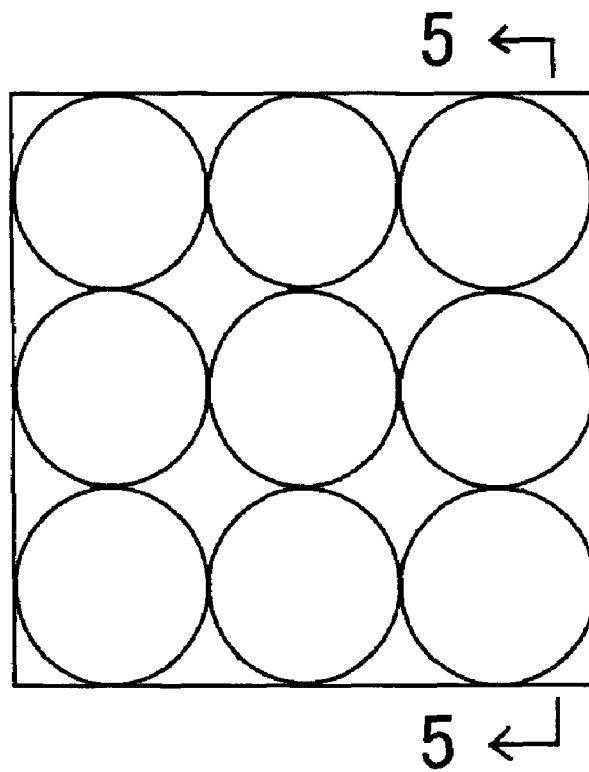


Fig. 2



Fig. 4




Fig. 5

