



(12) **United States Design Patent**
Hendifar et al.

(10) **Patent No.:** **US D849,312 S**
(45) **Date of Patent:** **** May 21, 2019**

- (54) **LIGHT FIXTURE**
- (71) Applicant: **APPARATUS, LLC**, New York, NY (US)
- (72) Inventors: **Gabriel Hendifar**, Rhinebeck, NY (US); **Jeremy R. Anderson**, New York, NY (US)
- (73) Assignee: **APPARATUS LLC**, New York, NY (US)
- (**) Term: **15 Years**
- (21) Appl. No.: **29/639,349**
- (22) Filed: **Mar. 6, 2018**
- (51) **LOC (11) Cl.** **26-03**
- (52) **U.S. Cl.**
USPC **D26/88; D26/90**
- (58) **Field of Classification Search**
USPC D26/81-91
CPC F21S 8/04; F21S 8/043; F21S 8/046; F21S 8/06; F21S 8/061; F21S 8/063; F21S 8/065; F21S 8/068
See application file for complete search history.

D702,869 S *	4/2014	Kondou	D26/88
D839,466 S *	1/2019	Hendifar	D26/85
D840,088 S *	2/2019	Hendifar	D26/85
2017/0094809 A1*	3/2017	Cohen	H05K 3/32
2017/0205059 A1*	7/2017	Yang	F21V 21/104

OTHER PUBLICATIONS

Apparatus Median® 4 Pendant Light Fixture PDF Brochure © 2018. Found at apparatusstudio.com (Year: 2018).*

Kanan—Flat, round clear glass pendant ASIN-B00EC7THA6. Date first available at amazon.com—Sep. 7, 2018. (Year: 2018).*

Minimalist Disk Pendant Light from todoandco.com visited Feb. 25, 2019. (Year: 2019).*

Parlour Disk Pendants by Urban Lighting. Found at urbanlighting.com.au visited Feb. 25, 2019 (Year: 2019).*

* cited by examiner

Primary Examiner — Clare E Heflin
(74) *Attorney, Agent, or Firm* — Gottlieb, Rackman & Reisman, P.C.

(57) **CLAIM**

The ornamental design for a light fixture, as shown and described.

DESCRIPTION

FIG. 1 is a perspective view showing our new design; FIG. 2 is a front elevational view thereof, the rear elevational view being identical; FIG. 3 is a top plan view thereof; and, FIG. 4 is a bottom plan view thereof.

The break lines in FIGS. 1-2 are to indicate that the appearance of any portion of the light fixture between the break lines forms no part of the claimed design.

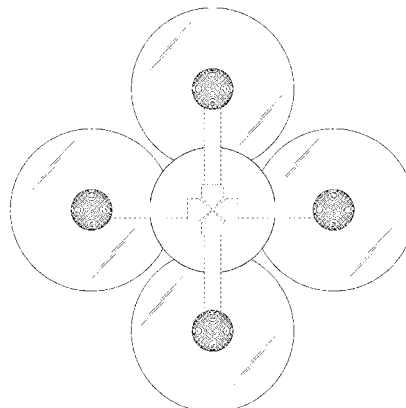
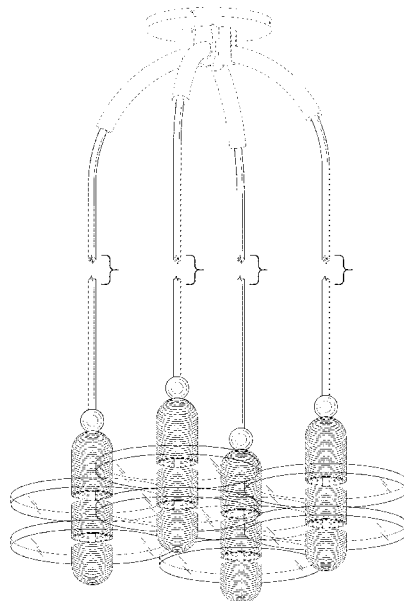
The broken lines shown in the drawings are included for the purpose of illustrating portions of the light fixture that form no part of the claimed design.

1 Claim, 4 Drawing Sheets

(56) **References Cited**

U.S. PATENT DOCUMENTS

D76,194 S *	8/1928	Knorr	D26/84
D80,313 S *	1/1930	Hoch	D26/80
D87,964 S *	10/1932	Howell	D26/88
D90,017 S *	5/1933	Bush	D26/84
D303,436 S *	9/1989	Clyde-Mason	D26/86
D303,437 S *	9/1989	Mason	D26/86
D304,768 S *	11/1989	Dicola	D26/84
D402,387 S *	12/1998	Stewart	D26/81
D492,440 S *	6/2004	Parres	D26/85
D655,855 S *	3/2012	Sabernig	D26/89



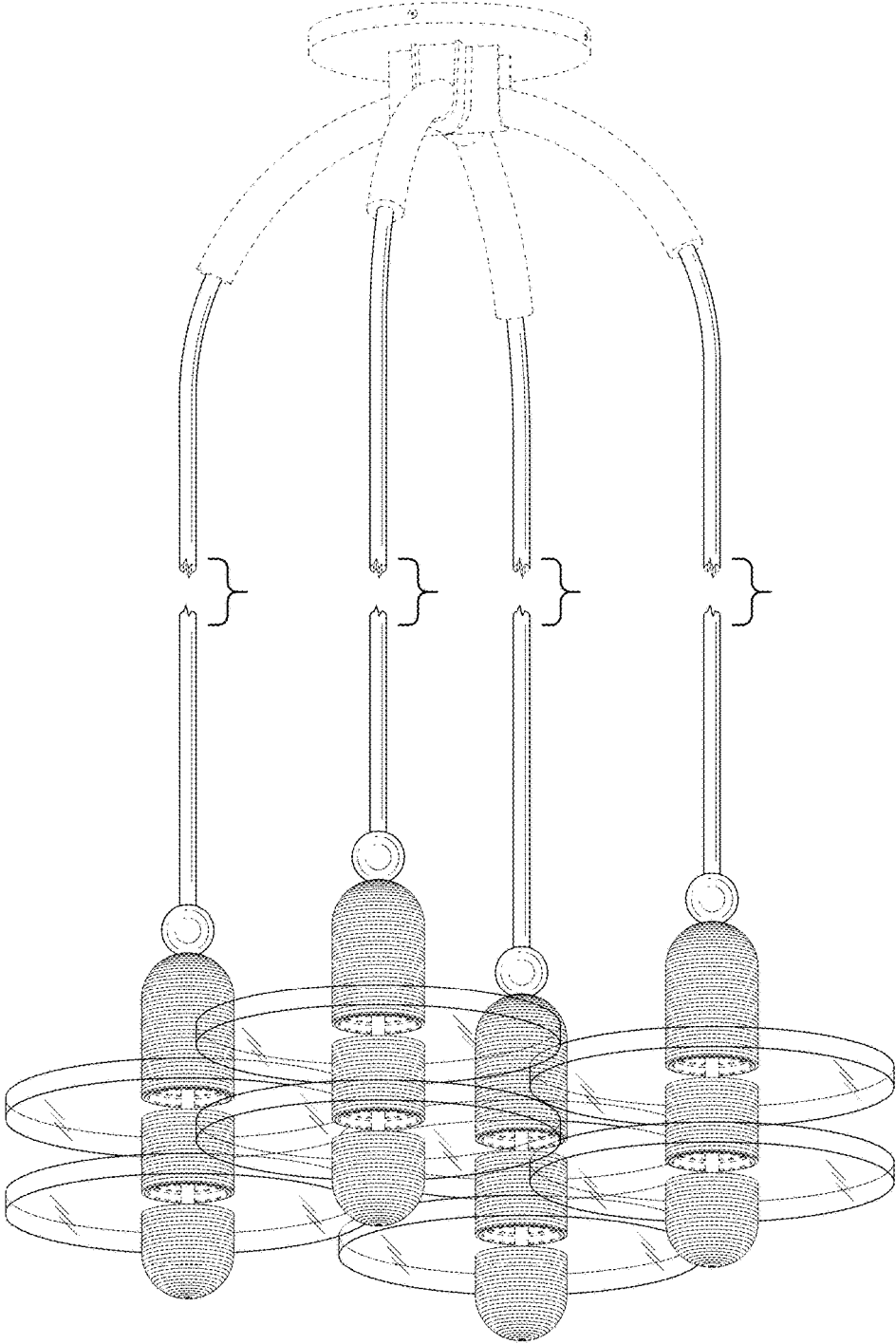


FIG. 1

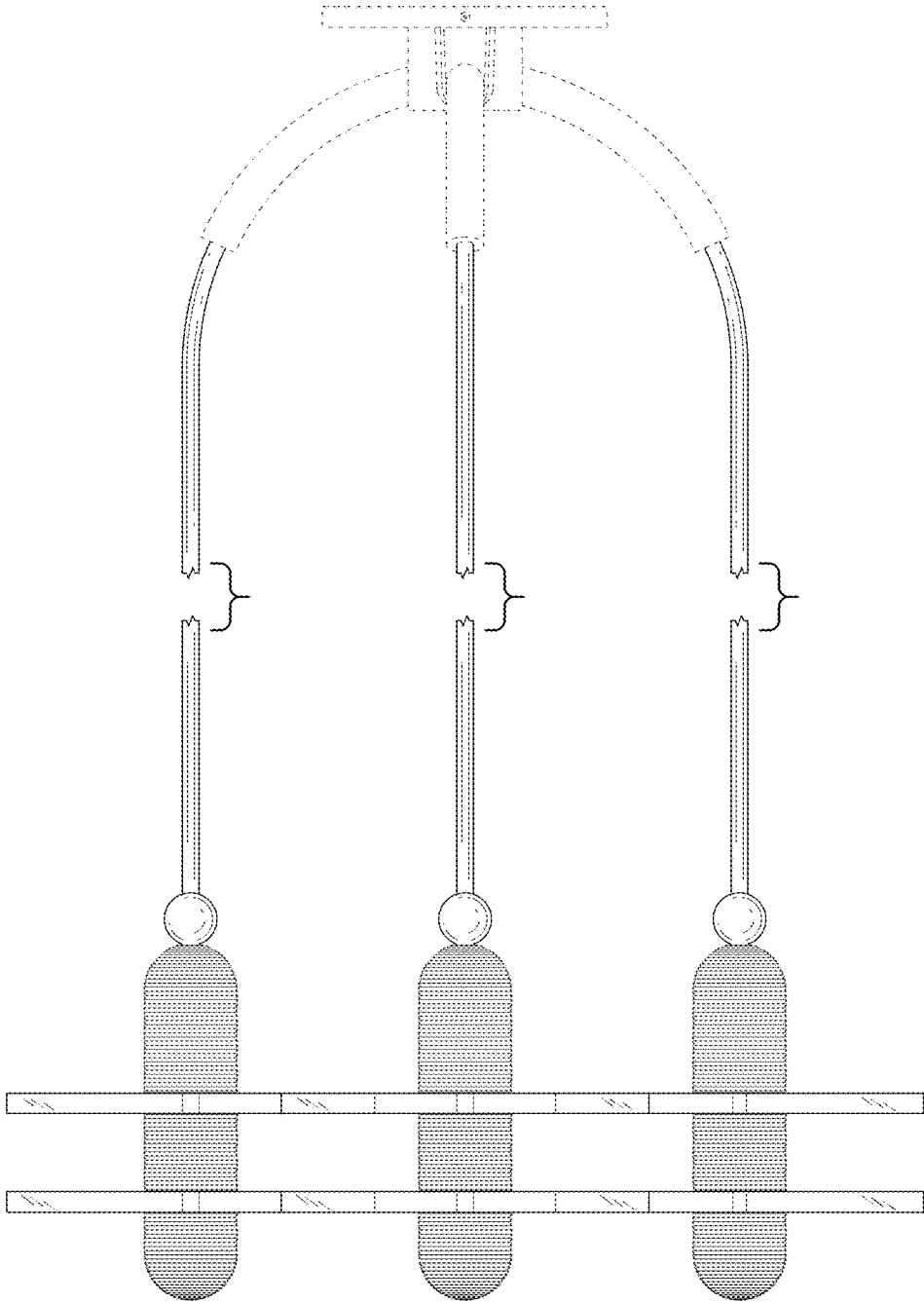


FIG.2

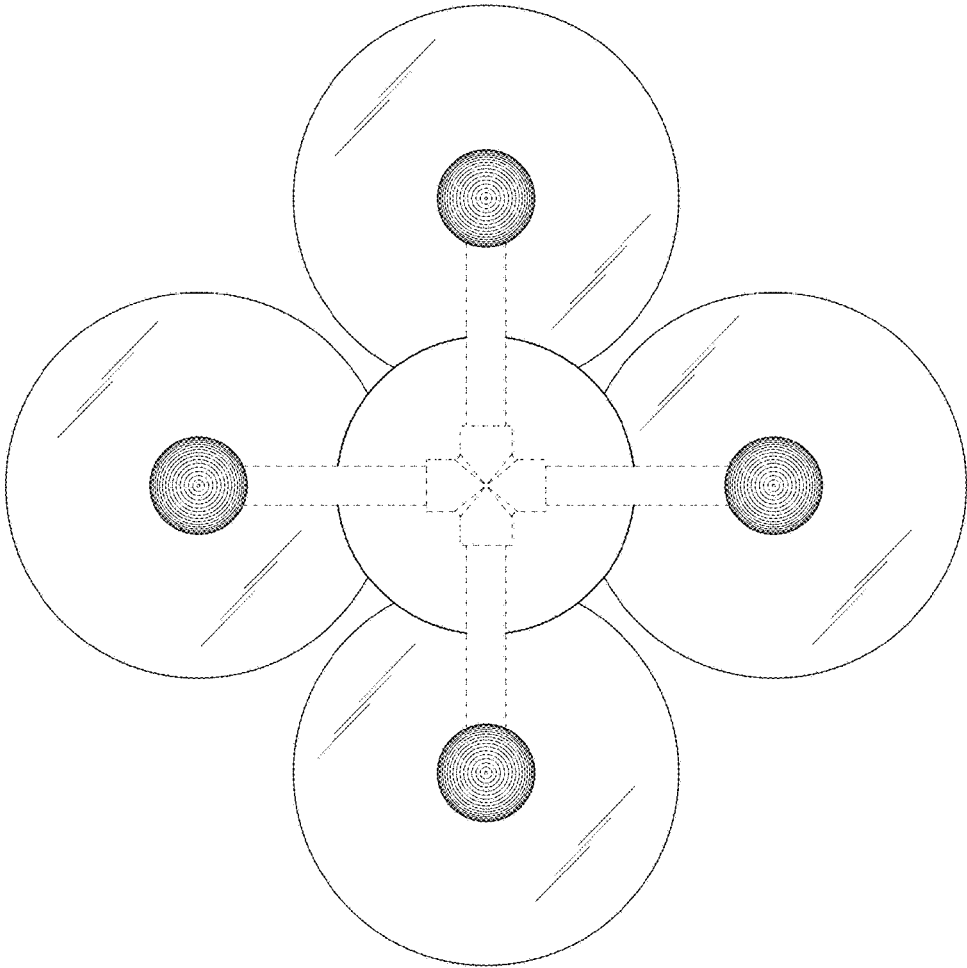


FIG.3

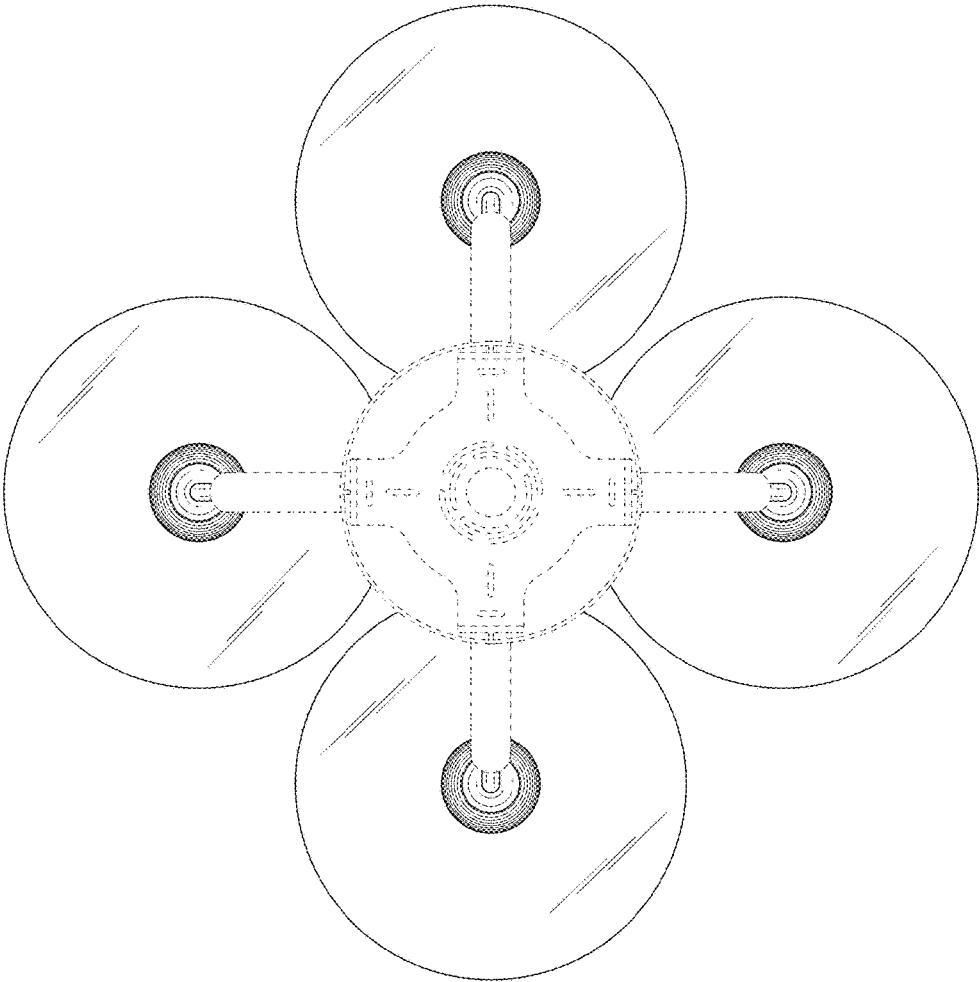


FIG.4