



US00D618899S

(12) **United States Design Patent**  
**Hoogendoorn et al.**

(10) **Patent No.:** **US D618,899 S**

(45) **Date of Patent:** **\*\* Jul. 6, 2010**

(54) **UMBRELLA**

(75) Inventors: **Gerrit Hoogendoorn**, Delft (NL);  
**Philip Jeroen Peter Hess**, Delft (NL);  
**Gerardus Maria Kool**, The Hague (NL)

(73) Assignee: **Senz Technologies B.V.**, Al Delft (NL)

(\*\*) Term: **14 Years**

(21) Appl. No.: **29/332,714**

(22) Filed: **Feb. 24, 2009**

**Related U.S. Application Data**

(62) Division of application No. 29/273,045, filed on Feb. 23, 2007, now Pat. No. Des. 599,103.

(30) **Foreign Application Priority Data**

Aug. 25, 2006 (EM) ..... 0005790320001  
Aug. 25, 2006 (EM) ..... 0005790320002

(51) **LOC (9) Cl.** ..... **03-03**

(52) **U.S. Cl.** ..... **D3/5**

(58) **Field of Classification Search** ..... D3/5,  
D3/6, 10-17; 135/15.1, 16, 17, 19, 20.1,  
135/25.1, 25.2, 25.4, 25.33, 26, 29-31, 33.4,  
135/33.41

See application file for complete search history.

(56) **References Cited**

**U.S. PATENT DOCUMENTS**

229,685 A 7/1880 Ege  
1,749,363 A 3/1930 Venner  
2,111,578 A 3/1938 Weaver  
2,144,141 A 1/1939 Brandon  
2,948,289 A 8/1960 Owczarek  
D228,975 S 10/1973 Schertz

4,368,749 A 1/1983 Lindler et al.  
D342,378 S \* 12/1993 Pedorella ..... D3/6  
5,372,155 A 12/1994 You  
5,505,221 A 4/1996 Gao  
5,611,364 A \* 3/1997 Woods et al. .... 135/21  
D379,116 S 5/1997 Selberg  
5,690,131 A 11/1997 Voigt  
D419,759 S 2/2000 Goudarzi  
D437,109 S 2/2001 Muscella  
6,298,867 B1 10/2001 Chang  
D503,036 S 3/2005 Di Cesare

**FOREIGN PATENT DOCUMENTS**

BE 381251 8/1931  
EP 0444965 A1 9/1991  
FR 1380763 3/1965  
FR 2598895 A1 11/1987

\* cited by examiner

*Primary Examiner*—T. Chase Nelson  
*Assistant Examiner*—Anhdao Doan  
(74) *Attorney, Agent, or Firm*—The Webb Law Firm

(57) **CLAIM**

The ornamental design for an umbrella, as shown.

**DESCRIPTION**

FIG. 1 is a bottom view of an umbrella in accordance with the present invention;

FIG. 2 is a front view thereof;

FIG. 3 is a left side view thereof;


FIG. 4 is a right side perspective view thereof;

FIG. 5 is a top perspective view thereof;

FIG. 6 is a right side view thereof; and,

FIG. 7 is a top view thereof.

**1 Claim, 7 Drawing Sheets**



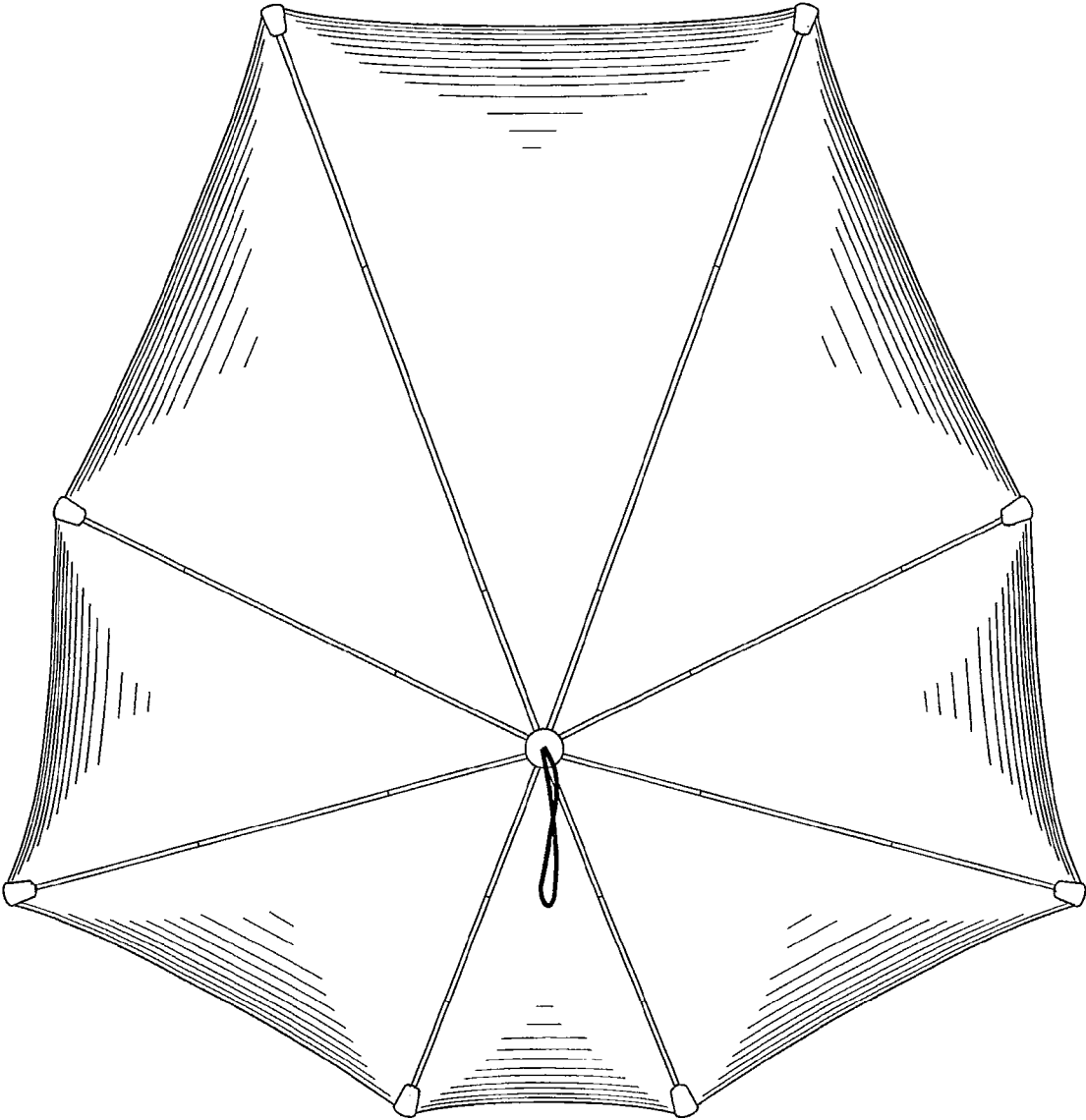


FIG. 1

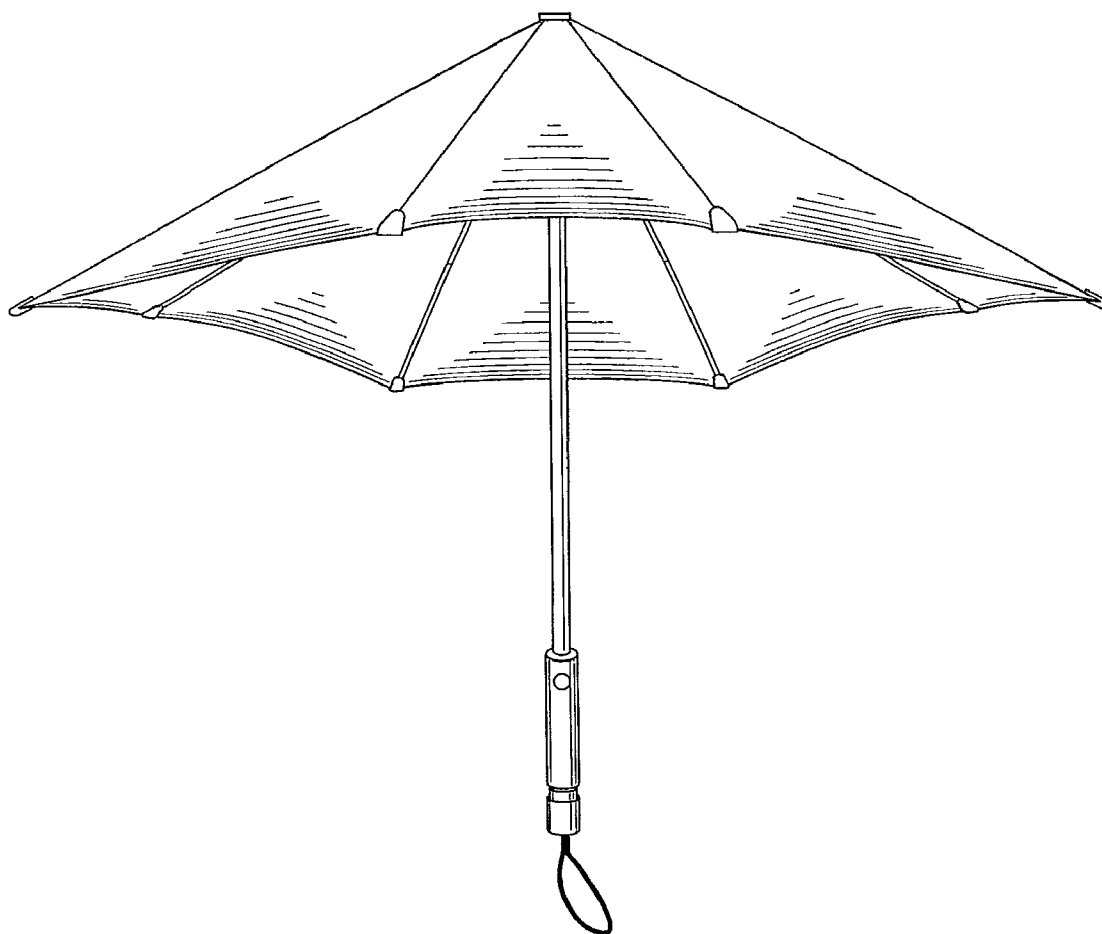


FIG. 2



FIG. 3



FIG. 4

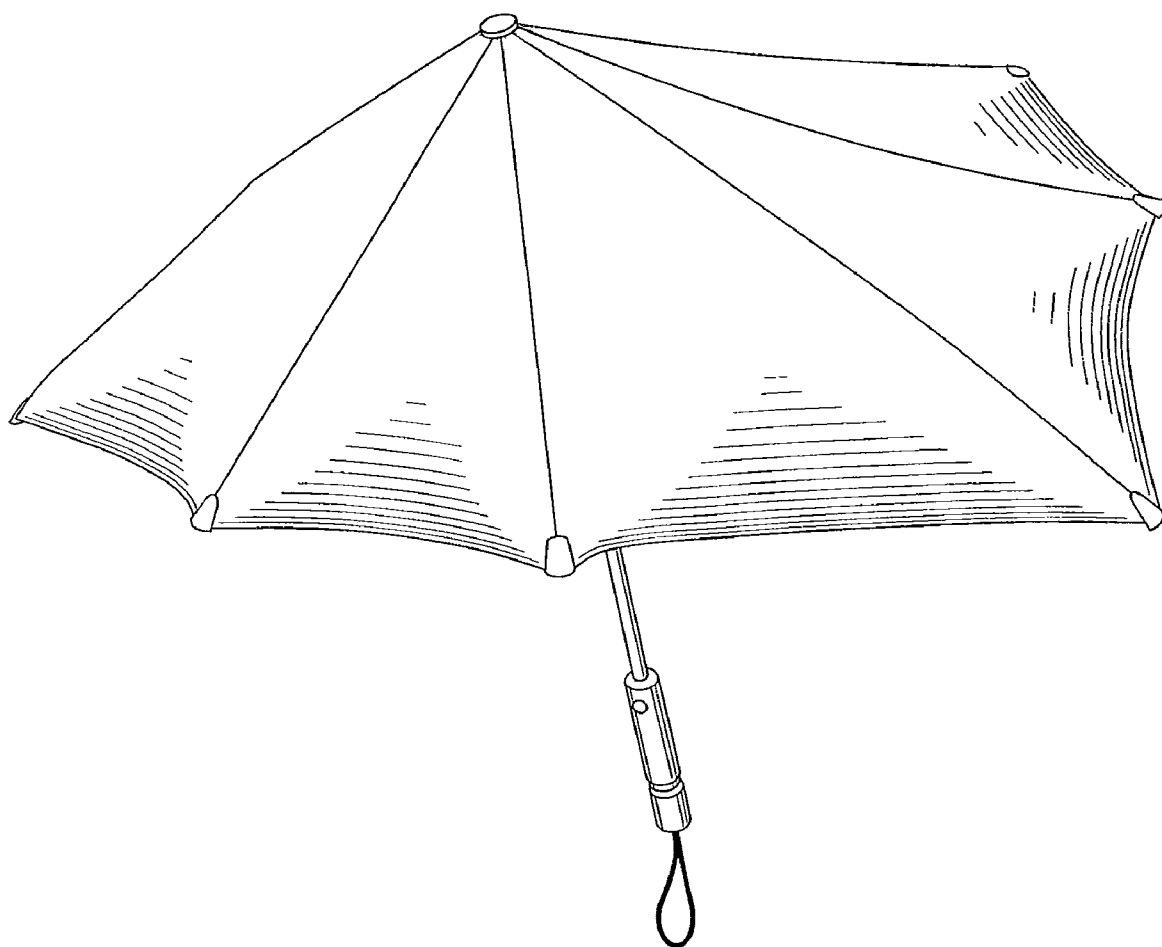


FIG. 5



FIG. 6

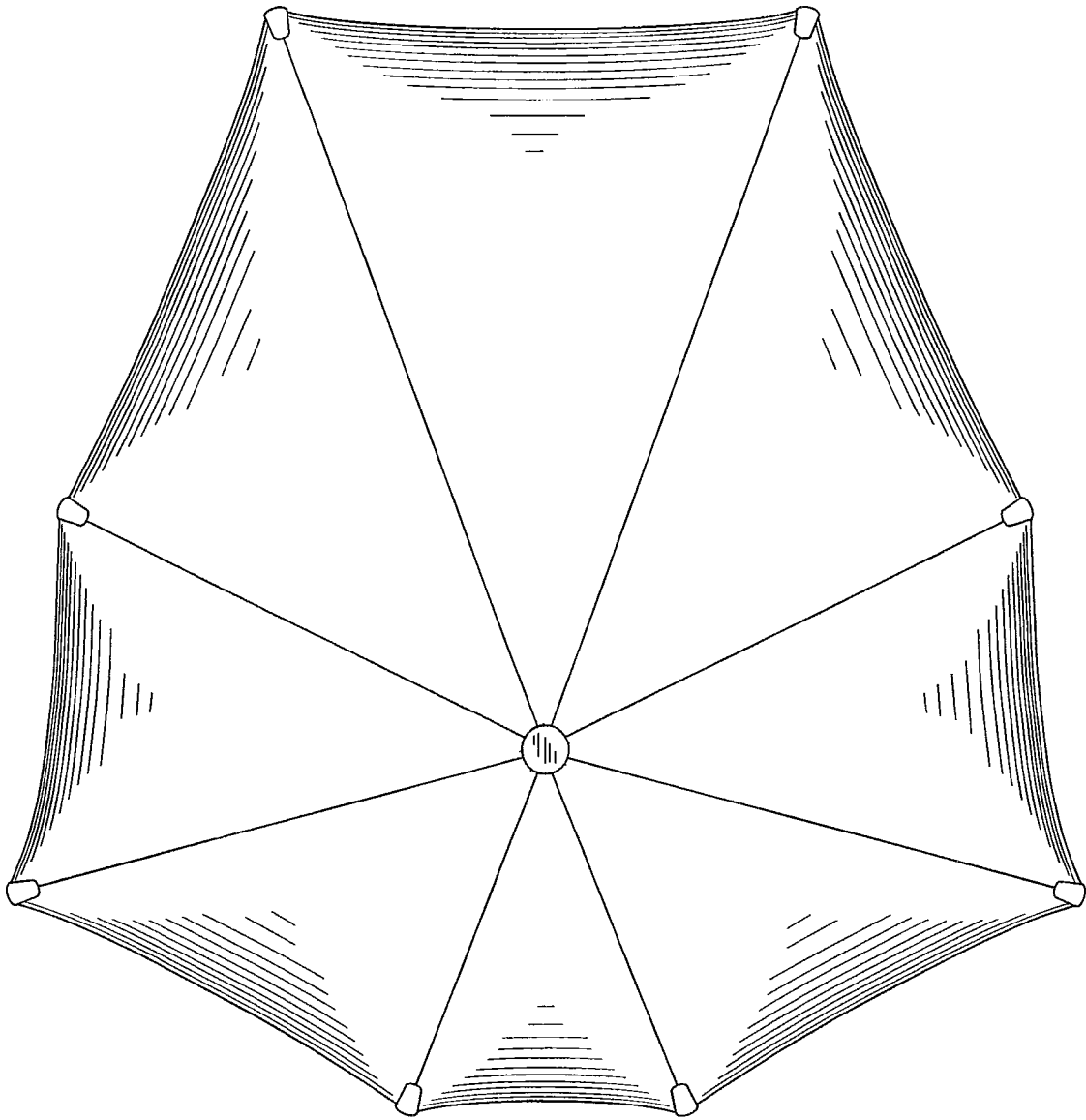


FIG. 7