



US00D779764S

(12) **United States Design Patent**
Thorsen

(10) **Patent No.:** **US D779,764 S**

(45) **Date of Patent:** **** Feb. 21, 2017**

- (54) **CARRIER ATTACHMENT FOR A VEHICLE**
- (71) Applicant: **Burro Creative Solutions**, Alexandria, VA (US)
- (72) Inventor: **Robert Ladd Thorsen**, Warrenton, VA (US)
- (73) Assignee: **Burro Creative Solutions**, Alexandria, VA (US)
- (**) Term: **15 Years**
- (21) Appl. No.: **29/538,173**
- (22) Filed: **Sep. 1, 2015**
- (51) **LOC (10) Cl.** **12-02**
- (52) **U.S. Cl.**
USPC **D34/27**
- (58) **Field of Classification Search**
USPC . D34/16, 27; 224/42.11, 538, 401; 280/653, 280/47.31, 659, 655.1, 47.33, 47.26, 280/47.34, 33.992, 33.995, 33.997
CPC B62B 3/1468; B62B 3/148; B62B 3/1484; B62B 3/1408; B62B 5/06; B62B 5/069; B62B 2501/06; B62B 1/208; B62B 1/206; B62B 1/18; B62B 1/20; B62B 1/186
See application file for complete search history.

5,415,521	A *	5/1995	Hufnagel	F02M 37/048
					415/55.1
5,687,979	A *	11/1997	Plevka	B62B 1/20
					280/47.19
D393,129	S *	3/1998	Yemini	D34/16
5,765,868	A *	6/1998	Ventrone	B62B 5/00
					220/482
5,957,352	A *	9/1999	Gares	B25H 3/04
					224/401
6,193,265	B1 *	2/2001	Yemini	B60B 37/10
					280/47.31
D487,325	S *	3/2004	Nelsen	D34/16
6,964,421	B2 *	11/2005	Friel	B62B 1/20
					280/47.31
D600,423	S *	9/2009	Presnell	D34/17
D732,785	S *	6/2015	Thorsen	D34/27
2005/0212238	A1 *	9/2005	Conley	B25H 1/04
					280/47.32

(Continued)

Primary Examiner — Cynthia Ramirez
(74) *Attorney, Agent, or Firm* — Maier & Maier, PLLC

(57) **CLAIM**

The ornamental design for a carrier attachment for a vehicle, as shown and described.

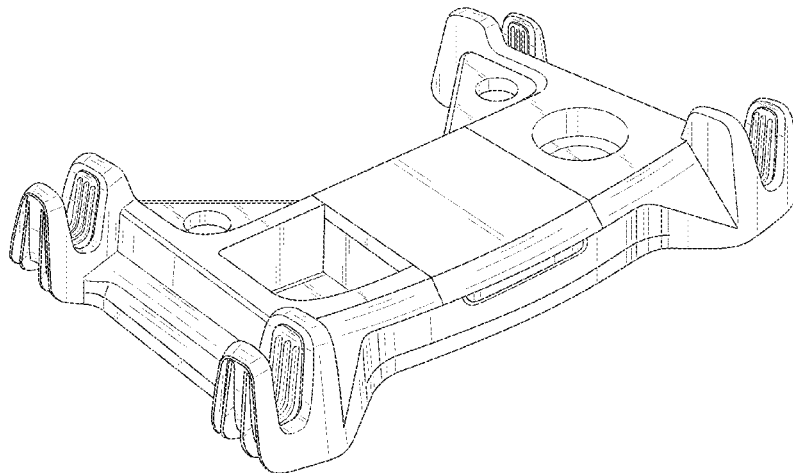
DESCRIPTION

FIG. 1 is a top front perspective view of a carrier attachment for a vehicle showing my new design; FIG. 2 a top plan view thereof; FIG. 3 is a bottom plan view thereof; FIG. 4 is a right side elevation view thereof, the left side elevation view being a mirror image of the right side elevation view; FIG. 5 is a rear elevation view thereof; and, FIG. 6 is a front elevation view thereof. The dashed broken lines in FIG. 3 are to show portions of the carrier attachment for a vehicle and form no part of the claimed design.

1 Claim, 6 Drawing Sheets

(56) **References Cited**
U.S. PATENT DOCUMENTS

4,281,843	A *	8/1981	Johnson	B62B 1/10
					280/47.19
4,350,366	A *	9/1982	Helms	A01G 1/00
					280/47.26
4,521,030	A *	6/1985	Vance	B62B 1/12
					280/42
4,708,274	A *	11/1987	Roche	A61H 3/00
					108/44
5,380,033	A *	1/1995	Harling	B62B 1/12
					280/47.19



(56)

References Cited

U.S. PATENT DOCUMENTS

2007/0039986	A1*	2/2007	Tomasi	B25H 3/04 224/401
2010/0116960	A1*	5/2010	Lusk	B62B 1/266 248/314
2011/0260420	A1*	10/2011	Volin	B62B 1/204 280/47.31
2015/0001267	A1*	1/2015	Thorsen	B62B 1/204 224/401

* cited by examiner

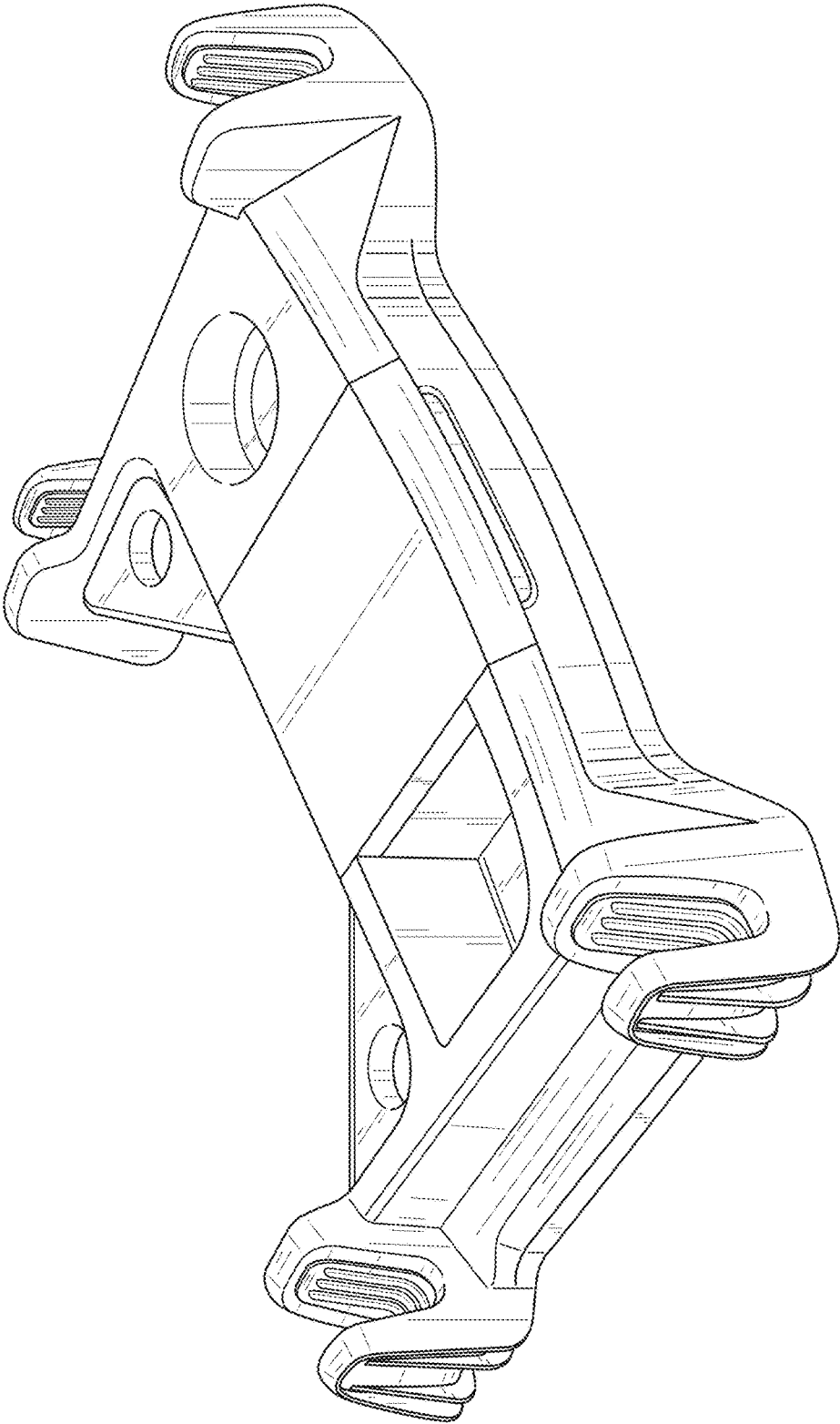


FIG. 1

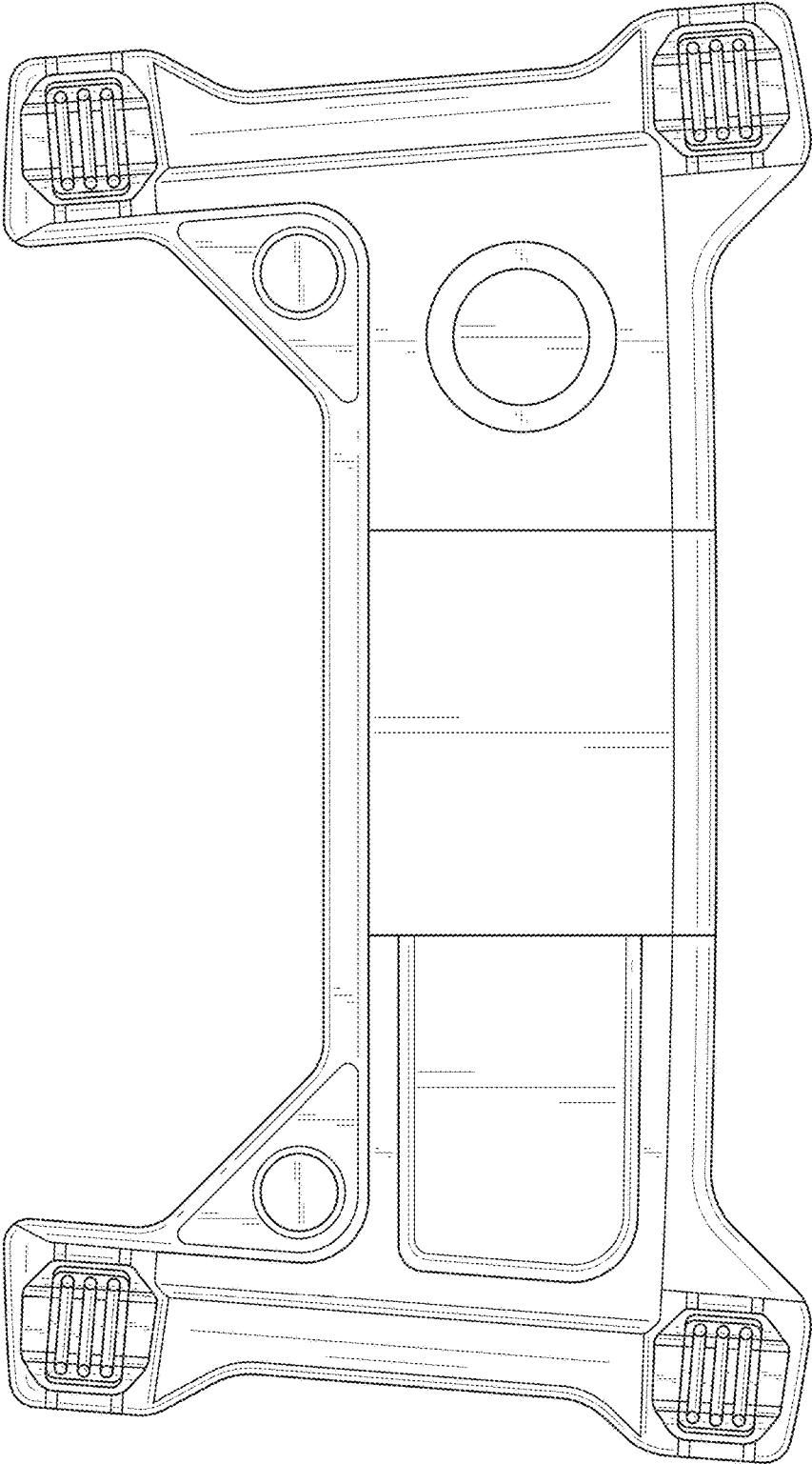


FIG. 2

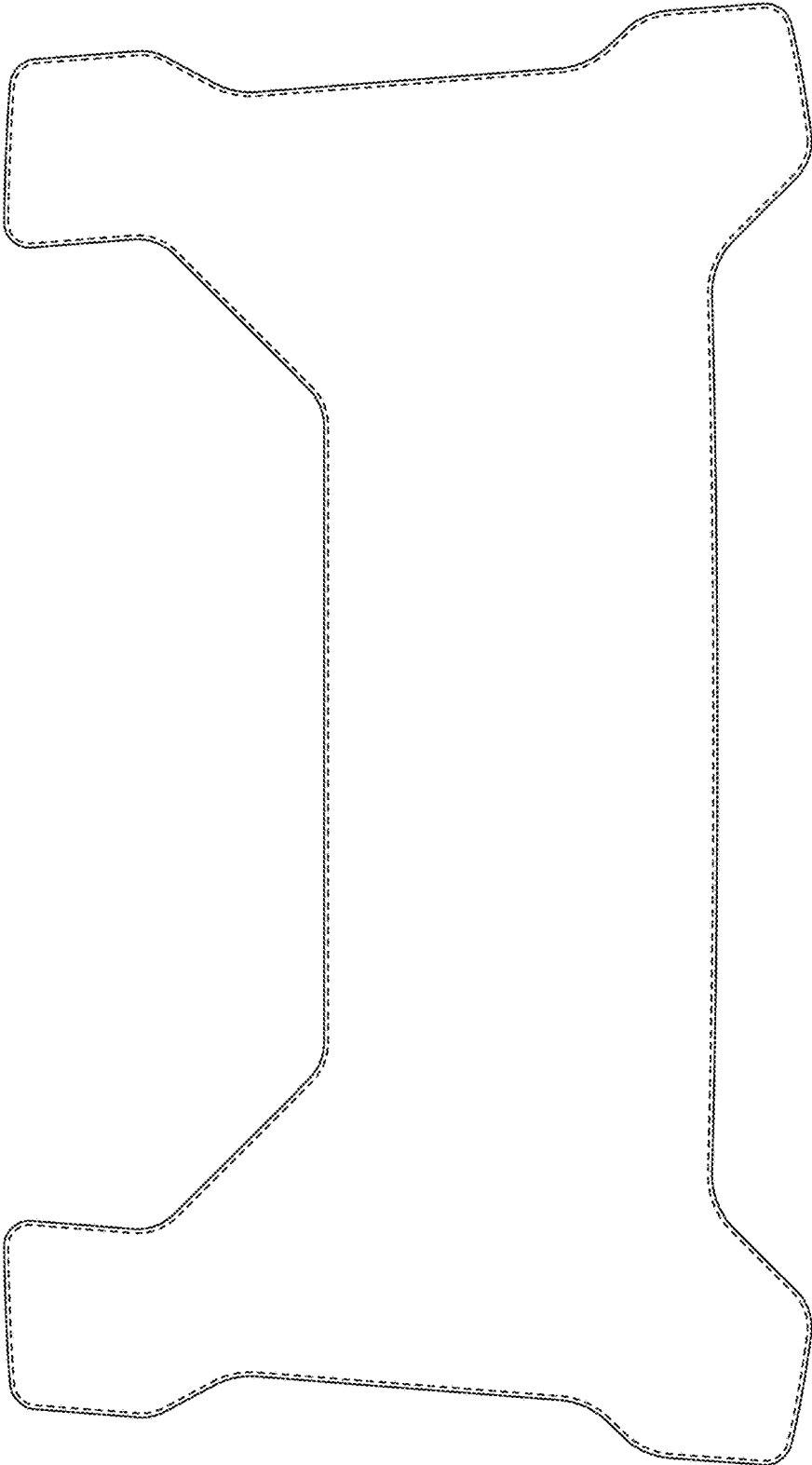


FIG. 3




FIG. 4

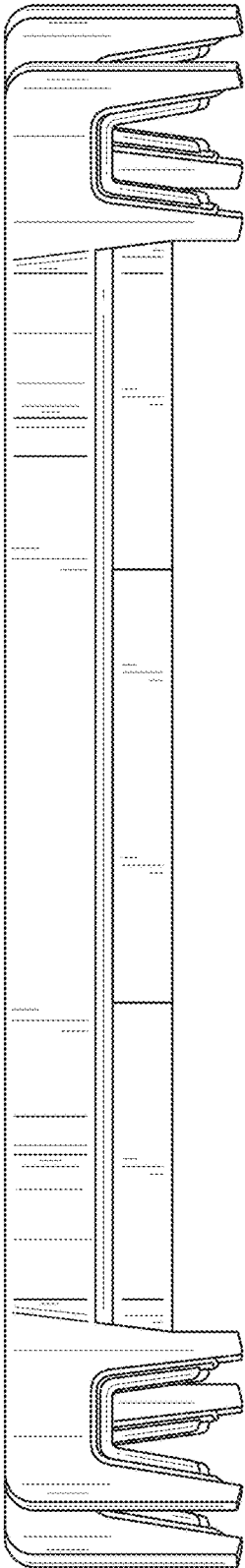


FIG. 5

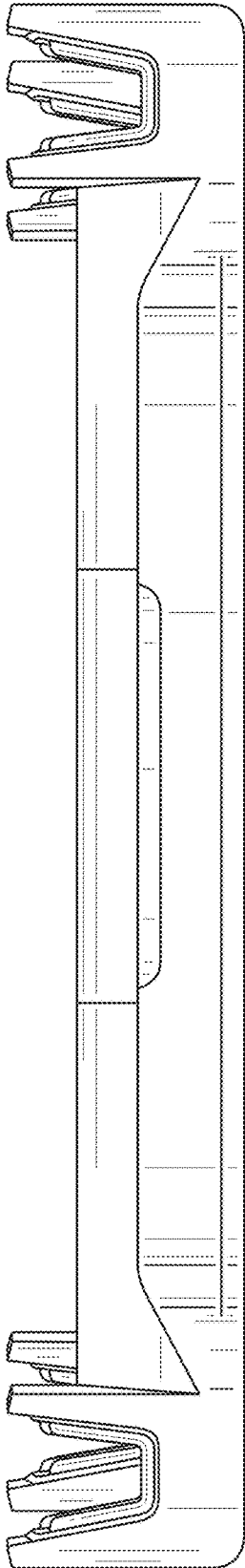


FIG. 6