



US00D352585S

United States Patent [19]

[11] Patent Number: **Des. 352,585**

Binning

[45] Date of Patent: **** Nov. 15, 1994**

- [54] **CART**
- [75] Inventor: **Ronald L. Binning**, Hampton, Va.
- [73] Assignee: **IDAB Incorporated**, Hialeah, Fla.
- [**] Term: **14 Years**
- [21] Appl. No.: **12,239**
- [22] Filed: **Aug. 27, 1993**
- [52] U.S. Cl. **D34/17; D34/12; D34/19; D34/5**
- [58] **Field of Search** 280/79.11, 47.2, 47.26, 280/79.3, 47.33, 47.16; 211/126; D34/12, 17, 19, 20, 21, 22, 23; D34/5

5,108,120 4/1992 Jarmusz et al. 280/47.2

Primary Examiner—Kay H. Chin
Attorney, Agent, or Firm—Finnegan, Henderson, Farabow, Garrett & Dunner

[57] CLAIM

The ornamental design for a cart, as shown and described.

DESCRIPTION

FIG. 1 is a perspective view of a cart embodying my new design;
 FIG. 2 is a front view of the cart;
 FIG. 3 is a side view of the cart, the opposite view being a mirror image thereof;
 FIG. 4 is a top view of the cart;
 FIG. 5 is a bottom view of the cart;
 FIG. 6 is a perspective view of an alternative configuration of the cart; and,
 FIG. 7 is a perspective view of an alternative configuration of the cart.

[56] **References Cited**
U.S. PATENT DOCUMENTS

- D. 287,177 12/1986 Spicer D34/21
- D. 333,895 3/1993 Niemeyer D34/5
- 5,096,648 3/1992 Johnson et al. 211/128



FIG. 1

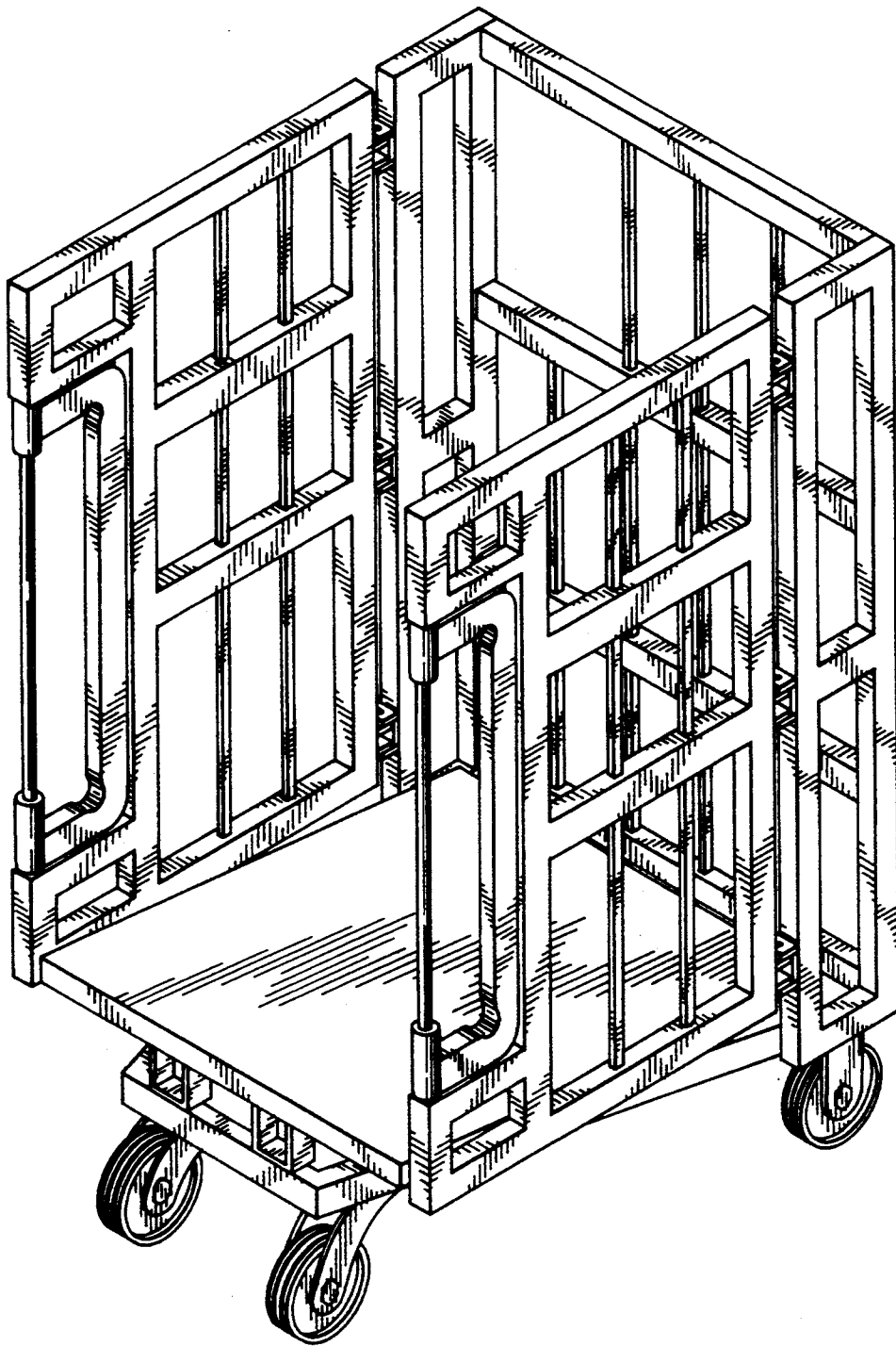


FIG. 2

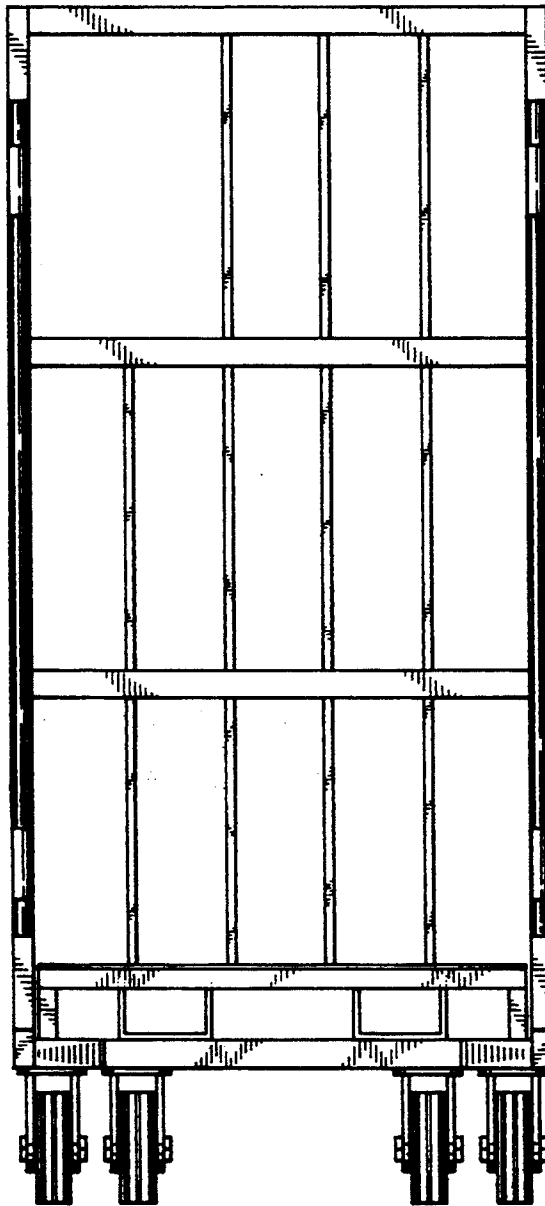


FIG. 3

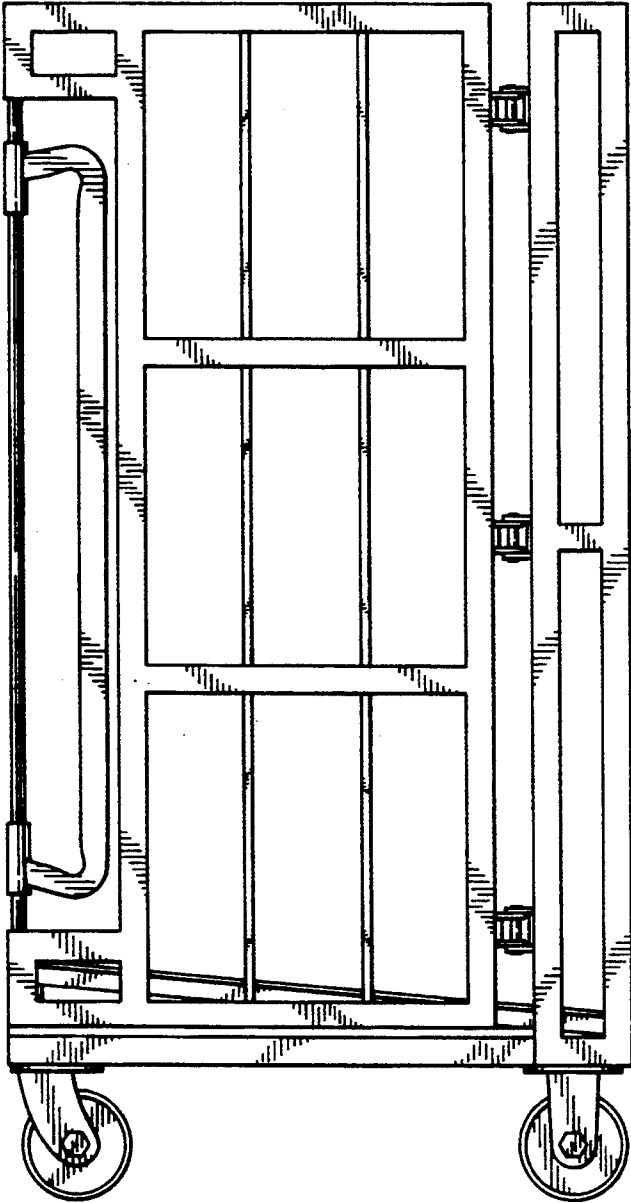


FIG. 4

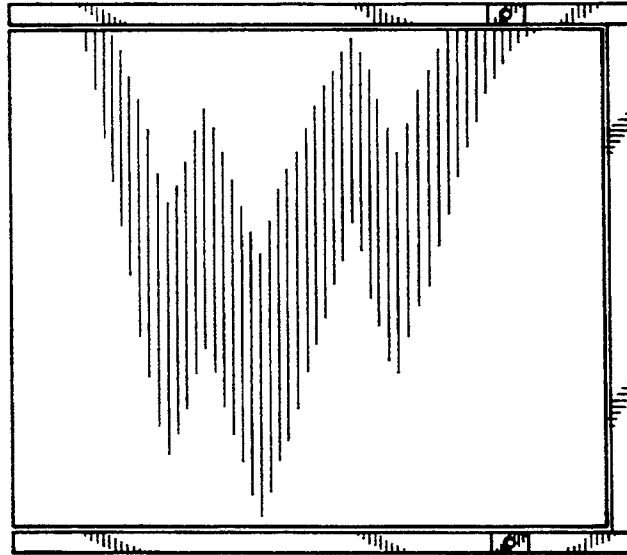


FIG. 5

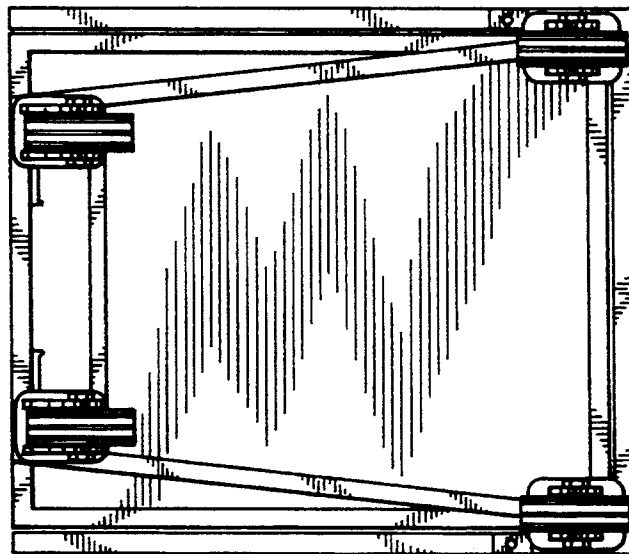


FIG. 6

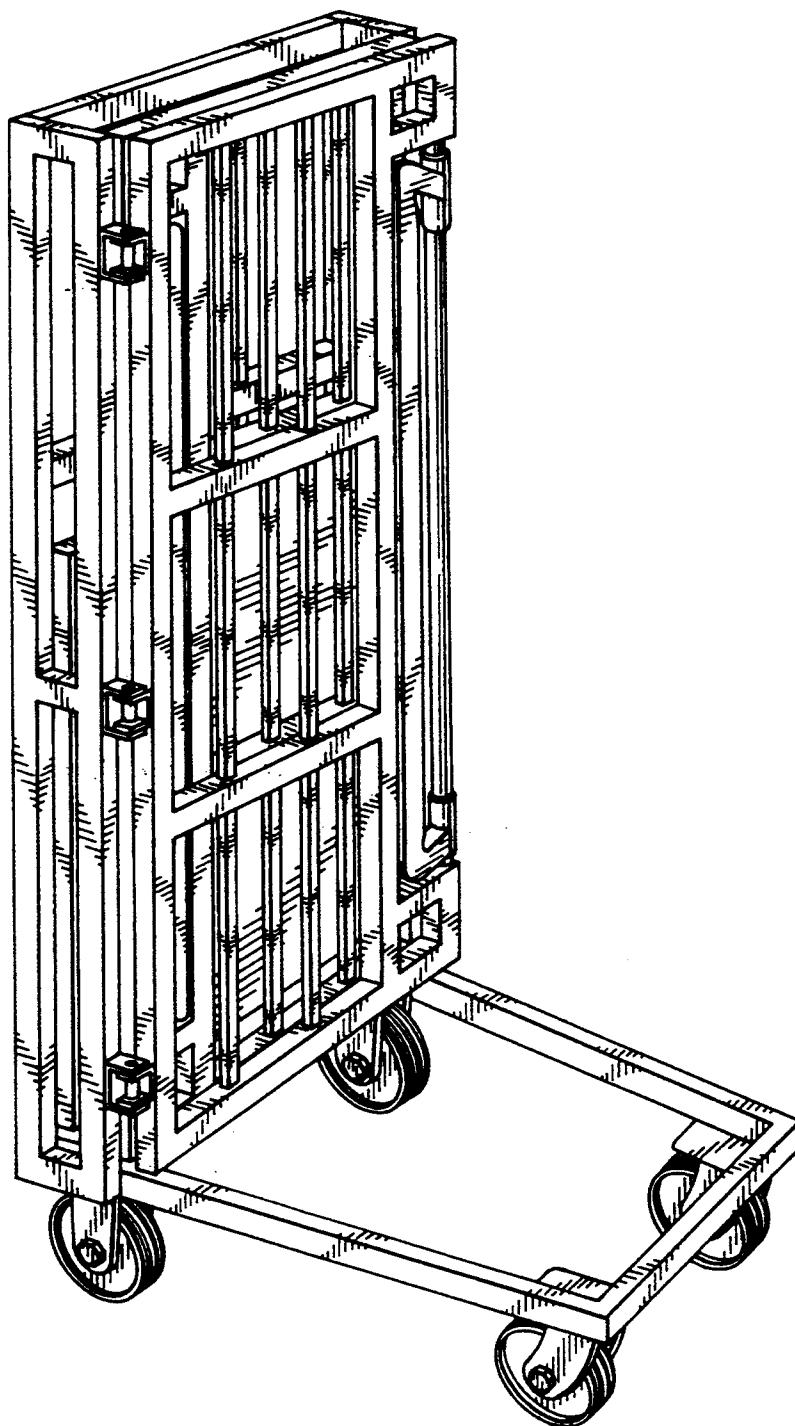


FIG. 7

